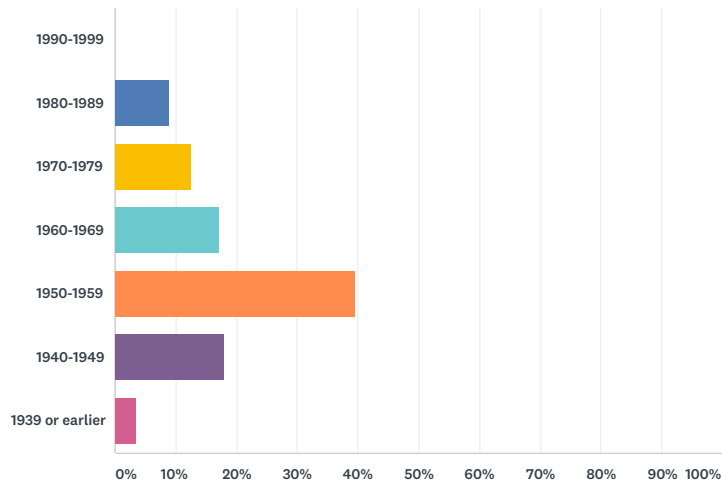


### Q1 What year were you born?

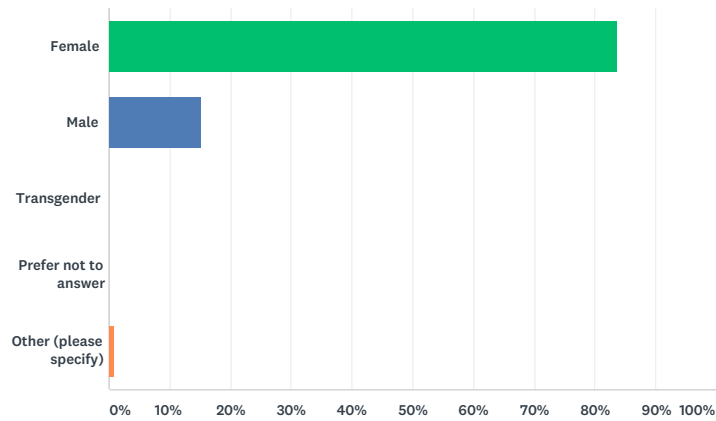
Answered: 111 Skipped: 1



ANSWER CHOICES	RESPONSES	
1990-1999	0.00%	0
1980-1989	9.01%	10
1970-1979	12.61%	14
1960-1969	17.12%	19
1950-1959	39.64%	44
1940-1949	18.02%	20
1939 or earlier	3.60%	4
<b>TOTAL</b>		<b>111</b>

### Q2 What is your gender identity?

Answered: 111 Skipped: 1

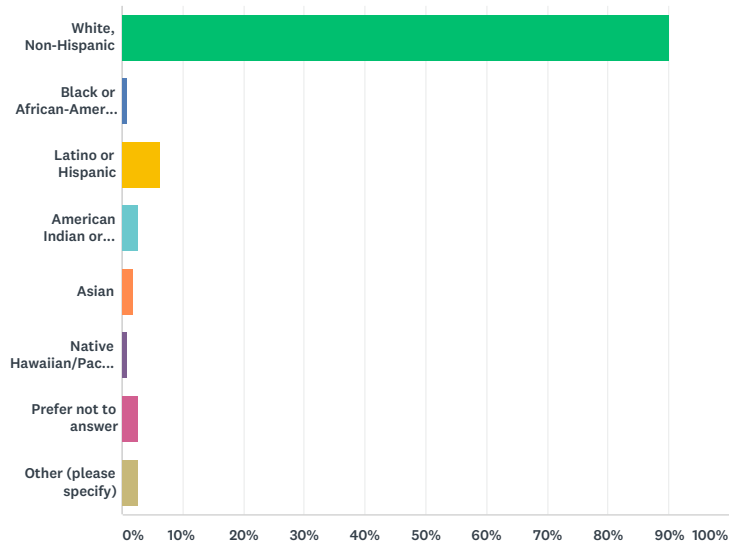


ANSWER CHOICES	RESPONSES	
Female	83.78%	93
Male	15.32%	17
Transgender	0.00%	0
Prefer not to answer	0.00%	0
Other (please specify)	0.90%	1
<b>TOTAL</b>		<b>111</b>

#	OTHER (PLEASE SPECIFY)	DATE
1	S	4/21/2017 6:35 PM

### Q3 What is your race/ethnic origin? (Check all that apply)

Answered: 112 Skipped: 0



ANSWER CHOICES	RESPONSES
White, Non-Hispanic	90.18% 101
Black or African-American	0.89% 1
Latino or Hispanic	6.25% 7
American Indian or Alaskan Native	2.68% 3
Asian	1.79% 2
Native Hawaiian/Pacific Islander	0.89% 1
Prefer not to answer	2.68% 3
Other (please specify)	2.68% 3
Total Respondents: 112	

#	OTHER (PLEASE SPECIFY)	DATE
1	Mix	4/22/2017 6:37 AM
2	puerto rican	4/21/2017 6:41 PM
3	American	4/21/2017 6:15 PM

### Q4 What language(s) do you speak in addition to English? (Check all that apply)

Answered: 103 Skipped: 9

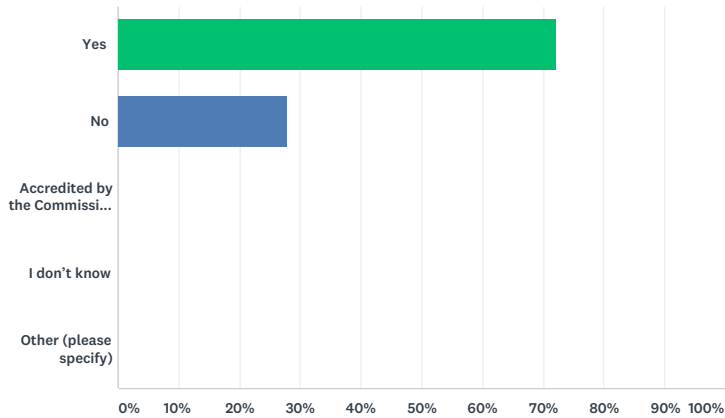


ANSWER CHOICES	RESPONSES	
None	80.58%	83
American Sign	0.97%	1
Arabic	0.00%	0
Chinese	0.00%	0
French	3.88%	4
German	0.00%	0
Italian	0.00%	0
Japanese	0.00%	0
Korean	0.97%	1
Persian	0.97%	1
Portuguese	0.00%	0
Russian	0.00%	0
Spanish	13.59%	14
Tagalog	0.97%	1
Vietnamese	0.00%	0
Other (please specify)	2.91%	3

Total Respondents: 103		
#	OTHER (PLEASE SPECIFY)	DATE
1	American Sign Language	4/28/2017 5:35 AM
2	Polish	4/23/2017 1:42 PM
3	Hebrew	4/21/2017 3:05 PM

Q5 Did you graduate from a program accredited by the Commission on Accreditation for Marriage and Family Therapists? (COAMFTE)?

Answered: 108 Skipped: 4

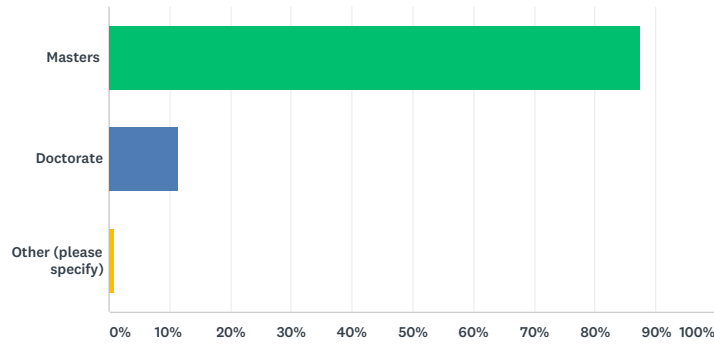


ANSWER CHOICES	RESPONSES	
Yes	72.22%	78
No	27.78%	30
Accredited by the Commission on Accreditation for Marriage and Family Therapy Education (COAMFTE)	0.00%	0
I don't know	0.00%	0
Other (please specify)	0.00%	0
Total Respondents: 108		

#	OTHER (PLEASE SPECIFY)	DATE
	There are no responses.	

### Q6 What is the highest relevant degree you have earned related to psychotherapy?

Answered: 112 Skipped: 0

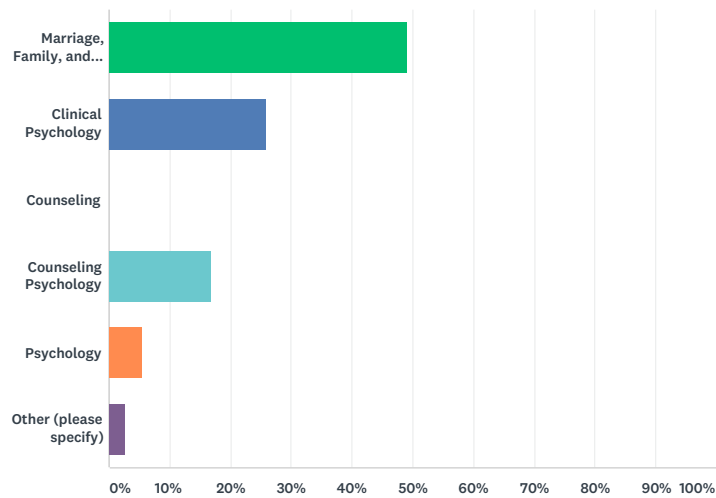


ANSWER CHOICES	RESPONSES
Masters	87.50% 98
Doctorate	11.61% 13
Other (please specify)	0.89% 1
<b>TOTAL</b>	<b>112</b>

#	OTHER (PLEASE SPECIFY)	DATE
1	Current Psy.D. student in 4th year.	4/21/2017 8:00 PM

### Q7 What is the subject area of your highest relevant degree related to psychotherapy?

Answered: 112 Skipped: 0



ANSWER CHOICES	RESPONSES
Marriage, Family, and Child Counseling/Marital and Family Therapy	49.11% 55
Clinical Psychology	25.89% 29
Counseling	0.00% 0
Counseling Psychology	16.96% 19
Psychology	5.36% 6
Other (please specify)	2.68% 3
<b>TOTAL</b>	<b>112</b>

#	OTHER (PLEASE SPECIFY)	DATE
1	Pastoral Counseling (clinical) M.S.	4/26/2017 8:37 PM
2	Counselor Education	4/26/2017 7:03 PM
3	I have two Masters one in MFTT, and one in Clinical Psychology. Re: Question #6, I graduated from California Family Study Center in 1981. I don't know if it was accredited.	4/21/2017 7:17 PM



### Q8 Which additional California credentials/licenses do you hold? (Check all that apply)

Answered: 100 Skipped: 12



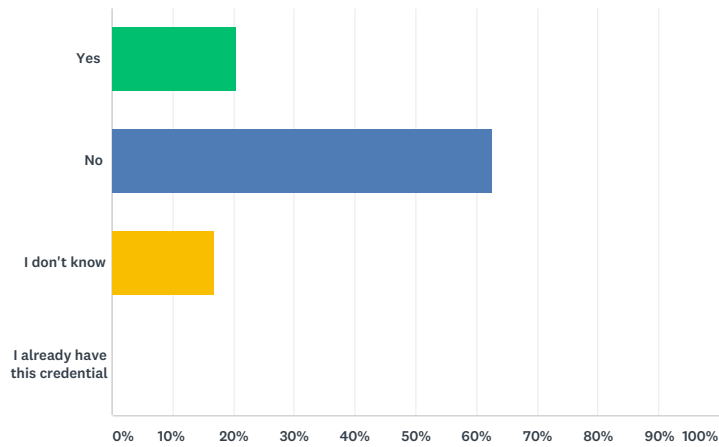
ANSWER CHOICES	RESPONSES
Not applicable	71.00% 71
Attorney	0.00% 0
Clinical Social Worker	0.00% 0
Drug and Alcohol Counselor	0.00% 0
Educational Psychologist	2.00% 2
Minister	4.00% 4
Nurse	1.00% 1
Professional Clinical Counselor	1.00% 1
Psychologist	2.00% 2
Pupil Personnel Services	2.00% 2
Teaching Credential	16.00% 16
Applied Behavioral Specialist	0.00% 0
Other (please specify)	10.00% 10
Total Respondents: 100	

#	OTHER (PLEASE SPECIFY)	DATE
1	Certified Trauma Specialist; Board Certified Expert in Traumatic Stress, Diplomate, American Academy of Experts in Traumatic Stress	5/15/2017 9:08 AM
2	Certificate - Spiritual Direction	5/11/2017 8:41 AM
3	Registered Poetry Therapist (PTR)	5/11/2017 7:29 AM
4	Community college credential	5/2/2017 10:38 AM
5	Play therapy	4/27/2017 11:20 AM

6	Administrative/Special Education	4/26/2017 7:03 PM
7	Registered play therapist, registered play therapist supervisor	4/22/2017 2:18 PM
8	CA school administration	4/22/2017 6:16 AM
9	LMFT	4/21/2017 5:24 PM
10	MFT	4/21/2017 5:18 PM

**Q9 If a Mental Health Pupil Personnel Services (PPS) credential was created, would you be interested in pursuing it in order to provide counseling to students in public schools?**

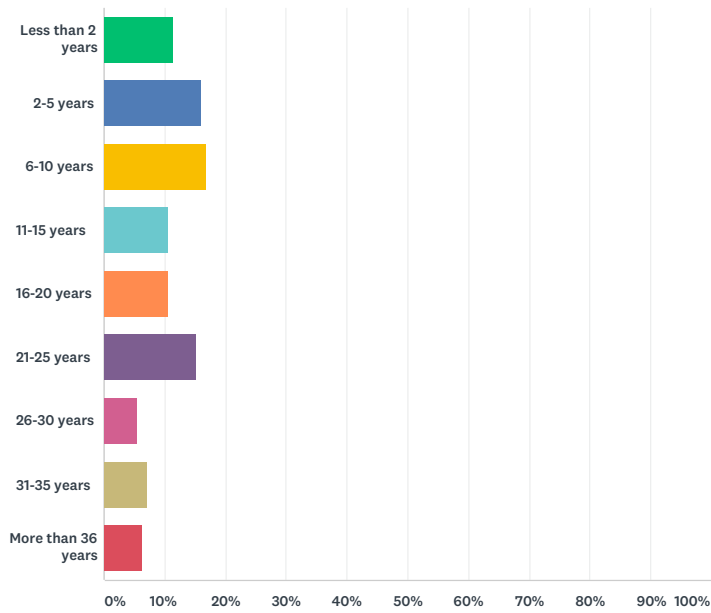
Answered: 112 Skipped: 0



ANSWER CHOICES	RESPONSES	
Yes	20.54%	23
No	62.50%	70
I don't know	16.96%	19
I already have this credential	0.00%	0
<b>TOTAL</b>		<b>112</b>

### Q10 How many years have you been licensed as an MFT?

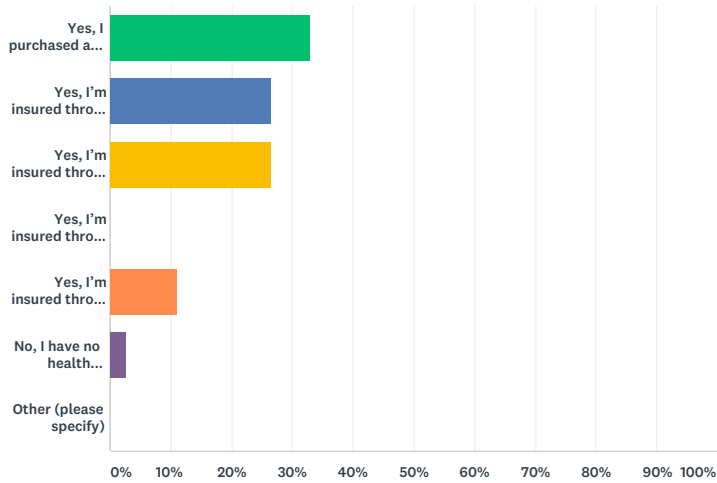
Answered: 112 Skipped: 0



ANSWER CHOICES	RESPONSES	
Less than 2 years	11.61%	13
2-5 years	16.07%	18
6-10 years	16.96%	19
11-15 years	10.71%	12
16-20 years	10.71%	12
21-25 years	15.18%	17
26-30 years	5.36%	6
31-35 years	7.14%	8
More than 36 years	6.25%	7
<b>TOTAL</b>		<b>112</b>

### Q11 Do you have health insurance for your personal medical care?

Answered: 109 Skipped: 3

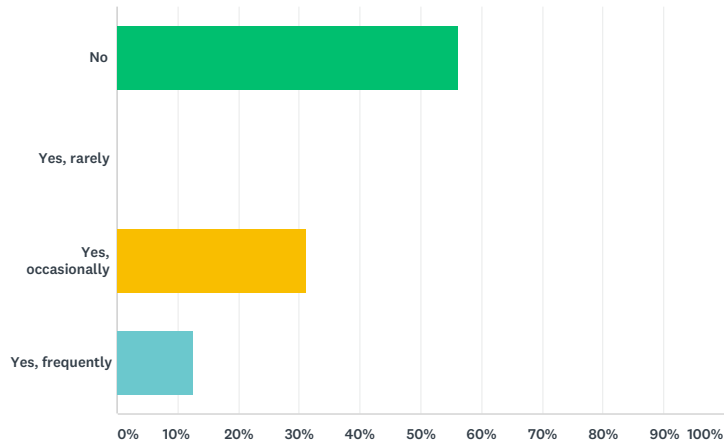


ANSWER CHOICES	RESPONSES
Yes, I purchased a private plan	33.03% 36
Yes, I'm insured through my employer	26.61% 29
Yes, I'm insured through my spouse/partner	26.61% 29
Yes, I'm insured through CAMFT's guaranteed issue health plan	0.00% 0
Yes, I'm insured through Covered California	11.01% 12
No, I have no health insurance	2.75% 3
Other (please specify)	0.00% 0
<b>TOTAL</b>	<b>109</b>

#	OTHER (PLEASE SPECIFY)	DATE
	There are no responses.	

### Q12 Within the last two years, have you received personal psychotherapy?

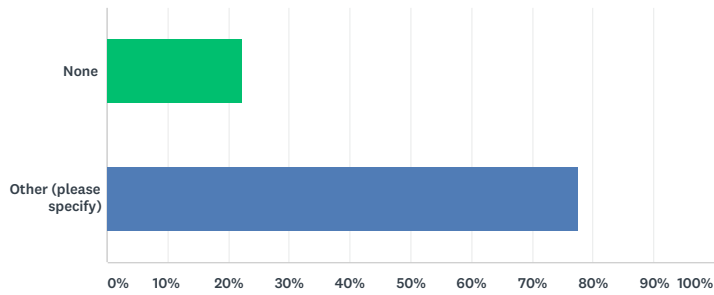
Answered: 112 Skipped: 0



ANSWER CHOICES	RESPONSES	
No	56.25%	63
Yes, rarely	0.00%	0
Yes, occasionally	31.25%	35
Yes, frequently	12.50%	14
<b>TOTAL</b>		<b>112</b>

### Q13 What was your career before becoming an LMFT?

Answered: 112 Skipped: 0



ANSWER CHOICES	RESPONSES	
None	22.32%	25
Other (please specify)	77.68%	87
<b>TOTAL</b>		<b>112</b>

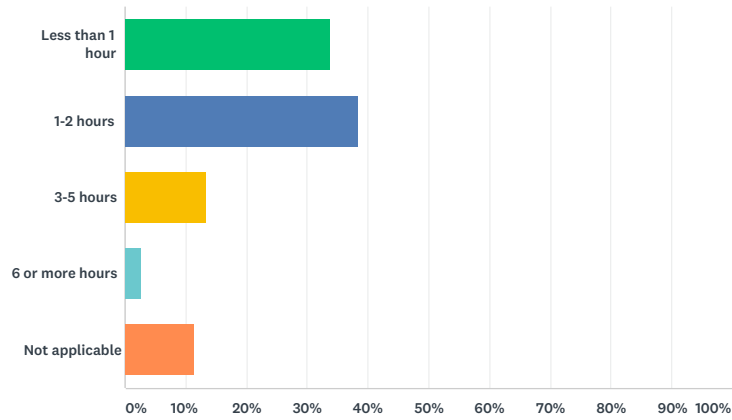
#	OTHER (PLEASE SPECIFY)	DATE
1	Bilingual Elementary School Teacher	5/18/2017 7:50 AM
2	Administrative Assistant	5/16/2017 8:49 PM
3	Executive Assistant	5/16/2017 9:03 AM
4	worked as a nurses assistant in a university hospital in the 1970's	5/15/2017 9:10 AM
5	Nursing	5/12/2017 12:25 PM
6	Software trainer	5/12/2017 5:01 AM
7	legal secretary	5/11/2017 5:40 PM
8	Mortgage lender	5/11/2017 11:36 AM
9	Supervisor, Spiritual Direction, Self Employed	5/11/2017 8:41 AM
10	Instructor in Speech and Communication - College	5/11/2017 7:31 AM
11	paraprofessional counselor and program manager	5/7/2017 10:02 AM
12	Retail Management	5/5/2017 10:52 AM
13	perinatal educator/consultant	5/2/2017 6:10 AM
14	Elementary School Teacher	4/28/2017 5:37 AM
15	teacher	4/27/2017 11:20 AM
16	student	4/27/2017 10:16 AM
17	Exercise Physiologist (fitness field)	4/27/2017 7:04 AM
18	Teacher	4/26/2017 10:04 PM
19	Associate pastor	4/26/2017 8:39 PM
20	Educator	4/26/2017 8:19 PM
21	Full time mom	4/26/2017 7:42 PM
22	Elementary School teacher	4/26/2017 7:06 PM
23	Special Education Teacher	4/26/2017 7:04 PM
24	Social worker	4/26/2017 6:21 PM
25	Legal Secretary	4/26/2017 5:05 PM
26	sales/administrative	4/26/2017 4:17 PM
27	Learning Disabilities Specialist	4/26/2017 4:04 PM
28	Human resources	4/25/2017 5:06 PM
29	Case Manager	4/24/2017 3:06 PM
30	minister	4/24/2017 2:54 PM
31	customer service	4/24/2017 12:22 PM
32	Case Manager	4/24/2017 11:23 AM
33	PR Executive; writer; producer	4/24/2017 10:16 AM
34	Mental Health Case Worker	4/24/2017 8:50 AM
35	swim coach, substitute teacher	4/24/2017 8:42 AM
36	Corporate America	4/24/2017 8:03 AM
37	finance	4/23/2017 8:39 PM
38	Physiology major	4/23/2017 1:44 PM

39	High School English Teacher	4/23/2017 1:21 PM
40	Artist	4/23/2017 6:36 AM
41	worked as an intern for 11 years	4/22/2017 4:55 PM
42	Teacher of educationally handicapped	4/22/2017 2:25 PM
43	ABA provider	4/22/2017 2:19 PM
44	University administrator	4/22/2017 10:49 AM
45	College Student Advisor	4/22/2017 10:16 AM
46	School Counselor, PPS	4/22/2017 9:19 AM
47	Non profit program manager	4/22/2017 8:57 AM
48	Self employed business	4/22/2017 6:39 AM
49	School principal	4/22/2017 6:17 AM
50	Financial Analyst	4/21/2017 9:24 PM
51	Teaching; Defence and Foreign Affairs Consultant	4/21/2017 9:17 PM
52	PanAm Flight Attendant, Interior Designer	4/21/2017 8:50 PM
53	Cameraman	4/21/2017 8:00 PM
54	School Psychologist	4/21/2017 7:58 PM
55	Secondary teacher	4/21/2017 7:50 PM
56	Teacher	4/21/2017 7:36 PM
57	Certified Public Accountant	4/21/2017 7:26 PM
58	licensed vocational nurse/ flight attendant	4/21/2017 7:23 PM
59	Secondary School Teacher	4/21/2017 7:20 PM
60	Computer analyst in financial services	4/21/2017 7:04 PM
61	Teacher	4/21/2017 7:03 PM
62	ombudsman	4/21/2017 6:39 PM
63	Financial Advisor (28 years)	4/21/2017 6:16 PM
64	Small business owner	4/21/2017 6:06 PM
65	Pre K teacher	4/21/2017 5:25 PM
66	Social Worker CPS	4/21/2017 5:19 PM
67	Editor/Proofreader	4/21/2017 5:09 PM
68	Hair stylist	4/21/2017 5:07 PM
69	Computer programming	4/21/2017 4:46 PM
70	Architect	4/21/2017 4:35 PM
71	Bookkeeping, Waitress and Dental Assistant	4/21/2017 4:11 PM
72	Typographer	4/21/2017 4:01 PM
73	Banker	4/21/2017 3:37 PM
74	FPN	4/21/2017 3:21 PM
75	Automotive technician and shop foreman	4/21/2017 3:07 PM
76	Bus admin	4/21/2017 2:41 PM
77	Insurance sales agent	4/21/2017 2:40 PM
78	Educator	4/21/2017 2:30 PM
79	Post production	4/21/2017 2:25 PM
80	Computer Programmer	4/21/2017 2:24 PM
81	Dept of defense contractor	4/21/2017 2:24 PM
82	Secretary	4/21/2017 2:22 PM
83	Ex Director for a nonprofit	4/21/2017 2:22 PM
84	Preschool teacher	4/21/2017 2:19 PM
85	SOCIAL SERVICES	4/21/2017 2:15 PM
86	mom	4/21/2017 2:14 PM
87	Naval Aviator/Naval Officer	4/21/2017 2:10 PM



Q14 On average, how many hours per week do you volunteer or provide pro-bono therapy?

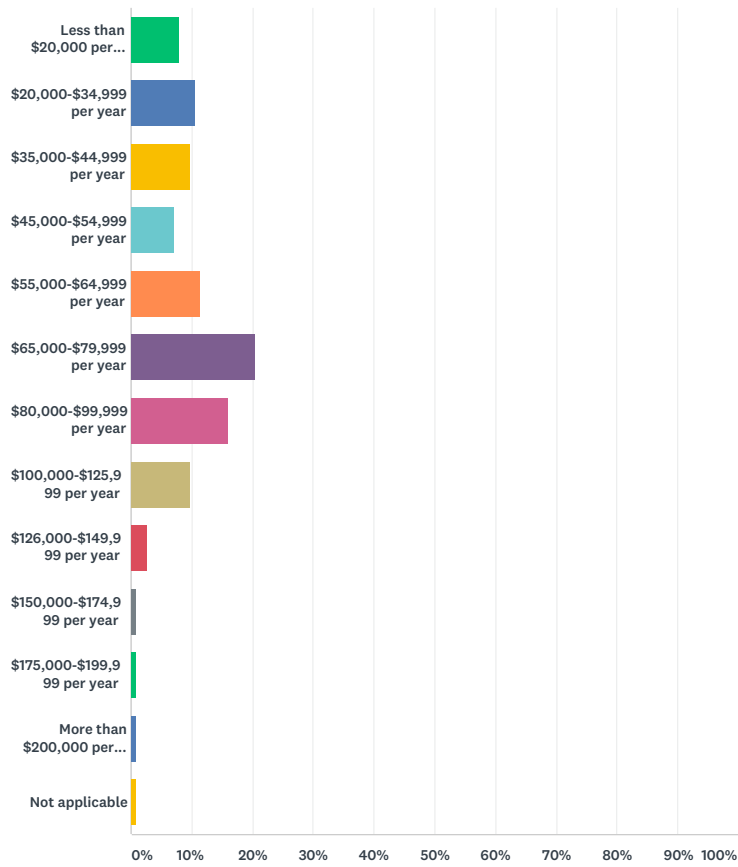
Answered: 112 Skipped: 0



ANSWER CHOICES	RESPONSES	
Less than 1 hour	33.93%	38
1-2 hours	38.39%	43
3-5 hours	13.39%	15
6 or more hours	2.68%	3
Not applicable	11.61%	13
<b>TOTAL</b>		<b>112</b>

### Q15 What is your average annual income (before taxes)?

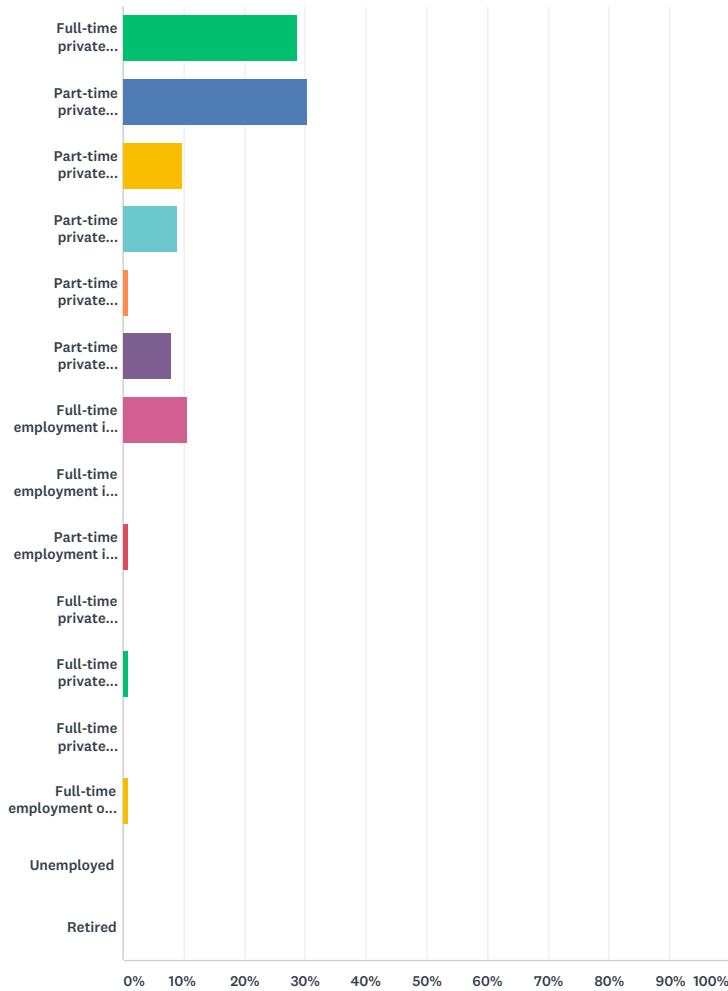
Answered: 112 Skipped: 0



ANSWER CHOICES	RESPONSES	
Less than \$20,000 per year	8.04%	9
\$20,000-\$34,999 per year	10.71%	12
\$35,000-\$44,999 per year	9.82%	11
\$45,000-\$54,999 per year	7.14%	8
\$55,000-\$64,999 per year	11.61%	13
\$65,000-\$79,999 per year	20.54%	23
\$80,000-\$99,999 per year	16.07%	18
\$100,000-\$125,999 per year	9.82%	11
\$126,000-\$149,999 per year	2.68%	3
\$150,000-\$174,999 per year	0.89%	1
\$175,000-\$199,999 per year	0.89%	1
More than \$200,000 per year	0.89%	1
Not applicable	0.89%	1
<b>TOTAL</b>		<b>112</b>

Q16 Which of the following best describes your status? (Note: Full-time is 20 or more hours a week and part-time is fewer than 20 hours a week)

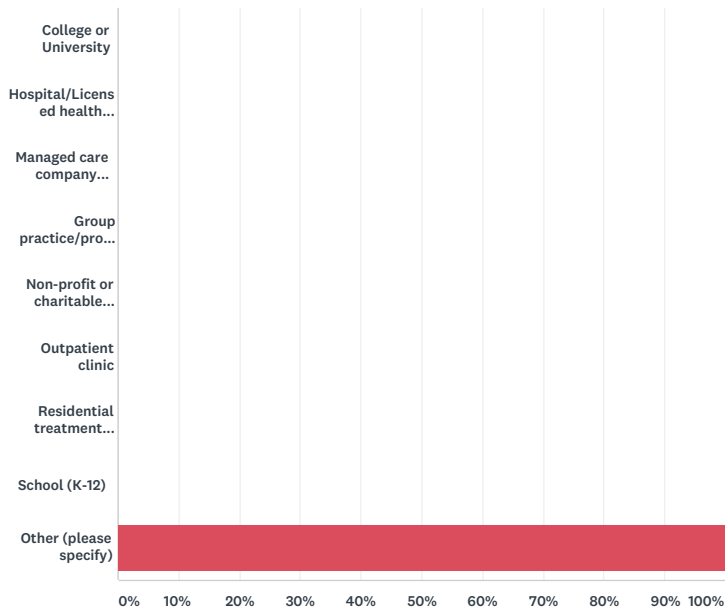
Answered: 112 Skipped: 0



ANSWER CHOICES	RESPONSES
Full-time private practice (20 or more hours per week) only	28.57% 32
Part-time private practice (fewer than 20 hours per week) only	30.36% 34
Part-time private practice and full-time employment in a clinical position	9.82% 11
Part-time private practice and part-time employment in a clinical position	8.93% 10
Part-time private practice and full-time employment in a non-clinical position	0.89% 1
Part-time private practice and part-time employment in a non-clinical position	8.04% 9
Full-time employment in a clinical position (not private practice) only	10.71% 12
Full-time employment in a clinical position (not private practice) and part-time in a non-clinical position	0.00% 0
Part-time employment in a clinical position (not private practice) and part-time employment in a non-clinical position	0.89% 1
Full-time private practice and full-time employment in a clinical position	0.00% 0
Full-time private practice and part-time employment in a clinical position	0.89% 1
Full-time private practice and full-time employment in a non-clinical position	0.00% 0
Full-time employment or in business doing non-clinical work	0.89% 1
Unemployed	0.00% 0
Retired	0.00% 0
<b>TOTAL</b>	<b>112</b>

Q17 Do you work in any of the following settings? (Check all that apply)

Answered: 1 Skipped: 111




ANSWER CHOICES	RESPONSES
College or University	0.00% 0
Hospital/Licensed health facility	0.00% 0
Managed care company including HMO, PPO, EAP, etc.	0.00% 0
Group practice/professional corporation	0.00% 0
Non-profit or charitable corporation	0.00% 0
Outpatient clinic	0.00% 0
Residential treatment facility	0.00% 0
School (K-12)	0.00% 0
Other (please specify)	100.00% 1
Total Respondents: 1	

#	OTHER (PLEASE SPECIFY)	DATE
1	Military Base	4/22/2017 8:58 AM

Q18 Do you work in any of the following settings? (Check all that apply)

Answered: 1 Skipped: 111



ANSWER CHOICES	RESPONSES	
California Department of Social Services	0.00%	0
California Public Health Service	0.00%	0
California State Department of Corrections and Rehabilitation	0.00%	0
California State Psychiatric Hospital	0.00%	0
California Youth Authority	0.00%	0
Child Protective Services or its equivalent	0.00%	0
Correctional Treatment Facility	0.00%	0
County Mental Health	0.00%	0
County Probation	0.00%	0
County Psychiatric Facility	0.00%	0
Department of Defense	0.00%	0
Local, state, or federal government	0.00%	0
Family Court Services	0.00%	0
U.S. Department of Health Services	0.00%	0
U.S. Department of Veterans Affairs	0.00%	0

Not applicable	0.00%	0
Other (please specify)	100.00%	1
Total Respondents: 1		
#	OTHER (PLEASE SPECIFY)	DATE
1	Dept of defense contractor	4/22/2017 8:58 AM

### Q19 What are your duties? (Check all that apply)

Answered: 1 Skipped: 111

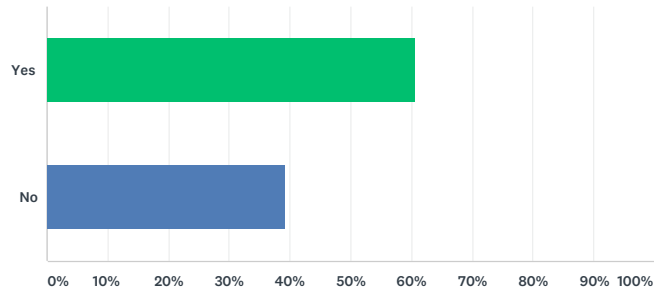


ANSWER CHOICES	RESPONSES
Administration	0.00% 0
Adoptions	0.00% 0
Case management	0.00% 0
Child abuse investigations	0.00% 0
Child custody investigations	0.00% 0
Community prevention/education	0.00% 0
Education	0.00% 0
Intakes/referrals	0.00% 0
Mediation	0.00% 0
Social services	0.00% 0
Provide counseling or psychotherapy	100.00% 1
Other (please specify)	0.00% 0
Total Respondents: 1	

#	OTHER (PLEASE SPECIFY)	DATE
	There are no responses.	

### Q20 Do you consider your private practice your primary career/occupation and source of income?

Answered: 99 Skipped: 13

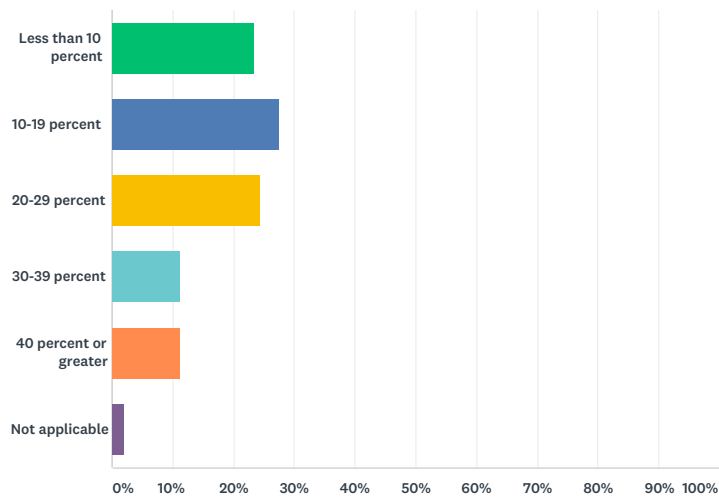


ANSWER CHOICES	RESPONSES	
Yes	60.61%	60
No	39.39%	39
TOTAL		99



### Q21 What percentage of your gross income goes to overhead?

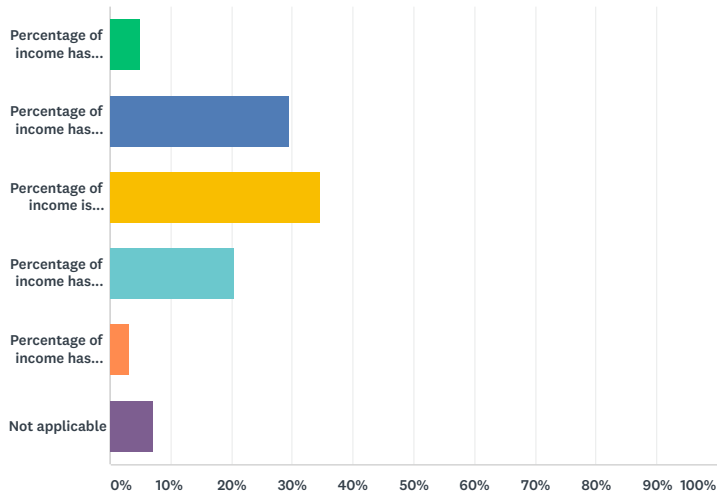
Answered: 98 Skipped: 14



ANSWER CHOICES	RESPONSES	
Less than 10 percent	23.47%	23
10-19 percent	27.55%	27
20-29 percent	24.49%	24
30-39 percent	11.22%	11
40 percent or greater	11.22%	11
Not applicable	2.04%	2
<b>TOTAL</b>		<b>98</b>

### Q22 Have you experienced any changes in your earnings from providing psychotherapy within the past two years?

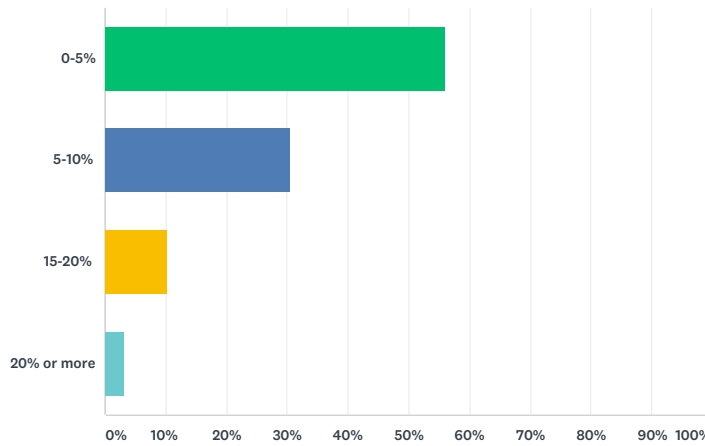
Answered: 98 Skipped: 14



ANSWER CHOICES	RESPONSES	
Percentage of income has increased significantly	5.10%	5
Percentage of income has increased somewhat	29.59%	29
Percentage of income is approximately the same	34.69%	34
Percentage of income has decreased somewhat	20.41%	20
Percentage of income has decreased significantly	3.06%	3
Not applicable	7.14%	7
<b>TOTAL</b>		<b>98</b>

Q23 How much has your overhead increased in the last five years?

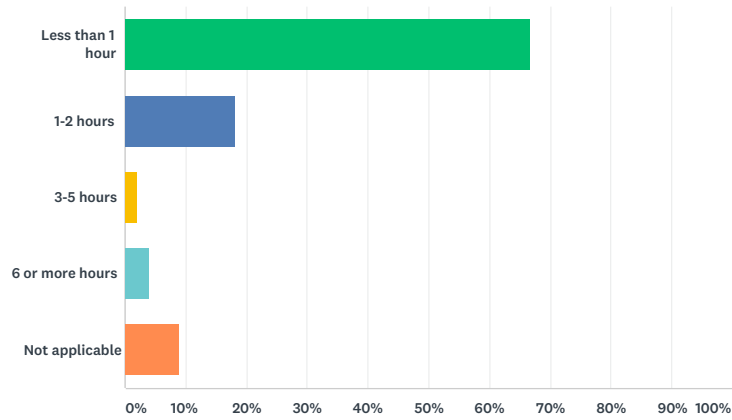
Answered: 98 Skipped: 14



ANSWER CHOICES	RESPONSES	
0-5%	56.12%	55
5-10%	30.61%	30
15-20%	10.20%	10
20% or more	3.06%	3
<b>TOTAL</b>		<b>98</b>

### Q24 On average, what is the average number of hours per week spent marketing/promoting services?

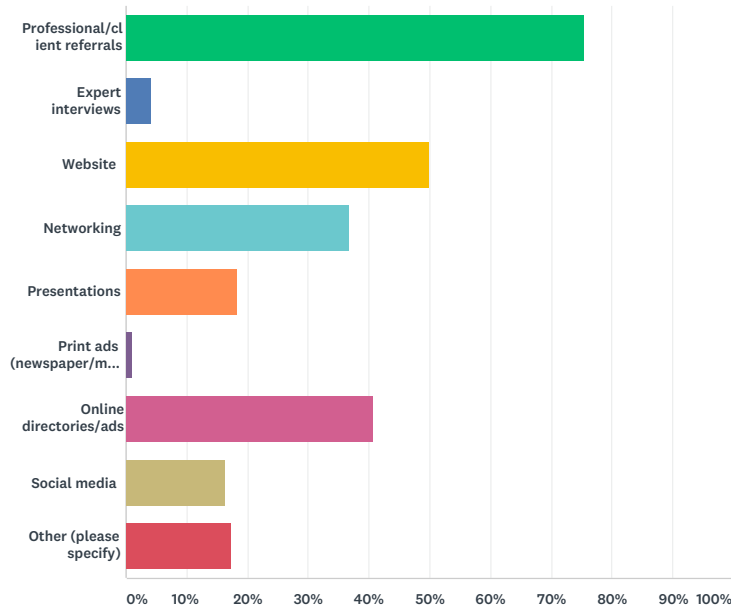
Answered: 99 Skipped: 13



ANSWER CHOICES	RESPONSES	
Less than 1 hour	66.67%	66
1-2 hours	18.18%	18
3-5 hours	2.02%	2
6 or more hours	4.04%	4
Not applicable	9.09%	9
<b>TOTAL</b>		<b>99</b>

### Q25 How do you market/promote your services? (Check all that apply)

Answered: 98 Skipped: 14

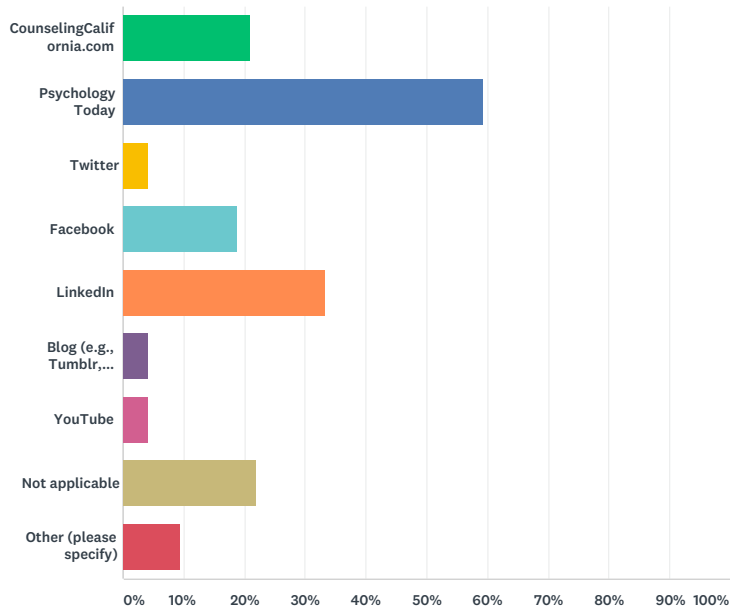


ANSWER CHOICES	RESPONSES
Professional/client referrals	75.51% 74
Expert interviews	4.08% 4
Website	50.00% 49
Networking	36.73% 36
Presentations	18.37% 18
Print ads (newspaper/magazines/newsletters, etc.)	1.02% 1
Online directories/ads	40.82% 40
Social media	16.33% 16
Other (please specify)	17.35% 17
Total Respondents: 98	

#	OTHER (PLEASE SPECIFY)	DATE
1	client referrals to others and medical doctors refer patients	5/15/2017 9:13 AM
2	psychology today	4/27/2017 11:23 AM
3	word of mouth	4/27/2017 10:19 AM
4	I don't. Semi-retired.	4/27/2017 7:07 AM
5	Insurance	4/26/2017 10:07 PM
6	insurance companies	4/26/2017 8:45 PM
7	Teaching	4/26/2017 7:07 PM
8	Church and word of mouth.	4/24/2017 11:31 AM
9	insurance panel (Medi-Cal)	4/24/2017 8:51 AM
10	Na	4/22/2017 8:59 AM
11	Word of mouth	4/22/2017 6:42 AM
12	i do not promote my practice	4/21/2017 7:26 PM
13	accepting insurance	4/21/2017 6:52 PM
14	Provider Panels	4/21/2017 5:11 PM
15	Volunteered workshops for schools initially; riding on my laurels now	4/21/2017 4:15 PM
16	Services provided though a contract employer	4/21/2017 3:10 PM
17	N/A	4/21/2017 2:27 PM

### Q26 Which online directories or social media outlets do you use to promote your services? (Check all that apply)

Answered: 96 Skipped: 16

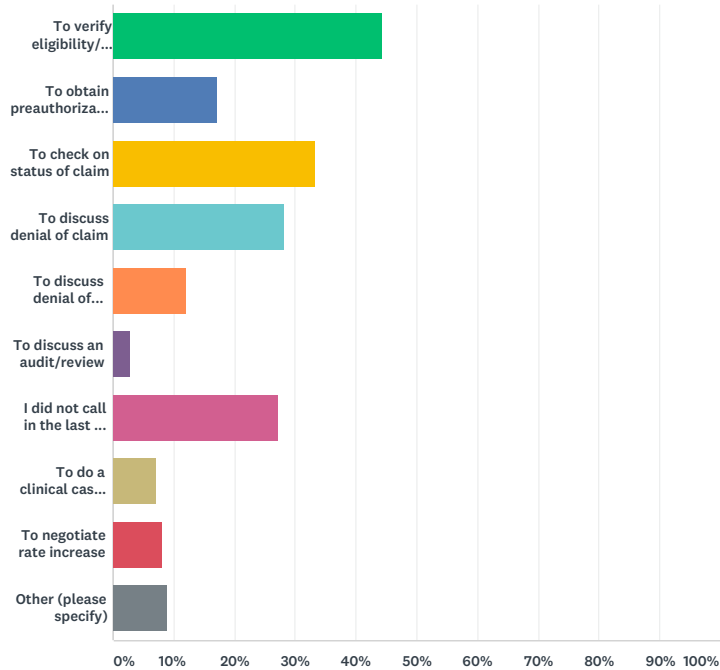


ANSWER CHOICES	RESPONSES
CounselingCalifornia.com	20.83% 20
Psychology Today	59.38% 57
Twitter	4.17% 4
Facebook	18.75% 18
LinkedIn	33.33% 32
Blog (e.g., Tumblr, Wordpress, Blogger, etc.)	4.17% 4
YouTube	4.17% 4
Not applicable	21.88% 21
Other (please specify)	9.38% 9
Total Respondents: 96	

#	OTHER (PLEASE SPECIFY)	DATE
1	Instagram	5/11/2017 5:42 PM
2	MC-CAMFT Catalog	5/5/2017 10:55 AM
3	Yelp	4/28/2017 11:33 AM
4	Therapysites	4/24/2017 3:08 PM
5	Therapysites	4/24/2017 11:31 AM
6	None	4/22/2017 6:42 AM
7	Goodtherapy.org, therapytribe.org	4/21/2017 7:22 PM
8	Do not use social media	4/21/2017 4:15 PM
9	Good Therapy.org	4/21/2017 2:27 PM

### Q27 If you have called an insurance plan in the last 6 months, what was the reason for the call?

Answered: 99 Skipped: 13

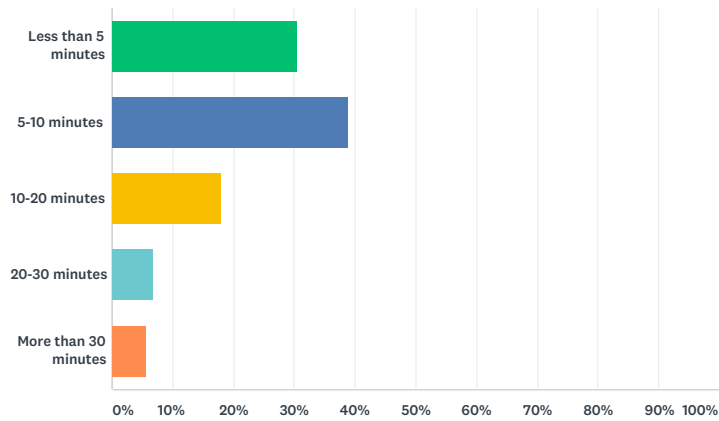


ANSWER CHOICES	RESPONSES	
To verify eligibility/benefits	44.44%	44
To obtain preauthorization	17.17%	17
To check on status of claim	33.33%	33
To discuss denial of claim	28.28%	28
To discuss denial of services	12.12%	12
To discuss an audit/review	3.03%	3
I did not call in the last 6 months	27.27%	27
To do a clinical case review	7.07%	7
To negotiate rate increase	8.08%	8
Other (please specify)	9.09%	9
Total Respondents: 99		

#	OTHER (PLEASE SPECIFY)	DATE
1	Follow up on insurance plan credentialing application	5/16/2017 9:05 AM
2	To clarify an issue	5/11/2017 5:43 PM
3	none	4/27/2017 11:25 AM
4	Do not take insurance	4/23/2017 1:47 PM
5	Get on a panel	4/22/2017 1:07 PM
6	Do not take insurance	4/22/2017 6:43 AM
7	I no longer deal with insurance companies.	4/21/2017 5:30 PM
8	Do not take insurance; cash or checks only	4/21/2017 4:16 PM
9	I am not on any insurance panels.	4/21/2017 2:58 PM

### Q28 Approximately how long did you wait to speak to a representative?

Answered: 72 Skipped: 40

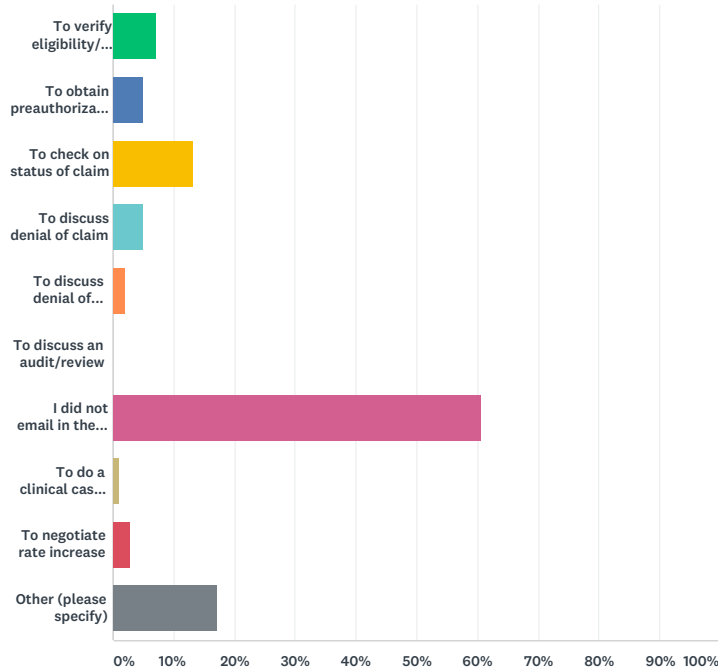


ANSWER CHOICES	RESPONSES	
Less than 5 minutes	30.56%	22
5-10 minutes	38.89%	28
10-20 minutes	18.06%	13
20-30 minutes	6.94%	5
More than 30 minutes	5.56%	4
<b>TOTAL</b>		<b>72</b>



### Q29 If you have emailed an insurance plan in the last 6 months, what was the reason for the email?

Answered: 99 Skipped: 13



ANSWER CHOICES	RESPONSES
To verify eligibility/benefits	7.07% 7
To obtain preauthorization	5.05% 5
To check on status of claim	13.13% 13
To discuss denial of claim	5.05% 5
To discuss denial of services	2.02% 2
To discuss an audit/review	0.00% 0
I did not email in the last 6 months	60.61% 60
To do a clinical case review	1.01% 1
To negotiate rate increase	3.03% 3
Other (please specify)	17.17% 17
Total Respondents: 99	

#	OTHER (PLEASE SPECIFY)	DATE
1	Follow up on the status of insurance credentialing application	5/16/2017 9:06 AM
2	Tax ID change	5/12/2017 5:07 AM
3	none	4/27/2017 11:25 AM
4	havn't	4/27/2017 10:20 AM
5	To see why billing had not been paid	4/26/2017 8:23 PM
6	Verify credentialing	4/26/2017 4:07 PM
7	Update directory - not taking new vlients	4/25/2017 5:09 PM
8	on line billing	4/24/2017 8:52 AM
9	Do not take insurance	4/23/2017 1:48 PM
10	At their request - to update my data	4/22/2017 10:20 AM
11	credentialing	4/21/2017 6:53 PM
12	I no longer deal with insurance companies.	4/21/2017 5:31 PM
13	Havent' emailed insurance	4/21/2017 5:11 PM
14	Do not take insurance; only take cash or checks	4/21/2017 4:17 PM
15	Transfer address	4/21/2017 3:39 PM

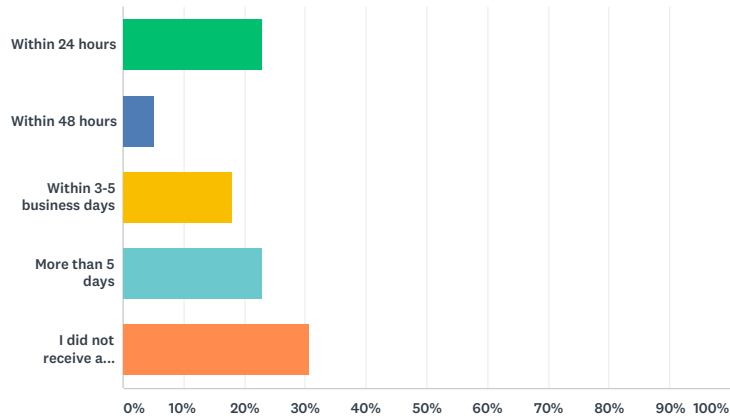
---

16	I am not on any insurance panels.	4/21/2017 2:59 PM
17	Register for panel access or request reconsideration	4/21/2017 2:13 PM

---

### Q30 Approximately how long before you received a response from the insurance plan?

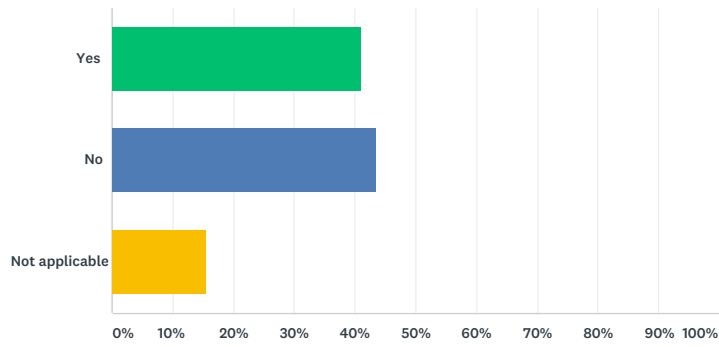
Answered: 39 Skipped: 73



ANSWER CHOICES	RESPONSES	
Within 24 hours	23.08%	9
Within 48 hours	5.13%	2
Within 3-5 business days	17.95%	7
More than 5 days	23.08%	9
I did not receive a response	30.77%	12
<b>TOTAL</b>		<b>39</b>

Q31 Did you receive a successful answer or resolution to the issue?

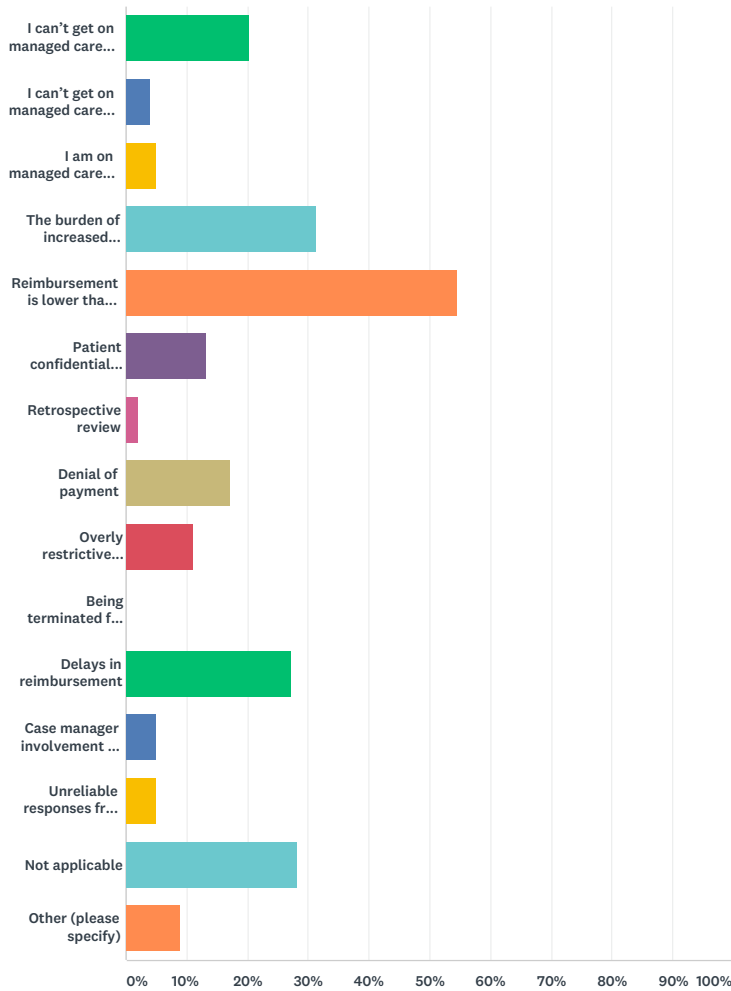
Answered: 39 Skipped: 73



ANSWER CHOICES	RESPONSES	
Yes	41.03%	16
No	43.59%	17
Not applicable	15.38%	6
<b>TOTAL</b>		<b>39</b>

### Q32 What are your greatest problems in dealing with managed care companies? (select top three problems)

Answered: 99 Skipped: 13



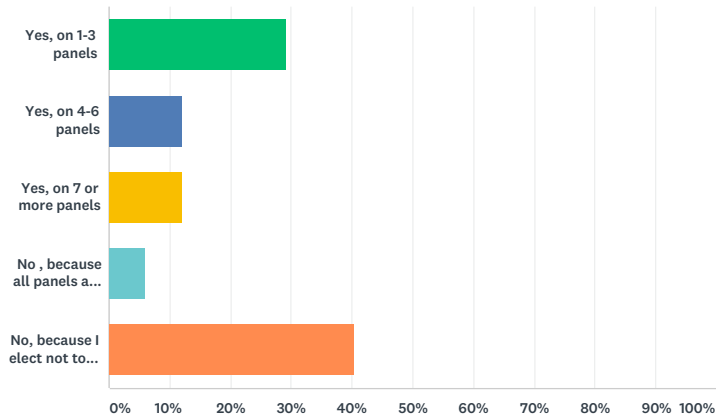
ANSWER CHOICES	RESPONSES
I can't get on managed care panels because they are filled	20.20% 20
I can't get on managed care panels because they don't take LMFTs	4.04% 4
I am on managed care panels but receive no referrals	5.05% 5
The burden of increased paperwork	31.31% 31
Reimbursement is lower than my usual and customary fees	54.55% 54
Patient confidentiality is compromised	13.13% 13
Retrospective review	2.02% 2
Denial of payment	17.17% 17
Overly restrictive limitations on the amount of treatment authorized	11.11% 11
Being terminated from panels	0.00% 0
Delays in reimbursement	27.27% 27
Case manager involvement in treatment decisions	5.05% 5
Unreliable responses from case managers/revolving door of case managers	5.05% 5
Not applicable	28.28% 28
Other (please specify)	9.09% 9
Total Respondents: 99	

#	OTHER (PLEASE SPECIFY)	DATE
---	------------------------	------

1	I changed from a social to tax ID and was denied payment, even after I notified the insurance company of the changes. I had to go back to using social to get paid.	4/24/2017 11:35 AM
2	At this time I'm only on Medi-Cal insurance panel. I have not tried to apply for others because I'm too busy. My goal is to try over the Summer.	4/24/2017 8:54 AM
3	contacting a knowledgeable representative and navigating there email and phone system	4/21/2017 7:31 PM
4	I am not on any managed care panels by choice.	4/21/2017 7:25 PM
5	I do not bill insurances except for Victim Compensation Program. I have a sliding scale fee based payment system and provide a super bill each month to clients who want to send it in as a claim to their insurance.	4/21/2017 5:26 PM
6	Do not take insurance, will give a super bill.... leave insurance to clients responsibility. Only take cash or checks	4/21/2017 4:19 PM
7	Terrible customer service for providers	4/21/2017 4:05 PM
8	Extreme difficulty when adding new practice	4/21/2017 3:40 PM
9	Claims being improperly processed. Denied for no reason.	4/21/2017 2:34 PM

### Q33 Are you a provider on PPO, HMO, EAP, or other managed care panels?

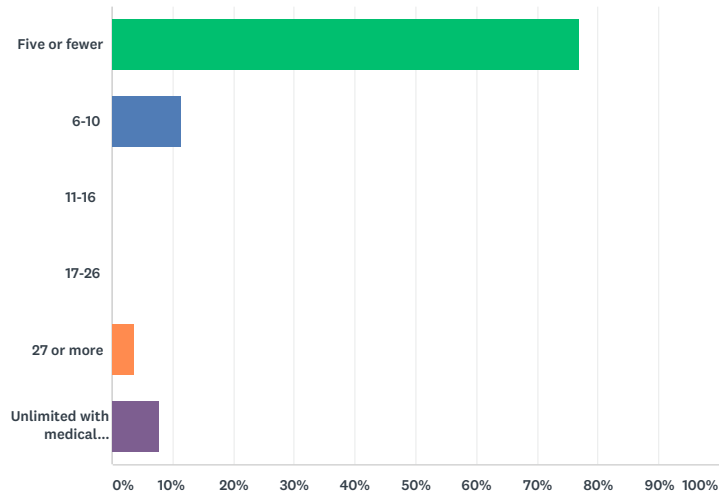
Answered: 99 Skipped: 13



ANSWER CHOICES	RESPONSES	
Yes, on 1-3 panels	29.29%	29
Yes, on 4-6 panels	12.12%	12
Yes, on 7 or more panels	12.12%	12
No, because all panels are filled	6.06%	6
No, because I elect not to participate	40.40%	40
<b>TOTAL</b>		<b>99</b>

### Q34 How often have you found it necessary to contact managed care companies to pre-authorize services?

Answered: 52 Skipped: 60

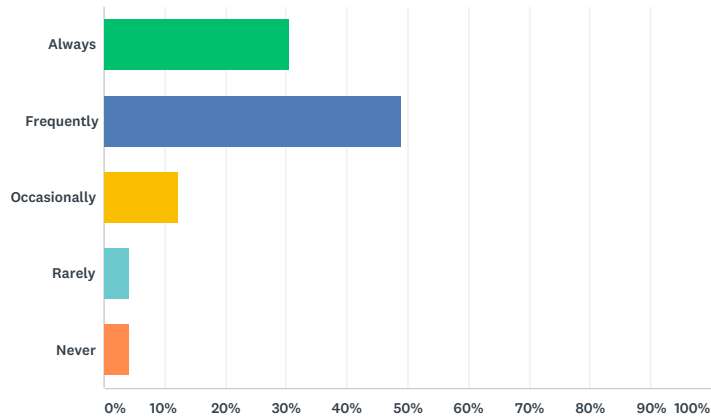


ANSWER CHOICES	RESPONSES	
Five or fewer	76.92%	40
6-10	11.54%	6
11-16	0.00%	0
17-26	0.00%	0
27 or more	3.85%	2
Unlimited with medical necessity	7.69%	4
<b>TOTAL</b>		<b>52</b>



Q35 When pre-authorization is required, how often have you successfully obtained the desired authorization for services?

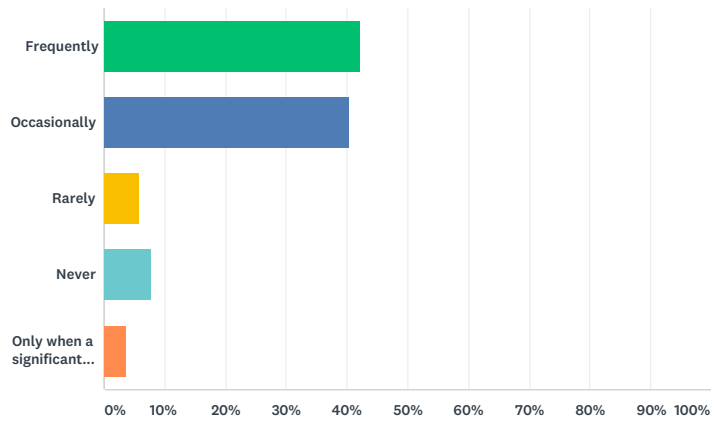
Answered: 49 Skipped: 63



ANSWER CHOICES	RESPONSES	
Always	30.61%	15
Frequently	48.98%	24
Occasionally	12.24%	6
Rarely	4.08%	2
Never	4.08%	2
<b>TOTAL</b>		<b>49</b>

Q36 Do you advocate for continued treatment for your clients?

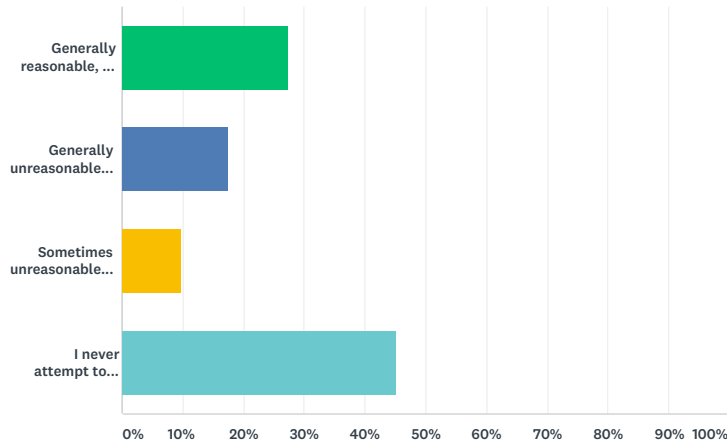
Answered: 52 Skipped: 60



ANSWER CHOICES	RESPONSES	
Frequently	42.31%	22
Occasionally	40.38%	21
Rarely	5.77%	3
Never	7.69%	4
Only when a significant argument can be made for medical necessity	3.85%	2
<b>TOTAL</b>		<b>52</b>

**Q37 In your experience, which of the following applies to the terms and conditions of managed care contracts?**

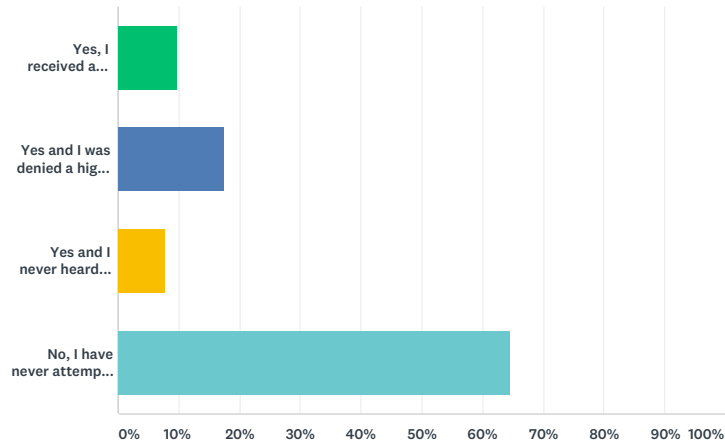
Answered: 51 Skipped: 61



ANSWER CHOICES	RESPONSES	
Generally reasonable, and I sign without significant negotiation	27.45%	14
Generally unreasonable and difficult to negotiate	17.65%	9
Sometimes unreasonable, but often negotiable	9.80%	5
I never attempt to negotiate the terms of a managed care contract	45.10%	23
<b>TOTAL</b>		<b>51</b>

### Q38 Have you ever negotiated with a managed care company for an increase in your reimbursement?

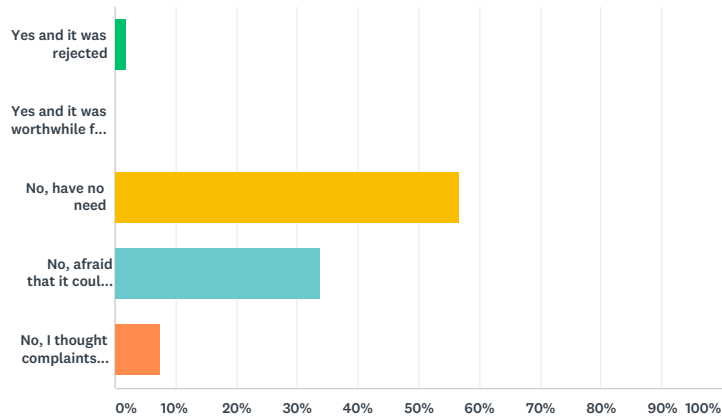
Answered: 51 Skipped: 61



ANSWER CHOICES	RESPONSES	
Yes, I received a higher reimbursement rate	9.80%	5
Yes and I was denied a higher reimbursement rate	17.65%	9
Yes and I never heard back from the insurance company	7.84%	4
No, I have never attempted to negotiate an increase in reimbursement	64.71%	33
<b>TOTAL</b>		<b>51</b>

### Q39 Have you filed a complaint with the Department of Managed Health Care against a managed care company?

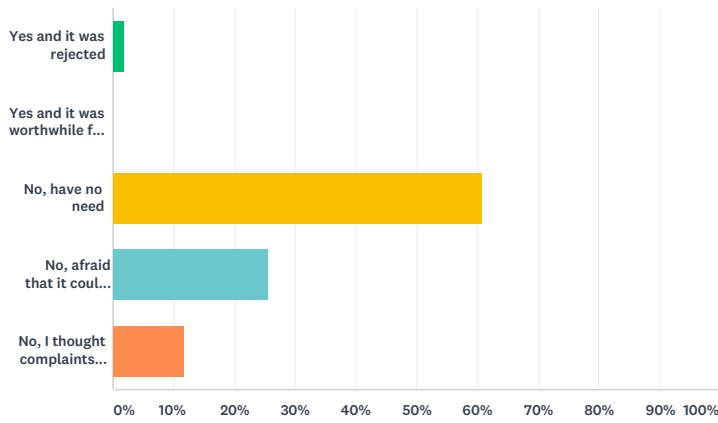
Answered: 53 Skipped: 59



ANSWER CHOICES	RESPONSES
Yes and it was rejected	1.89% 1
Yes and it was worthwhile for the patient and me	0.00% 0
No, have no need	56.60% 30
No, afraid that it could negatively impact me	33.96% 18
No, I thought complaints could only be made by patients	7.55% 4
<b>TOTAL</b>	<b>53</b>

### Q40 Have you filed a complaint with the Department of Insurance?

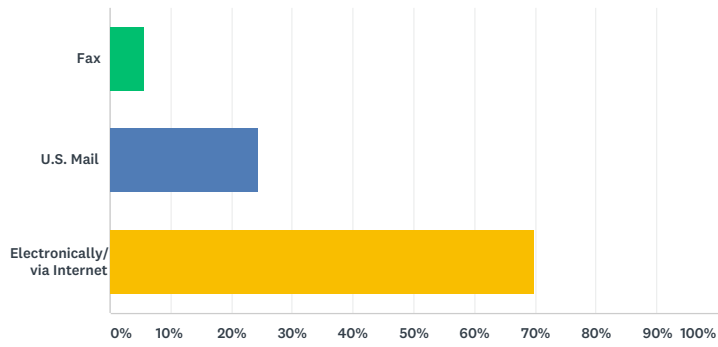
Answered: 51 Skipped: 61



ANSWER CHOICES	RESPONSES	
Yes and it was rejected	1.96%	1
Yes and it was worthwhile for patient and me	0.00%	0
No, have no need	60.78%	31
No, afraid that it could negatively impact me	25.49%	13
No, I thought complaints could only be made by patients	11.76%	6
<b>TOTAL</b>		<b>51</b>

### Q41 How do you submit billing to insurance plans?

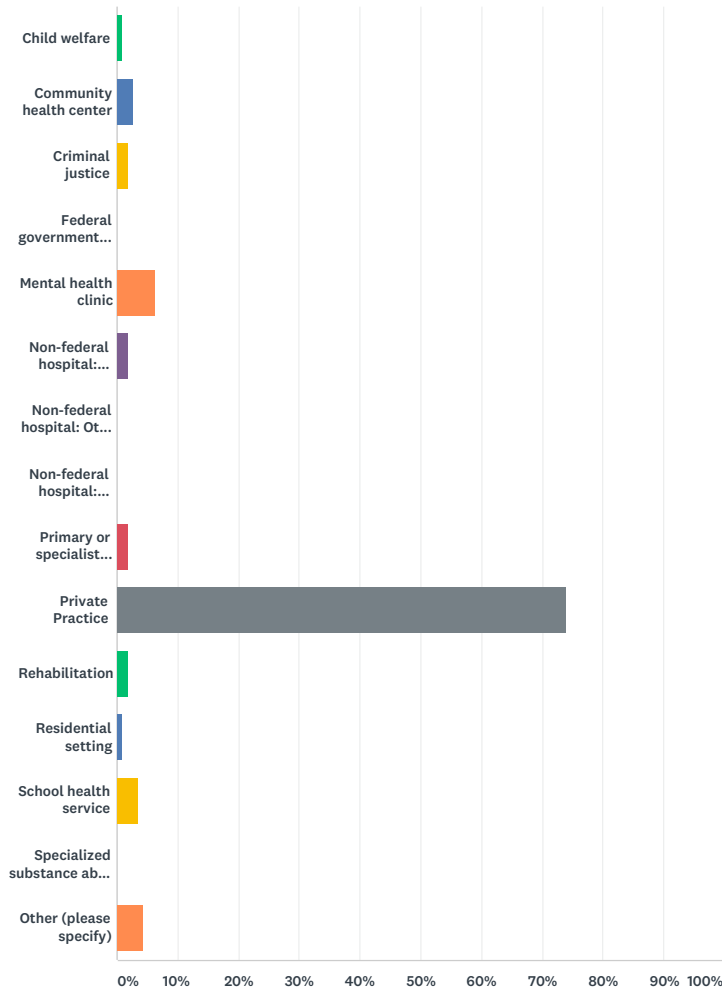
Answered: 53 Skipped: 59



ANSWER CHOICES	RESPONSES	
Fax	5.66%	3
U.S. Mail	24.53%	13
Electronically/via Internet	69.81%	37
<b>TOTAL</b>		<b>53</b>

Q42 Which best describes the type of setting that most closely corresponds to your primary patient care practice location?

Answered: 112 Skipped: 0



ANSWER CHOICES	RESPONSES
Child welfare	0.89% 1
Community health center	2.68% 3
Criminal justice	1.79% 2
Federal government hospital	0.00% 0
Mental health clinic	6.25% 7
Non-federal hospital: General Medicine	1.79% 2
Non-federal hospital: Other (e.g., nursing home unit)	0.00% 0
Non-federal hospital: Psychiatric	0.00% 0
Primary or specialist medical care	1.79% 2
Private Practice	74.11% 83
Rehabilitation	1.79% 2
Residential setting	0.89% 1
School health service	3.57% 4
Specialized substance abuse treatment facility	0.00% 0
Other (please specify)	4.46% 5
<b>TOTAL</b>	<b>112</b>

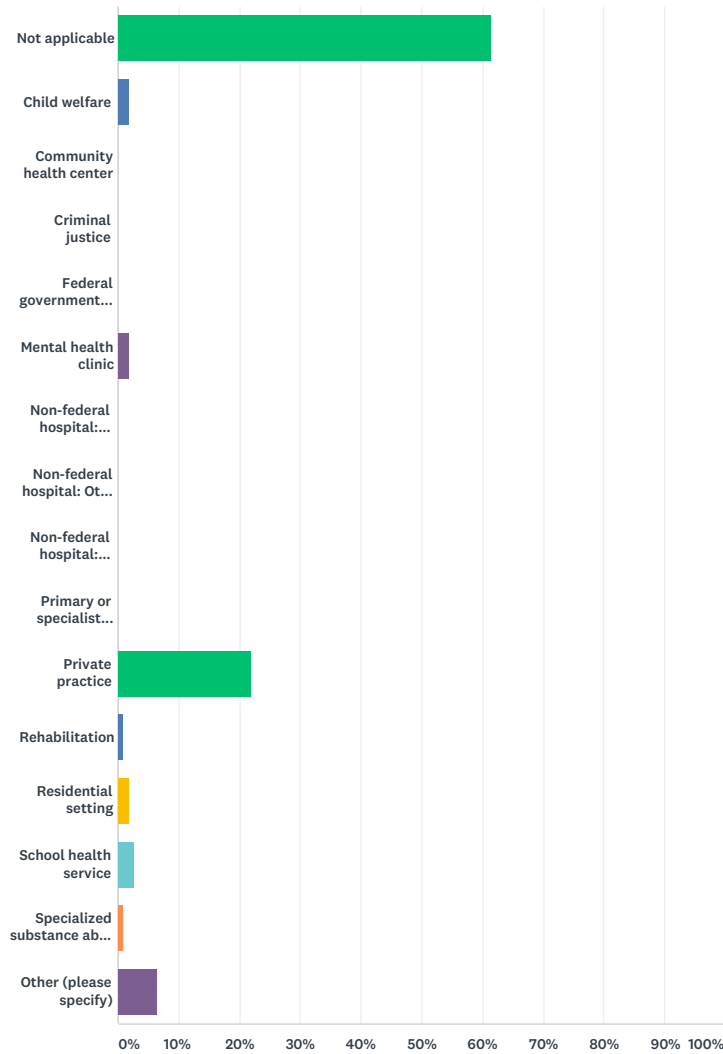
#	OTHER (PLEASE SPECIFY)	DATE
---	------------------------	------



1	Wellness Clinic	4/24/2017 11:39 AM
2	Military base	4/22/2017 9:00 AM
3	Public university	4/21/2017 6:38 PM
4	Workplaces undergoing crisis situations	4/21/2017 3:12 PM
5	Military family life counselor	4/21/2017 2:42 PM

### Q43 Which best describes the type of setting that most closely corresponds to your secondary patient care practice location?

Answered: 109 Skipped: 3

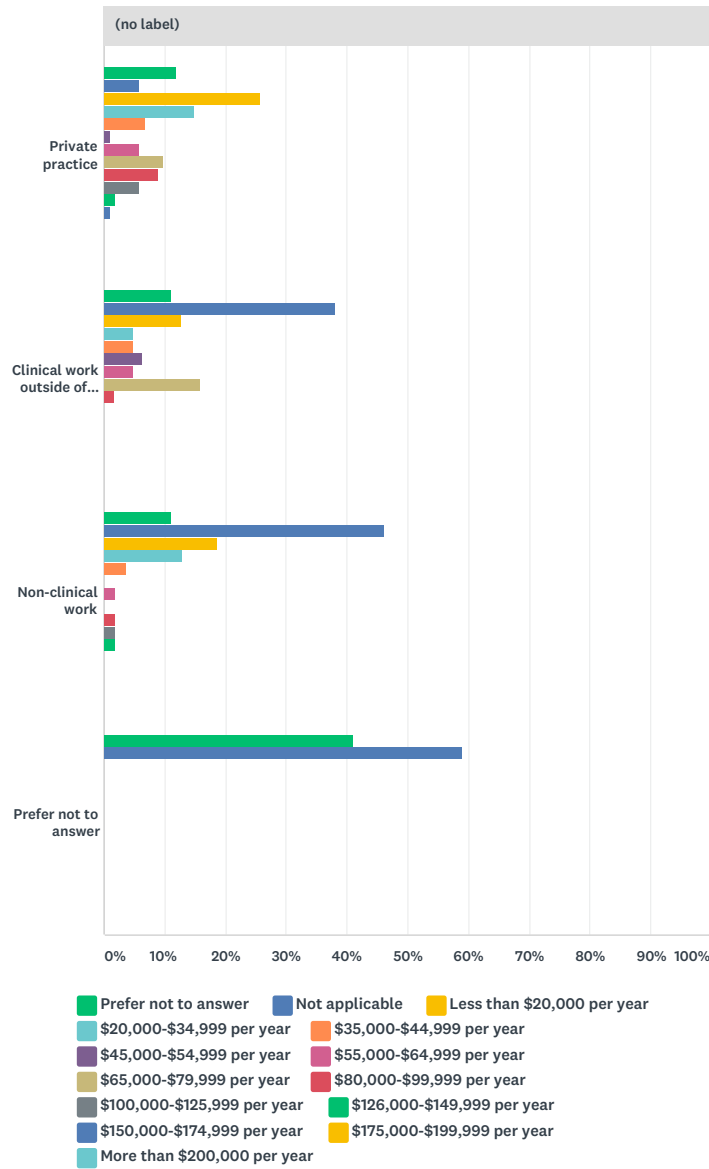


ANSWER CHOICES	RESPONSES	
Not applicable	61.47%	67
Child welfare	1.83%	2
Community health center	0.00%	0
Criminal justice	0.00%	0
Federal government hospital	0.00%	0
Mental health clinic	1.83%	2
Non-federal hospital: General Medicine	0.00%	0
Non-federal hospital: Other (e.g., nursing home unit)	0.00%	0
Non-federal hospital: Psychiatric	0.00%	0
Primary or specialist medical care	0.00%	0
Private practice	22.02%	24
Rehabilitation	0.92%	1
Residential setting	1.83%	2
School health service	2.75%	3
Specialized substance abuse treatment facility	0.92%	1
Other (please specify)	6.42%	7

TOTAL		109
#	OTHER (PLEASE SPECIFY)	DATE
1	Rape Crisis Center	4/21/2017 9:29 PM
2	IOP	4/21/2017 8:07 PM
3	church setting - Pro Bono	4/21/2017 7:43 PM
4	Church	4/21/2017 7:28 PM
5	Non-Profit Therapeutic Pre-School program	4/21/2017 6:50 PM
6	Community Based non-profit Organization	4/21/2017 4:43 PM
7	CONSULTING	4/21/2017 2:20 PM

Q44 What is your average annual income (before taxes) from:(Note: please provide information for all that apply)

Answered: 108 Skipped: 4

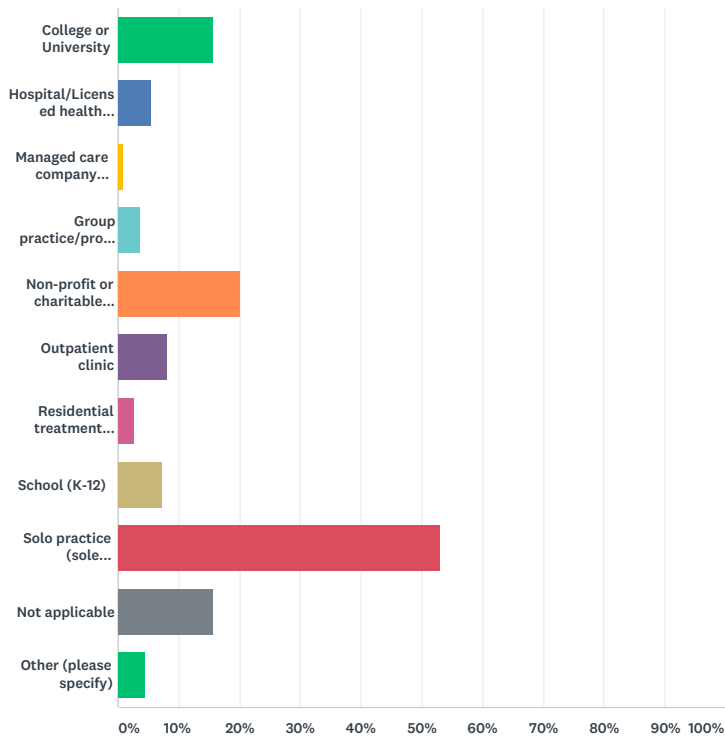


(no label)

	PREFER NOT TO ANSWER	NOT APPLICABLE	LESS THAN \$20,000 PER YEAR	\$20,000-\$34,999 PER YEAR	\$35,000-\$44,999 PER YEAR	\$45,000-\$54,999 PER YEAR	\$55,000-\$64,999 PER YEAR	\$65,000-\$79,999 PER YEAR	\$80,000-\$99,999 PER YEAR	\$100,000-\$125,999 PER YEAR	\$126,000-\$149,999 PER YEAR	\$150,000-\$174,999 PER YEAR	\$175,000-\$199,999 PER YEAR	\$195,000-\$219,999 PER YEAR
Private practice	11.88% 12	5.94% 6	25.74% 26	14.85% 15	6.93% 7	0.99% 1	5.94% 6	9.90% 10	8.91% 9	5.94% 6	1.98% 2	0.99% 1	0	0
Clinical work outside of private practice	11.11% 7	38.10% 24	12.70% 8	4.76% 3	4.76% 3	6.35% 4	4.76% 3	15.87% 10	1.59% 1	0.00% 0	0.00% 0	0.00% 0	0	0
Non-clinical work	11.11% 6	46.30% 25	18.52% 10	12.96% 7	3.70% 2	0.00% 0	1.85% 1	0.00% 0	1.85% 1	1.85% 1	1.85% 1	0.00% 0	0	0
Prefer not to answer	40.91% 9	59.09% 13	0.00% 0	0.00% 0	0.00% 0	0.00% 0	0.00% 0	0.00% 0	0.00% 0	0.00% 0	0.00% 0	0.00% 0	0	0

Q45 Do you work in any of the following settings? (Check all that apply)

Answered: 109 Skipped: 3

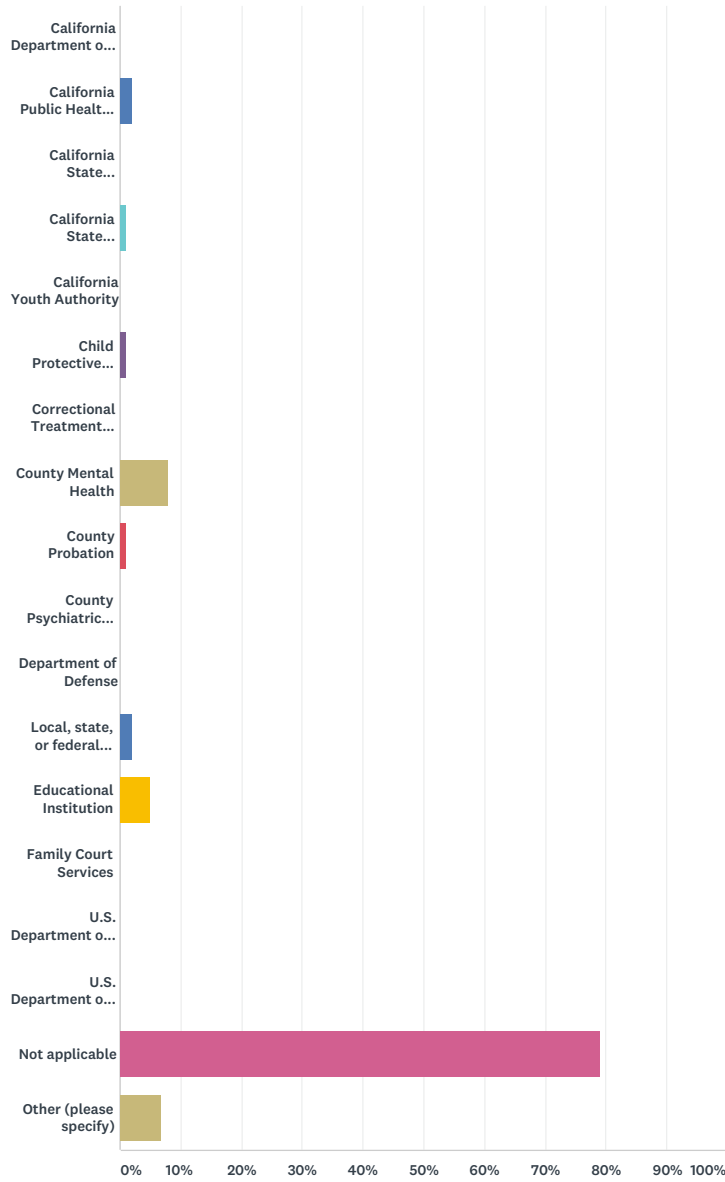


ANSWER CHOICES	RESPONSES
College or University	15.60% 17
Hospital/Licensed health facility	5.50% 6
Managed care company including HMO, PPO, EAP, etc.	0.92% 1
Group practice/professional corporation	3.67% 4
Non-profit or charitable corporation	20.18% 22
Outpatient clinic	8.26% 9
Residential treatment facility	2.75% 3
School (K-12)	7.34% 8
Solo practice (sole proprietor or solo professional corporation)	53.21% 58
Not applicable	15.60% 17
Other (please specify)	4.59% 5
Total Respondents: 109	

#	OTHER (PLEASE SPECIFY)	DATE
1	Loose group with tenants	5/2/2017 10:42 AM
2	International study programs	4/26/2017 7:11 PM
3	Probation Agency- County	4/24/2017 8:31 AM
4	Workplaces undergoing crisis situations	4/21/2017 3:14 PM
5	Military bases	4/21/2017 2:42 PM

Q46 Do you work in any of the following settings? (Check all that apply)

Answered: 100 Skipped: 12



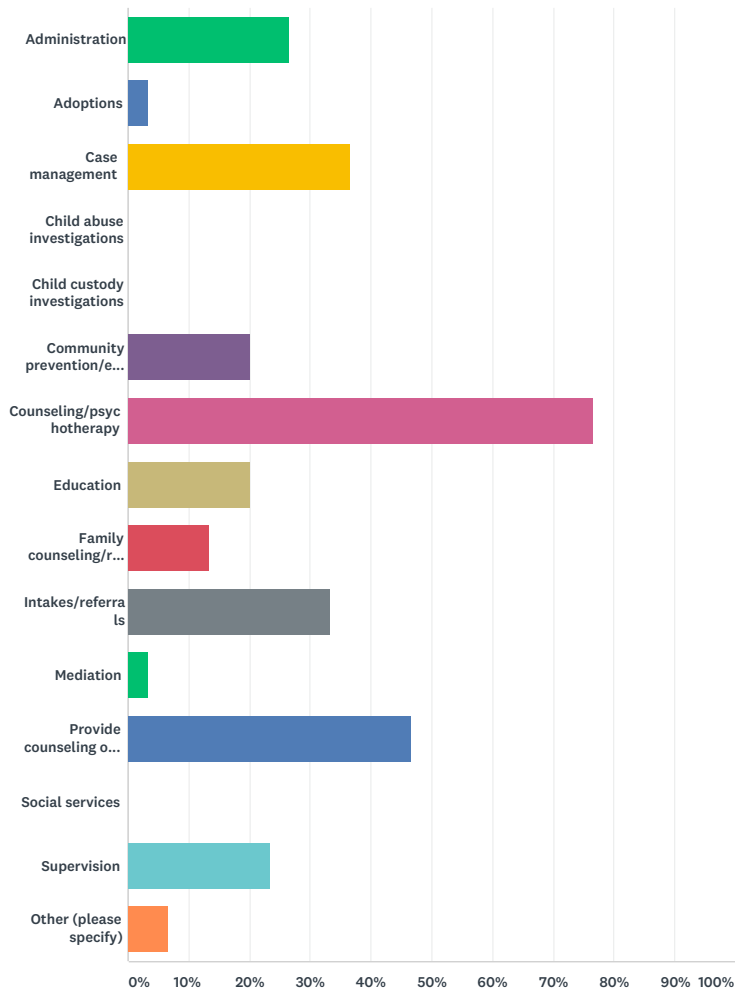
ANSWER CHOICES	RESPONSES	
California Department of Social Services	0.00%	0
California Public Health Service	2.00%	2
California State Department of Corrections and Rehabilitation	0.00%	0
California State Psychiatric Hospital	1.00%	1
California Youth Authority	0.00%	0
Child Protective Services or its equivalent	1.00%	1
Correctional Treatment Facility	0.00%	0
County Mental Health	8.00%	8
County Probation	1.00%	1
County Psychiatric Facility	0.00%	0
Department of Defense	0.00%	0
Local, state, or federal government	2.00%	2
Educational Institution	5.00%	5

Family Court Services	0.00%	0
U.S. Department of Health Services	0.00%	0
U.S. Department of Veterans Affairs	0.00%	0
Not applicable	79.00%	79
Other (please specify)	7.00%	7
Total Respondents: 100		

#	OTHER (PLEASE SPECIFY)	DATE
1	Non-profit agency	5/11/2017 7:40 AM
2	non-profit private agency contracted through the Monterey County	5/7/2017 10:04 AM
3	Regional Center	4/26/2017 8:27 PM
4	Adoption center private	4/26/2017 6:23 PM
5	Non-Profit Community Based organization contracted with the County	4/21/2017 4:53 PM
6	The above and many commercial workplace settings	4/21/2017 3:14 PM
7	Workman's Comp	4/21/2017 2:33 PM

### Q47 What are your duties? (Check all that apply)

Answered: 30 Skipped: 82



ANSWER CHOICES	RESPONSES
Administration	26.67% 8
Adoptions	3.33% 1
Case management	36.67% 11
Child abuse investigations	0.00% 0
Child custody investigations	0.00% 0
Community prevention/education	20.00% 6
Counseling/psychotherapy	76.67% 23
Education	20.00% 6
Family counseling/reunification	13.33% 4
Intakes/referrals	33.33% 10
Mediation	3.33% 1
Provide counseling or psychotherapy	46.67% 14
Social services	0.00% 0
Supervision	23.33% 7
Other (please specify)	6.67% 2
Total Respondents: 30	

#	OTHER (PLEASE SPECIFY)	DATE
1	Assessment	4/24/2017 8:32 AM



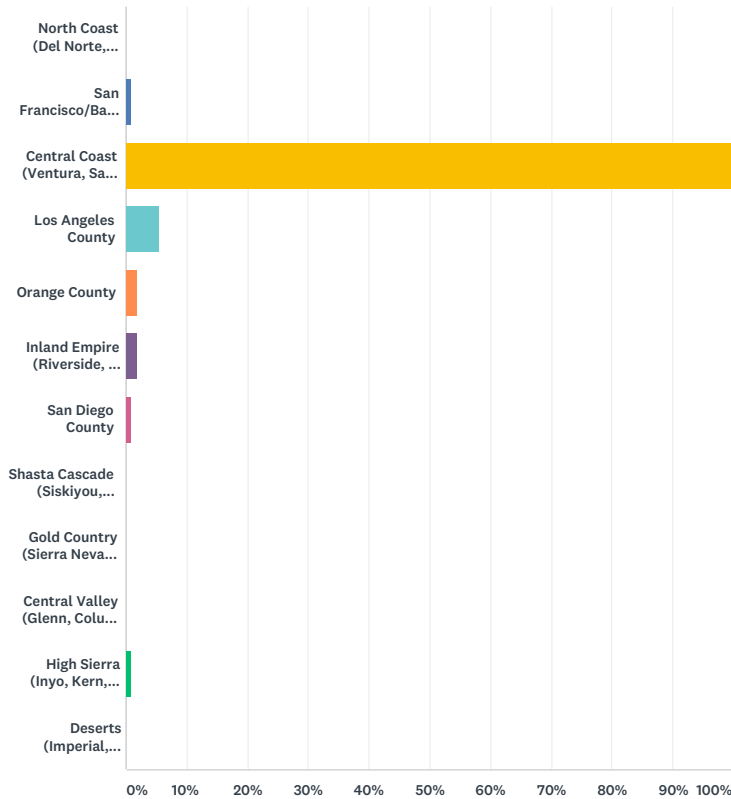
---

2	Crisis services	4/21/2017 4:54 PM
---	-----------------	-------------------

---

Q48 In which California region/county do you work as a marriage and family therapist or in a related position? (Check all that apply)

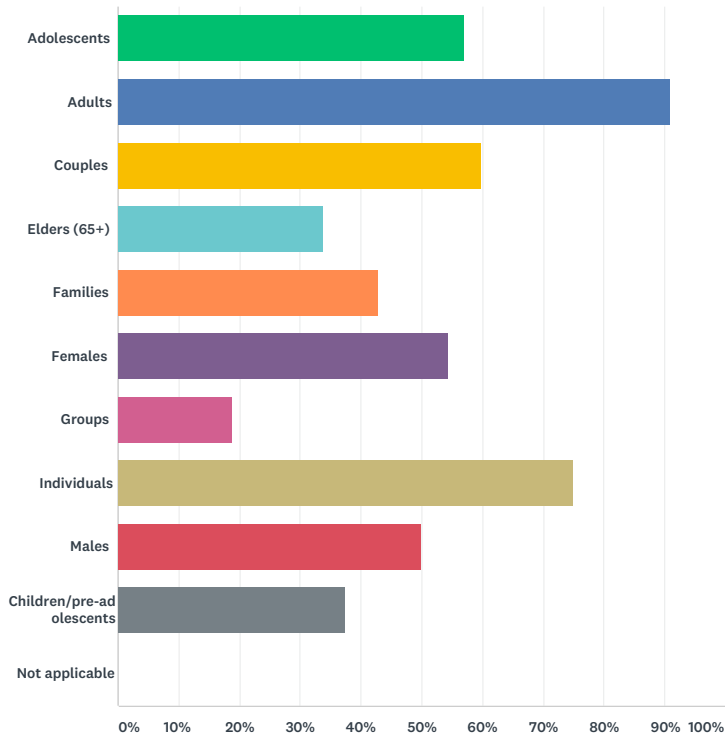
Answered: 112 Skipped: 0



ANSWER CHOICES	RESPONSES
North Coast (Del Norte, Humboldt, Mendocino, Sonoma, Lake)	0.00% 0
San Francisco/Bay Area (San Francisco, Marin, Contra Costa, San Mateo, Alameda, Santa Cruz, Santa Clara)	0.89% 1
Central Coast (Ventura, Santa Barbara, San Luis Obispo, Monterey, San Benito)	100.00% 112
Los Angeles County	5.36% 6
Orange County	1.79% 2
Inland Empire (Riverside, San Bernardino)	1.79% 2
San Diego County	0.89% 1
Shasta Cascade (Siskiyou, Modo, Shasta, Lassen, Tehama, Plumas, Butte, Glenn, Trinity)	0.00% 0
Gold Country (Sierra Nevada, Placer, Yuba, El Dorado, Fresno, Mariposa, Tuolumne, Calaveras, Amador, Sacramento, Sutter)	0.00% 0
Central Valley (Glenn, Colusa, Yolo, Solano, San Joaquin, Sacramento, Stanislaus, Merced, Madera)	0.00% 0
High Sierra (Inyo, Kern, Tulare, Fresno, Madera, Mariposa, Mono, Yuba, Alpine, Tuolumne, Calaveras)	0.89% 1
Deserts (Imperial, Riverside, San Bernardino)	0.00% 0
Total Respondents: 112	

Q49 With which population of clients do you typically work? (Check all that apply)

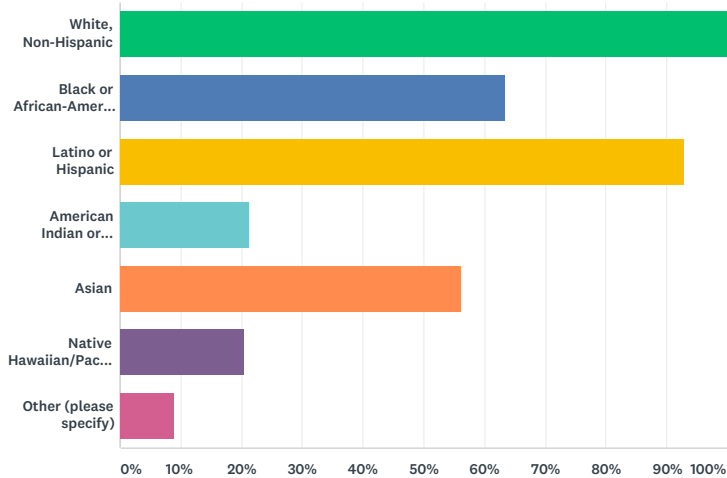
Answered: 112 Skipped: 0



ANSWER CHOICES	RESPONSES	
Adolescents	57.14%	64
Adults	91.07%	102
Couples	59.82%	67
Elders (65+)	33.93%	38
Families	42.86%	48
Females	54.46%	61
Groups	18.75%	21
Individuals	75.00%	84
Males	50.00%	56
Children/pre-adolescents	37.50%	42
Not applicable	0.00%	0
Total Respondents: 112		

**Q50 Which races/ethnicities are represented by the clients you treat?  
(Check all that apply)**

Answered: 112 Skipped: 0

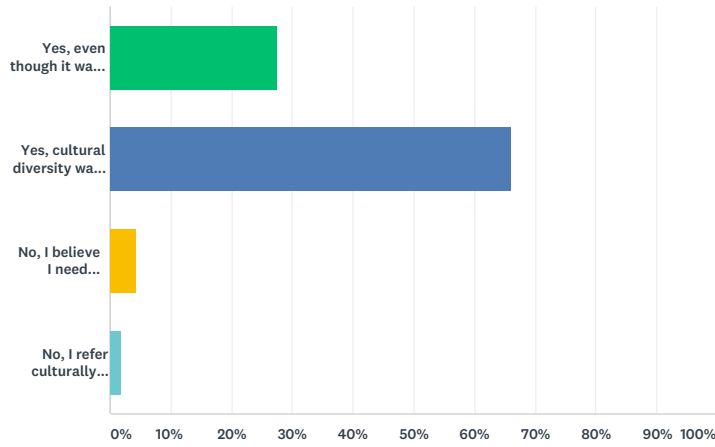


ANSWER CHOICES	RESPONSES
White, Non-Hispanic	100.00% 112
Black or African-American	63.39% 71
Latino or Hispanic	92.86% 104
American Indian or Alaskan Native	21.43% 24
Asian	56.25% 63
Native Hawaiian/Pacific Islander	20.54% 23
Other (please specify)	8.93% 10
Total Respondents: 112	

#	OTHER (PLEASE SPECIFY)	DATE
1	multi	5/7/2017 10:06 AM
2	Persian	5/5/2017 11:04 AM
3	persian	4/26/2017 8:59 PM
4	K	4/26/2017 6:24 PM
5	mixed race	4/24/2017 9:10 AM
6	Indian (not native american)	4/21/2017 8:57 PM
7	Biracial	4/21/2017 7:08 PM
8	Persian	4/21/2017 6:48 PM
9	All who work at the variety of sites I provide counseling at.	4/21/2017 3:17 PM
10	European, middle eastern, Jewish	4/21/2017 2:29 PM

### Q51 Do you believe you have sufficient educational training to treat culturally diverse clients?

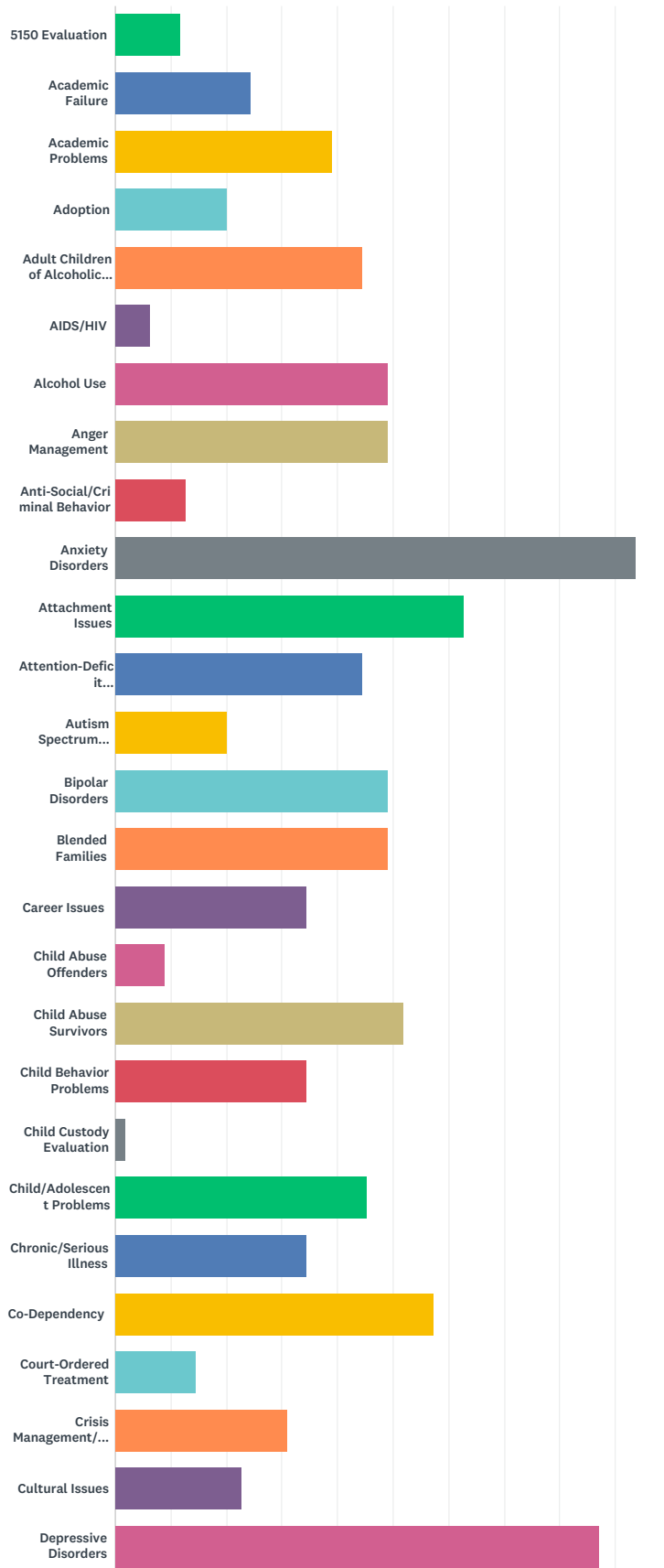
Answered: 112 Skipped: 0

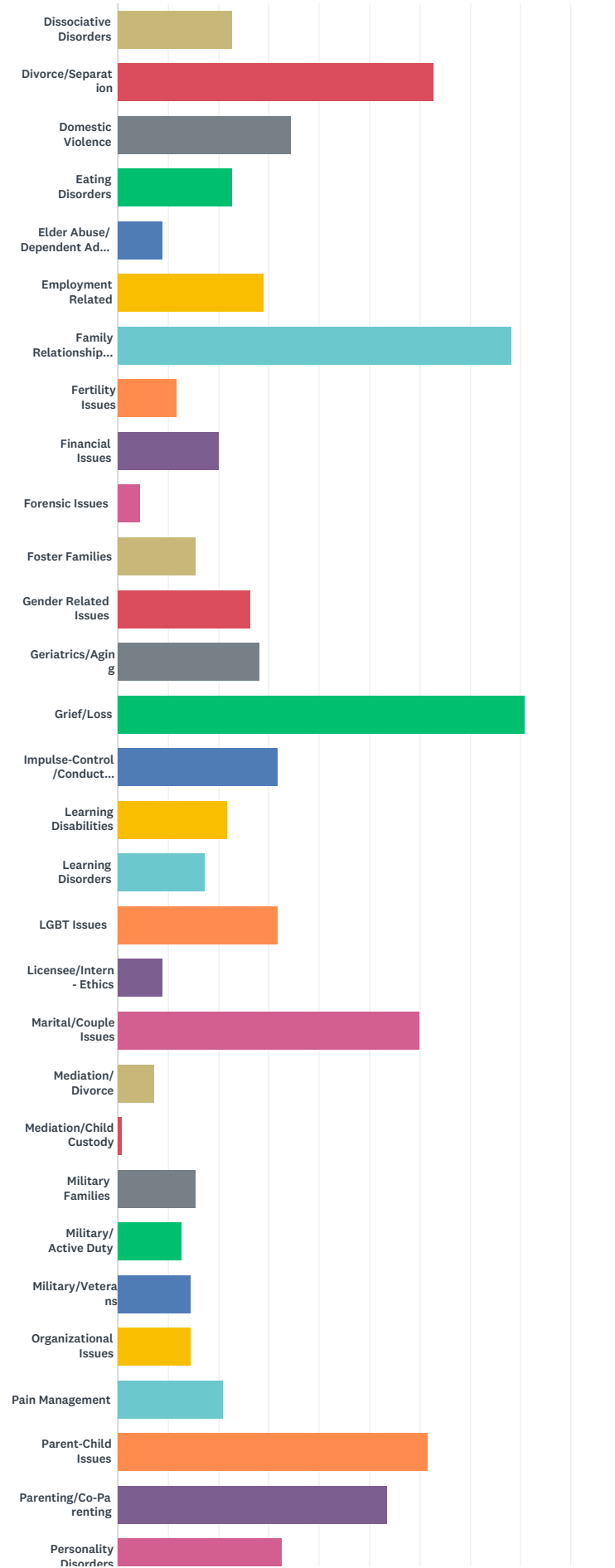


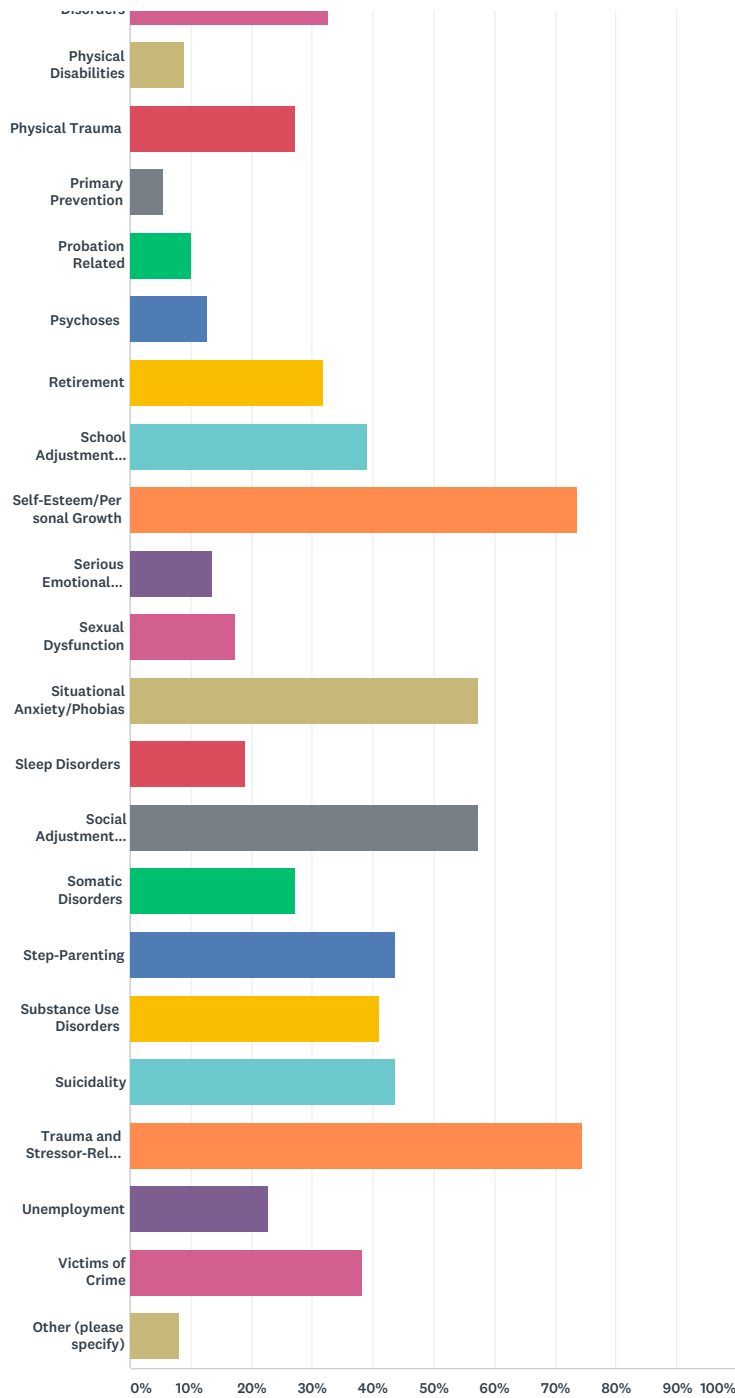
ANSWER CHOICES	RESPONSES	
Yes, even though it was not sufficiently addressed as a part of my education	27.68%	31
Yes, cultural diversity was adequately covered by my education	66.07%	74
No, I believe I need additional training to treat culturally diverse populations	4.46%	5
No, I refer culturally diverse clients to qualified therapists	1.79%	2
<b>TOTAL</b>		<b>112</b>

### Q52 Please describe the populations and clinical issues that you work with in your practice

Answered: 110 Skipped: 2







ANSWER CHOICES	RESPONSES	
5150 Evaluation	11.82%	13
Academic Failure	24.55%	27
Academic Problems	39.09%	43
Adoption	20.00%	22
Adult Children of Alcoholics (ACA)	44.55%	49
AIDS/HIV	6.36%	7
Alcohol Use	49.09%	54
Anger Management	49.09%	54
Anti-Social/Criminal Behavior	12.73%	14
Anxiety Disorders	93.64%	103
Attachment Issues	62.73%	69



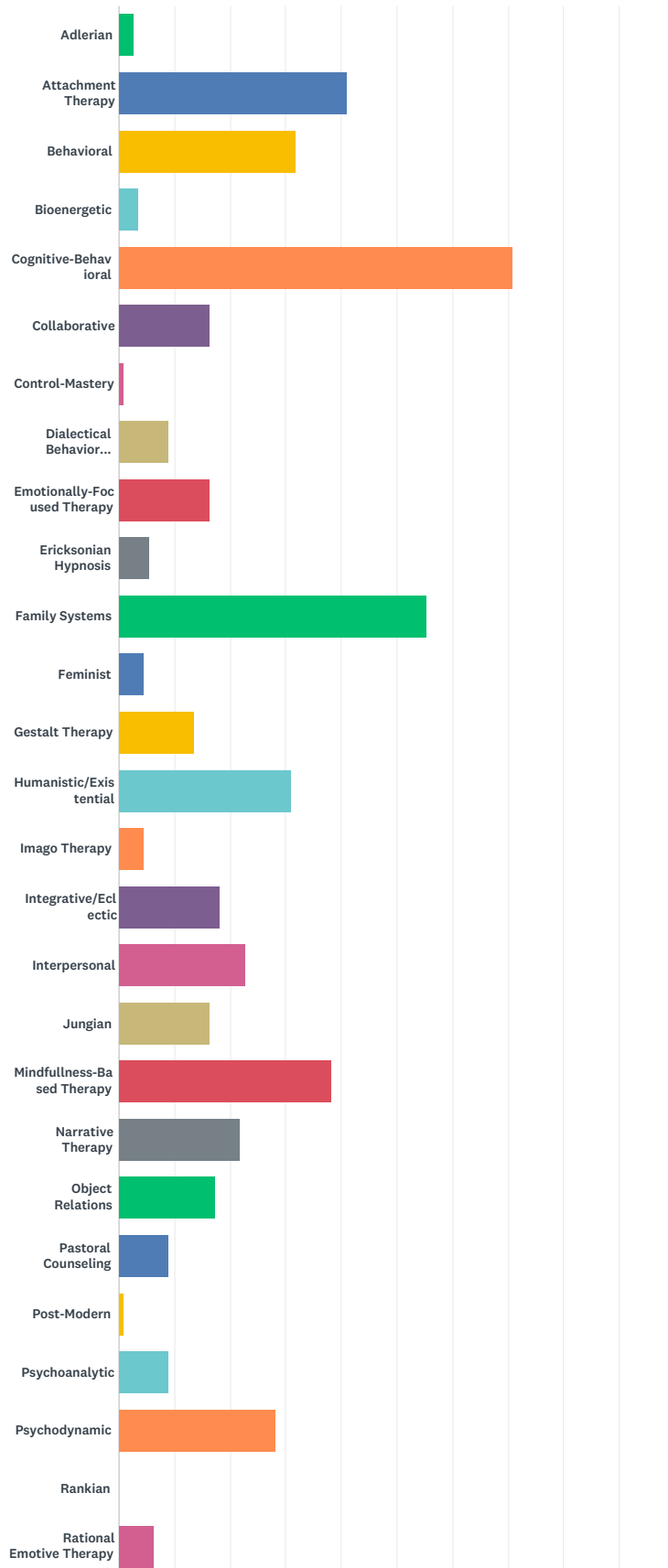
Attention-Deficit Hyperactivity Disorder	44.55%	49
Autism Spectrum Disorders	20.00%	22
Bipolar Disorders	49.09%	54
Blended Families	49.09%	54
Career Issues	34.55%	38
Child Abuse Offenders	9.09%	10
Child Abuse Survivors	51.82%	57
Child Behavior Problems	34.55%	38
Child Custody Evaluation	1.82%	2
Child/Adolescent Problems	45.45%	50
Chronic/Serious Illness	34.55%	38
Co-Dependency	57.27%	63
Court-Ordered Treatment	14.55%	16
Crisis Management/ Intervention	30.91%	34
Cultural Issues	22.73%	25
Depressive Disorders	87.27%	96
Dissociative Disorders	22.73%	25
Divorce/Separation	62.73%	69
Domestic Violence	34.55%	38
Eating Disorders	22.73%	25
Elder Abuse/ Dependent Adult Abuse	9.09%	10
Employment Related	29.09%	32
Family Relationship Issues	78.18%	86
Fertility Issues	11.82%	13
Financial Issues	20.00%	22
Forensic Issues	4.55%	5
Foster Families	15.45%	17
Gender Related Issues	26.36%	29
Geriatrics/Aging	28.18%	31
Grief/Loss	80.91%	89
Impulse-Control/Conduct Disorders	31.82%	35
Learning Disabilities	21.82%	24
Learning Disorders	17.27%	19
LGBT Issues	31.82%	35
Licensee/Intern- Ethics	9.09%	10
Marital/Couple Issues	60.00%	66
Mediation/ Divorce	7.27%	8
Mediation/Child Custody	0.91%	1
Military Families	15.45%	17
Military/ Active Duty	12.73%	14
Military/Veterans	14.55%	16
Organizational Issues	14.55%	16
Pain Management	20.91%	23
Parent-Child Issues	61.82%	68
Parenting/Co-Parenting	53.64%	59
Personality Disorders	32.73%	36
Physical Disabilities	9.09%	10
Physical Trauma	27.27%	30
Primary Prevention	5.45%	6

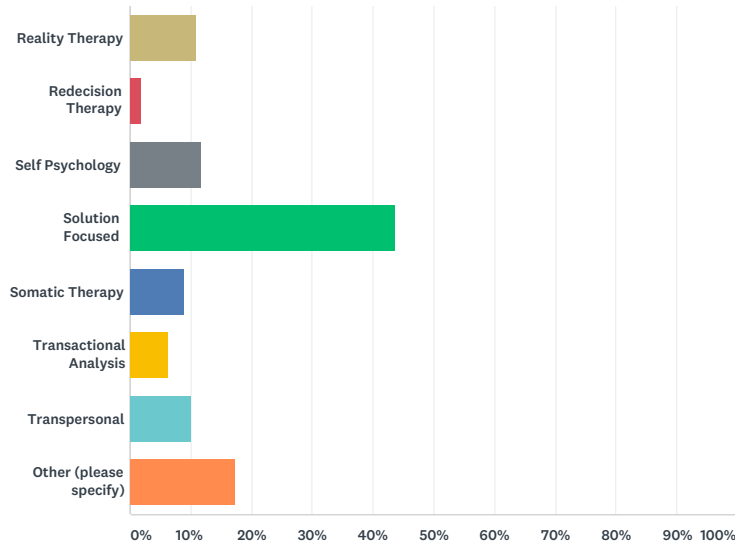
Probation Related	10.00%	11
Psychoses	12.73%	14
Retirement	31.82%	35
School Adjustment Problems	39.09%	43
Self-Esteem/Personal Growth	73.64%	81
Serious Emotional Disturbances (SED) Of Children	13.64%	15
Sexual Dysfunction	17.27%	19
Situational Anxiety/Phobias	57.27%	63
Sleep Disorders	19.09%	21
Social Adjustment Problems	57.27%	63
Somatic Disorders	27.27%	30
Step-Parenting	43.64%	48
Substance Use Disorders	40.91%	45
Suicidality	43.64%	48
Trauma and Stressor-Related Disorders	74.55%	82
Unemployment	22.73%	25
Victims of Crime	38.18%	42
Other (please specify)	8.18%	9
Total Respondents: 110		

#	OTHER (PLEASE SPECIFY)	DATE
1	perinatal mood and anxiety disorders	5/16/2017 9:13 AM
2	Crisis Response, Disaster Mental Health	5/15/2017 9:27 AM
3	gambling	4/24/2017 3:04 PM
4	Prenatal substance exposure	4/22/2017 2:26 PM
5	Sports Psychology	4/21/2017 9:25 PM
6	fear of deportation	4/21/2017 7:08 PM
7	PTSD	4/21/2017 5:40 PM
8	Transitional issues	4/21/2017 5:31 PM
9	Independent Contractor with UCLA's Alzheimer and Dementia Team....referrals are spouses or adult children: the main caregivers who are struggling with loved one's end of life issues	4/21/2017 4:29 PM

Q53 Which of the following best describe your theoretical orientation?  
(Check all that apply)

Answered: 110 Skipped: 2



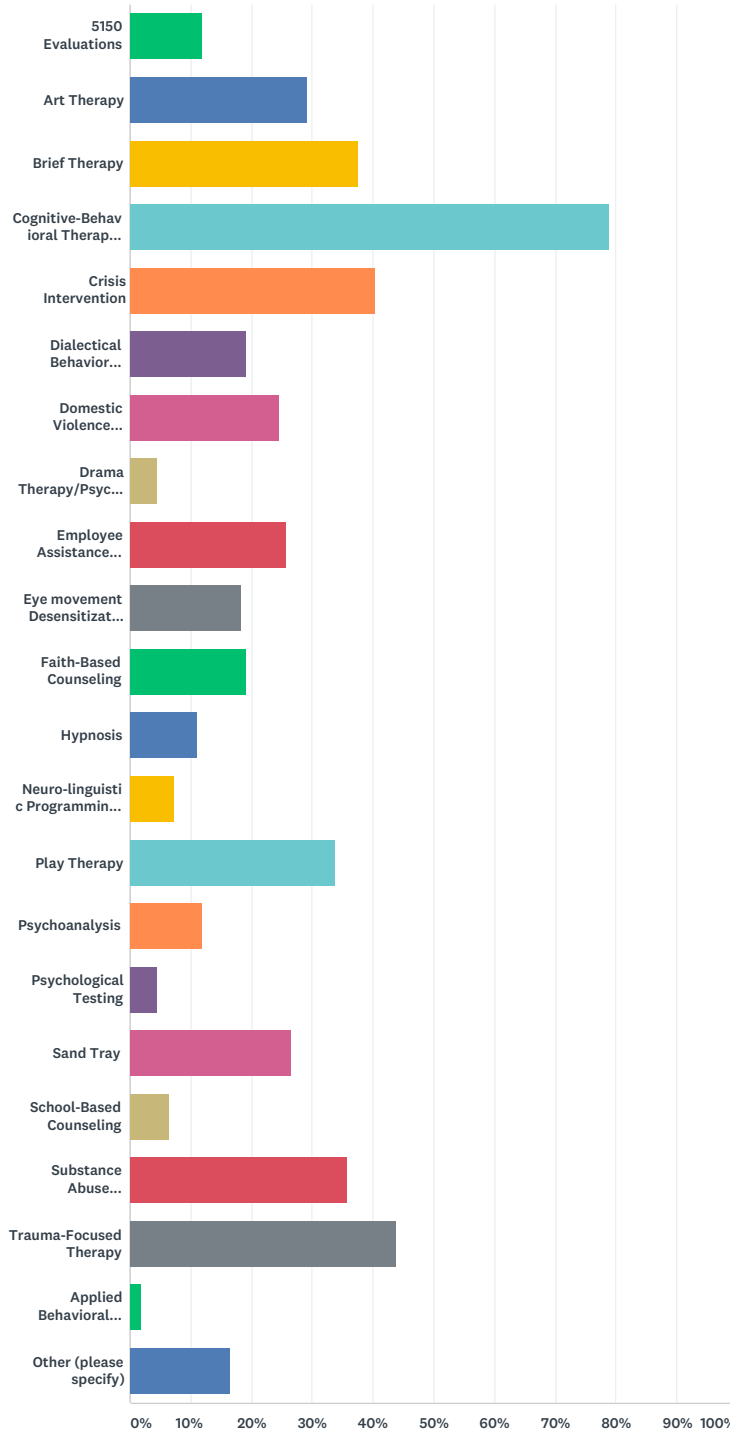


ANSWER CHOICES	RESPONSES	
Adlerian	2.73%	3
Attachment Therapy	40.91%	45
Behavioral	31.82%	35
Bioenergetic	3.64%	4
Cognitive-Behavioral	70.91%	78
Collaborative	16.36%	18
Control-Mastery	0.91%	1
Dialectical Behavior Therapy (DBT)	9.09%	10
Emotionally-Focused Therapy	16.36%	18
Ericksonian Hypnosis	5.45%	6
Family Systems	55.45%	61
Feminist	4.55%	5
Gestalt Therapy	13.64%	15
Humanistic/Existential	30.91%	34
Imago Therapy	4.55%	5
Integrative/Eclectic	18.18%	20
Interpersonal	22.73%	25
Jungian	16.36%	18
Mindfulness-Based Therapy	38.18%	42
Narrative Therapy	21.82%	24
Object Relations	17.27%	19
Pastoral Counseling	9.09%	10
Post-Modern	0.91%	1
Psychoanalytic	9.09%	10
Psychodynamic	28.18%	31
Rankian	0.00%	0
Rational Emotive Therapy	6.36%	7
Reality Therapy	10.91%	12
Redecision Therapy	1.82%	2
Self Psychology	11.82%	13
Solution Focused	43.64%	48
Somatic Therapy	9.09%	10
Transactional Analysis	6.36%	7
Transpersonal	10.00%	11

#	OTHER (PLEASE SPECIFY)	DATE
1	Integrating their religious beliefs with the patients therapy	5/15/2017 9:33 AM
2	Ego State Therapy	5/12/2017 5:23 AM
3	Energy Psychology - EFT	5/11/2017 10:23 AM
4	Energy Psychology	4/26/2017 7:18 PM
5	ACT	4/23/2017 9:53 PM
6	EMDR	4/23/2017 1:59 PM
7	Multicultural	4/22/2017 8:34 AM
8	Empowerment	4/21/2017 9:37 PM
9	EMDR	4/21/2017 9:01 PM
10	Multicultural Therapy	4/21/2017 8:01 PM
11	eclectic	4/21/2017 7:09 PM
12	S	4/21/2017 6:44 PM
13	In 40 years of doing therapy I have been trained in many different modalities. I used what works with each patient.	4/21/2017 5:44 PM
14	Brain based therapy	4/21/2017 5:34 PM
15	After 36+ years, it has become eclectic	4/21/2017 4:32 PM
16	EMDR, SOMATIC	4/21/2017 4:32 PM
17	EMDR	4/21/2017 3:52 PM
18	Emdr Jim	4/21/2017 3:44 PM
19	Energy Psychology methods	4/21/2017 2:25 PM

Q54 Which of the following therapeutic modalities, approaches or procedures do you utilize in clinical practice? (Check all that apply)

Answered: 109 Skipped: 3



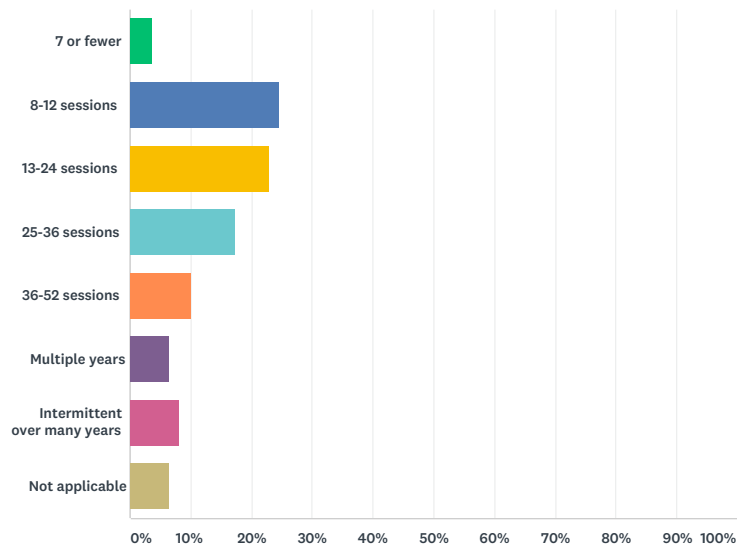
ANSWER CHOICES	RESPONSES
5150 Evaluations	11.93% 13
Art Therapy	29.36% 32
Brief Therapy	37.61% 41
Cognitive-Behavioral Therapy (CBT)	78.90% 86
Crisis Intervention	40.37% 44

Dialectical Behavior Therapy (DBT)	19.27%	21
Domestic Violence Counseling	24.77%	27
Drama Therapy/Psychodrama	4.59%	5
Employee Assistance Counseling (EAP)	25.69%	28
Eye movement Desensitization and Reprocessing (EMDR)	18.35%	20
Faith-Based Counseling	19.27%	21
Hypnosis	11.01%	12
Neuro-linguistic Programming (NLP)	7.34%	8
Play Therapy	33.94%	37
Psychoanalysis	11.93%	13
Psychological Testing	4.59%	5
Sand Tray	26.61%	29
School-Based Counseling	6.42%	7
Substance Abuse Counseling	35.78%	39
Trauma-Focused Therapy	44.04%	48
Applied Behavioral Analysis	1.83%	2
Other (please specify)	16.51%	18
Total Respondents: 109		

#	OTHER (PLEASE SPECIFY)	DATE
1	DNMS- Developmental Needs Meeting Strategy	5/12/2017 5:23 AM
2	Poetry Therapy	5/11/2017 7:45 AM
3	motivational interviewing	5/7/2017 10:10 AM
4	Archetype/Mythological/Symbolic	5/5/2017 11:09 AM
5	Havening	4/26/2017 8:31 PM
6	Energy Psychology	4/26/2017 7:18 PM
7	Assessments for voluntary IP psych and CD admissions	4/24/2017 8:12 AM
8	Mindful self compassion (MSC)	4/22/2017 2:29 PM
9	Couples Developmental Model (Bader & Pearson)	4/22/2017 10:32 AM
10	Sensorimotor	4/22/2017 6:51 AM
11	IFS	4/21/2017 9:37 PM
12	Performance Based Therapy	4/21/2017 9:28 PM
13	Multicultural Therapy	4/21/2017 8:01 PM
14	homework	4/21/2017 7:09 PM
15	Brainspotting	4/21/2017 2:38 PM
16	problem solving treatment	4/21/2017 2:32 PM
17	Group psychotherapy; Psychoanalytic psychotherapy	4/21/2017 2:30 PM
18	TFT, EC/BC	4/21/2017 2:25 PM

### Q55 On average, what is the number of times you see a client before concluding treatment?

Answered: 109 Skipped: 3

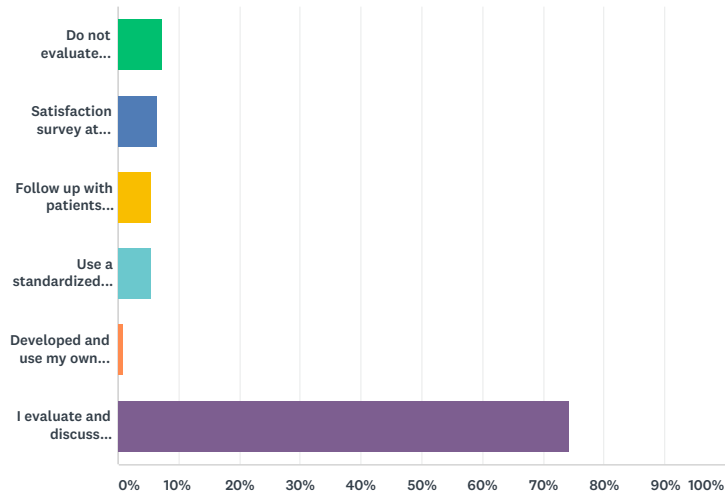


ANSWER CHOICES	RESPONSES	
7 or fewer	3.67%	4
8-12 sessions	24.77%	27
13-24 sessions	22.94%	25
25-36 sessions	17.43%	19
36-52 sessions	10.09%	11
Multiple years	6.42%	7
Intermittent over many years	8.26%	9
Not applicable	6.42%	7
<b>TOTAL</b>		<b>109</b>



### Q56 What means do you use to determine whether treatment is successful?

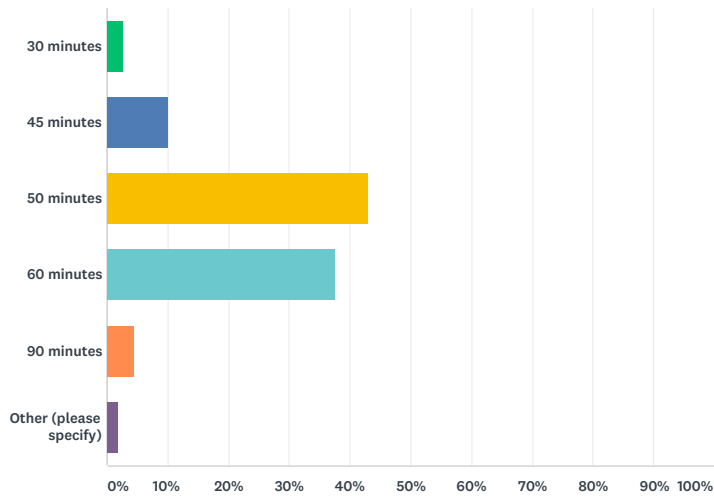
Answered: 109 Skipped: 3



ANSWER CHOICES	RESPONSES	
Do not evaluate outcomes	7.34%	8
Satisfaction survey at conclusion of treatment/Termination interview	6.42%	7
Follow up with patients following treatment	5.50%	6
Use a standardized outcomes instrument	5.50%	6
Developed and use my own outcomes instrument	0.92%	1
I evaluate and discuss treatment outcome and client satisfaction during the termination process	74.31%	81
<b>TOTAL</b>		<b>109</b>

### Q57 What is the average length of a session with a client?

Answered: 109 Skipped: 3

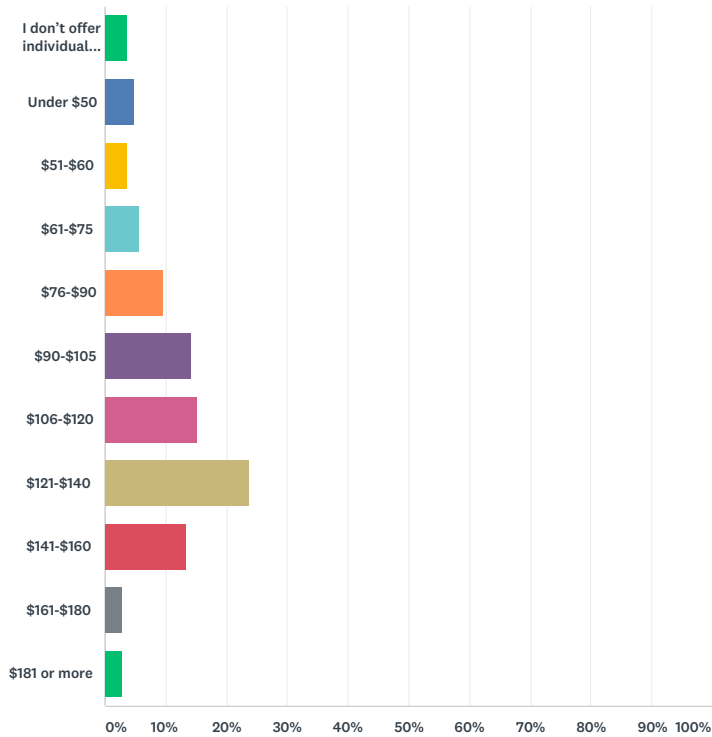


ANSWER CHOICES	RESPONSES	
30 minutes	2.75%	3
45 minutes	10.09%	11
50 minutes	43.12%	47
60 minutes	37.61%	41
90 minutes	4.59%	5
Other (please specify)	1.83%	2
<b>TOTAL</b>		<b>109</b>

#	OTHER (PLEASE SPECIFY)	DATE
1	20	4/24/2017 8:13 AM
2	75	4/21/2017 7:25 PM

### Q58 What is the usual and customary fee CHARGED by you or your employer for an hour of individual psychotherapy?

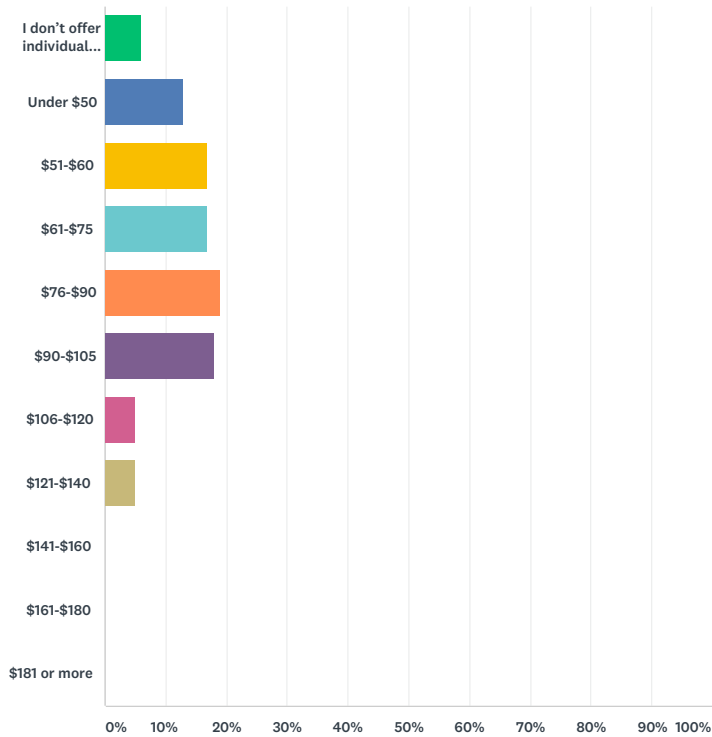
Answered: 105 Skipped: 7



ANSWER CHOICES	RESPONSES	
I don't offer individual psychotherapy	3.81%	4
Under \$50	4.76%	5
\$51-\$60	3.81%	4
\$61-\$75	5.71%	6
\$76-\$90	9.52%	10
\$90-\$105	14.29%	15
\$106-\$120	15.24%	16
\$121-\$140	23.81%	25
\$141-\$160	13.33%	14
\$161-\$180	2.86%	3
\$181 or more	2.86%	3
<b>TOTAL</b>		<b>105</b>

Q59 If you offer reduced, or sliding scale fees, what is the average fee that you collect from clients/patients, for an hour of individual therapy?

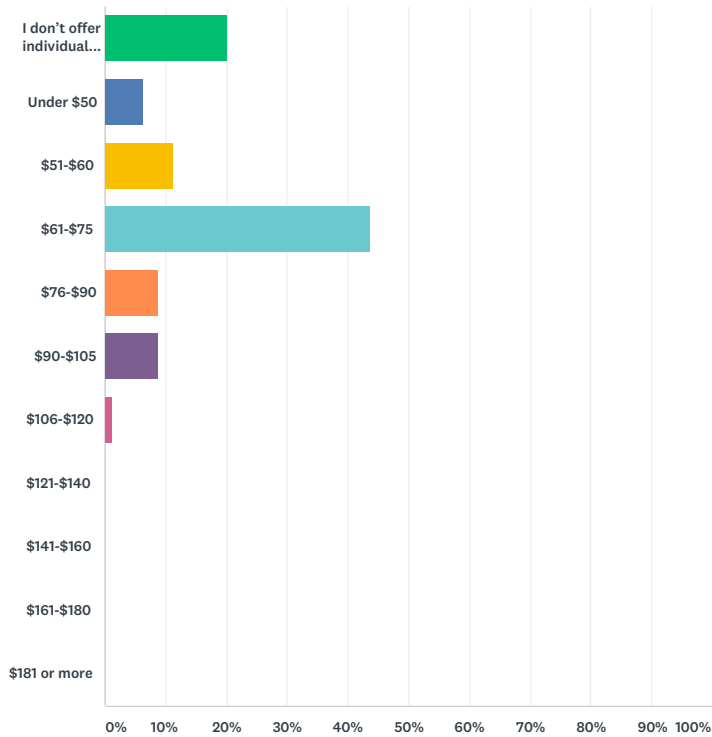
Answered: 100 Skipped: 12



ANSWER CHOICES	RESPONSES	
I don't offer individual psychotherapy	6.00%	6
Under \$50	13.00%	13
\$51-\$60	17.00%	17
\$61-\$75	17.00%	17
\$76-\$90	19.00%	19
\$90-\$105	18.00%	18
\$106-\$120	5.00%	5
\$121-\$140	5.00%	5
\$141-\$160	0.00%	0
\$161-\$180	0.00%	0
\$181 or more	0.00%	0
<b>TOTAL</b>		<b>100</b>

Q60 If you bill insurance, what is the average fee that you collect from managed care companies for an hour of individual therapy?

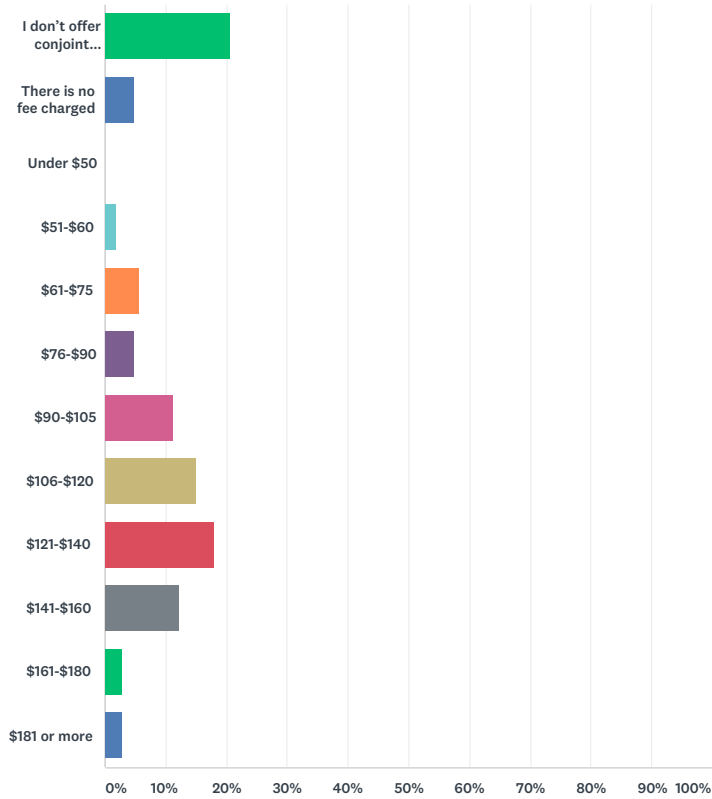
Answered: 80 Skipped: 32



ANSWER CHOICES	RESPONSES	
I don't offer individual psychotherapy	20.00%	16
Under \$50	6.25%	5
\$51-\$60	11.25%	9
\$61-\$75	43.75%	35
\$76-\$90	8.75%	7
\$90-\$105	8.75%	7
\$106-\$120	1.25%	1
\$121-\$140	0.00%	0
\$141-\$160	0.00%	0
\$161-\$180	0.00%	0
\$181 or more	0.00%	0
<b>TOTAL</b>		<b>80</b>

### Q61 What is the usual and customary fee charged by you or your employer for an hour of conjoint therapy?

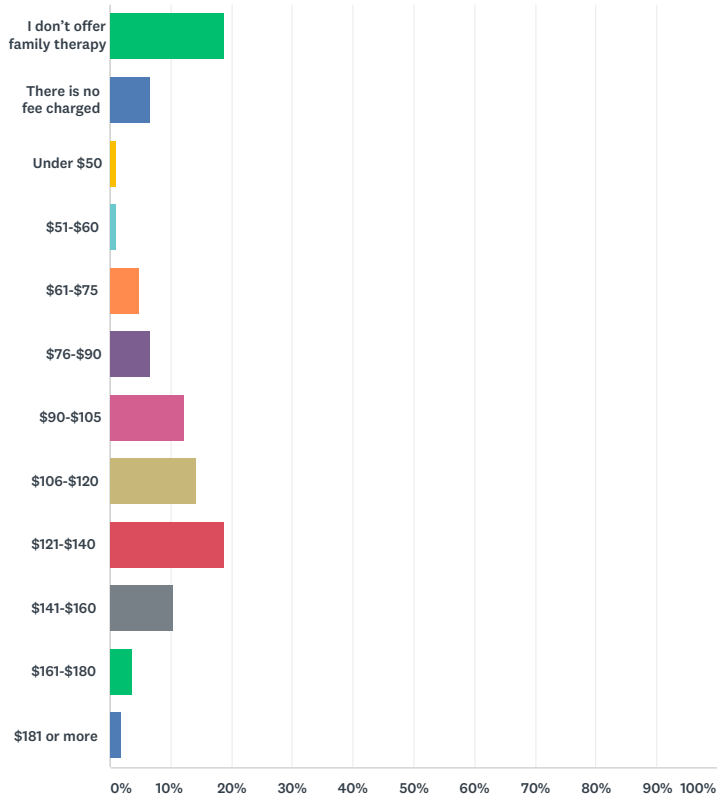
Answered: 106 Skipped: 6



ANSWER CHOICES	RESPONSES	
I don't offer conjoint therapy	20.75%	22
There is no fee charged	4.72%	5
Under \$50	0.00%	0
\$51-\$60	1.89%	2
\$61-\$75	5.66%	6
\$76-\$90	4.72%	5
\$90-\$105	11.32%	12
\$106-\$120	15.09%	16
\$121-\$140	17.92%	19
\$141-\$160	12.26%	13
\$161-\$180	2.83%	3
\$181 or more	2.83%	3
<b>TOTAL</b>		<b>106</b>

### Q62 What is the usual and customary fee charged by you or your employer for an hour of family therapy?

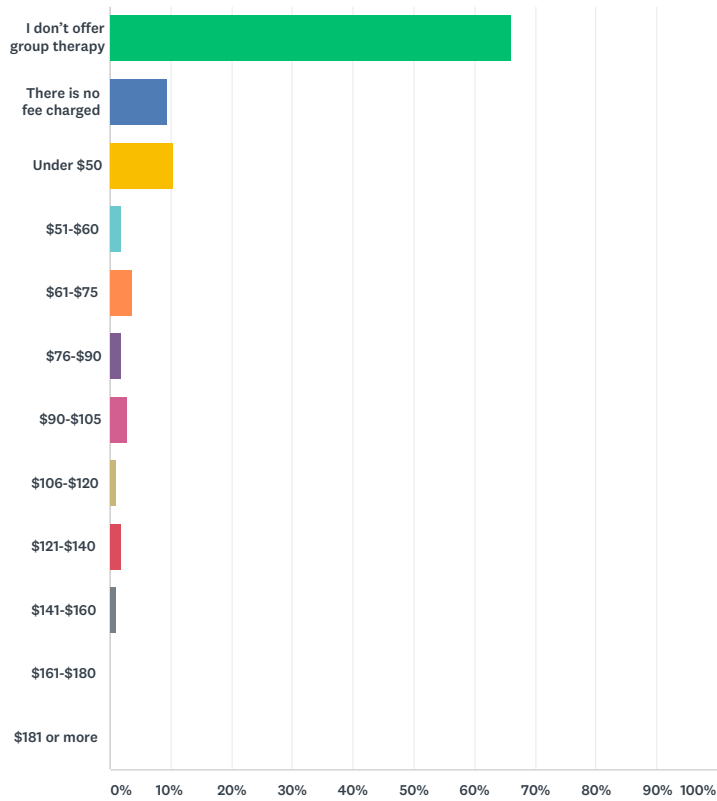
Answered: 106 Skipped: 6



ANSWER CHOICES	RESPONSES	
I don't offer family therapy	18.87%	20
There is no fee charged	6.60%	7
Under \$50	0.94%	1
\$51-\$60	0.94%	1
\$61-\$75	4.72%	5
\$76-\$90	6.60%	7
\$90-\$105	12.26%	13
\$106-\$120	14.15%	15
\$121-\$140	18.87%	20
\$141-\$160	10.38%	11
\$161-\$180	3.77%	4
\$181 or more	1.89%	2
<b>TOTAL</b>		<b>106</b>

### Q63 What is the usual and customary fee charged by you or your employer for an hour of group therapy?

Answered: 106 Skipped: 6

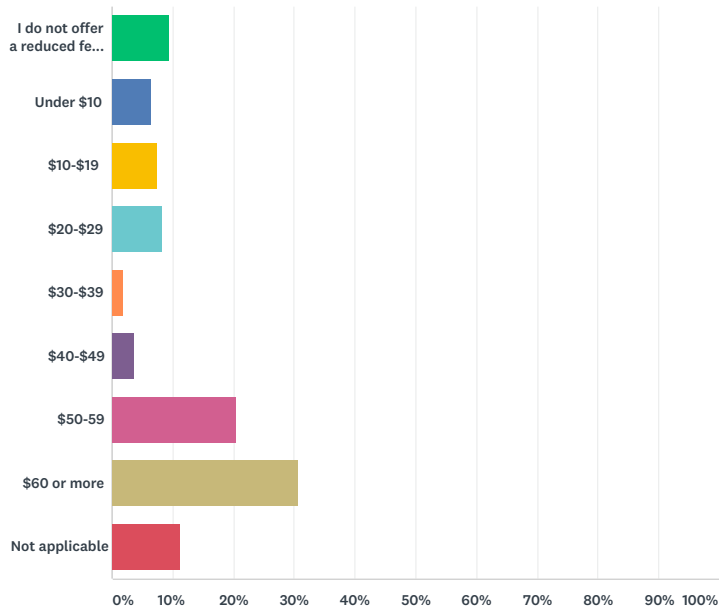


ANSWER CHOICES	RESPONSES	
I don't offer group therapy	66.04%	70
There is no fee charged	9.43%	10
Under \$50	10.38%	11
\$51-\$60	1.89%	2
\$61-\$75	3.77%	4
\$76-\$90	1.89%	2
\$90-\$105	2.83%	3
\$106-\$120	0.94%	1
\$121-\$140	1.89%	2
\$141-\$160	0.94%	1
\$161-\$180	0.00%	0
\$181 or more	0.00%	0
<b>TOTAL</b>		<b>106</b>



Q64 If you or your employer charge according to a sliding fee scale, what is the lowest fee charged?

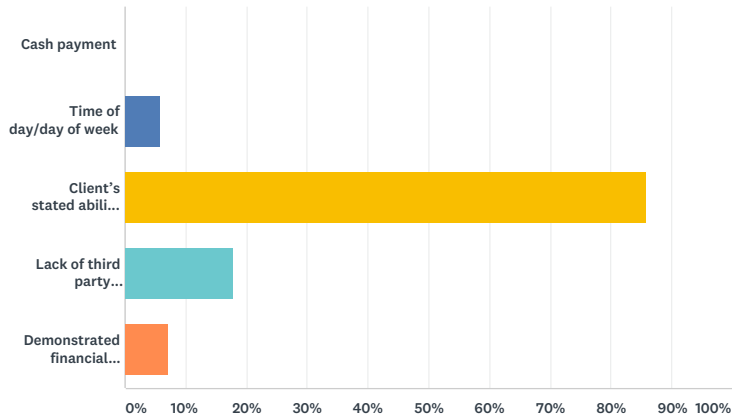
Answered: 107 Skipped: 5



ANSWER CHOICES	RESPONSES	
I do not offer a reduced fee or sliding scale	9.35%	10
Under \$10	6.54%	7
\$10-\$19	7.48%	8
\$20-\$29	8.41%	9
\$30-\$39	1.87%	2
\$40-\$49	3.74%	4
\$50-\$59	20.56%	22
\$60 or more	30.84%	33
Not applicable	11.21%	12
<b>TOTAL</b>		<b>107</b>

Q65 How is your reduced fee or sliding scale determined? (check all that apply)

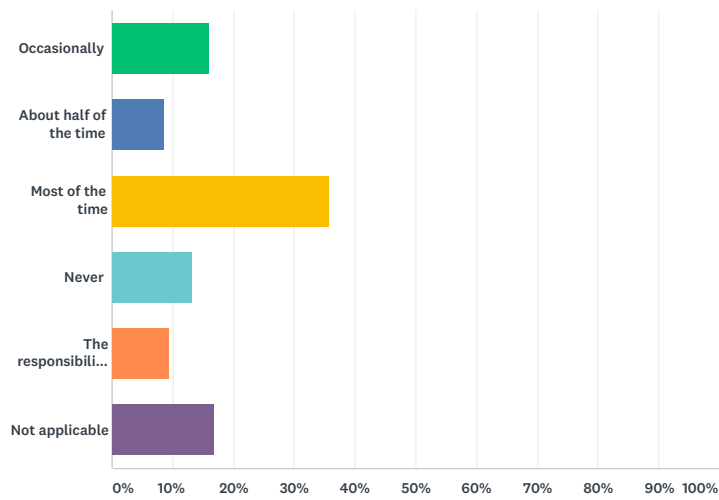
Answered: 84 Skipped: 28



ANSWER CHOICES	RESPONSES
Cash payment	0.00% 0
Time of day/day of week	5.95% 5
Client's stated ability to pay with no verification	85.71% 72
Lack of third party reimbursement	17.86% 15
Demonstrated financial hardship, such as a tax return, etc.	7.14% 6
Total Respondents: 84	

**Q66 How often are you or your employer partially or fully reimbursed by a third-party payer (e.g., an insurance plan, Medi-Cal, Victims of Crime, etc.)?**

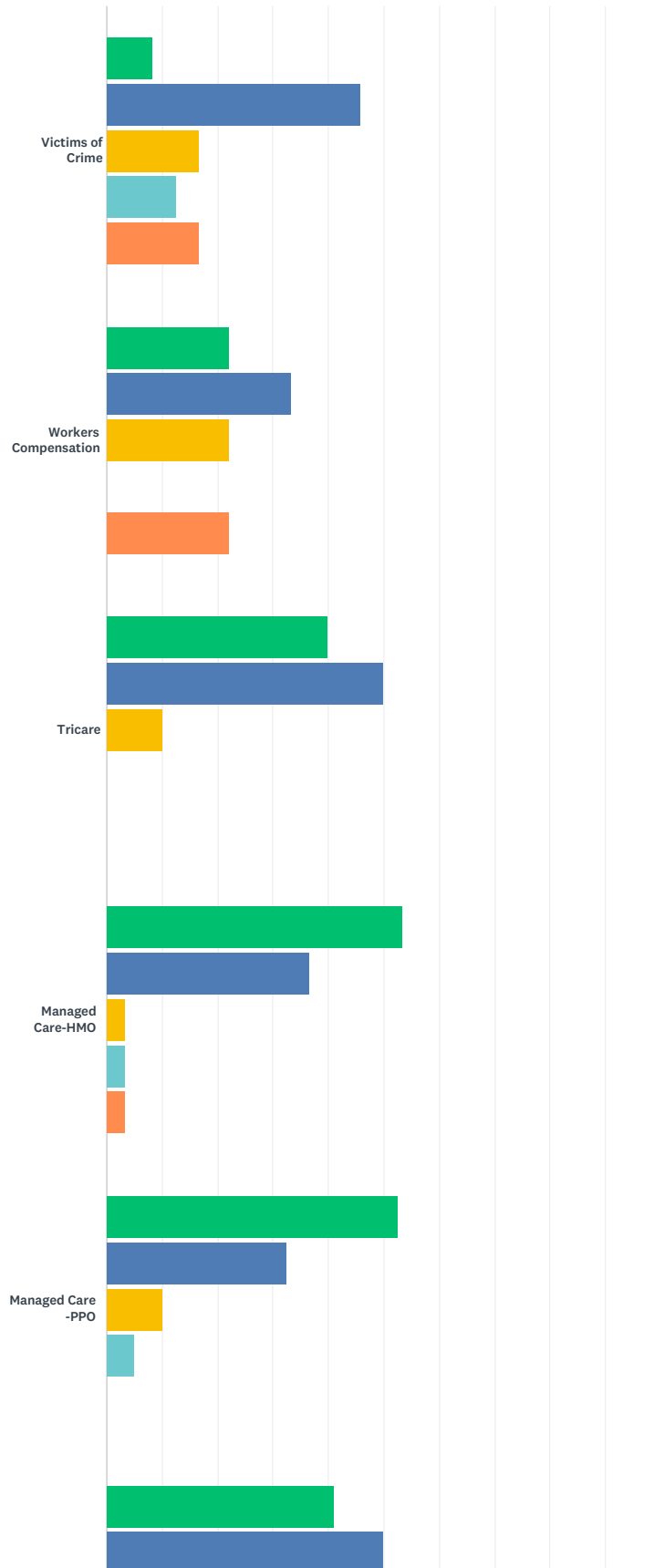
Answered: 106 Skipped: 6

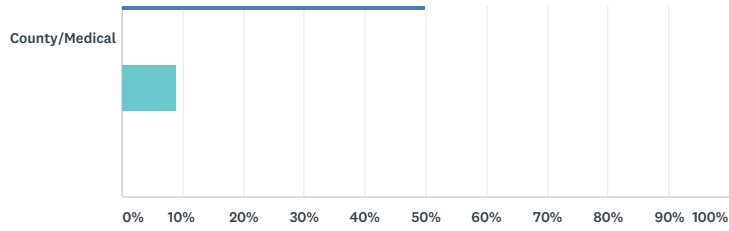


ANSWER CHOICES	RESPONSES	
Occasionally	16.04%	17
About half of the time	8.49%	9
Most of the time	35.85%	38
Never	13.21%	14
The responsibility of insurance claims is handled by the patient	9.43%	10
Not applicable	16.98%	18
<b>TOTAL</b>		<b>106</b>

### Q67 What is the average length of time you or your employer must wait following initial billing before you are reimbursed? (check all that apply)

Answered: 61 Skipped: 51



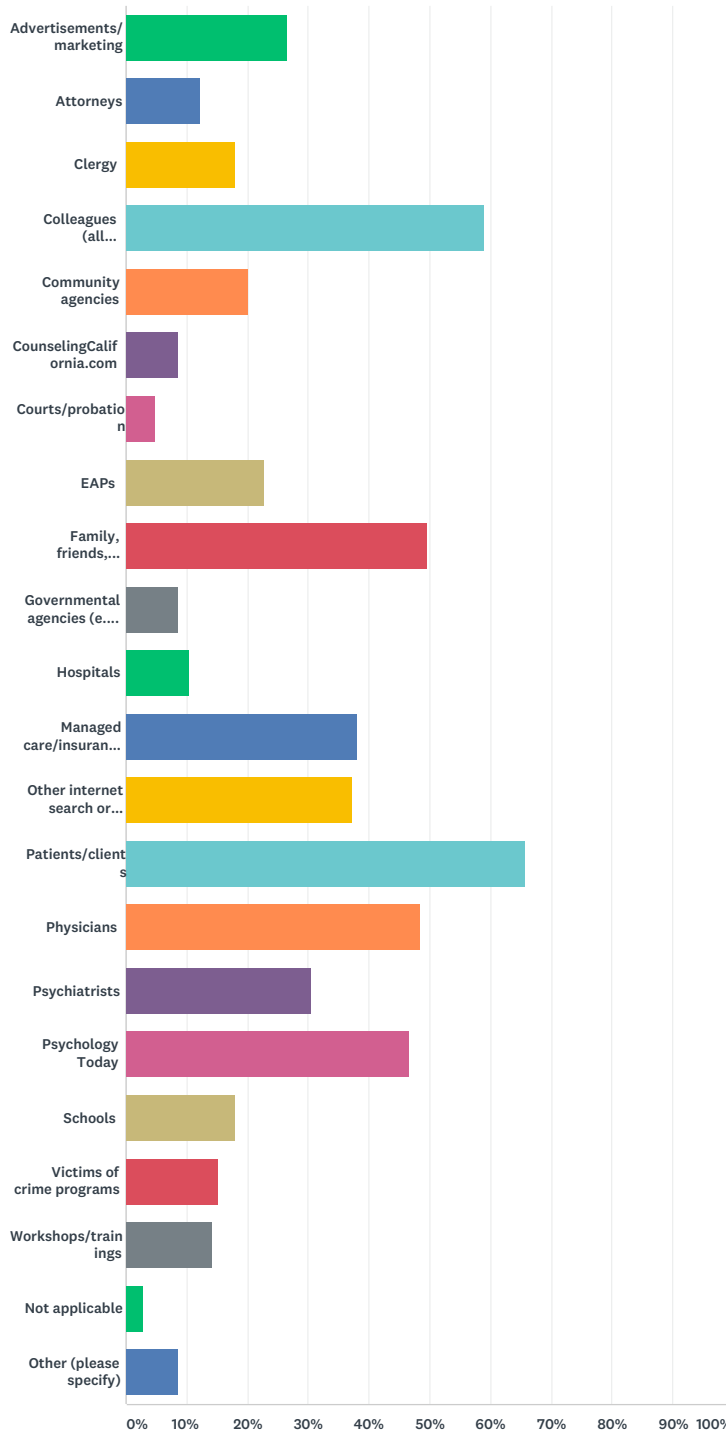


■ Within 30 days   
 ■ Within 60 days   
 ■ Within 90 days   
 ■ Within 120 days  
■ Within 150 or more days

	WITHIN 30 DAYS	WITHIN 60 DAYS	WITHIN 90 DAYS	WITHIN 120 DAYS	WITHIN 150 OR MORE DAYS	TOTAL
Victims of Crime	8.33% 2	45.83% 11	16.67% 4	12.50% 3	16.67% 4	24
Workers Compensation	22.22% 2	33.33% 3	22.22% 2	0.00% 0	22.22% 2	9
Tricare	40.00% 4	50.00% 5	10.00% 1	0.00% 0	0.00% 0	10
Managed Care-HMO	53.33% 16	36.67% 11	3.33% 1	3.33% 1	3.33% 1	30
Managed Care -PPO	52.50% 21	32.50% 13	10.00% 4	5.00% 2	0.00% 0	40
County/Medical	40.91% 9	50.00% 11	0.00% 0	9.09% 2	0.00% 0	22

Q68 What is your source for client referrals? (Check all that apply)

Answered: 105 Skipped: 7



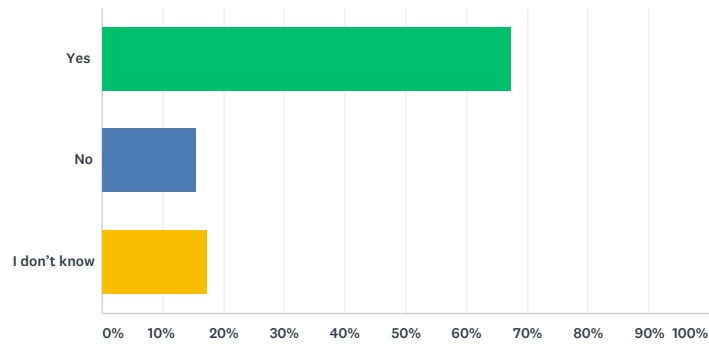
ANSWER CHOICES	RESPONSES	
Advertisements/marketing	26.67%	28
Attorneys	12.38%	13
Clergy	18.10%	19
Colleagues (all disciplines)	59.05%	62
Community agencies	20.00%	21
CounselingCalifornia.com	8.57%	9

Courts/probation	4.76%	5
EAPs	22.86%	24
Family, friends, neighbors	49.52%	52
Governmental agencies (e.g., CPS, DSS)	8.57%	9
Hospitals	10.48%	11
Managed care/insurance company	38.10%	40
Other internet search or therapist locator	37.14%	39
Patients/clients	65.71%	69
Physicians	48.57%	51
Psychiatrists	30.48%	32
Psychology Today	46.67%	49
Schools	18.10%	19
Victims of crime programs	15.24%	16
Workshops/trainings	14.29%	15
Not applicable	2.86%	3
Other (please specify)	8.57%	9
Total Respondents: 105		

#	OTHER (PLEASE SPECIFY)	DATE
1	Monterey County Behavioral Health	5/7/2017 10:13 AM
2	Hospital website	4/24/2017 8:16 AM
3	Website	4/22/2017 10:37 AM
4	College/University	4/21/2017 8:08 PM
5	Client referrals	4/21/2017 5:40 PM
6	Coast Caregivers Resource Center, Santa Barbara Cottage Hospital and UCLA Alzheimer and Dementia Unit	4/21/2017 4:41 PM
7	Support services on military bases	4/21/2017 2:51 PM
8	ambulatory care medical providers	4/21/2017 2:35 PM
9	Regional Centers	4/21/2017 2:29 PM

Q69 Are you considered to be a "HIPAA Covered Entity" in your practice?

Answered: 104 Skipped: 8

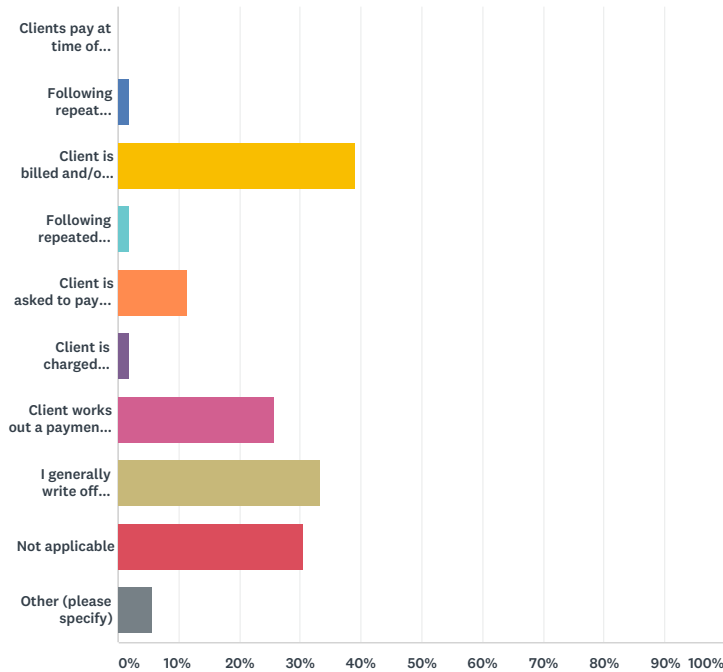


ANSWER CHOICES	RESPONSES	
Yes	67.31%	70
No	15.38%	16
I don't know	17.31%	18
TOTAL		104



Q70 Which of the following is used by you and/or your employer for clients who do not pay bills in a timely manner: (Check all that apply)

Answered: 105 Skipped: 7

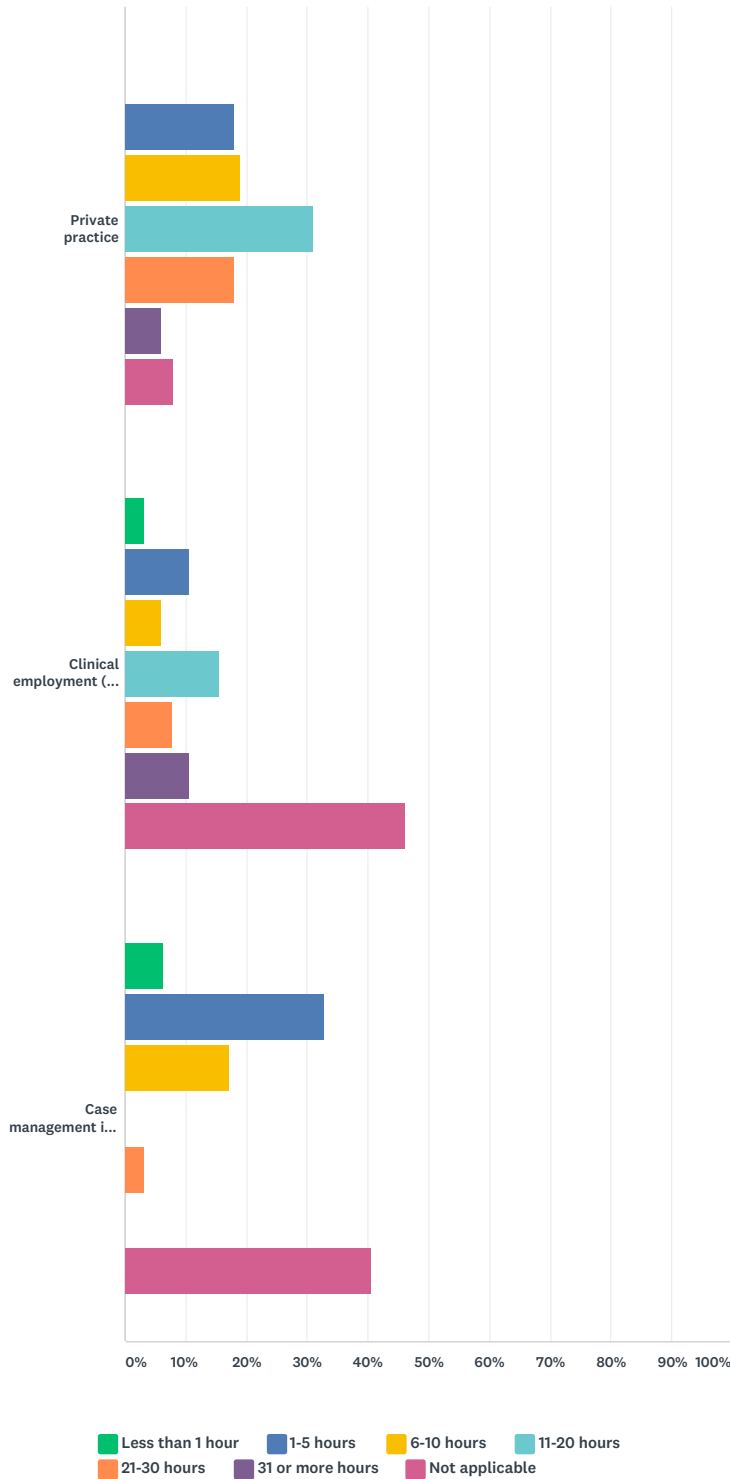


ANSWER CHOICES	RESPONSES
Clients pay at time of treatment only	0.00% 0
Following repeat billings, balance is turned over to a collection agency	1.90% 2
Client is billed and/or receives letter(s) requesting payment	39.05% 41
Following repeated billings, small claims court action is pursued	1.90% 2
Client is asked to pay balance by charging to a credit card	11.43% 12
Client is charged interest on aging balance	1.90% 2
Client works out a payment plan to pay off balance	25.71% 27
I generally write off unpaid balance	33.33% 35
Not applicable	30.48% 32
Other (please specify)	5.71% 6
Total Respondents: 105	

#	OTHER (PLEASE SPECIFY)	DATE
1	Clients must include credit card info with their intake-big help!	5/12/2017 5:31 AM
2	I don't know. Work for county agency	5/11/2017 8:47 AM
3	I do not allow clients to create a balance due.	4/21/2017 7:36 PM
4	And one client never paid their balance and I wrote it off.	4/21/2017 5:40 PM
5	Clients pay the day of.....do not create client debt	4/21/2017 4:41 PM
6	we do not do collections, we write off if it is uncollectible.	4/21/2017 2:27 PM

Q71 What is the average number of hours of therapy you provide per week:

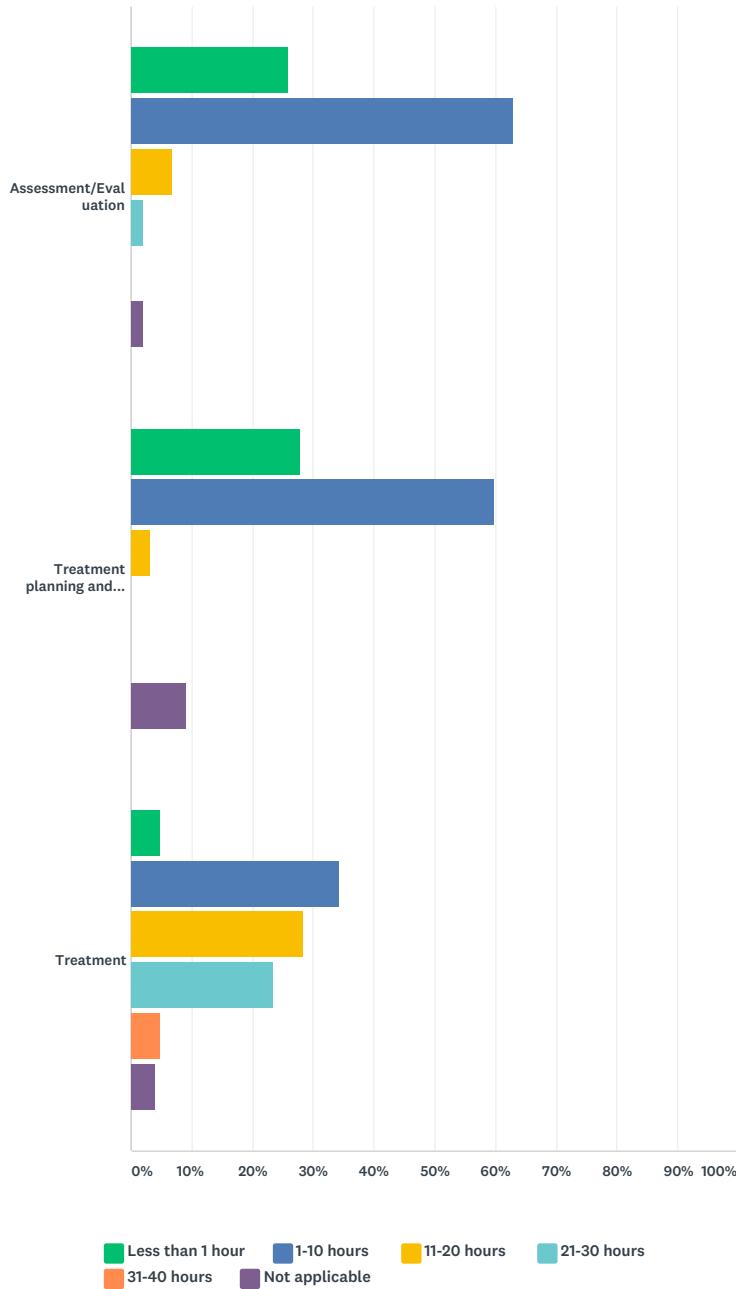
Answered: 103 Skipped: 9



	LESS THAN 1 HOUR	1-5 HOURS	6-10 HOURS	11-20 HOURS	21-30 HOURS	31 OR MORE HOURS	NOT APPLICABLE	TOTAL
Private practice	0.00% 0	18.00% 18	19.00% 19	31.00% 31	18.00% 18	6.00% 6	8.00% 8	100
Clinical employment (not private practice)	3.08% 2	10.77% 7	6.15% 4	15.38% 10	7.69% 5	10.77% 7	46.15% 30	65
Case management in both	6.25% 4	32.81% 21	17.19% 11	0.00% 0	3.13% 2	0.00% 0	40.63% 26	64

Q72 For all direct patient care, indicate the average number of hours spent per week (excluding calls) on each major activity:

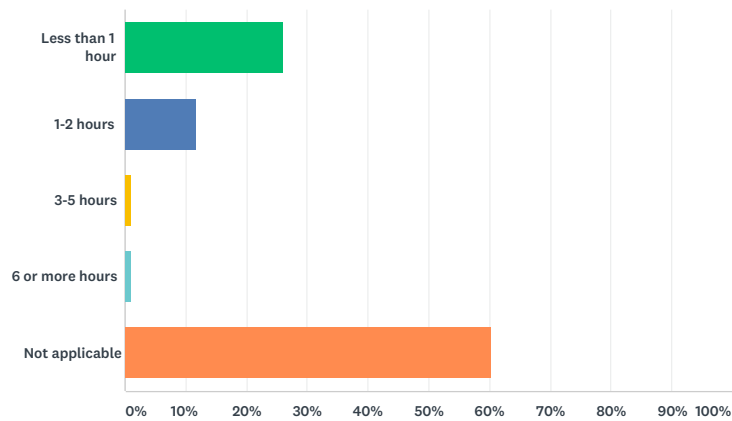
Answered: 103 Skipped: 9



	LESS THAN 1 HOUR	1-10 HOURS	11-20 HOURS	21-30 HOURS	31-40 HOURS	NOT APPLICABLE	TOTAL
Assessment/Evaluation	26.00% 26	63.00% 63	7.00% 7	2.00% 2	0.00% 0	2.00% 2	100
Treatment planning and team consultation	27.84% 27	59.79% 58	3.09% 3	0.00% 0	0.00% 0	9.28% 9	97
Treatment	4.90% 5	34.31% 35	28.43% 29	23.53% 24	4.90% 5	3.92% 4	102

### Q73 What is the average number of hours per week devoted to administering and evaluation psychological tests?

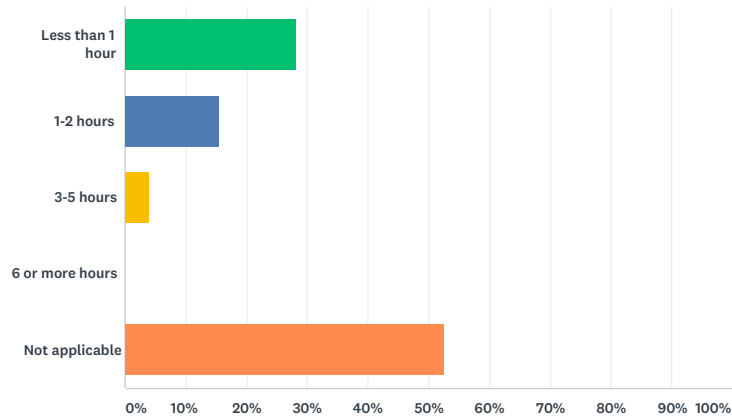
Answered: 103 Skipped: 9



ANSWER CHOICES	RESPONSES	
Less than 1 hour	26.21%	27
1-2 hours	11.65%	12
3-5 hours	0.97%	1
6 or more hours	0.97%	1
Not applicable	60.19%	62
<b>TOTAL</b>		<b>103</b>

**Q74 What is the average number of hours per week you devote to telehealth services (i.e., therapy by telephone or over the Internet)?**

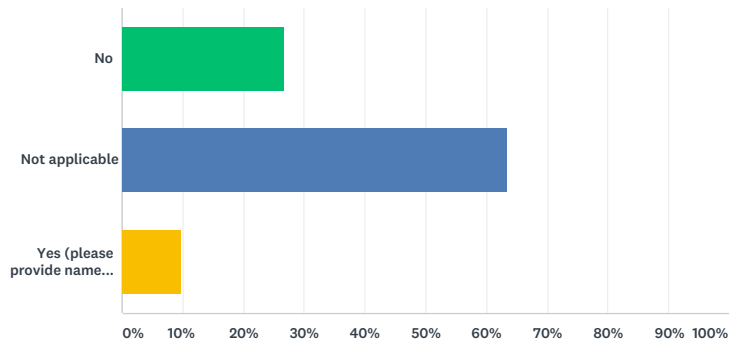
Answered: 103 Skipped: 9



ANSWER CHOICES	RESPONSES	COUNT
Less than 1 hour	28.16%	29
1-2 hours	15.53%	16
3-5 hours	3.88%	4
6 or more hours	0.00%	0
Not applicable	52.43%	54
<b>TOTAL</b>		<b>103</b>

### Q75 Are you reimbursed for telehealth services?

Answered: 101 Skipped: 11

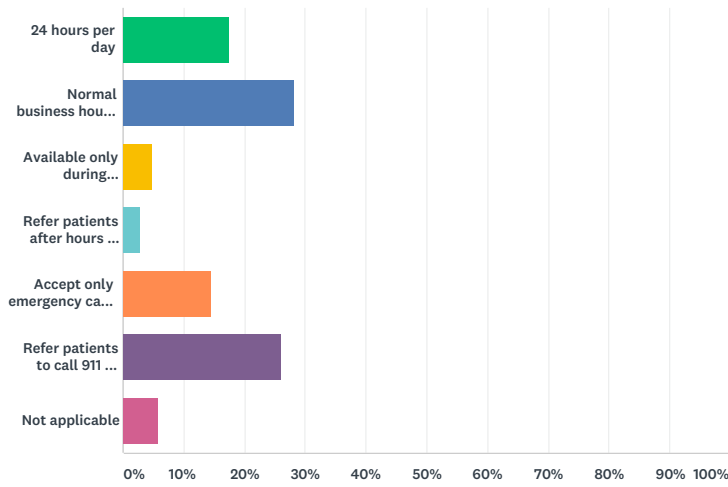


ANSWER CHOICES	RESPONSES
No	26.73% 27
Not applicable	63.37% 64
Yes (please provide name of companies that reimburse)	9.90% 10
<b>TOTAL</b>	<b>101</b>

#	YES (PLEASE PROVIDE NAME OF COMPANIES THAT REIMBURSE)	DATE
1	patient pays	5/15/2017 9:42 AM
2	(Cash from client)	4/27/2017 7:23 AM
3	most companies	4/26/2017 9:18 PM
4	MediCal	4/22/2017 2:36 PM
5	Client pays out of pocket	4/22/2017 10:40 AM
6	Looking	4/22/2017 8:39 AM
7	Anthem	4/21/2017 7:19 PM
8	Anthem Blue Cross	4/21/2017 6:54 PM
9	By client	4/21/2017 5:06 PM
10	Regional Centers	4/21/2017 2:30 PM

### Q76 What hours are you on-call or available to clients?

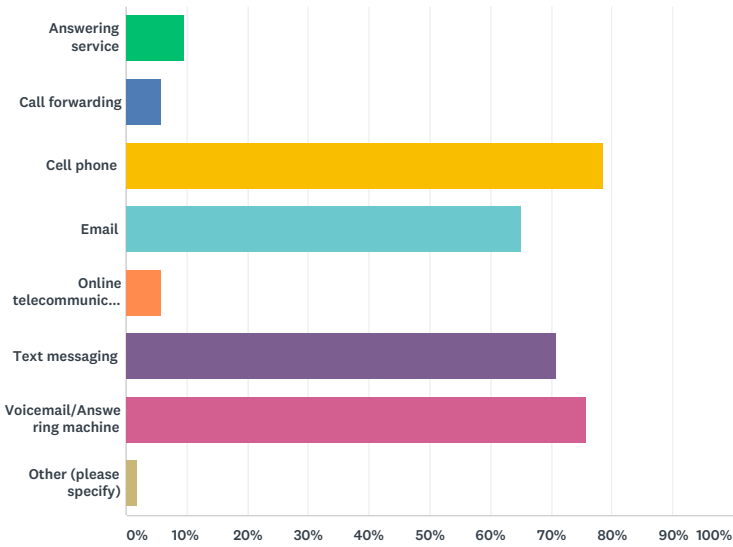
Answered: 103 Skipped: 9



ANSWER CHOICES	RESPONSES	
24 hours per day	17.48%	18
Normal business hours only	28.16%	29
Available only during appointed hours	4.85%	5
Refer patients after hours to service for emergency calls	2.91%	3
Accept only emergency calls after hours	14.56%	15
Refer patients to call 911 in case of emergency after hours	26.21%	27
Not applicable	5.83%	6
<b>TOTAL</b>		<b>103</b>

Q77 What means do you use to be accessible to clients? (Check all that apply)

Answered: 103 Skipped: 9



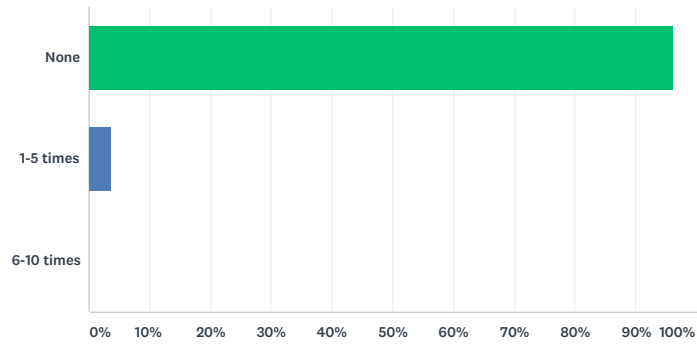
ANSWER CHOICES	RESPONSES
Answering service	9.71% 10
Call forwarding	5.83% 6
Cell phone	78.64% 81
Email	65.05% 67
Online telecommunication (e.g., Skype, Facetime)	5.83% 6
Text messaging	70.87% 73
Voicemail/Answering machine	75.73% 78
Other (please specify)	1.94% 2
Total Respondents: 103	

#	OTHER (PLEASE SPECIFY)	DATE
1	If I am not on-site I am available through staff	5/7/2017 10:19 AM
2	Not accessible to patients outside work	4/24/2017 8:18 AM



### Q78 How many times have you had to file an incident report with malpractice insurance?

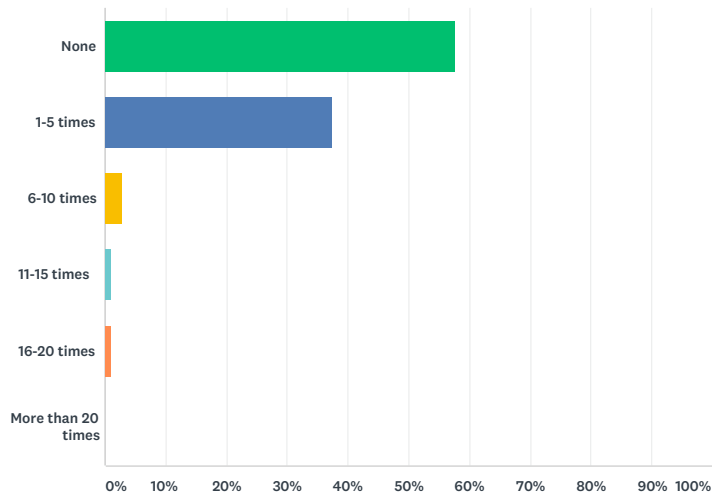
Answered: 104 Skipped: 8



ANSWER CHOICES	RESPONSES	
None	96.15%	100
1-5 times	3.85%	4
6-10 times	0.00%	0
<b>TOTAL</b>		<b>104</b>

### Q79 How many times have you been subpoenaed?

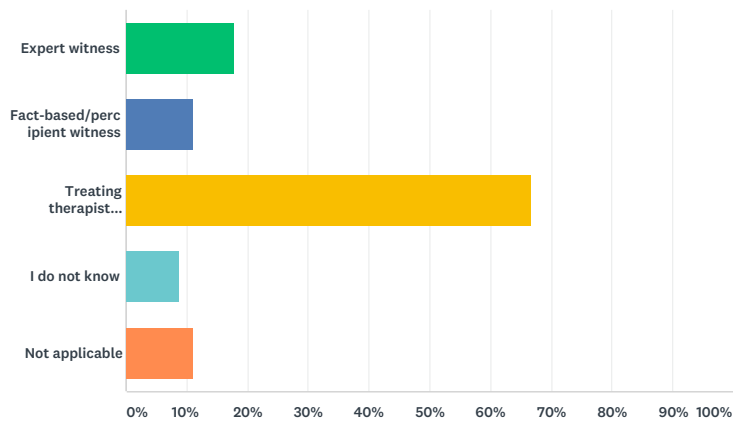
Answered: 104 Skipped: 8



ANSWER CHOICES	RESPONSES	
None	57.69%	60
1-5 times	37.50%	39
6-10 times	2.88%	3
11-15 times	0.96%	1
16-20 times	0.96%	1
More than 20 times	0.00%	0
<b>TOTAL</b>		<b>104</b>

### Q80 What type of witness were you in a majority of these claims?

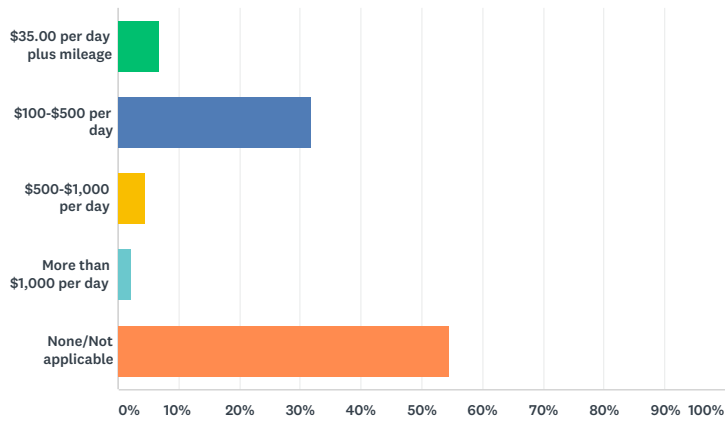
Answered: 45 Skipped: 67



ANSWER CHOICES	RESPONSES	
Expert witness	17.78%	8
Fact-based/percipient witness	11.11%	5
Treating therapist witness	66.67%	30
I do not know	8.89%	4
Not applicable	11.11%	5
Total Respondents: 45		

Q81 On average, how much were you paid to serve as a witness?

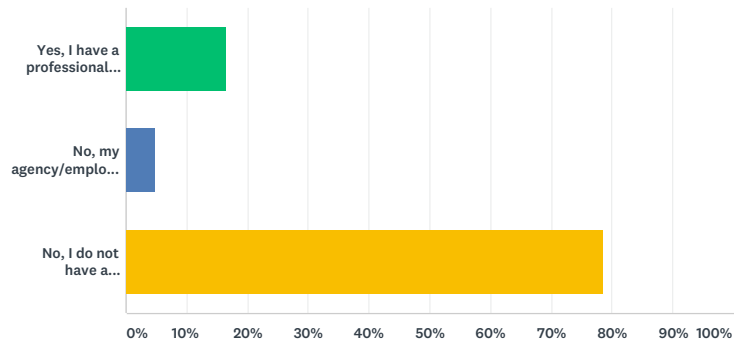
Answered: 44 Skipped: 68



ANSWER CHOICES	RESPONSES	
\$35.00 per day plus mileage	6.82%	3
\$100-\$500 per day	31.82%	14
\$500-\$1,000 per day	4.55%	2
More than \$1,000 per day	2.27%	1
None/Not applicable	54.55%	24
<b>TOTAL</b>		<b>44</b>

### Q82 Do you have a professional will in place?

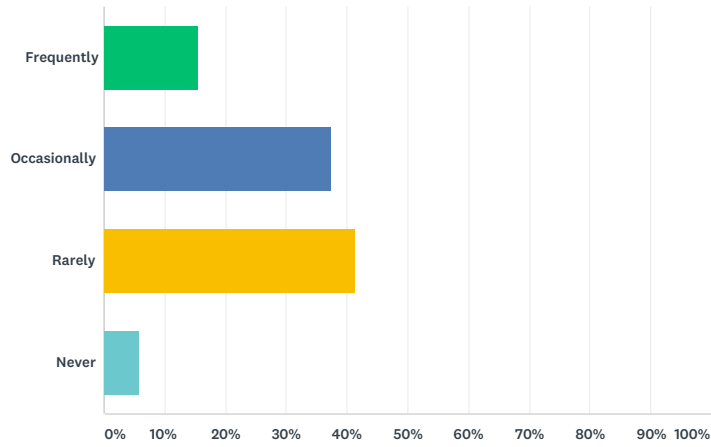
Answered: 103 Skipped: 9



ANSWER CHOICES	RESPONSES	
Yes, I have a professional will in place	16.50%	17
No, my agency/employer has a policy in place	4.85%	5
No, I do not have a professional will in place	78.64%	81
<b>TOTAL</b>		<b>103</b>

### Q83 How often do you seek legal, ethical, or clinical consultation each month?

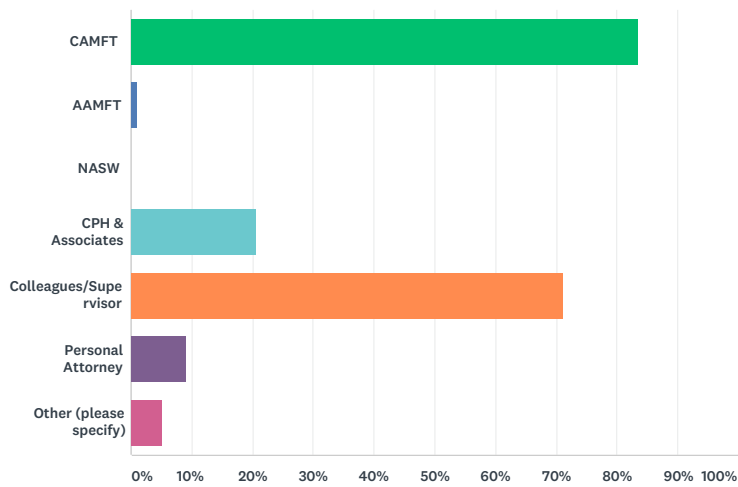
Answered: 104 Skipped: 8



ANSWER CHOICES	RESPONSES	
Frequently	15.38%	16
Occasionally	37.50%	39
Rarely	41.35%	43
Never	5.77%	6
<b>TOTAL</b>		<b>104</b>

Q84 From whom do you receive consultation? (Check all that apply)

Answered: 97 Skipped: 15

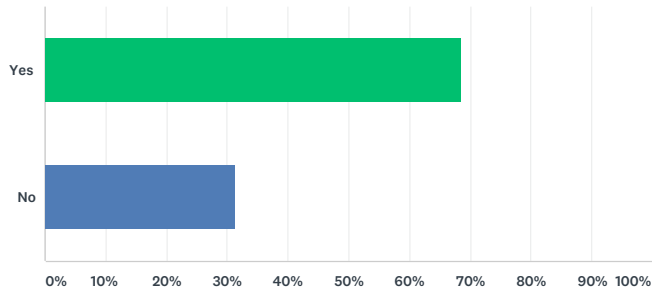


ANSWER CHOICES	RESPONSES	
CAMFT	83.51%	81
AAMFT	1.03%	1
NASW	0.00%	0
CPH & Associates	20.62%	20
Colleagues/Supervisor	71.13%	69
Personal Attorney	9.28%	9
Other (please specify)	5.15%	5
Total Respondents: 97		

#	OTHER (PLEASE SPECIFY)	DATE
1	Individual psychotherapist who does consultations for therapists	5/15/2017 9:45 AM
2	consultation group	5/5/2017 11:19 AM
3	friends who are professionals	4/27/2017 8:01 AM
4	County Council	4/22/2017 2:37 PM
5	Colleagues	4/22/2017 10:41 AM

### Q85 If you could participate in Medicare as a reimbursable provider, would you?

Answered: 102 Skipped: 10

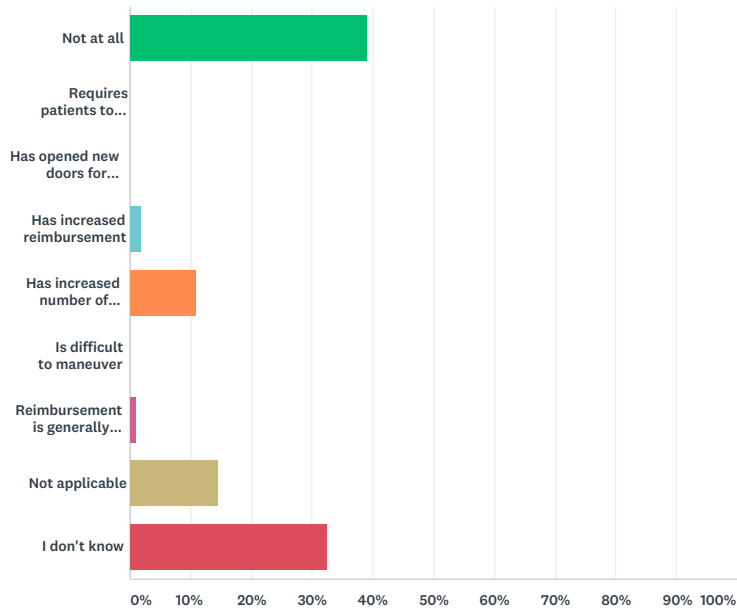


ANSWER CHOICES	RESPONSES	
Yes	68.63%	70
No	31.37%	32
TOTAL		102



### Q86 How has the passage of the parity law affected your employment/practice? (Check all that apply)

Answered: 102 Skipped: 10

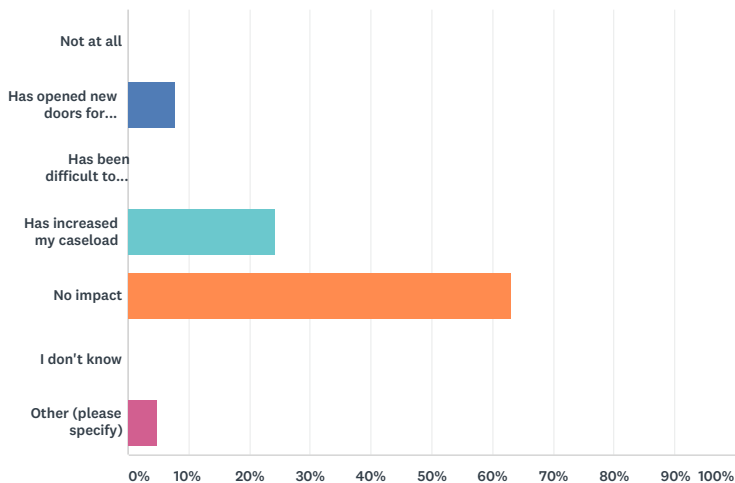


ANSWER CHOICES	RESPONSES
Not at all	39.22% 40
Requires patients to first be evaluated by physicians/psychologist	0.00% 0
Has opened new doors for employment/treatment	0.00% 0
Has increased reimbursement	1.96% 2
Has increased number of clients	10.78% 11
Is difficult to maneuver	0.00% 0
Reimbursement is generally denied regardless of "parity"	0.98% 1
Not applicable	14.71% 15
I don't know	32.35% 33
<b>TOTAL</b>	<b>102</b>

#	OTHER (PLEASE SPECIFY)	DATE
1	Much less trouble to see clients and get reimbursment	4/21/2017 4:59 PM

**Q87 How has the implementation of the Affordable Care Act affected your employment/practice? Check all that apply.**

Answered: 103 Skipped: 9

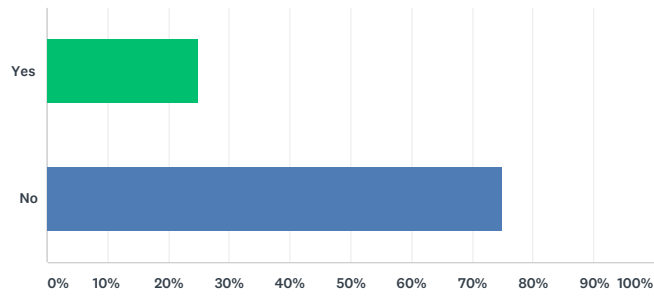


ANSWER CHOICES	RESPONSES
Not at all	0.00% 0
Has opened new doors for employment/treatment	7.77% 8
Has been difficult to understand	0.00% 0
Has increased my caseload	24.27% 25
No impact	63.11% 65
I don't know	0.00% 0
Other (please specify)	4.85% 5
<b>TOTAL</b>	<b>103</b>

#	OTHER (PLEASE SPECIFY)	DATE
1	more referrals	5/7/2017 10:21 AM
2	More clients but less paying full fee	4/25/2017 5:27 PM
3	Increased number of clients	4/22/2017 10:42 AM
4	reduced the number of panels I have been able to participate in.	4/21/2017 4:01 PM
5	Less ability to help those insured as deductibles are exponentially higher and unaffordable at that.	4/21/2017 2:38 PM

### Q88 Do you supervise interns and/or trainees?

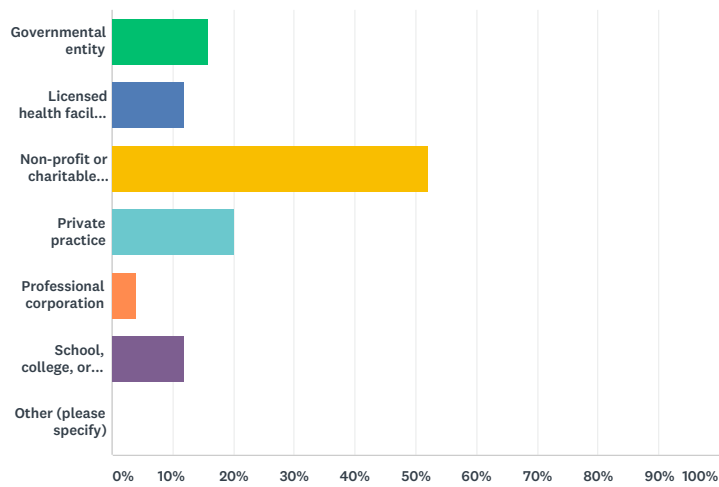
Answered: 104 Skipped: 8



ANSWER CHOICES	RESPONSES	
Yes	25.00%	26
No	75.00%	78
TOTAL		104

### Q89 In which setting do you provide supervision?

Answered: 25 Skipped: 87

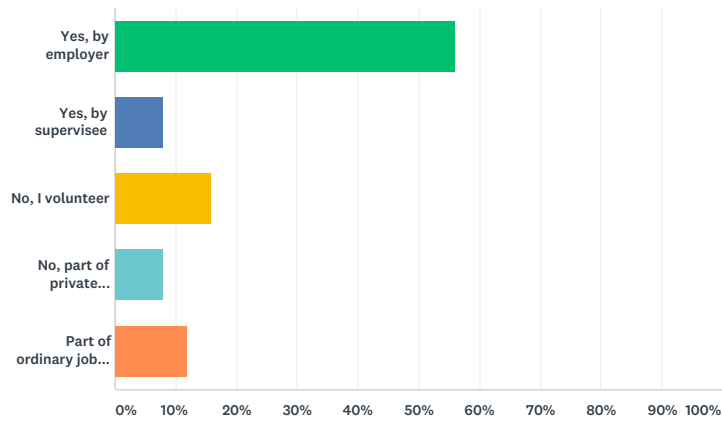


ANSWER CHOICES	RESPONSES
Governmental entity	16.00% 4
Licensed health facility (e.g., hospital)	12.00% 3
Non-profit or charitable corporation	52.00% 13
Private practice	20.00% 5
Professional corporation	4.00% 1
School, college, or university	12.00% 3
Other (please specify)	0.00% 0
Total Respondents: 25	

#	OTHER (PLEASE SPECIFY)	DATE
	There are no responses.	

### Q90 Are you paid for the supervision you provide?

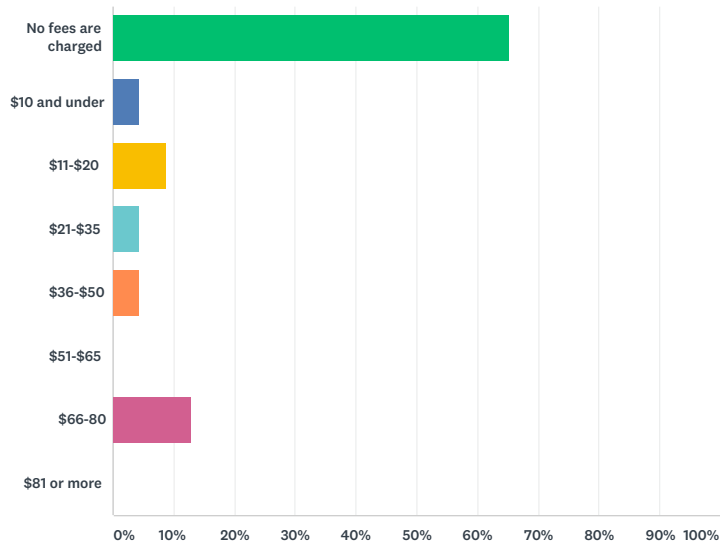
Answered: 25 Skipped: 87



ANSWER CHOICES	RESPONSES	
Yes, by employer	56.00%	14
Yes, by supervisee	8.00%	2
No, I volunteer	16.00%	4
No, part of private practice overhead	8.00%	2
Part of ordinary job duties	12.00%	3
<b>TOTAL</b>		<b>25</b>

Q91 What is the usual and customary fee charged to clients for the services of the intern(s) and/or trainee(s) you supervise?

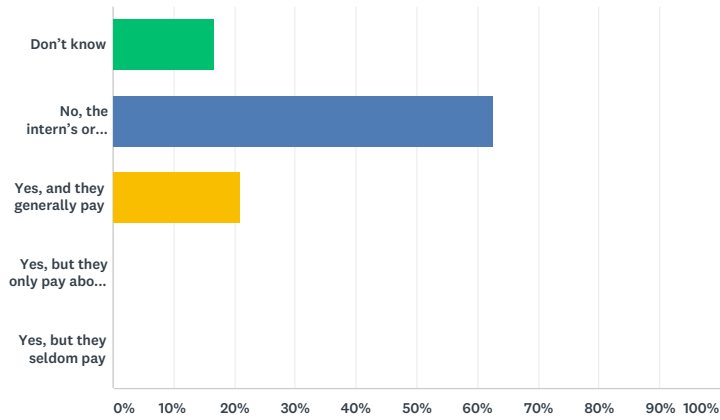
Answered: 23 Skipped: 89



ANSWER CHOICES	RESPONSES	
No fees are charged	65.22%	15
\$10 and under	4.35%	1
\$11-\$20	8.70%	2
\$21-\$35	4.35%	1
\$36-\$50	4.35%	1
\$51-\$65	0.00%	0
\$66-80	13.04%	3
\$81 or more	0.00%	0
<b>TOTAL</b>		<b>23</b>

### Q92 Are third-party payers generally billed for the interns' or trainees' services?

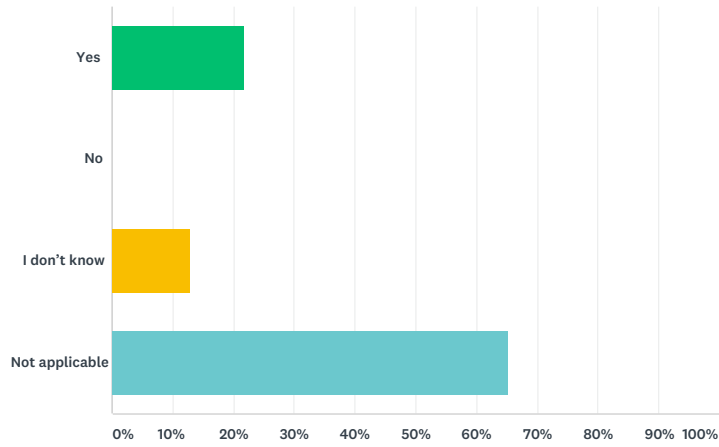
Answered: 24 Skipped: 88



ANSWER CHOICES	RESPONSES	
Don't know	16.67%	4
No, the intern's or trainee's services are not billed to third parties	62.50%	15
Yes, and they generally pay	20.83%	5
Yes, but they only pay about fifty percent of the time	0.00%	0
Yes, but they seldom pay	0.00%	0
<b>TOTAL</b>		<b>24</b>

Q93 If third parties are billed for intern or trainee services, is it disclosed that the intern or trainee was the provider?

Answered: 23 Skipped: 89

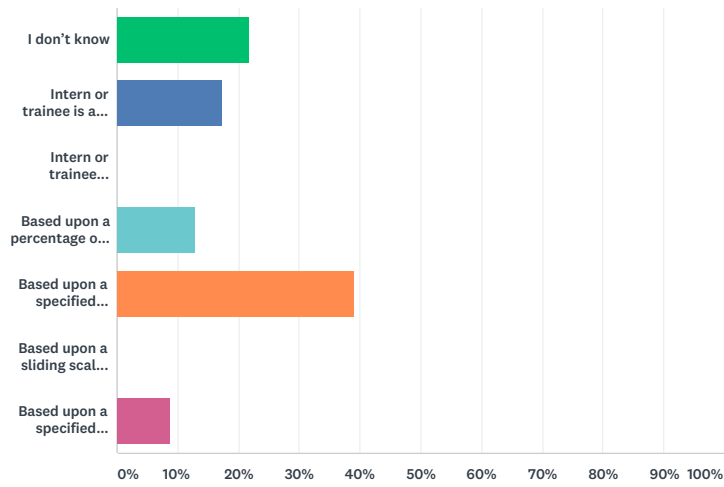


ANSWER CHOICES	RESPONSES	
Yes	21.74%	5
No	0.00%	0
I don't know	13.04%	3
Not applicable	65.22%	15
<b>TOTAL</b>		<b>23</b>



### Q94 How is the intern's or trainee's wage determined?

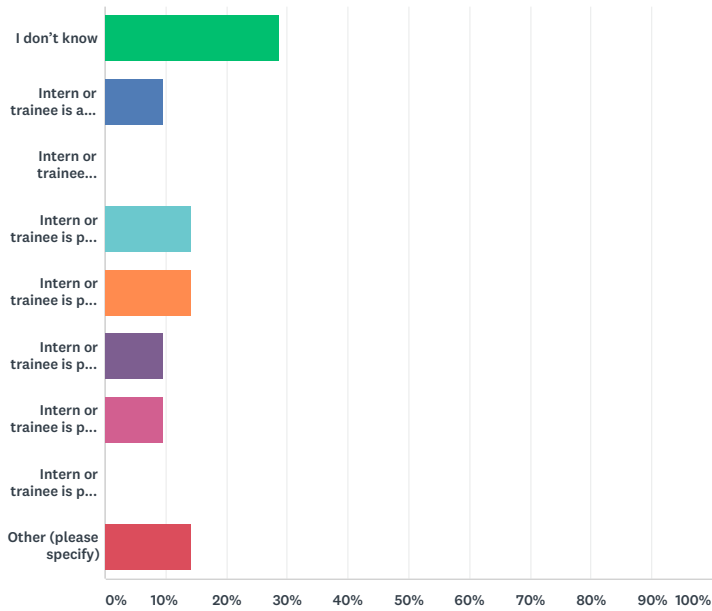
Answered: 23 Skipped: 89



ANSWER CHOICES	RESPONSES	
I don't know	21.74%	5
Intern or trainee is an unpaid volunteer	17.39%	4
Intern or trainee received only a nominal stipend to cover/offset volunteer expenses	0.00%	0
Based upon a percentage of the fees generated	13.04%	3
Based upon a specified amount per hour	39.13%	9
Based upon a sliding scale depending upon client volume	0.00%	0
Based upon a specified amount per week/month/year	8.70%	2
<b>TOTAL</b>		<b>23</b>

Q95 If the intern or trainee is paid, approximately how much does an intern or trainee get paid per hour?

Answered: 21 Skipped: 91

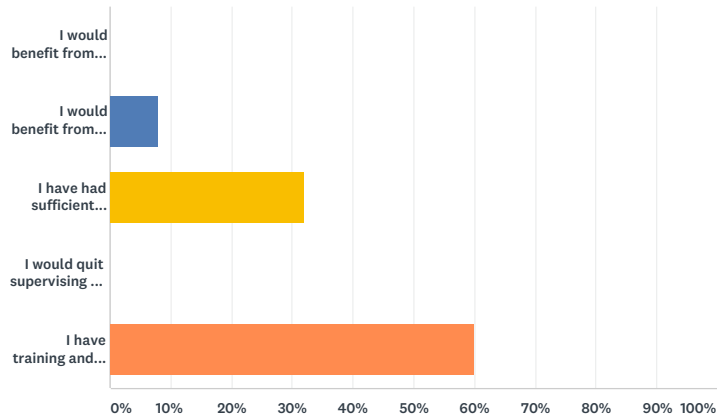


ANSWER CHOICES	RESPONSES
I don't know	28.57% 6
Intern or trainee is an unpaid volunteer	9.52% 2
Intern or trainee receives approximately \$500 or less per month for actual expenses incurred as a volunteer	0.00% 0
Intern or trainee is paid approximately \$8-\$15 per hour	14.29% 3
Intern or trainee is paid approximately \$16-\$25 per hour	14.29% 3
Intern or trainee is paid approximately \$26-\$35 per hour	9.52% 2
Intern or trainee is paid approximately \$36-\$45 per hour	9.52% 2
Intern or trainee is paid \$46 or more per hour	0.00% 0
Other (please specify)	14.29% 3
<b>TOTAL</b>	<b>21</b>

#	OTHER (PLEASE SPECIFY)	DATE
1	Paid local minimum wage and percent of all income.	4/22/2017 10:45 AM
2	They are paid an hourly wage. I don't know what it is.	4/21/2017 5:58 PM
3	interns are paid between \$17-19 per hours, trainees are volunteers.	4/21/2017 2:31 PM

### Q96 Do you believe you have sufficient education, training, and experience to adequately provide supervision?

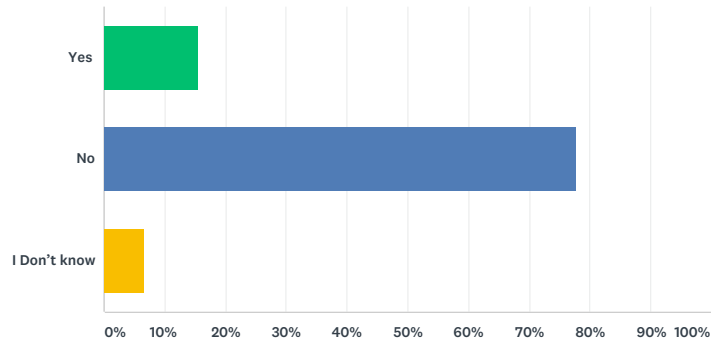
Answered: 25 Skipped: 87



ANSWER CHOICES	RESPONSES	
I would benefit from training, but do not have the time	0.00%	0
I would benefit from training and am interested in such an opportunity	8.00%	2
I have had sufficient training and experience in supervision and am not interested in more training	32.00%	8
I would quit supervising if I had to engage in more training	0.00%	0
I have training and would like more	60.00%	15
<b>TOTAL</b>		<b>25</b>

### Q97 Are you and/or your employer an approved continuing education provider?

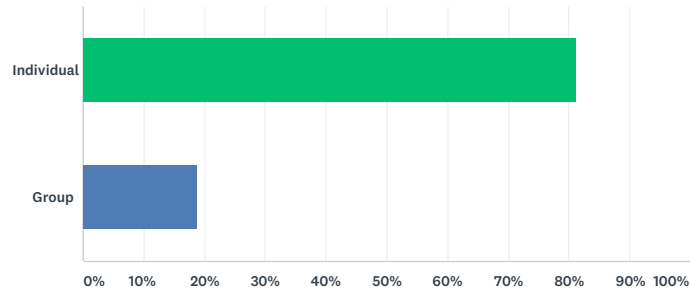
Answered: 104 Skipped: 8



ANSWER CHOICES	RESPONSES	
Yes	15.38%	16
No	77.88%	81
I Don't know	6.73%	7
<b>TOTAL</b>		<b>104</b>

### Q98 Are you an individual or group provider (group equals 2 or more people)?

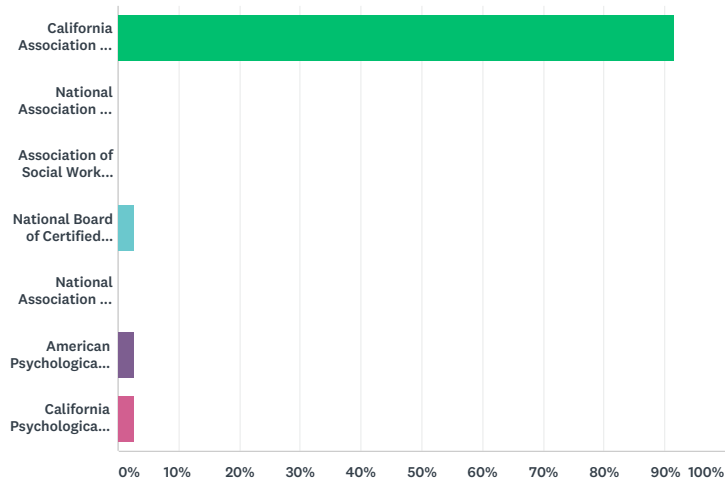
Answered: 64 Skipped: 48



ANSWER CHOICES	RESPONSES	
Individual	81.25%	52
Group	18.75%	12
<b>TOTAL</b>		<b>64</b>

### Q99 Which approval agency issued your CE provider number?

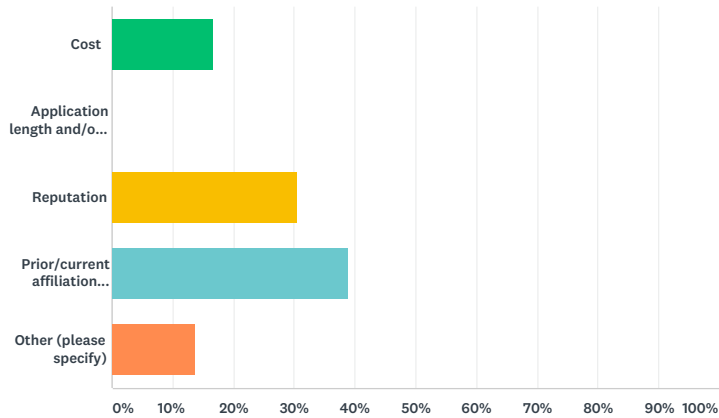
Answered: 36 Skipped: 76



ANSWER CHOICES	RESPONSES	
California Association of Marriage and Family Therapists (CAMFT)	91.67%	33
National Association of Social Workers (NASW)	0.00%	0
Association of Social Work Boards (SWB)	0.00%	0
National Board of Certified Counselors (NBCC)	2.78%	1
National Association of School Psychologists (NASP)	0.00%	0
American Psychological Association (APA)	2.78%	1
California Psychological Association (CPA)	2.78%	1
<b>TOTAL</b>		<b>36</b>

### Q100 What was your primary consideration in deciding which provider approval agency to choose?

Answered: 36 Skipped: 76

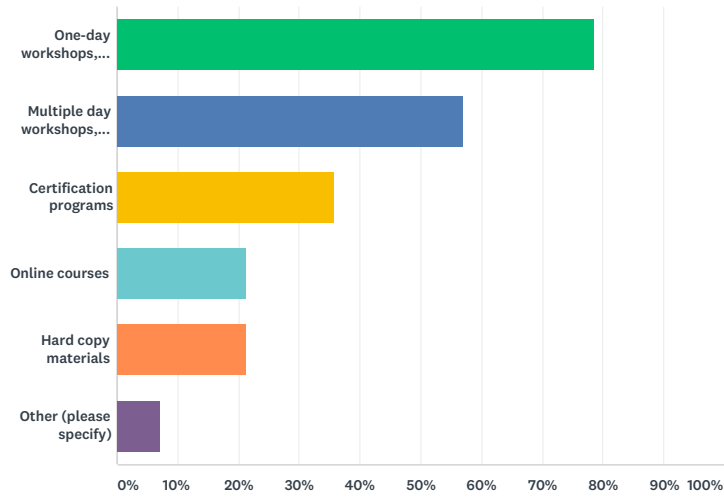


ANSWER CHOICES	RESPONSES
Cost	16.67% 6
Application length and/or complexity	0.00% 0
Reputation	30.56% 11
Prior/current affiliation with agency	38.89% 14
Other (please specify)	13.89% 5
<b>TOTAL</b>	<b>36</b>

#	OTHER (PLEASE SPECIFY)	DATE
1	The most known entity	5/11/2017 10:35 AM
2	Agency chooses, not me.	5/11/2017 7:56 AM
3	no providing CE	4/27/2017 8:05 AM
4	Employer chose/I was not involved	4/24/2017 8:44 AM
5	Do not know	4/22/2017 10:45 AM

Q101 Which method do you use to offer CE coursework? (Check all that apply)

Answered: 14 Skipped: 98



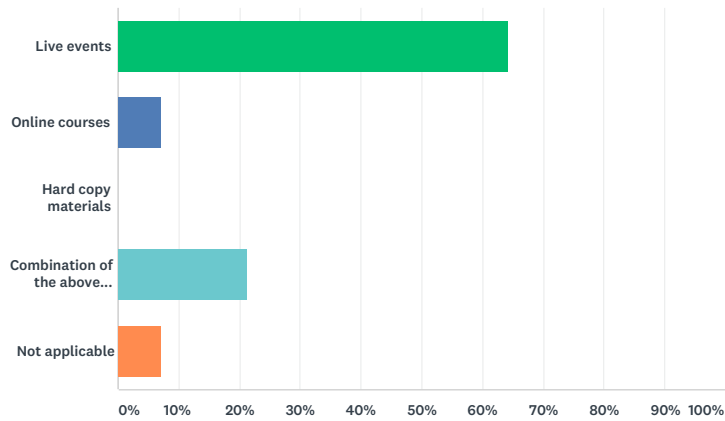
ANSWER CHOICES	RESPONSES
One-day workshops, conferences, trainings, etc.	78.57% 11
Multiple day workshops, conferences, trainings, etc.	57.14% 8
Certification programs	35.71% 5
Online courses	21.43% 3
Hard copy materials	21.43% 3
Other (please specify)	7.14% 1
Total Respondents: 14	

#	OTHER (PLEASE SPECIFY)	DATE
1	n/a	4/24/2017 8:45 AM



### Q102 How do you prefer to fulfill your CE requirements?

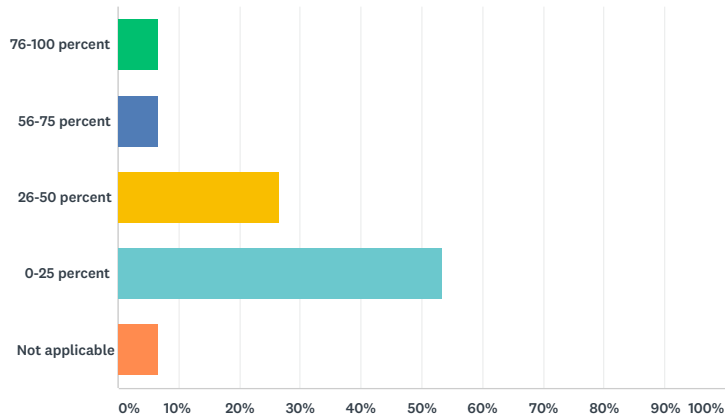
Answered: 14 Skipped: 98



ANSWER CHOICES	RESPONSES
Live events	64.29% 9
Online courses	7.14% 1
Hard copy materials	0.00% 0
Combination of the above options	21.43% 3
Not applicable	7.14% 1
<b>TOTAL</b>	<b>14</b>

Q103 What percentage of your total CE per renewal cycle do you obtain via CAMFT education opportunities (live, hard copy, and/or online?)

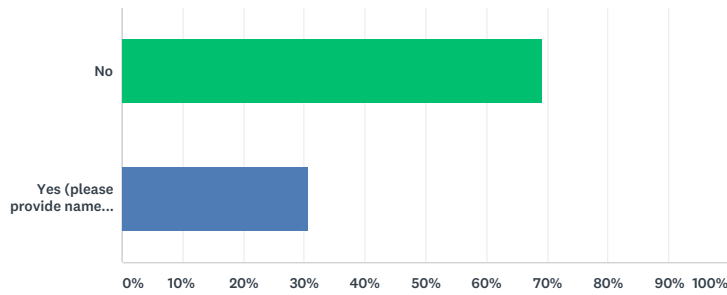
Answered: 15 Skipped: 97



ANSWER CHOICES	RESPONSES	
76-100 percent	6.67%	1
56-75 percent	6.67%	1
26-50 percent	26.67%	4
0-25 percent	53.33%	8
Not applicable	6.67%	1
<b>TOTAL</b>		<b>15</b>

### Q104 Are you a member of another professional association?

Answered: 101 Skipped: 11

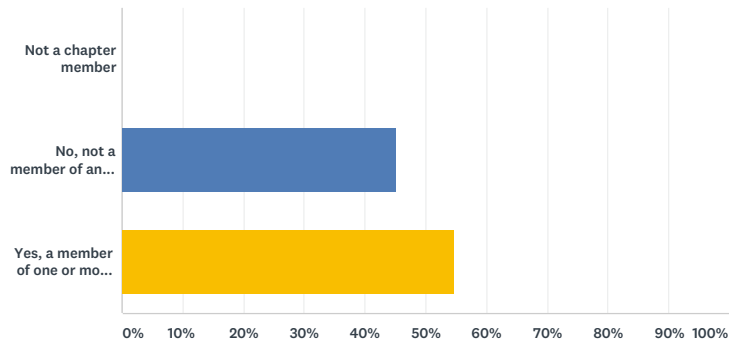


ANSWER CHOICES	RESPONSES	
No	69.31%	70
Yes (please provide name of association)	30.69%	31
<b>TOTAL</b>		<b>101</b>

#	YES (PLEASE PROVIDE NAME OF ASSOCIATION)	DATE
1	EMDRIA (Eye Movement Desensitization Reprocessing International Association, Association for Play Therapy)	5/18/2017 10:31 AM
2	APT	5/15/2017 10:23 AM
3	American Psychotherapy Association	5/11/2017 5:59 PM
4	IITAP	5/11/2017 4:47 PM
5	ACEP	5/11/2017 12:17 PM
6	Wisconsin Association of Marriage and Family Therapists	5/11/2017 11:52 AM
7	APSAC	5/11/2017 10:23 AM
8	National Association for Poetry Therapy	5/11/2017 7:57 AM
9	AAMFT< EMDRIA< ASCH	5/2/2017 10:54 AM
10	American Association of Christian Counselors	5/2/2017 6:25 AM
11	National Association for the Education of Young Children, Infant Development Association	4/26/2017 8:40 PM
12	International Society for Sandplay Therapy/ Sandplay Therapists of America	4/26/2017 7:31 PM
13	American Association of Marriage Family Therapists	4/26/2017 5:20 PM
14	APA	4/26/2017 4:46 PM
15	CAPED	4/26/2017 4:25 PM
16	Association for Psychological Science; Santa Barbara County Psychological Associations	4/24/2017 8:26 AM
17	APT	4/23/2017 10:00 PM
18	EMDRIA	4/23/2017 2:11 PM
19	Association for play therapy (APT)	4/22/2017 2:40 PM
20	Non-clinical	4/21/2017 9:36 PM
21	EMDRIA	4/21/2017 9:09 PM
22	APA, AAMFT, CPA	4/21/2017 8:23 PM
23	AAMFT	4/21/2017 6:32 PM
24	Iceeft, emdria	4/21/2017 5:31 PM
25	American Psychological Association/ American Psychotherapy Association	4/21/2017 4:03 PM
26	Emdria	4/21/2017 3:50 PM
27	Southern California Mediation Association	4/21/2017 3:27 PM
28	AGPA	4/21/2017 2:39 PM
29	Association for Play Therapy	4/21/2017 2:37 PM
30	APA	4/21/2017 2:32 PM
31	AAMFT	4/21/2017 2:31 PM

### Q105 Are you a member of a CAMFT Chapter?

Answered: 104 Skipped: 8



ANSWER CHOICES	RESPONSES	
Not a chapter member	0.00%	0
No, not a member of any chapter	45.19%	47
Yes, a member of one or more chapters	54.81%	57
<b>TOTAL</b>		<b>104</b>

### Q106 Why are you not a member of a CAMFT Chapter?

Answered: 0 Skipped: 112

 No matching responses.

ANSWER CHOICES		RESPONSES	
Not worthwhile		0.00%	0
No time		0.00%	0
No interest		0.00%	0
Too far to travel		0.00%	0
Not aware of CAMFT Chapters		0.00%	0
Too expensive		0.00%	0
Other (please specify)		0.00%	0
Total Respondents: 0			

#	OTHER (PLEASE SPECIFY)	DATE
	There are no responses.	

**Q107 Have you taken advantage of discounts from CAMFT's affinity partners? (check all that apply)**

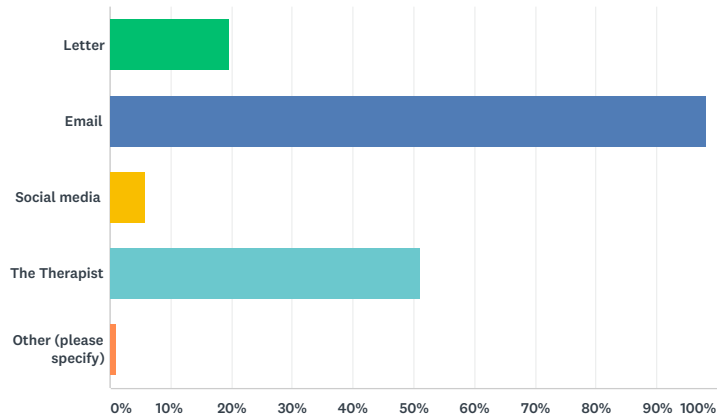
Answered: 0 Skipped: 112

 No matching responses.

ANSWER CHOICES	RESPONSES	
ADP	0.00%	0
CPH & Associates	0.00%	0
Geico	0.00%	0
Northcentral University	0.00%	0
Psychology Today	0.00%	0
Simple Practice	0.00%	0
The Chill Sessions	0.00%	0
Therapick.com	0.00%	0
Therapysites	0.00%	0
None/not applicable	0.00%	0
<b>TOTAL</b>		<b>0</b>

Q108 How do you prefer to receive communications from CAMFT?  
(check all that apply)

Answered: 102 Skipped: 10

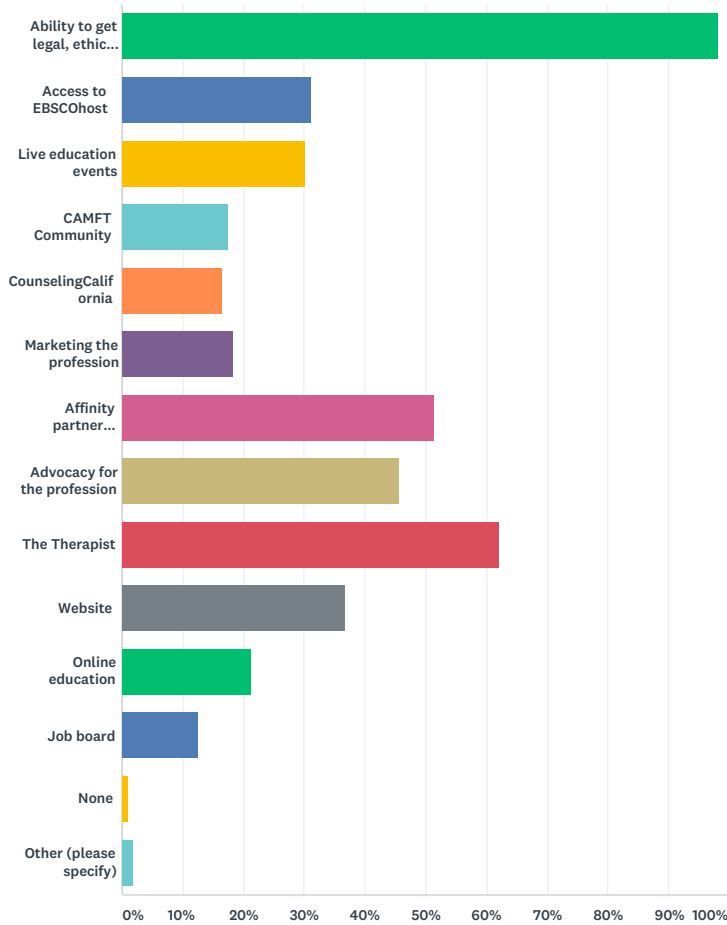


ANSWER CHOICES	RESPONSES
Letter	19.61% 20
Email	98.04% 100
Social media	5.88% 6
The Therapist	50.98% 52
Other (please specify)	0.98% 1
Total Respondents: 102	

#	OTHER (PLEASE SPECIFY)	DATE
1	None	4/26/2017 10:30 PM

### Q109 What CAMFT member benefits do you consider to be most beneficial? (Check all that apply)

Answered: 103 Skipped: 9



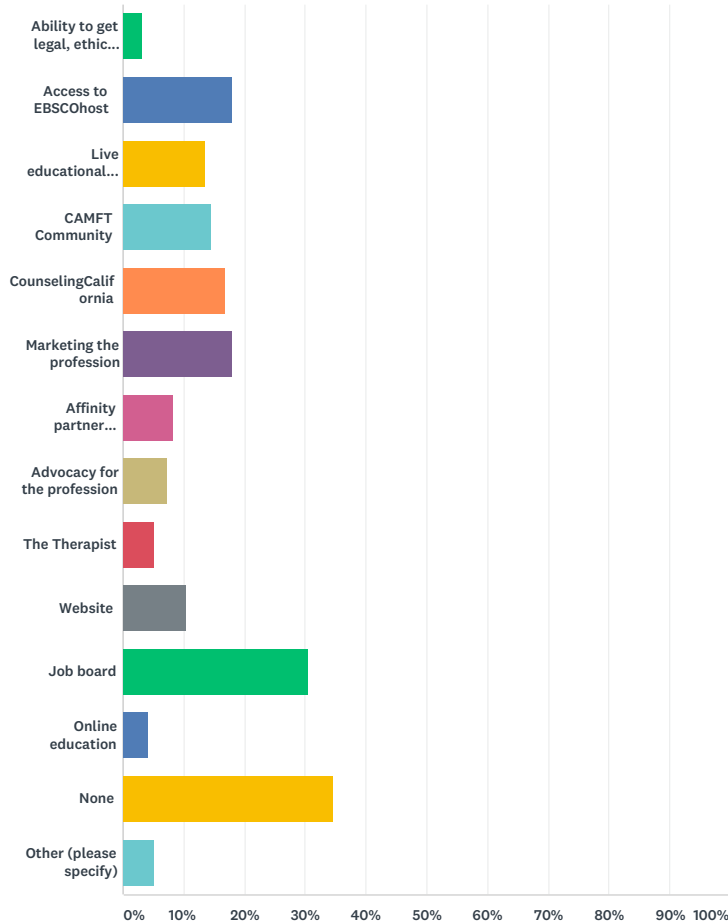
ANSWER CHOICES	RESPONSES
Ability to get legal, ethical and business questions answered	98.06% 101
Access to EBSCOhost	31.07% 32
Live education events	30.10% 31
CAMFT Community	17.48% 18
CounselingCalifornia	16.50% 17
Marketing the profession	18.45% 19
Affinity partner benefits: CPH Professional liability insurance, Geico insurance, ADP discounts, Office Depot/Office Max discounts, Psychology Today subscription, simplepractice, the chill sessions, therapick.com, therapysites	51.46% 53
Advocacy for the profession	45.63% 47
The Therapist	62.14% 64
Website	36.89% 38
Online education	21.36% 22
Job board	12.62% 13
None	0.97% 1
Other (please specify)	1.94% 2
Total Respondents: 103	

#	OTHER (PLEASE SPECIFY)	DATE
1	desire for LMFTs to be accepted/approved as MediCare providers and better treatment by managed health groups for Imfts	4/27/2017 8:21 AM
2	Local Chapter Presentations	4/26/2017 7:40 PM



### Q110 What CAMFT member benefits do you consider to be least beneficial? (Check all that apply)

Answered: 95 Skipped: 17



ANSWER CHOICES	RESPONSES
Ability to get legal, ethical and business questions answered	3.16% 3
Access to EBSCOhost	17.89% 17
Live educational events - Annual conference, Fall Symposium and workshops	13.68% 13
CAMFT Community	14.74% 14
CounselingCalifornia	16.84% 16
Marketing the profession	17.89% 17
Affinity partner benefits: CPH Professional liability insurance, Geico insurance, ADP discounts, Office Depot/Office Max discounts, Psychology Today subscription, simplepractice, the chill sessions, therapick.com, therapysites	8.42% 8
Advocacy for the profession	7.37% 7
The Therapist	5.26% 5
Website	10.53% 10
Job board	30.53% 29
Online education	4.21% 4
None	34.74% 33
Other (please specify)	5.26% 5
Total Respondents: 95	

#	OTHER (PLEASE SPECIFY)	DATE
1	Political action on social issues. Inappropriate	5/2/2017 10:55 AM
2	I enjoy variety of choice	4/22/2017 10:48 AM
3	All important to various members depending on their needs.	4/22/2017 7:04 AM

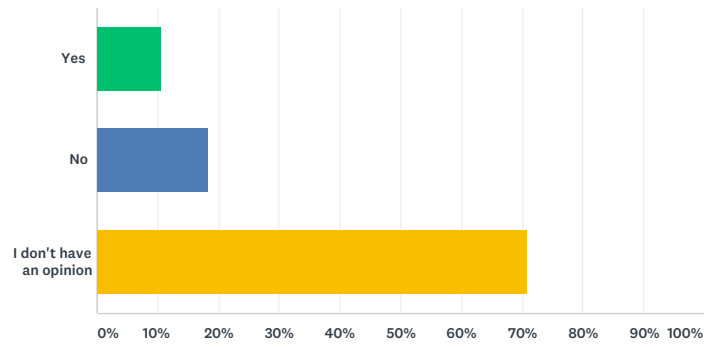
---

4	All very beneficial	4/21/2017 4:54 PM
5	Don't know what some of the above are so can't response	4/21/2017 3:30 PM

---

Q111 Would you want to see CAMFT's logo/graphic identity updated?

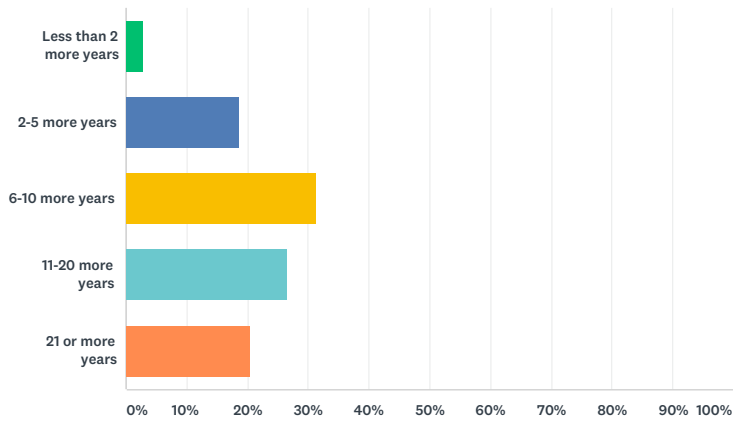
Answered: 103 Skipped: 9



ANSWER CHOICES	RESPONSES	
Yes	10.68%	11
No	18.45%	19
I don't have an opinion	70.87%	73
<b>TOTAL</b>		<b>103</b>

Q112 I expect to be a member of CAMFT:

Answered: 102 Skipped: 10



ANSWER CHOICES	RESPONSES	
Less than 2 more years	2.94%	3
2-5 more years	18.63%	19
6-10 more years	31.37%	32
11-20 more years	26.47%	27
21 or more years	20.59%	21
<b>TOTAL</b>		<b>102</b>

## Q113 Comments/Feedback

Answered: 9 Skipped: 103

#	RESPONSES	DATE
1	Please help increase visibility and educate the public about the qualifications and benefit of our profession through PSAs, multimedia, community outreach, etc.	4/28/2017 10:46 AM
2	i've been pleased with advocacy re LMFT's becoming providers for MediCare, want to see more on Twitter, ---As "repeal and replace" gains more momentum, I would like to see more advocacy from CAMFT. In my opinion, Affordable Care act has benefited LMFTs and taking it away is problematic	4/27/2017 8:21 AM
3	None	4/26/2017 10:30 PM
4	I was a CEU provider through the BBC for many years but found the new Camft program for accreditation cumbersome and expensive. There was no ability offered to be grandfathered in which was very poor planning. Your survey did not ask about private supervision and consultation that is not Intern related. I offer regular skype case consultation for up to 5-6 hours a week with licensed therapists internationally and throughout the U.S.	4/26/2017 7:40 PM
5	question 20, 38 and 80 need to be reworked. Income questions aren't very fair to new licensees the CE provider questions should be revised to include NA all of the above should have been an option for question 38	4/21/2017 7:10 PM
6	I hope my comments help!!! I enjoy your trainings.	4/21/2017 5:49 PM
7	Very thorough....would love to see the results. I am winding down after 36+ years so am slowly moving toward retirement. Fortunate enough to have a successful practice and very appreciative of CAMFT and what they have done to enhance the recognition of LMFTs.	4/21/2017 4:54 PM
8	none	4/21/2017 2:44 PM
9	This survey was way too long	4/21/2017 2:43 PM

### Q114 Additional questions you would like to see in future demographic surveys:

Answered: 7 Skipped: 105

#	RESPONSES	DATE
1	Perhaps more detailed private practice questions	5/5/2017 11:26 AM
2	Give us additional political wording and tweets we can generate... that was great!	4/27/2017 8:21 AM
3	No	4/26/2017 10:30 PM
4	number of clients with insurance turned away by therapists on insurance panels each month Panels have been closed for so long that there limited providers and clients go unseen.	4/21/2017 8:18 PM
5	I supervise in both a university setting and in private practice. Several of your supervision-related questions only allowed me to answer for one of the settings.	4/21/2017 7:44 PM
6	Do you offer pet therapy?	4/21/2017 5:49 PM
7	no	4/21/2017 2:44 PM