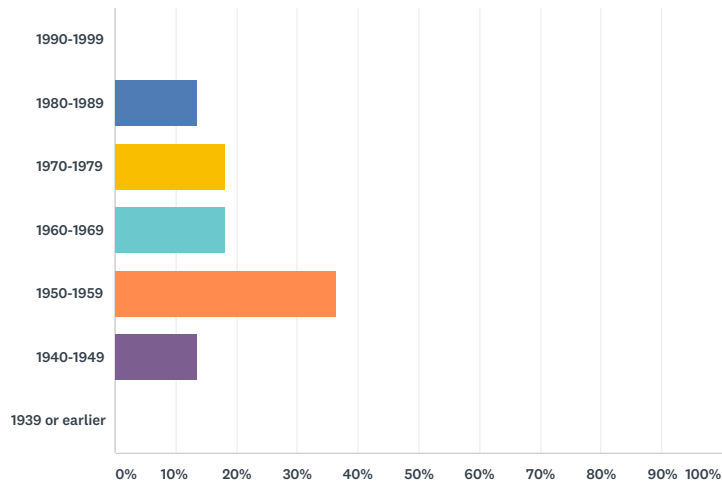


Q1 What year were you born?

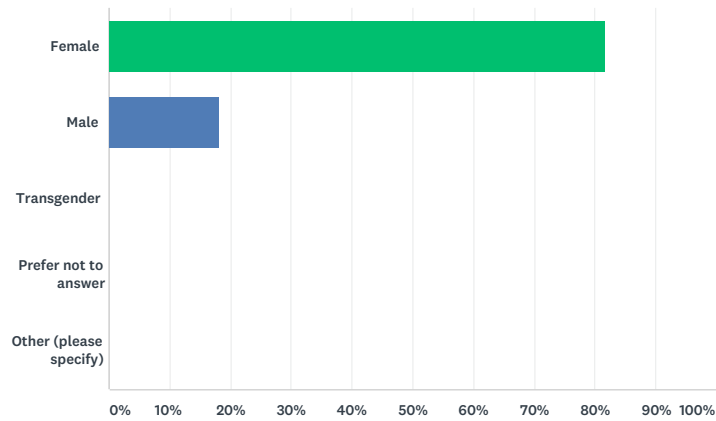
Answered: 22 Skipped: 0



ANSWER CHOICES	RESPONSES	
1990-1999	0.00%	0
1980-1989	13.64%	3
1970-1979	18.18%	4
1960-1969	18.18%	4
1950-1959	36.36%	8
1940-1949	13.64%	3
1939 or earlier	0.00%	0
TOTAL		22

Q2 What is your gender identity?

Answered: 22 Skipped: 0

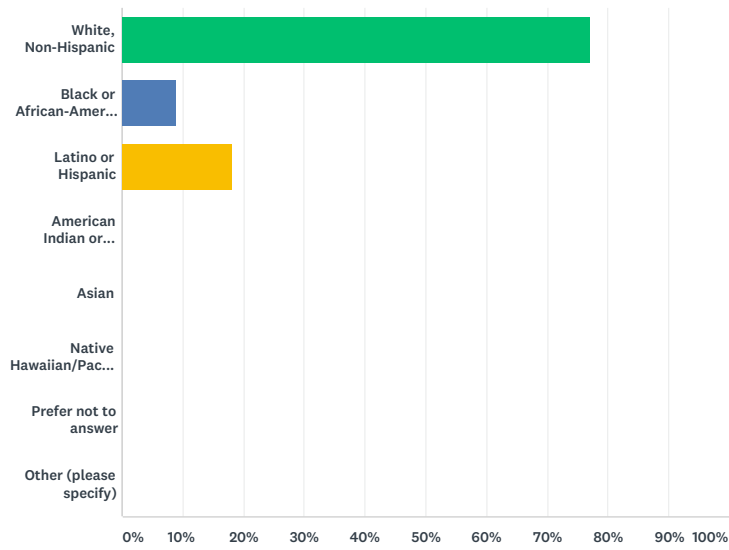


ANSWER CHOICES	RESPONSES	
Female	81.82%	18
Male	18.18%	4
Transgender	0.00%	0
Prefer not to answer	0.00%	0
Other (please specify)	0.00%	0
TOTAL		22

#	OTHER (PLEASE SPECIFY)	DATE
	There are no responses.	

Q3 What is your race/ethnic origin? (Check all that apply)

Answered: 22 Skipped: 0



ANSWER CHOICES	RESPONSES
White, Non-Hispanic	77.27% 17
Black or African-American	9.09% 2
Latino or Hispanic	18.18% 4
American Indian or Alaskan Native	0.00% 0
Asian	0.00% 0
Native Hawaiian/Pacific Islander	0.00% 0
Prefer not to answer	0.00% 0
Other (please specify)	0.00% 0
Total Respondents: 22	

#	OTHER (PLEASE SPECIFY)	DATE
	There are no responses.	

Q4 What language(s) do you speak in addition to English? (Check all that apply)

Answered: 21 Skipped: 1

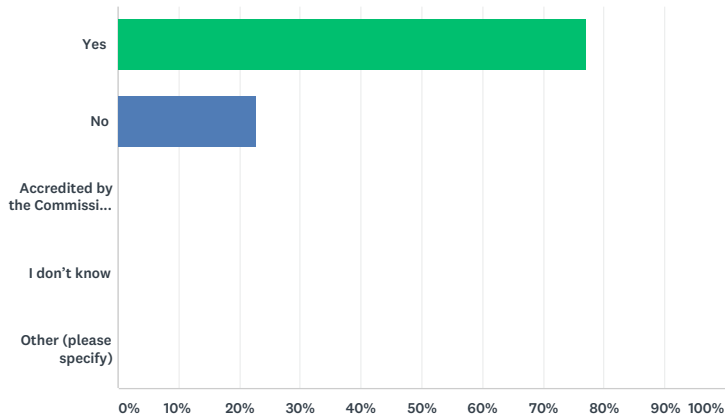


ANSWER CHOICES	RESPONSES	
None	66.67%	14
American Sign	0.00%	0
Arabic	0.00%	0
Chinese	0.00%	0
French	0.00%	0
German	0.00%	0
Italian	0.00%	0
Japanese	0.00%	0
Korean	0.00%	0
Persian	0.00%	0
Portuguese	0.00%	0
Russian	0.00%	0
Spanish	33.33%	7
Tagalog	0.00%	0
Vietnamese	0.00%	0
Other (please specify)	0.00%	0

Total Respondents: 21		
#	OTHER (PLEASE SPECIFY)	DATE
	There are no responses.	

Q5 Did you graduate from a program accredited by the Commission on Accreditation for Marriage and Family Therapists? (COAMFTE)?

Answered: 22 Skipped: 0

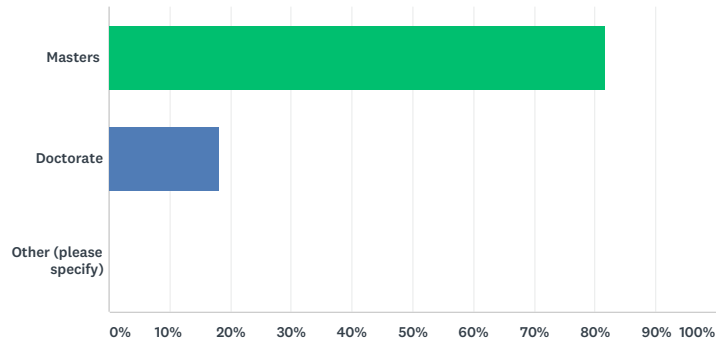


ANSWER CHOICES	RESPONSES	
Yes	77.27%	17
No	22.73%	5
Accredited by the Commission on Accreditation for Marriage and Family Therapy Education (COAMFTE)	0.00%	0
I don't know	0.00%	0
Other (please specify)	0.00%	0
Total Respondents: 22		

#	OTHER (PLEASE SPECIFY)	DATE
	There are no responses.	

Q6 What is the highest relevant degree you have earned related to psychotherapy?

Answered: 22 Skipped: 0

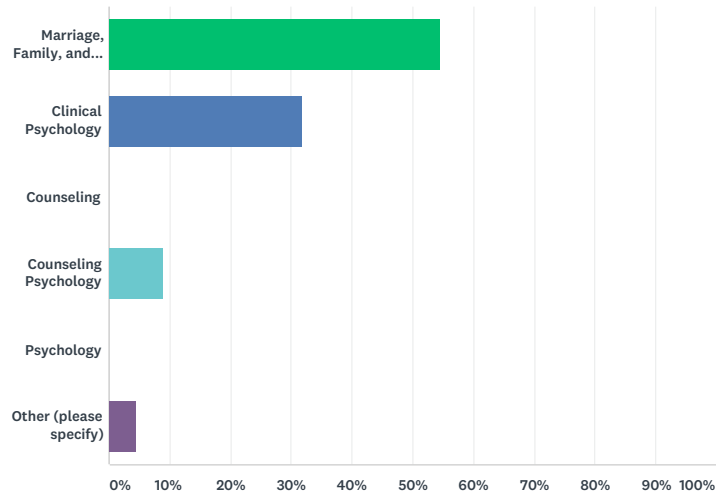


ANSWER CHOICES	RESPONSES	
Masters	81.82%	18
Doctorate	18.18%	4
Other (please specify)	0.00%	0
TOTAL		22

#	OTHER (PLEASE SPECIFY)	DATE
	There are no responses.	

Q7 What is the subject area of your highest relevant degree related to psychotherapy?

Answered: 22 Skipped: 0

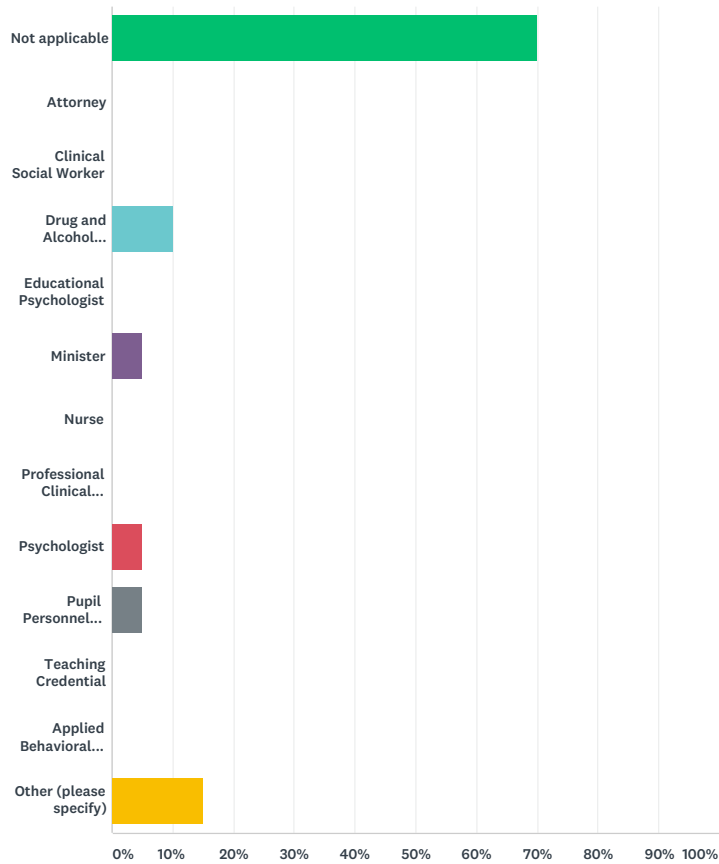


ANSWER CHOICES	RESPONSES
Marriage, Family, and Child Counseling/Marital and Family Therapy	54.55% 12
Clinical Psychology	31.82% 7
Counseling	0.00% 0
Counseling Psychology	9.09% 2
Psychology	0.00% 0
Other (please specify)	4.55% 1
TOTAL	22

#	OTHER (PLEASE SPECIFY)	DATE
1	MFT and Art Therapy	5/11/2017 12:43 PM

Q8 Which additional California credentials/licenses do you hold? (Check all that apply)

Answered: 20 Skipped: 2

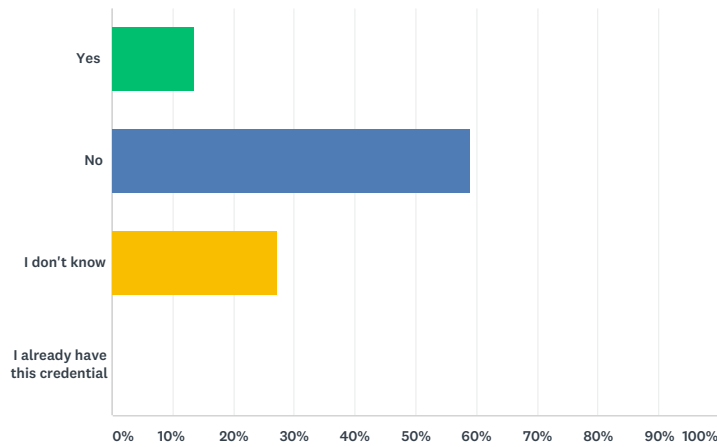


ANSWER CHOICES	RESPONSES	
Not applicable	70.00%	14
Attorney	0.00%	0
Clinical Social Worker	0.00%	0
Drug and Alcohol Counselor	10.00%	2
Educational Psychologist	0.00%	0
Minister	5.00%	1
Nurse	0.00%	0
Professional Clinical Counselor	0.00%	0
Psychologist	5.00%	1
Pupil Personnel Services	5.00%	1
Teaching Credential	0.00%	0
Applied Behavioral Specialist	0.00%	0
Other (please specify)	15.00%	3
Total Respondents: 20		

#	OTHER (PLEASE SPECIFY)	DATE
1	Psychoanalyst	5/11/2017 8:04 AM
2	Community College Counselor	5/9/2017 2:11 PM
3	Clinical Mediator	5/1/2017 7:55 PM

Q9 If a Mental Health Pupil Personnel Services (PPS) credential was created, would you be interested in pursuing it in order to provide counseling to students in public schools?

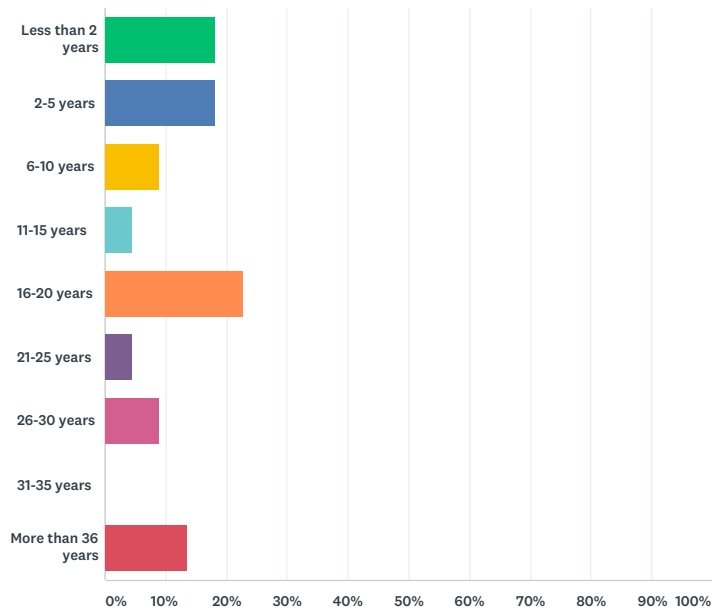
Answered: 22 Skipped: 0



ANSWER CHOICES	RESPONSES	
Yes	13.64%	3
No	59.09%	13
I don't know	27.27%	6
I already have this credential	0.00%	0
TOTAL		22

Q10 How many years have you been licensed as an MFT?

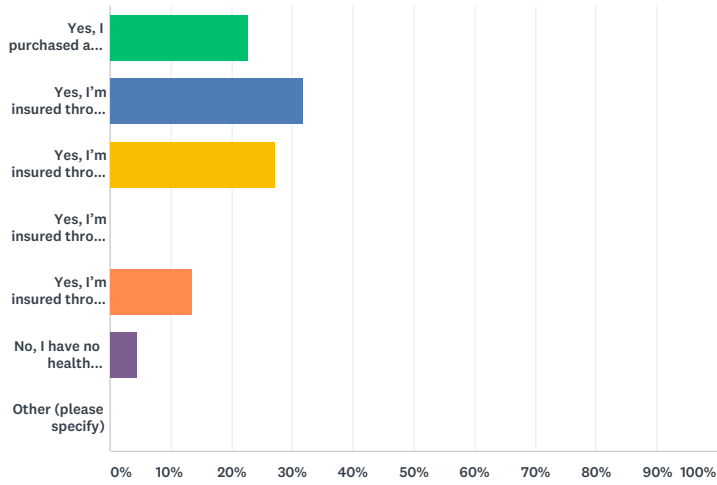
Answered: 22 Skipped: 0



ANSWER CHOICES	RESPONSES	
Less than 2 years	18.18%	4
2-5 years	18.18%	4
6-10 years	9.09%	2
11-15 years	4.55%	1
16-20 years	22.73%	5
21-25 years	4.55%	1
26-30 years	9.09%	2
31-35 years	0.00%	0
More than 36 years	13.64%	3
TOTAL		22

Q11 Do you have health insurance for your personal medical care?

Answered: 22 Skipped: 0

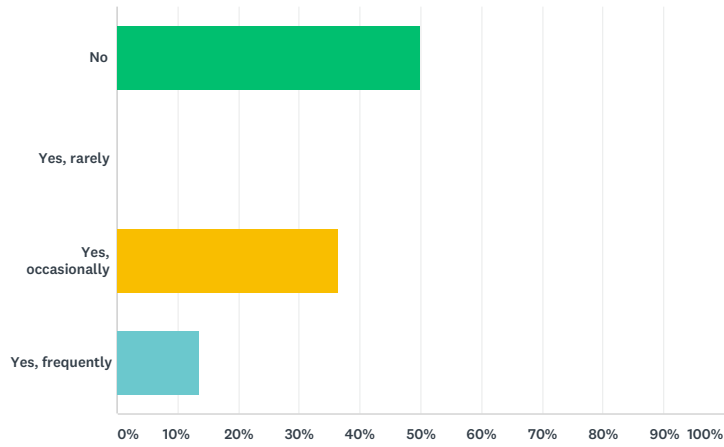


ANSWER CHOICES	RESPONSES	
Yes, I purchased a private plan	22.73%	5
Yes, I'm insured through my employer	31.82%	7
Yes, I'm insured through my spouse/partner	27.27%	6
Yes, I'm insured through CAMFT's guaranteed issue health plan	0.00%	0
Yes, I'm insured through Covered California	13.64%	3
No, I have no health insurance	4.55%	1
Other (please specify)	0.00%	0
TOTAL		22

#	OTHER (PLEASE SPECIFY)	DATE
	There are no responses.	

Q12 Within the last two years, have you received personal psychotherapy?

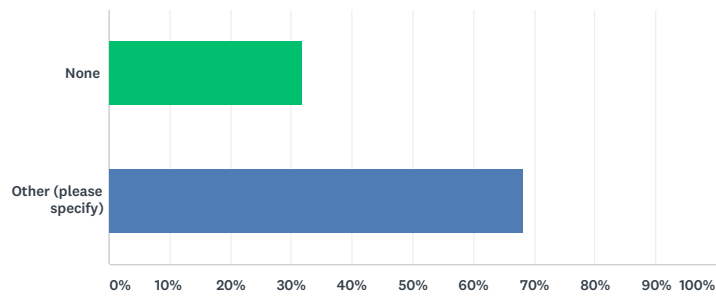
Answered: 22 Skipped: 0



ANSWER CHOICES	RESPONSES	
No	50.00%	11
Yes, rarely	0.00%	0
Yes, occasionally	36.36%	8
Yes, frequently	13.64%	3
TOTAL		22

Q13 What was your career before becoming an LMFT?

Answered: 22 Skipped: 0

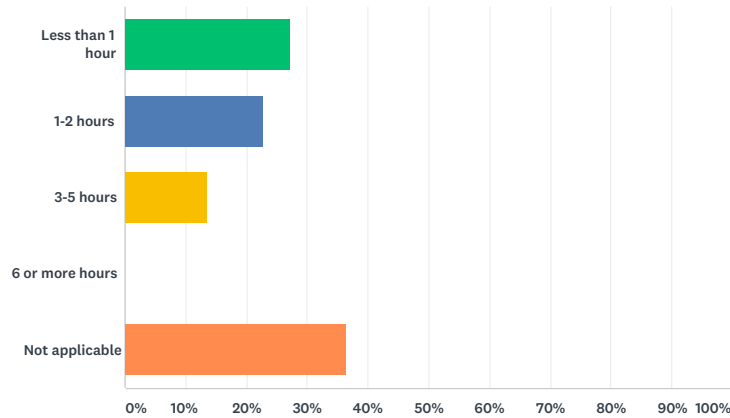


ANSWER CHOICES	RESPONSES
None	31.82% 7
Other (please specify)	68.18% 15
TOTAL	22

#	OTHER (PLEASE SPECIFY)	DATE
1	Child Development Counselor	5/11/2017 12:44 PM
2	Social worker Child abuse unit with Los Angeles County	5/11/2017 8:05 AM
3	Newspaper Editor & Journalist	4/28/2017 10:56 AM
4	Head Start. Health Coordinator	4/27/2017 8:11 AM
5	Waitress	4/26/2017 10:07 PM
6	Business Owner	4/24/2017 9:54 AM
7	Prevention Specialist	4/23/2017 4:00 PM
8	Pest control (it's similar to child counseling)	4/21/2017 9:13 PM
9	Chief Financial Officer	4/21/2017 7:39 PM
10	Clerical worker	4/21/2017 4:16 PM
11	Teacher	4/21/2017 3:48 PM
12	Business Development	4/21/2017 3:26 PM
13	Substitute teacher	4/21/2017 2:48 PM
14	independent record production	4/21/2017 2:36 PM
15	Sales	4/21/2017 2:12 PM

Q14 On average, how many hours per week do you volunteer or provide pro-bono therapy?

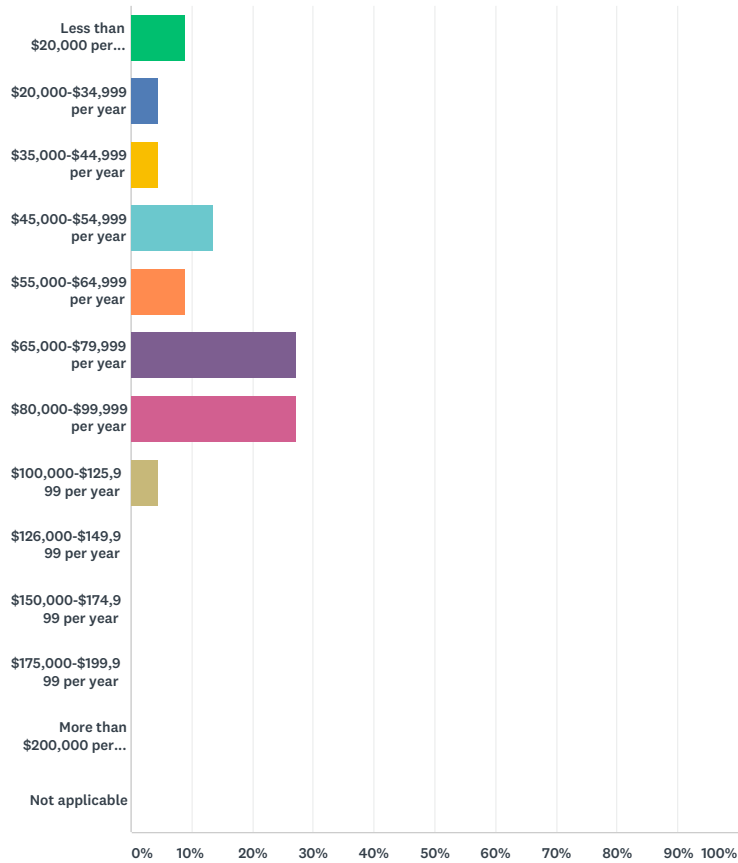
Answered: 22 Skipped: 0



ANSWER CHOICES	RESPONSES	
Less than 1 hour	27.27%	6
1-2 hours	22.73%	5
3-5 hours	13.64%	3
6 or more hours	0.00%	0
Not applicable	36.36%	8
TOTAL		22

Q15 What is your average annual income (before taxes)?

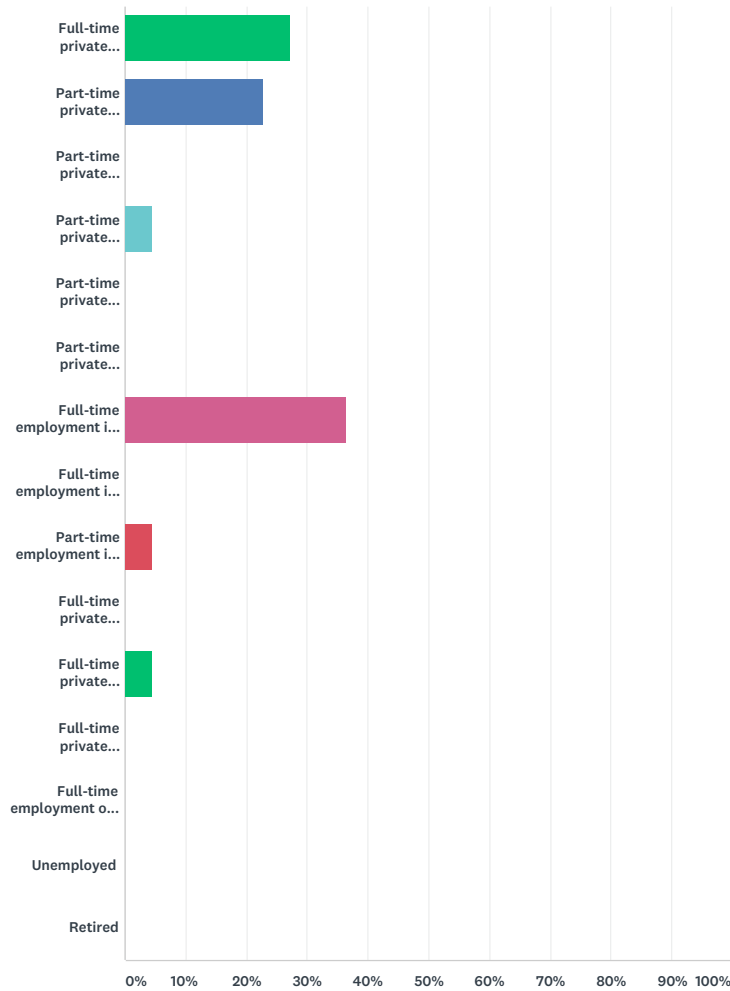
Answered: 22 Skipped: 0



ANSWER CHOICES	RESPONSES	
Less than \$20,000 per year	9.09%	2
\$20,000-\$34,999 per year	4.55%	1
\$35,000-\$44,999 per year	4.55%	1
\$45,000-\$54,999 per year	13.64%	3
\$55,000-\$64,999 per year	9.09%	2
\$65,000-\$79,999 per year	27.27%	6
\$80,000-\$99,999 per year	27.27%	6
\$100,000-\$125,999 per year	4.55%	1
\$126,000-\$149,999 per year	0.00%	0
\$150,000-\$174,999 per year	0.00%	0
\$175,000-\$199,999 per year	0.00%	0
More than \$200,000 per year	0.00%	0
Not applicable	0.00%	0
TOTAL		22

Q16 Which of the following best describes your status? (Note: Full-time is 20 or more hours a week and part-time is fewer than 20 hours a week)

Answered: 22 Skipped: 0



ANSWER CHOICES	RESPONSES
Full-time private practice (20 or more hours per week) only	27.27% 6
Part-time private practice (fewer than 20 hours per week) only	22.73% 5
Part-time private practice and full-time employment in a clinical position	0.00% 0
Part-time private practice and part-time employment in a clinical position	4.55% 1
Part-time private practice and full-time employment in a non-clinical position	0.00% 0
Part-time private practice and part-time employment in a non-clinical position	0.00% 0
Full-time employment in a clinical position (not private practice) only	36.36% 8
Full-time employment in a clinical position (not private practice) and part-time in a non-clinical position	0.00% 0
Part-time employment in a clinical position (not private practice) and part-time employment in a non-clinical position	4.55% 1
Full-time private practice and full-time employment in a clinical position	0.00% 0
Full-time private practice and part-time employment in a clinical position	4.55% 1
Full-time private practice and full-time employment in a non-clinical position	0.00% 0
Full-time employment or in business doing non-clinical work	0.00% 0
Unemployed	0.00% 0
Retired	0.00% 0
TOTAL	22

Q17 Do you work in any of the following settings? (Check all that apply)

Answered: 0 Skipped: 22

⚠ No matching responses.

ANSWER CHOICES	RESPONSES
College or University	0.00% 0
Hospital/Licensed health facility	0.00% 0
Managed care company including HMO, PPO, EAP, etc.	0.00% 0
Group practice/professional corporation	0.00% 0
Non-profit or charitable corporation	0.00% 0
Outpatient clinic	0.00% 0
Residential treatment facility	0.00% 0
School (K-12)	0.00% 0
Other (please specify)	0.00% 0
Total Respondents: 0	

#	OTHER (PLEASE SPECIFY)	DATE
	There are no responses.	

Q18 Do you work in any of the following settings? (Check all that apply)

Answered: 0 Skipped: 22

⚠ No matching responses.

ANSWER CHOICES	RESPONSES	
California Department of Social Services	0.00%	0
California Public Health Service	0.00%	0
California State Department of Corrections and Rehabilitation	0.00%	0
California State Psychiatric Hospital	0.00%	0
California Youth Authority	0.00%	0
Child Protective Services or its equivalent	0.00%	0
Correctional Treatment Facility	0.00%	0
County Mental Health	0.00%	0
County Probation	0.00%	0
County Psychiatric Facility	0.00%	0
Department of Defense	0.00%	0
Local, state, or federal government	0.00%	0
Family Court Services	0.00%	0
U.S. Department of Health Services	0.00%	0
U.S. Department of Veterans Affairs	0.00%	0
Not applicable	0.00%	0
Other (please specify)	0.00%	0
Total Respondents: 0		

#	OTHER (PLEASE SPECIFY)	DATE
	There are no responses.	

Q19 What are your duties? (Check all that apply)

Answered: 0 Skipped: 22

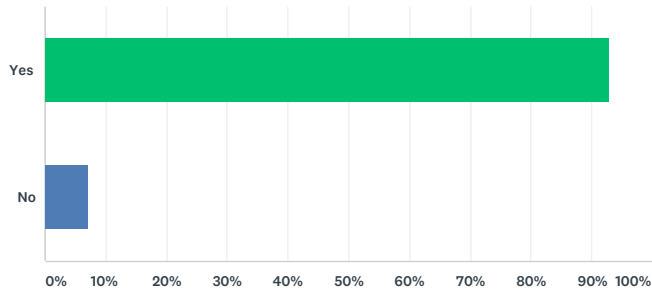
 No matching responses.

ANSWER CHOICES	RESPONSES
Administration	0.00% 0
Adoptions	0.00% 0
Case management	0.00% 0
Child abuse investigations	0.00% 0
Child custody investigations	0.00% 0
Community prevention/education	0.00% 0
Education	0.00% 0
Intakes/referrals	0.00% 0
Mediation	0.00% 0
Social services	0.00% 0
Provide counseling or psychotherapy	0.00% 0
Other (please specify)	0.00% 0
Total Respondents: 0	

#	OTHER (PLEASE SPECIFY)	DATE
	There are no responses.	

Q20 Do you consider your private practice your primary career/occupation and source of income?

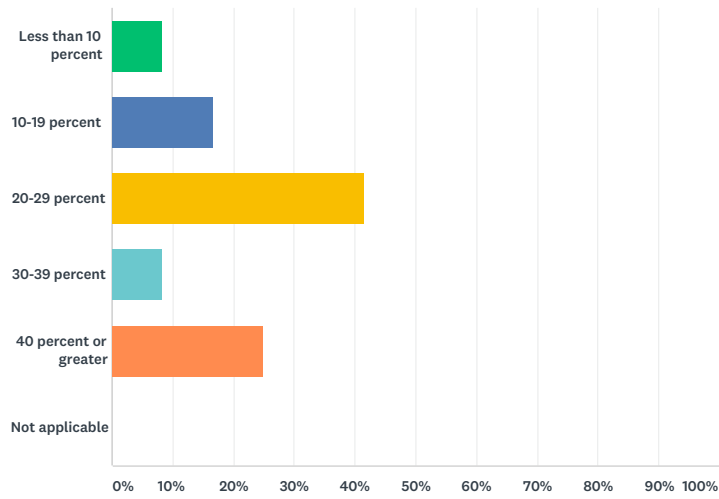
Answered: 14 Skipped: 8



ANSWER CHOICES	RESPONSES	
Yes	92.86%	13
No	7.14%	1
TOTAL		14

Q21 What percentage of your gross income goes to overhead?

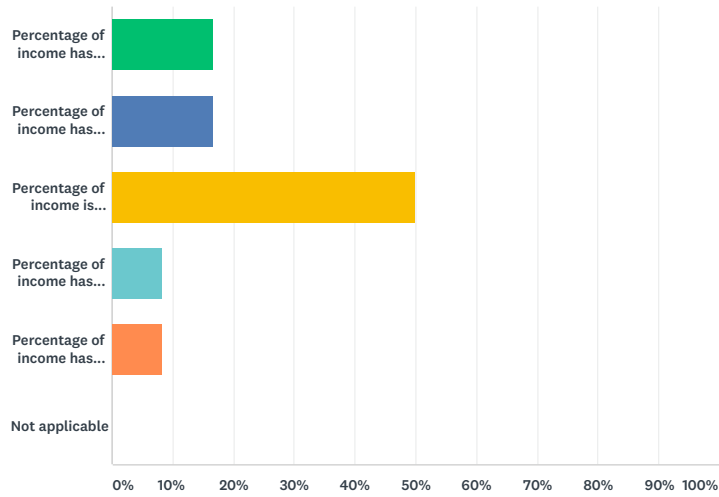
Answered: 12 Skipped: 10



ANSWER CHOICES	RESPONSES	
Less than 10 percent	8.33%	1
10-19 percent	16.67%	2
20-29 percent	41.67%	5
30-39 percent	8.33%	1
40 percent or greater	25.00%	3
Not applicable	0.00%	0
TOTAL		12

Q22 Have you experienced any changes in your earnings from providing psychotherapy within the past two years?

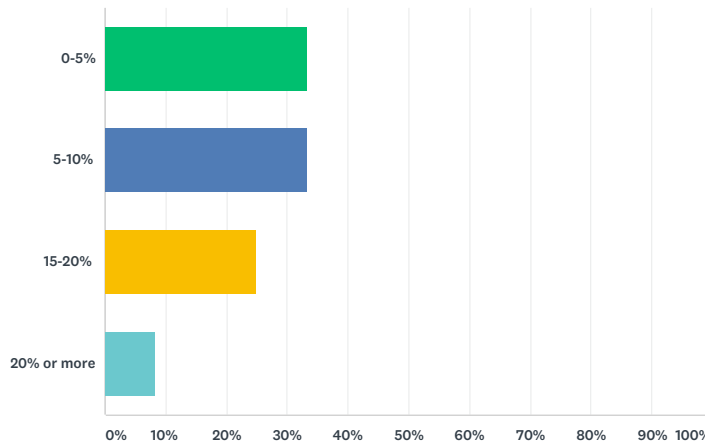
Answered: 12 Skipped: 10



ANSWER CHOICES	RESPONSES	
Percentage of income has increased significantly	16.67%	2
Percentage of income has increased somewhat	16.67%	2
Percentage of income is approximately the same	50.00%	6
Percentage of income has decreased somewhat	8.33%	1
Percentage of income has decreased significantly	8.33%	1
Not applicable	0.00%	0
TOTAL		12

Q23 How much has your overhead increased in the last five years?

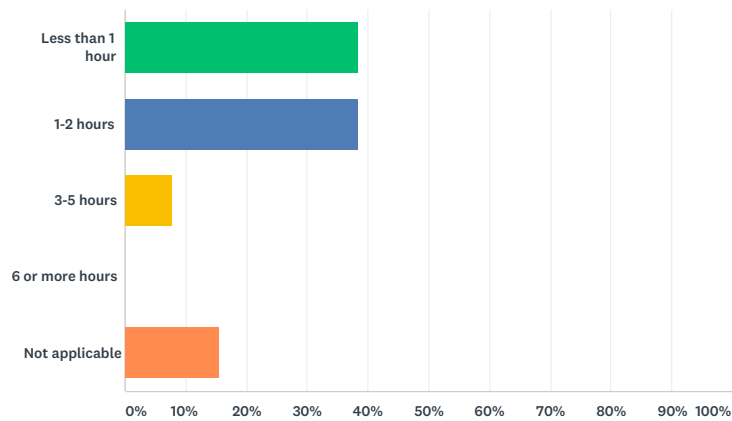
Answered: 12 Skipped: 10



ANSWER CHOICES	RESPONSES	
0-5%	33.33%	4
5-10%	33.33%	4
15-20%	25.00%	3
20% or more	8.33%	1
TOTAL		12

Q24 On average, what is the average number of hours per week spent marketing/promoting services?

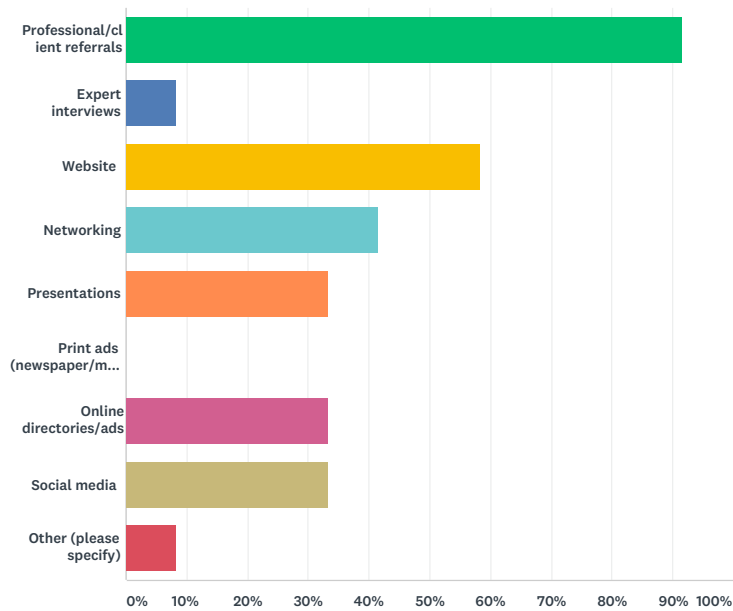
Answered: 13 Skipped: 9



ANSWER CHOICES	RESPONSES	
Less than 1 hour	38.46%	5
1-2 hours	38.46%	5
3-5 hours	7.69%	1
6 or more hours	0.00%	0
Not applicable	15.38%	2
TOTAL		13

Q25 How do you market/promote your services? (Check all that apply)

Answered: 12 Skipped: 10

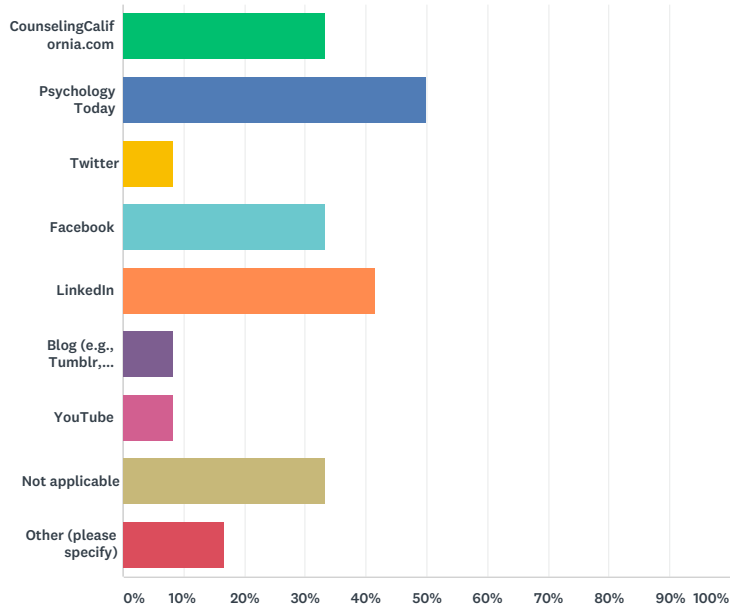


ANSWER CHOICES	RESPONSES	
Professional/client referrals	91.67%	11
Expert interviews	8.33%	1
Website	58.33%	7
Networking	41.67%	5
Presentations	33.33%	4
Print ads (newspaper/magazines/newsletters, etc.)	0.00%	0
Online directories/ads	33.33%	4
Social media	33.33%	4
Other (please specify)	8.33%	1
Total Respondents: 12		

#	OTHER (PLEASE SPECIFY)	DATE
1	Insurance panel referrals	4/27/2017 8:14 AM

Q26 Which online directories or social media outlets do you use to promote your services? (Check all that apply)

Answered: 12 Skipped: 10

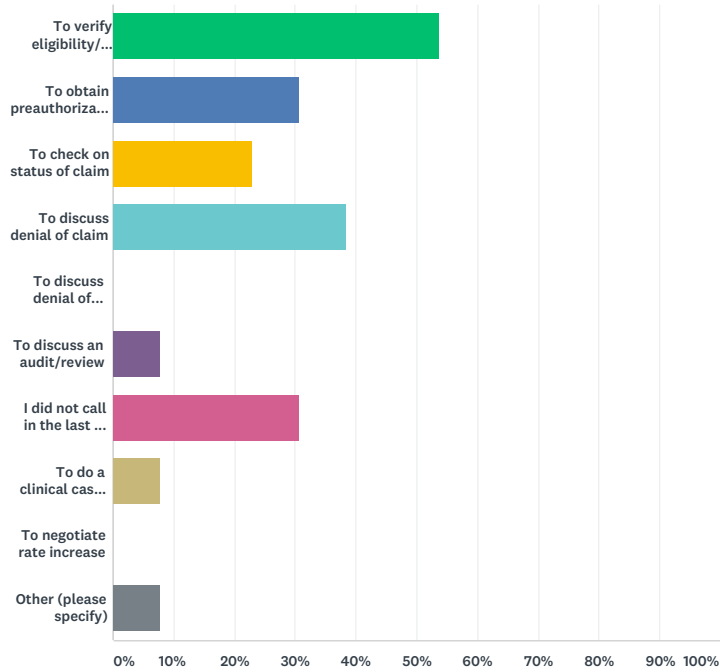


ANSWER CHOICES	RESPONSES
CounselingCalifornia.com	33.33% 4
Psychology Today	50.00% 6
Twitter	8.33% 1
Facebook	33.33% 4
LinkedIn	41.67% 5
Blog (e.g., Tumblr, Wordpress, Blogger, etc.)	8.33% 1
YouTube	8.33% 1
Not applicable	33.33% 4
Other (please specify)	16.67% 2
Total Respondents: 12	

#	OTHER (PLEASE SPECIFY)	DATE
1	Somatic Experiencing Website	4/21/2017 7:44 PM
2	Website	4/21/2017 3:29 PM

Q27 If you have called an insurance plan in the last 6 months, what was the reason for the call?

Answered: 13 Skipped: 9

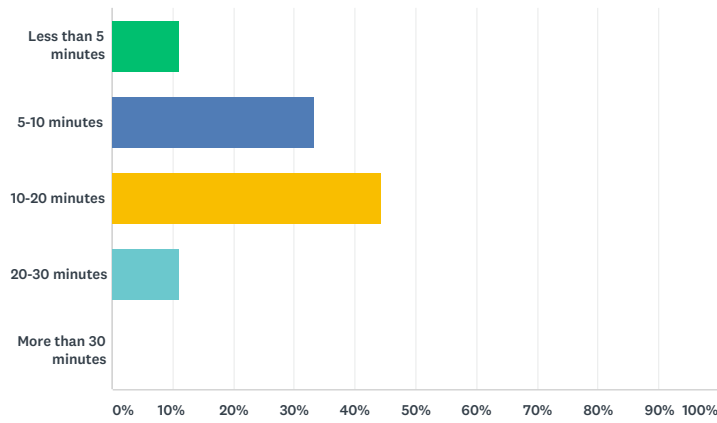


ANSWER CHOICES	RESPONSES	
To verify eligibility/benefits	53.85%	7
To obtain preauthorization	30.77%	4
To check on status of claim	23.08%	3
To discuss denial of claim	38.46%	5
To discuss denial of services	0.00%	0
To discuss an audit/review	7.69%	1
I did not call in the last 6 months	30.77%	4
To do a clinical case review	7.69%	1
To negotiate rate increase	0.00%	0
Other (please specify)	7.69%	1
Total Respondents: 13		

#	OTHER (PLEASE SPECIFY)	DATE
1	credentialing issues	4/21/2017 7:45 PM

Q28 Approximately how long did you wait to speak to a representative?

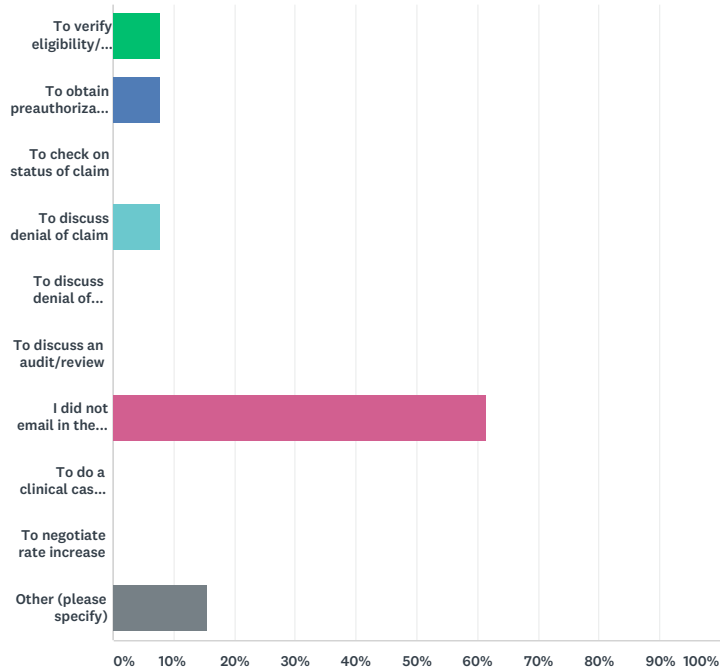
Answered: 9 Skipped: 13



ANSWER CHOICES	RESPONSES	
Less than 5 minutes	11.11%	1
5-10 minutes	33.33%	3
10-20 minutes	44.44%	4
20-30 minutes	11.11%	1
More than 30 minutes	0.00%	0
TOTAL		9

Q29 If you have emailed an insurance plan in the last 6 months, what was the reason for the email?

Answered: 13 Skipped: 9

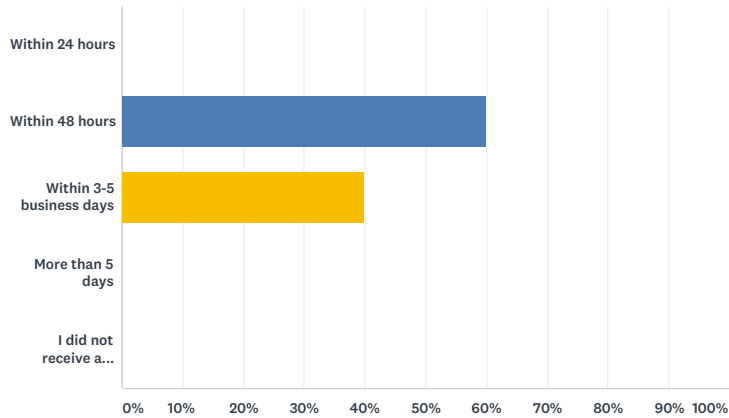


ANSWER CHOICES	RESPONSES
To verify eligibility/benefits	7.69% 1
To obtain preauthorization	7.69% 1
To check on status of claim	0.00% 0
To discuss denial of claim	7.69% 1
To discuss denial of services	0.00% 0
To discuss an audit/review	0.00% 0
I did not email in the last 6 months	61.54% 8
To do a clinical case review	0.00% 0
To negotiate rate increase	0.00% 0
Other (please specify)	15.38% 2
Total Respondents: 13	

#	OTHER (PLEASE SPECIFY)	DATE
1	To change practice address	5/9/2017 2:14 PM
2	credentialing update	4/21/2017 7:45 PM

Q30 Approximately how long before you received a response from the insurance plan?

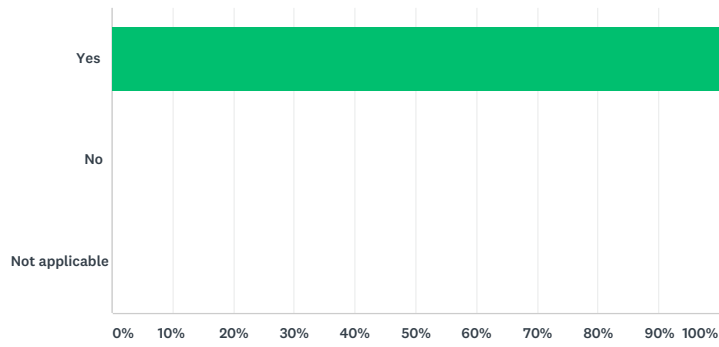
Answered: 5 Skipped: 17



ANSWER CHOICES	RESPONSES	
Within 24 hours	0.00%	0
Within 48 hours	60.00%	3
Within 3-5 business days	40.00%	2
More than 5 days	0.00%	0
I did not receive a response	0.00%	0
TOTAL		5

Q31 Did you receive a successful answer or resolution to the issue?

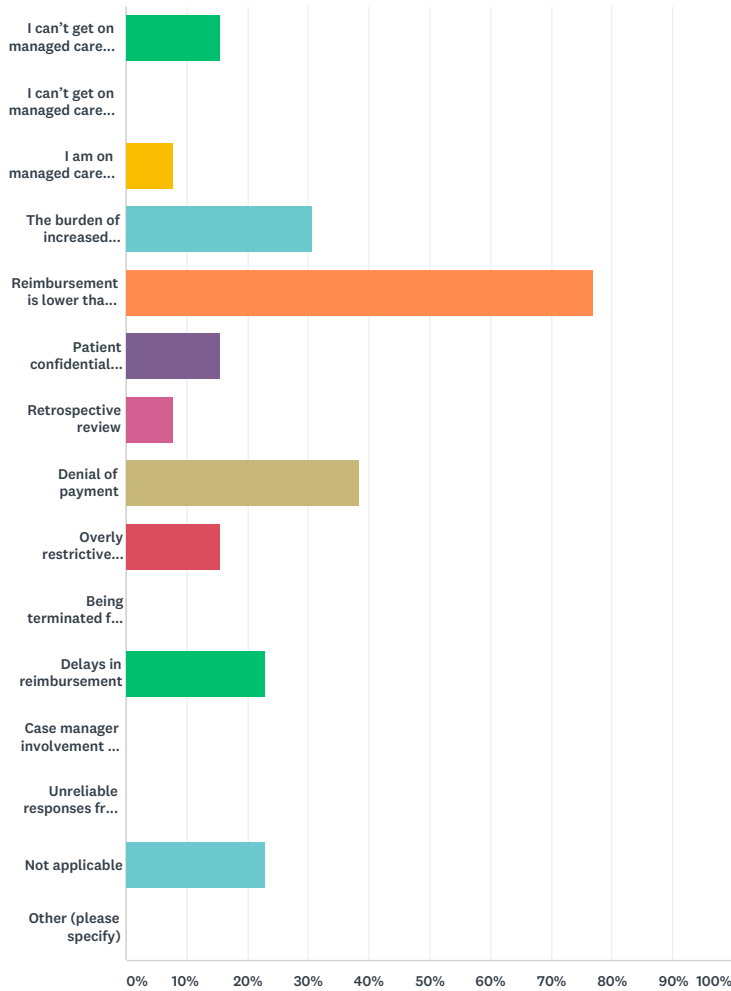
Answered: 5 Skipped: 17



ANSWER CHOICES	RESPONSES	
Yes	100.00%	5
No	0.00%	0
Not applicable	0.00%	0
TOTAL		5

Q32 What are your greatest problems in dealing with managed care companies? (select top three problems)

Answered: 13 Skipped: 9

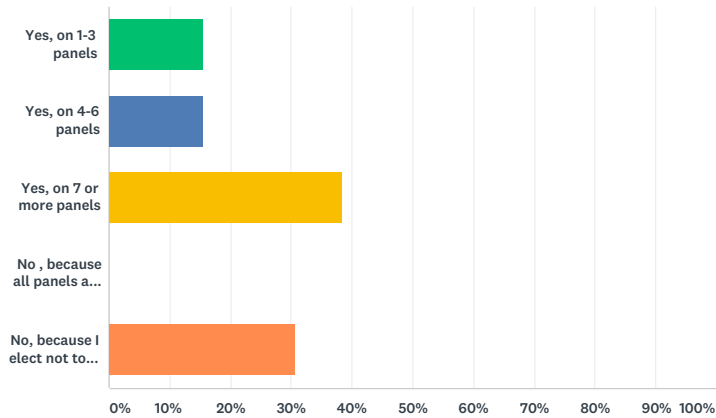


ANSWER CHOICES		RESPONSES	
I can't get on managed care panels because they are filled		15.38%	2
I can't get on managed care panels because they don't take LMFTs		0.00%	0
I am on managed care panels but receive no referrals		7.69%	1
The burden of increased paperwork		30.77%	4
Reimbursement is lower than my usual and customary fees		76.92%	10
Patient confidentiality is compromised		15.38%	2
Retrospective review		7.69%	1
Denial of payment		38.46%	5
Overly restrictive limitations on the amount of treatment authorized		15.38%	2
Being terminated from panels		0.00%	0
Delays in reimbursement		23.08%	3
Case manager involvement in treatment decisions		0.00%	0
Unreliable responses from case managers/revolving door of case managers		0.00%	0
Not applicable		23.08%	3
Other (please specify)		0.00%	0
Total Respondents: 13			
#	OTHER (PLEASE SPECIFY)	DATE	

There are no responses.

Q33 Are you a provider on PPO, HMO, EAP, or other managed care panels?

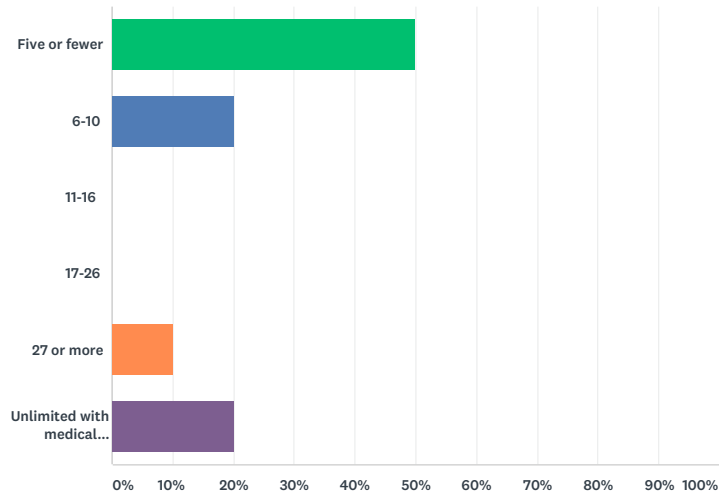
Answered: 13 Skipped: 9



ANSWER CHOICES	RESPONSES	
Yes, on 1-3 panels	15.38%	2
Yes, on 4-6 panels	15.38%	2
Yes, on 7 or more panels	38.46%	5
No, because all panels are filled	0.00%	0
No, because I elect not to participate	30.77%	4
TOTAL		13

Q34 How often have you found it necessary to contact managed care companies to pre-authorize services?

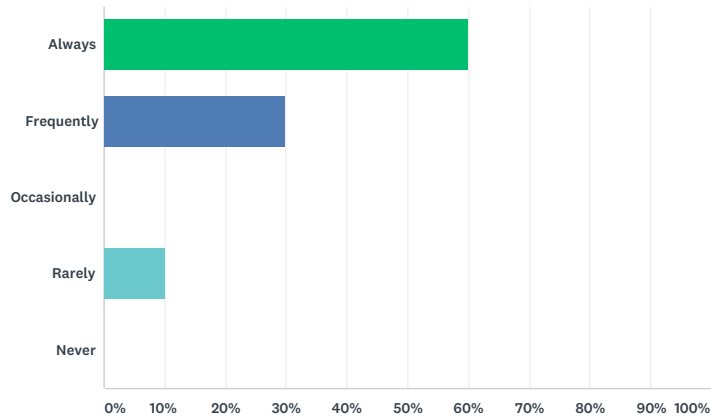
Answered: 10 Skipped: 12



ANSWER CHOICES	RESPONSES	
Five or fewer	50.00%	5
6-10	20.00%	2
11-16	0.00%	0
17-26	0.00%	0
27 or more	10.00%	1
Unlimited with medical necessity	20.00%	2
TOTAL		10

Q35 When pre-authorization is required, how often have you successfully obtained the desired authorization for services?

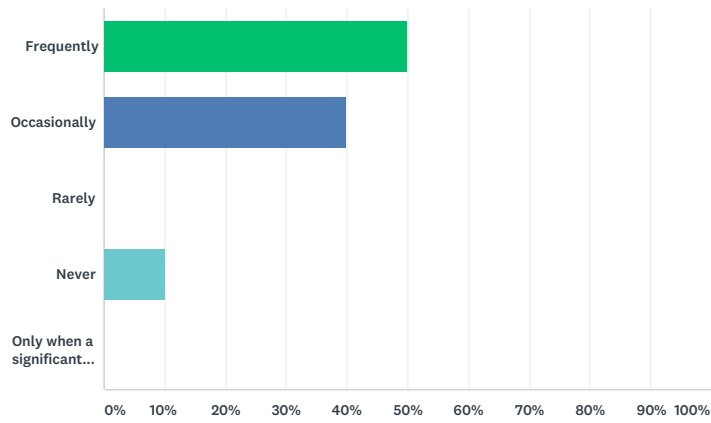
Answered: 10 Skipped: 12



ANSWER CHOICES	RESPONSES	
Always	60.00%	6
Frequently	30.00%	3
Occasionally	0.00%	0
Rarely	10.00%	1
Never	0.00%	0
TOTAL		10

Q36 Do you advocate for continued treatment for your clients?

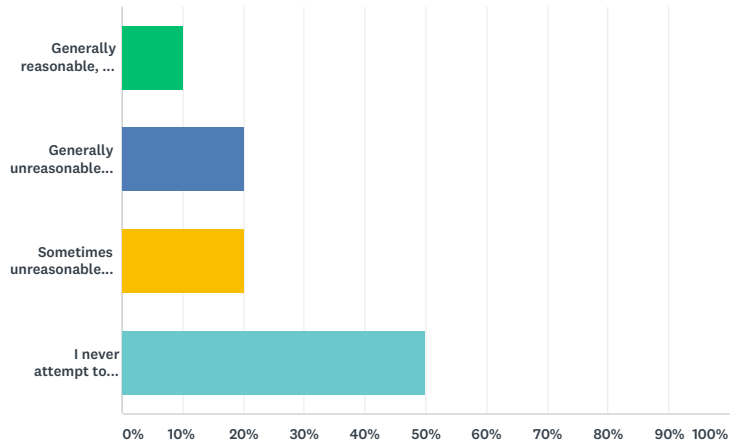
Answered: 10 Skipped: 12



ANSWER CHOICES	RESPONSES	
Frequently	50.00%	5
Occasionally	40.00%	4
Rarely	0.00%	0
Never	10.00%	1
Only when a significant argument can be made for medical necessity	0.00%	0
TOTAL		10

Q37 In your experience, which of the following applies to the terms and conditions of managed care contracts?

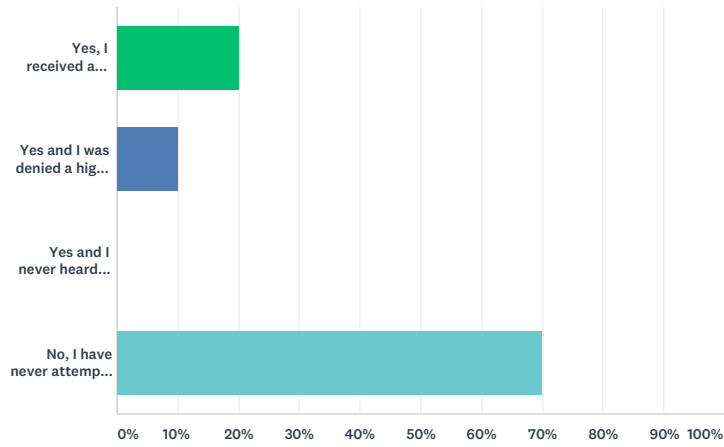
Answered: 10 Skipped: 12



ANSWER CHOICES	RESPONSES	
Generally reasonable, and I sign without significant negotiation	10.00%	1
Generally unreasonable and difficult to negotiate	20.00%	2
Sometimes unreasonable, but often negotiable	20.00%	2
I never attempt to negotiate the terms of a managed care contract	50.00%	5
TOTAL		10

Q38 Have you ever negotiated with a managed care company for an increase in your reimbursement?

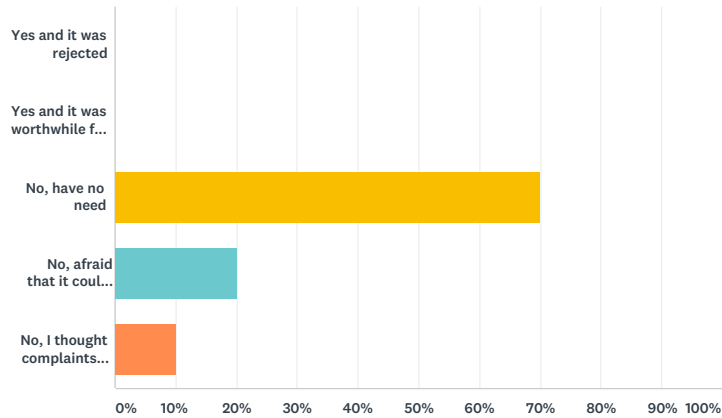
Answered: 10 Skipped: 12



ANSWER CHOICES	RESPONSES	
Yes, I received a higher reimbursement rate	20.00%	2
Yes and I was denied a higher reimbursement rate	10.00%	1
Yes and I never heard back from the insurance company	0.00%	0
No, I have never attempted to negotiate an increase in reimbursement	70.00%	7
TOTAL		10

Q39 Have you filed a complaint with the Department of Managed Health Care against a managed care company?

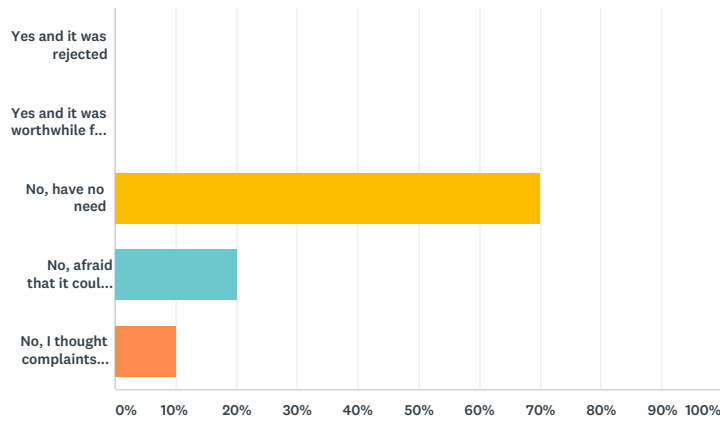
Answered: 10 Skipped: 12



ANSWER CHOICES	RESPONSES
Yes and it was rejected	0.00% 0
Yes and it was worthwhile for the patient and me	0.00% 0
No, have no need	70.00% 7
No, afraid that it could negatively impact me	20.00% 2
No, I thought complaints could only be made by patients	10.00% 1
TOTAL	10

Q40 Have you filed a complaint with the Department of Insurance?

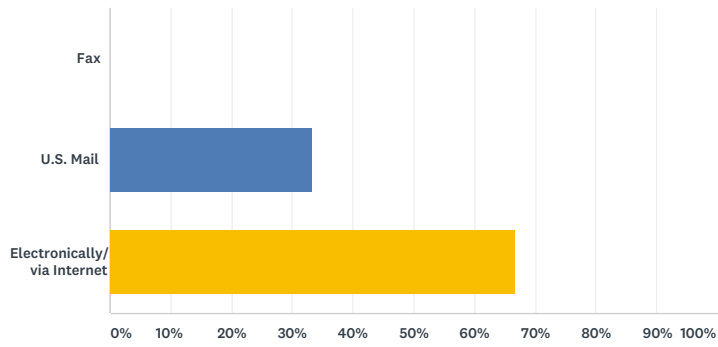
Answered: 10 Skipped: 12



ANSWER CHOICES	RESPONSES	
Yes and it was rejected	0.00%	0
Yes and it was worthwhile for patient and me	0.00%	0
No, have no need	70.00%	7
No, afraid that it could negatively impact me	20.00%	2
No, I thought complaints could only be made by patients	10.00%	1
TOTAL		10

Q41 How do you submit billing to insurance plans?

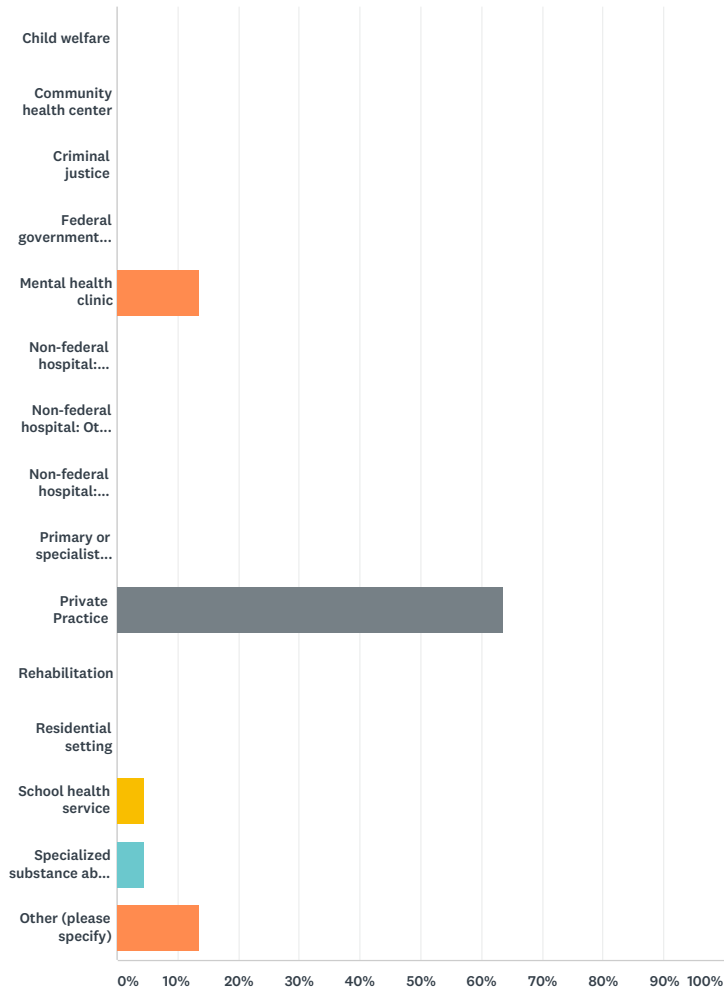
Answered: 9 Skipped: 13



ANSWER CHOICES	RESPONSES	
Fax	0.00%	0
U.S. Mail	33.33%	3
Electronically/via Internet	66.67%	6
TOTAL		9

Q42 Which best describes the type of setting that most closely corresponds to your primary patient care practice location?

Answered: 22 Skipped: 0



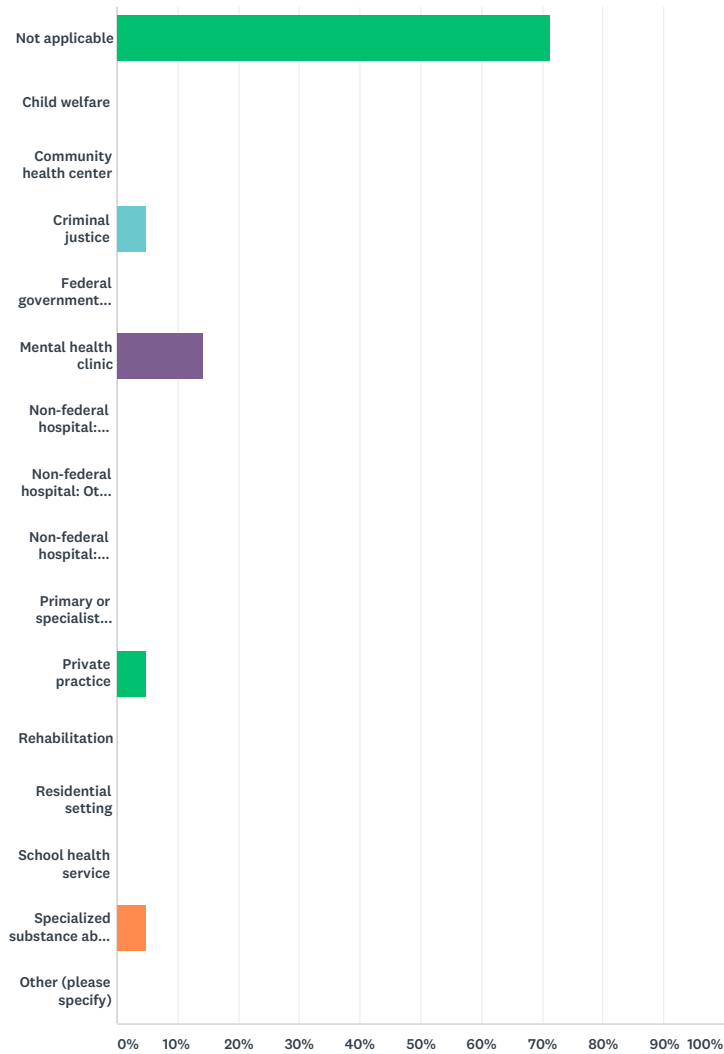
ANSWER CHOICES	RESPONSES
Child welfare	0.00% 0
Community health center	0.00% 0
Criminal justice	0.00% 0
Federal government hospital	0.00% 0
Mental health clinic	13.64% 3
Non-federal hospital: General Medicine	0.00% 0
Non-federal hospital: Other (e.g., nursing home unit)	0.00% 0
Non-federal hospital: Psychiatric	0.00% 0
Primary or specialist medical care	0.00% 0
Private Practice	63.64% 14
Rehabilitation	0.00% 0
Residential setting	0.00% 0
School health service	4.55% 1
Specialized substance abuse treatment facility	4.55% 1
Other (please specify)	13.64% 3
TOTAL	22

#	OTHER (PLEASE SPECIFY)	DATE
---	------------------------	------

1	Military	5/11/2017 12:45 PM
2	Consultation and research	4/26/2017 4:14 PM
3	EAP services to USPS	4/22/2017 2:56 PM

Q43 Which best describes the type of setting that most closely corresponds to your secondary patient care practice location?

Answered: 21 Skipped: 1

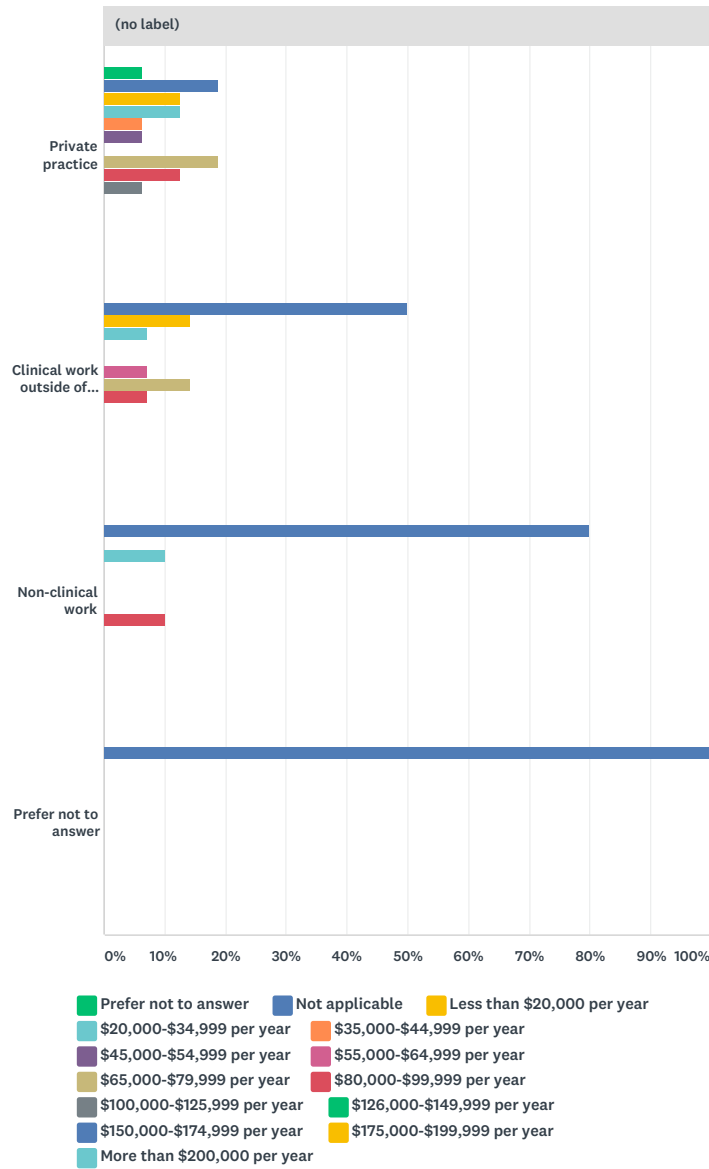


ANSWER CHOICES	RESPONSES	
Not applicable	71.43%	15
Child welfare	0.00%	0
Community health center	0.00%	0
Criminal justice	4.76%	1
Federal government hospital	0.00%	0
Mental health clinic	14.29%	3
Non-federal hospital: General Medicine	0.00%	0
Non-federal hospital: Other (e.g., nursing home unit)	0.00%	0
Non-federal hospital: Psychiatric	0.00%	0
Primary or specialist medical care	0.00%	0
Private practice	4.76%	1
Rehabilitation	0.00%	0
Residential setting	0.00%	0
School health service	0.00%	0
Specialized substance abuse treatment facility	4.76%	1
Other (please specify)	0.00%	0

TOTAL		21
#	OTHER (PLEASE SPECIFY)	DATE
	There are no responses.	

Q44 What is your average annual income (before taxes) from:(Note: please provide information for all that apply)

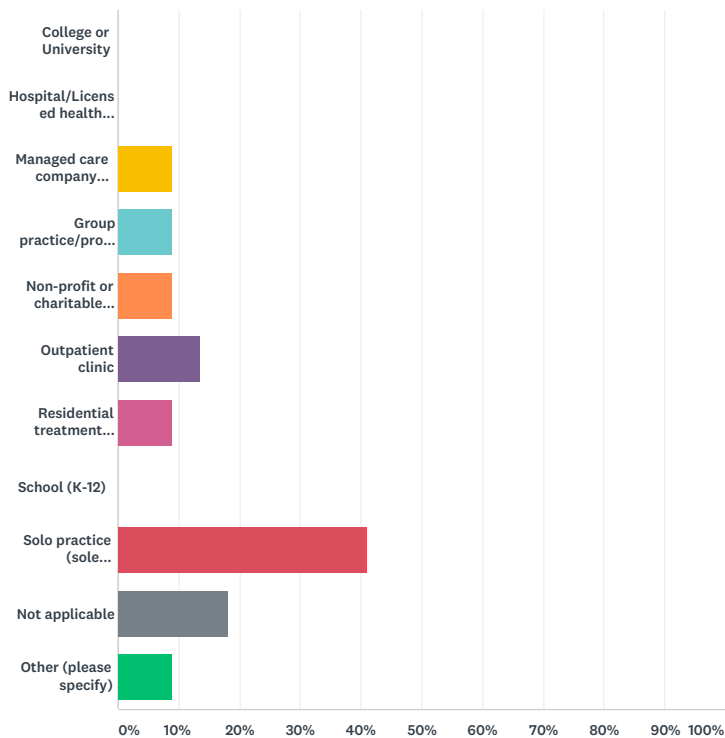
Answered: 21 Skipped: 1



(no label)	PREFER NOT TO ANSWER	NOT APPLICABLE	LESS THAN \$20,000 PER YEAR	\$20,000-\$34,999 PER YEAR	\$35,000-\$44,999 PER YEAR	\$45,000-\$54,999 PER YEAR	\$55,000-\$64,999 PER YEAR	\$65,000-\$79,999 PER YEAR	\$80,000-\$99,999 PER YEAR	\$100,000-\$125,999 PER YEAR	\$126,000-\$149,999 PER YEAR	\$150,000-\$174,999 PER YEAR	\$175,000-\$199,999 PER YEAR	\$195,000-\$219,999 PER YEAR
Private practice	6.25% 1	18.75% 3	12.50% 2	12.50% 2	6.25% 1	6.25% 1	0.00% 0	18.75% 3	12.50% 2	6.25% 1	0.00% 0	0.00% 0	0.00% 0	0
Clinical work outside of private practice	0.00% 0	50.00% 7	14.29% 2	7.14% 1	0.00% 0	0.00% 0	7.14% 1	14.29% 2	7.14% 1	0.00% 0	0.00% 0	0.00% 0	0.00% 0	0
Non-clinical work	0.00% 0	80.00% 8	0.00% 0	10.00% 1	0.00% 0	0.00% 0	0.00% 0	0.00% 0	10.00% 1	0.00% 0	0.00% 0	0.00% 0	0.00% 0	0
Prefer not to answer	0.00% 0	100.00% 2	0.00% 0	0.00% 0	0.00% 0	0.00% 0	0.00% 0	0.00% 0	0.00% 0	0.00% 0	0.00% 0	0.00% 0	0.00% 0	0

Q45 Do you work in any of the following settings? (Check all that apply)

Answered: 22 Skipped: 0

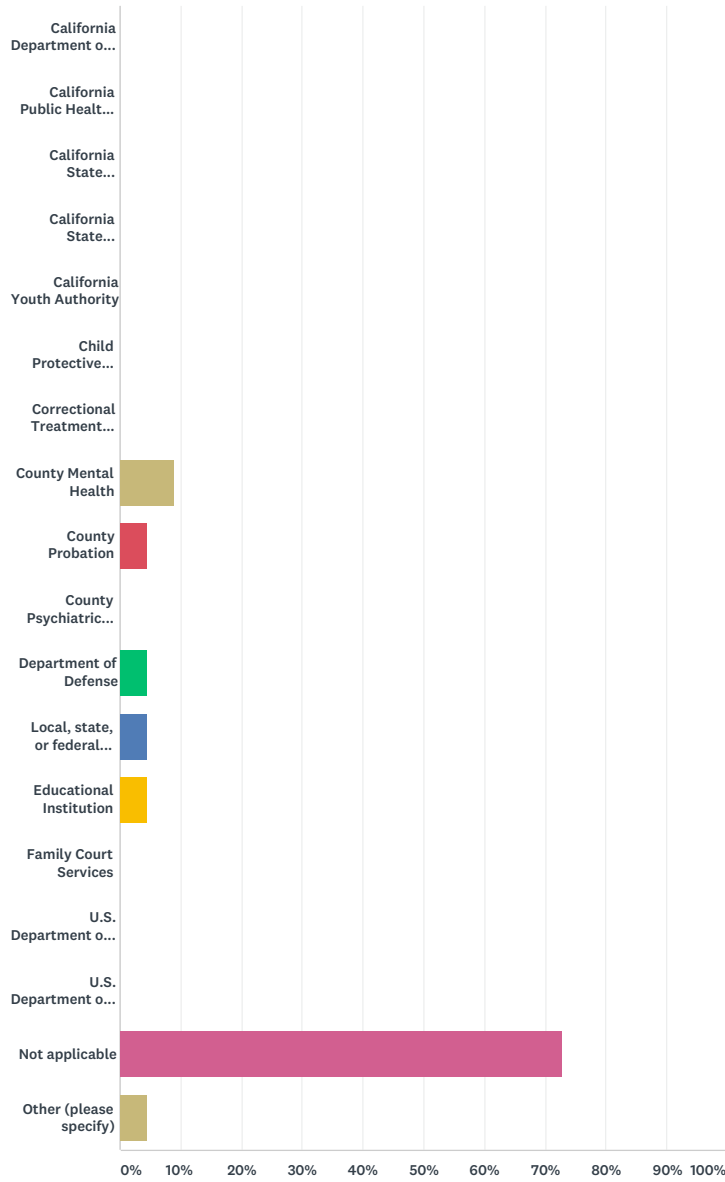


ANSWER CHOICES	RESPONSES
College or University	0.00% 0
Hospital/Licensed health facility	0.00% 0
Managed care company including HMO, PPO, EAP, etc.	9.09% 2
Group practice/professional corporation	9.09% 2
Non-profit or charitable corporation	9.09% 2
Outpatient clinic	13.64% 3
Residential treatment facility	9.09% 2
School (K-12)	0.00% 0
Solo practice (sole proprietor or solo professional corporation)	40.91% 9
Not applicable	18.18% 4
Other (please specify)	9.09% 2
Total Respondents: 22	

#	OTHER (PLEASE SPECIFY)	DATE
1	Military Base	5/11/2017 12:46 PM
2	County Mental Health	4/24/2017 10:55 AM

Q46 Do you work in any of the following settings? (Check all that apply)

Answered: 22 Skipped: 0



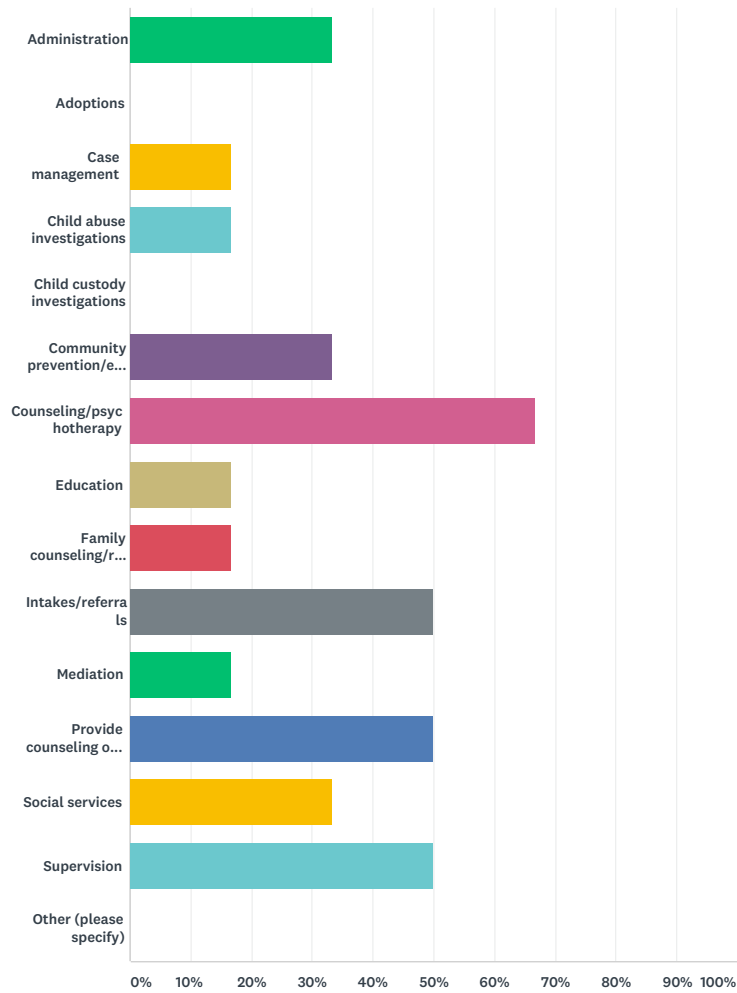
ANSWER CHOICES	RESPONSES	
California Department of Social Services	0.00%	0
California Public Health Service	0.00%	0
California State Department of Corrections and Rehabilitation	0.00%	0
California State Psychiatric Hospital	0.00%	0
California Youth Authority	0.00%	0
Child Protective Services or its equivalent	0.00%	0
Correctional Treatment Facility	0.00%	0
County Mental Health	9.09%	2
County Probation	4.55%	1
County Psychiatric Facility	0.00%	0
Department of Defense	4.55%	1
Local, state, or federal government	4.55%	1
Educational Institution	4.55%	1

Family Court Services	0.00%	0
U.S. Department of Health Services	0.00%	0
U.S. Department of Veterans Affairs	0.00%	0
Not applicable	72.73%	16
Other (please specify)	4.55%	1
Total Respondents: 22		

#	OTHER (PLEASE SPECIFY)	DATE
1	HMO	4/21/2017 3:51 PM

Q47 What are your duties? (Check all that apply)

Answered: 6 Skipped: 16

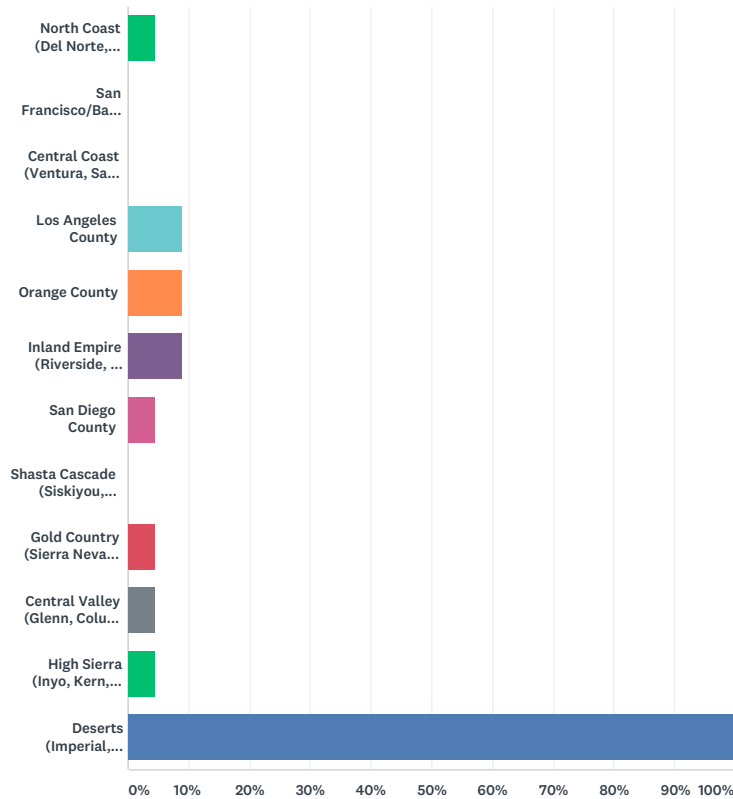


ANSWER CHOICES	RESPONSES	
Administration	33.33%	2
Adoptions	0.00%	0
Case management	16.67%	1
Child abuse investigations	16.67%	1
Child custody investigations	0.00%	0
Community prevention/education	33.33%	2
Counseling/psychotherapy	66.67%	4
Education	16.67%	1
Family counseling/reunification	16.67%	1
Intakes/referrals	50.00%	3
Mediation	16.67%	1
Provide counseling or psychotherapy	50.00%	3
Social services	33.33%	2
Supervision	50.00%	3
Other (please specify)	0.00%	0
Total Respondents: 6		

#	OTHER (PLEASE SPECIFY)	DATE
	There are no responses.	

Q48 In which California region/county do you work as a marriage and family therapist or in a related position? (Check all that apply)

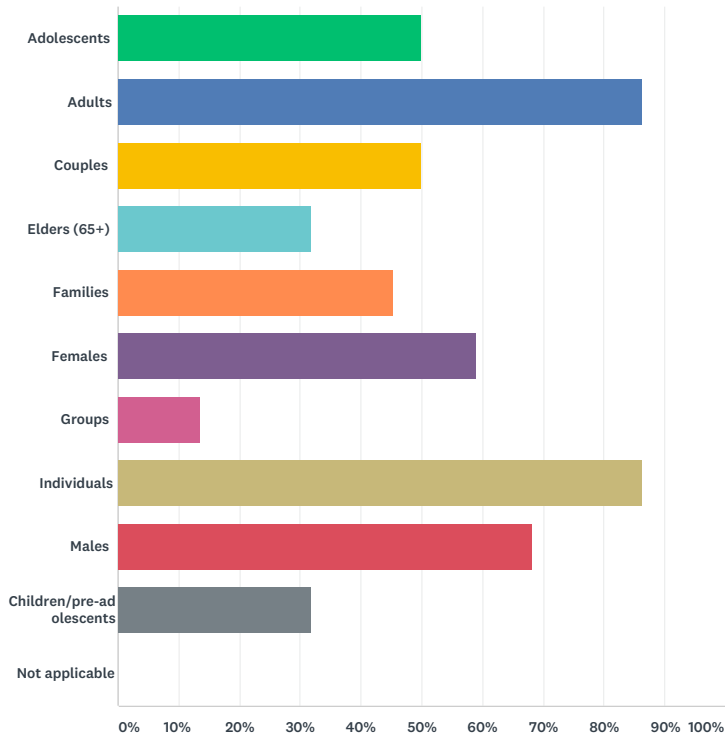
Answered: 22 Skipped: 0



ANSWER CHOICES	RESPONSES
North Coast (Del Norte, Humboldt, Mendocino, Sonoma, Lake)	4.55% 1
San Francisco/Bay Area (San Francisco, Marin, Contra Costa, San Mateo, Alameda, Santa Cruz, Santa Clara)	0.00% 0
Central Coast (Ventura, Santa Barbara, San Luis Obispo, Monterey, San Benito)	0.00% 0
Los Angeles County	9.09% 2
Orange County	9.09% 2
Inland Empire (Riverside, San Bernardino)	9.09% 2
San Diego County	4.55% 1
Shasta Cascade (Siskiyou, Modoc, Shasta, Lassen, Tehama, Plumas, Butte, Glenn, Trinity)	0.00% 0
Gold Country (Sierra Nevada, Placer, Yuba, El Dorado, Fresno, Mariposa, Tuolumne, Calaveras, Amador, Sacramento, Sutter)	4.55% 1
Central Valley (Glenn, Colusa, Yolo, Solano, San Joaquin, Sacramento, Stanislaus, Merced, Madera)	4.55% 1
High Sierra (Inyo, Kern, Tulare, Fresno, Madera, Mariposa, Mono, Yuba, Alpine, Tuolumne, Calaveras)	4.55% 1
Deserts (Imperial, Riverside, San Bernardino)	100.00% 22
Total Respondents: 22	

Q49 With which population of clients do you typically work? (Check all that apply)

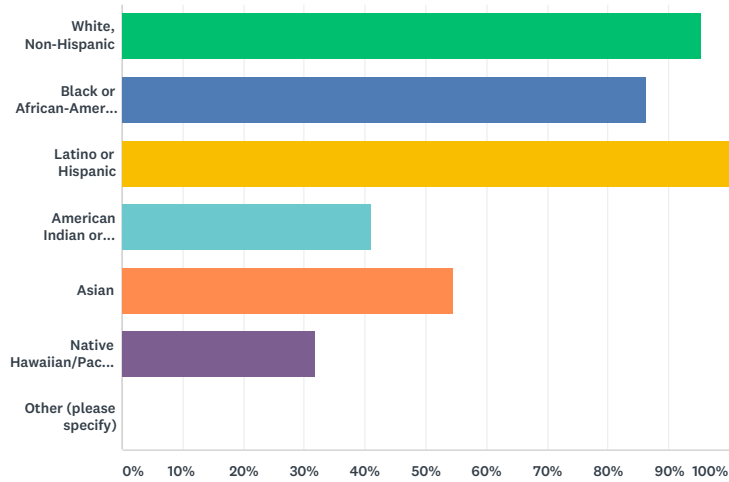
Answered: 22 Skipped: 0



ANSWER CHOICES	RESPONSES	
Adolescents	50.00%	11
Adults	86.36%	19
Couples	50.00%	11
Elders (65+)	31.82%	7
Families	45.45%	10
Females	59.09%	13
Groups	13.64%	3
Individuals	86.36%	19
Males	68.18%	15
Children/pre-adolescents	31.82%	7
Not applicable	0.00%	0
Total Respondents: 22		

**Q50 Which races/ethnicities are represented by the clients you treat?
(Check all that apply)**

Answered: 22 Skipped: 0

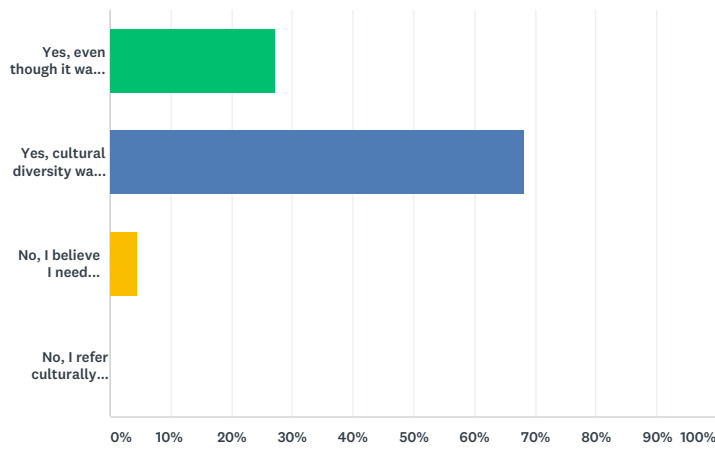


ANSWER CHOICES	RESPONSES
White, Non-Hispanic	95.45% 21
Black or African-American	86.36% 19
Latino or Hispanic	100.00% 22
American Indian or Alaskan Native	40.91% 9
Asian	54.55% 12
Native Hawaiian/Pacific Islander	31.82% 7
Other (please specify)	0.00% 0
Total Respondents: 22	

#	OTHER (PLEASE SPECIFY)	DATE
	There are no responses.	

Q51 Do you believe you have sufficient educational training to treat culturally diverse clients?

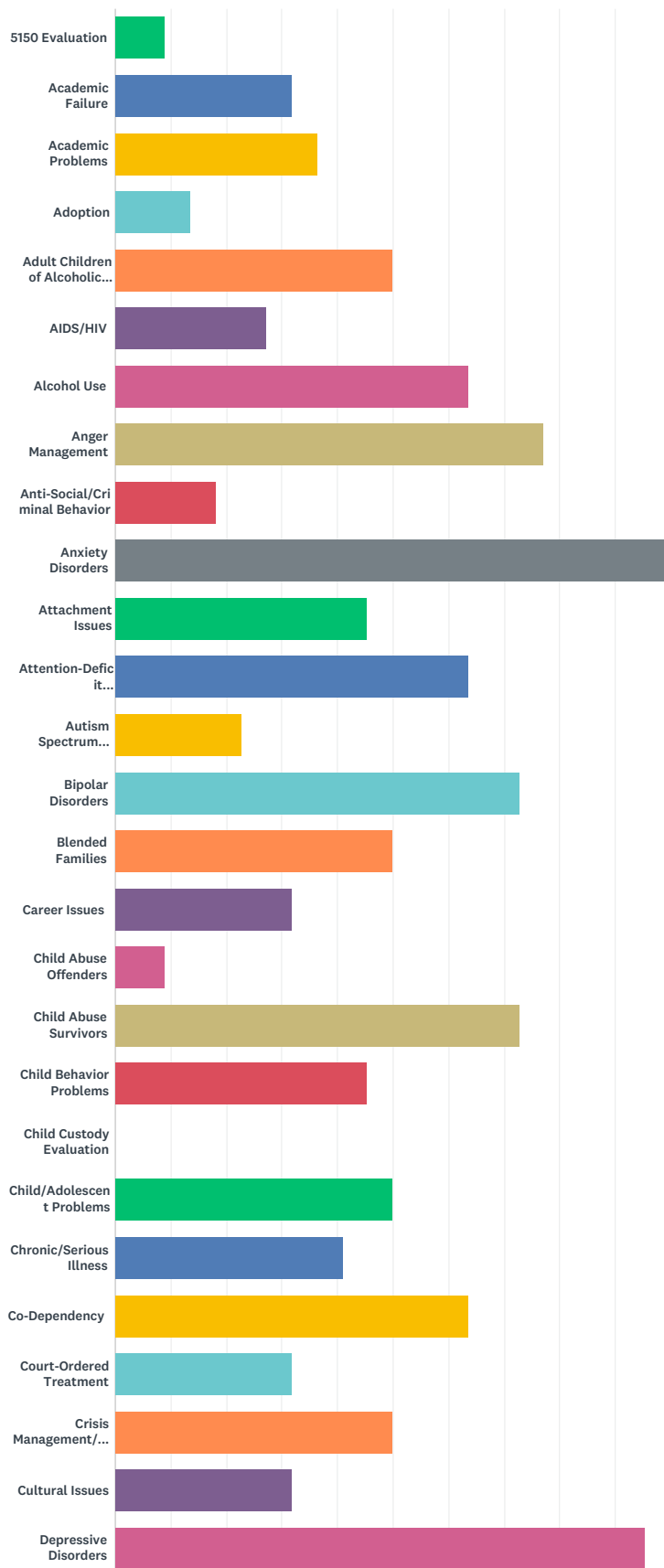
Answered: 22 Skipped: 0

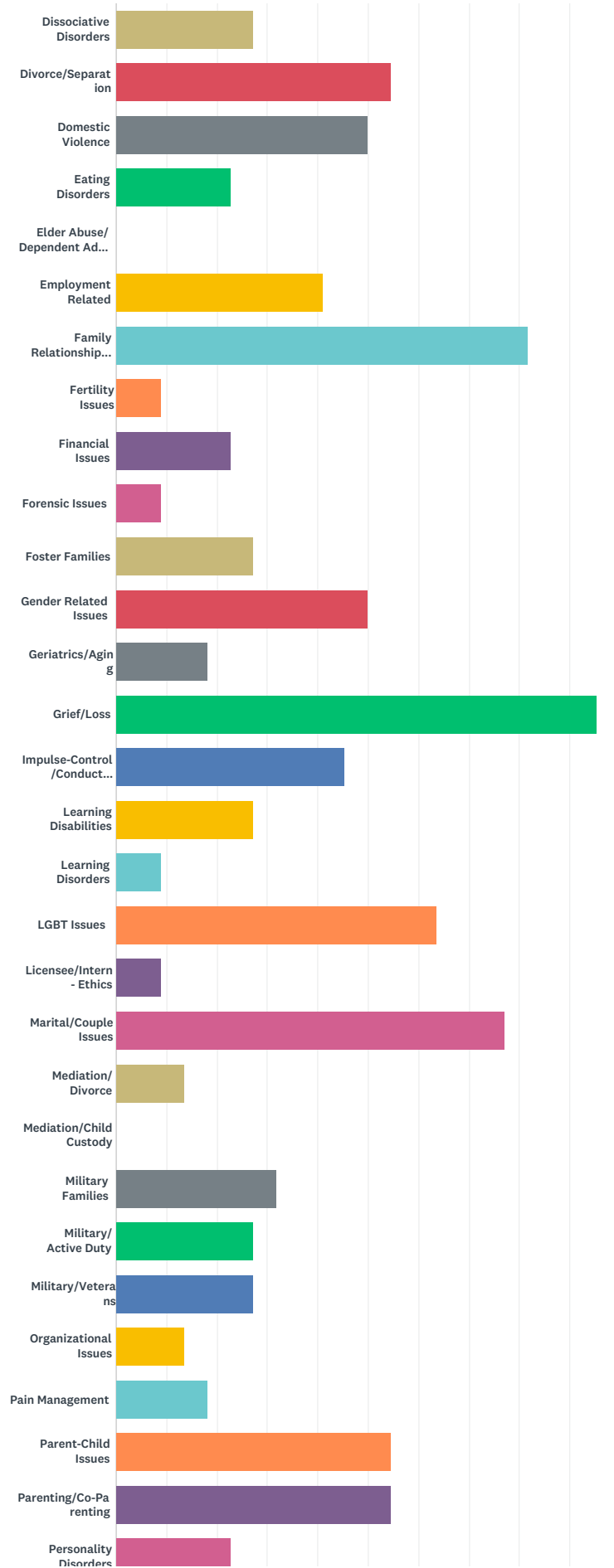


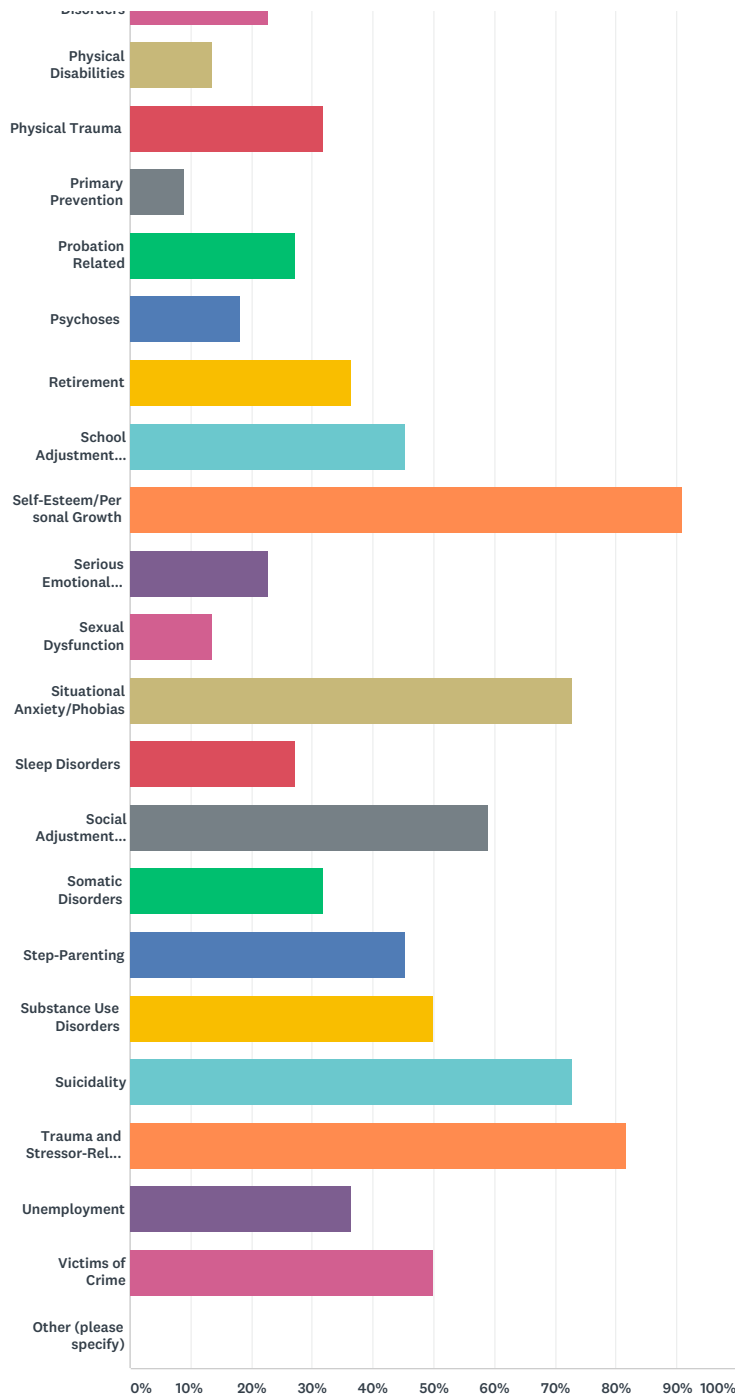
ANSWER CHOICES	RESPONSES	
Yes, even though it was not sufficiently addressed as a part of my education	27.27%	6
Yes, cultural diversity was adequately covered by my education	68.18%	15
No, I believe I need additional training to treat culturally diverse populations	4.55%	1
No, I refer culturally diverse clients to qualified therapists	0.00%	0
TOTAL		22

Q52 Please describe the populations and clinical issues that you work with in your practice

Answered: 22 Skipped: 0







ANSWER CHOICES	RESPONSES	
5150 Evaluation	9.09%	2
Academic Failure	31.82%	7
Academic Problems	36.36%	8
Adoption	13.64%	3
Adult Children of Alcoholics (ACA)	50.00%	11
AIDS/HIV	27.27%	6
Alcohol Use	63.64%	14
Anger Management	77.27%	17
Anti-Social/Criminal Behavior	18.18%	4
Anxiety Disorders	100.00%	22
Attachment Issues	45.45%	10

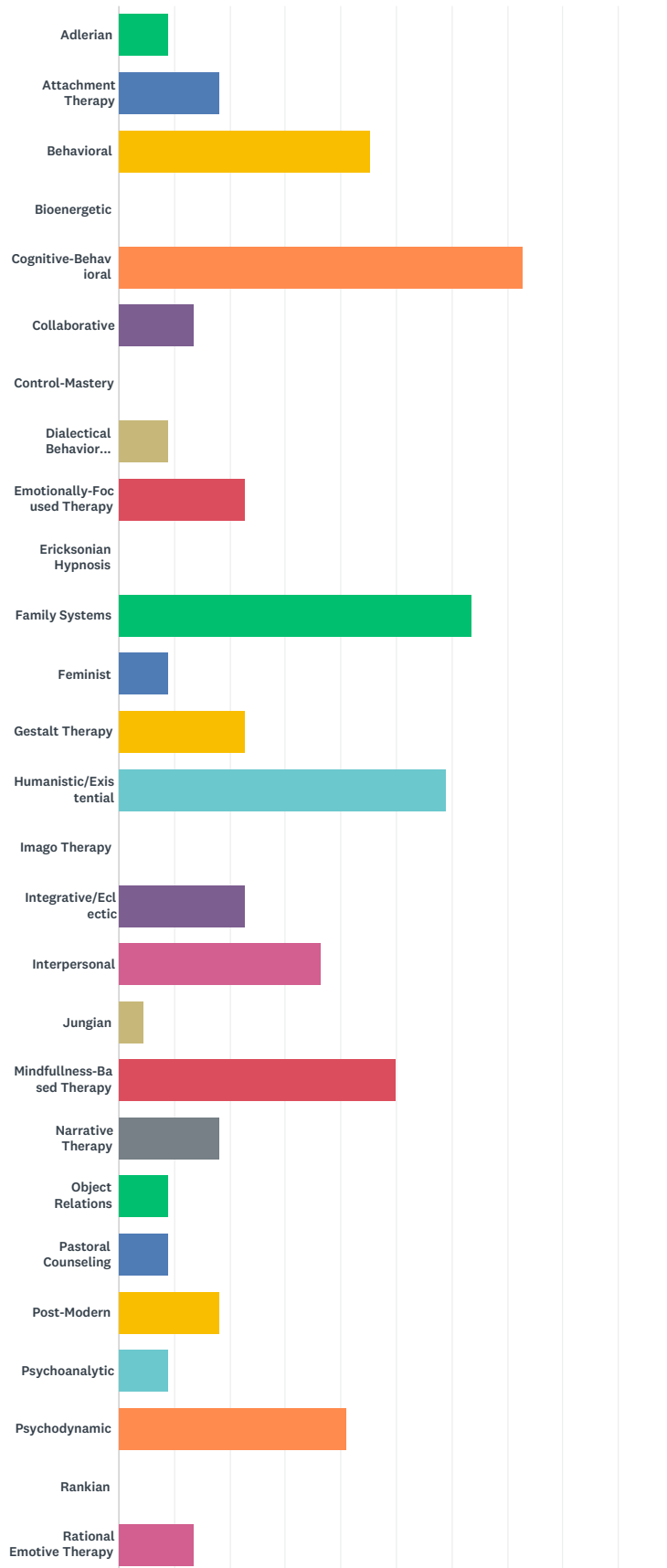
Attention-Deficit Hyperactivity Disorder	63.64%	14
Autism Spectrum Disorders	22.73%	5
Bipolar Disorders	72.73%	16
Blended Families	50.00%	11
Career Issues	31.82%	7
Child Abuse Offenders	9.09%	2
Child Abuse Survivors	72.73%	16
Child Behavior Problems	45.45%	10
Child Custody Evaluation	0.00%	0
Child/Adolescent Problems	50.00%	11
Chronic/Serious Illness	40.91%	9
Co-Dependency	63.64%	14
Court-Ordered Treatment	31.82%	7
Crisis Management/ Intervention	50.00%	11
Cultural Issues	31.82%	7
Depressive Disorders	95.45%	21
Dissociative Disorders	27.27%	6
Divorce/Separation	54.55%	12
Domestic Violence	50.00%	11
Eating Disorders	22.73%	5
Elder Abuse/ Dependent Adult Abuse	0.00%	0
Employment Related	40.91%	9
Family Relationship Issues	81.82%	18
Fertility Issues	9.09%	2
Financial Issues	22.73%	5
Forensic Issues	9.09%	2
Foster Families	27.27%	6
Gender Related Issues	50.00%	11
Geriatrics/Aging	18.18%	4
Grief/Loss	95.45%	21
Impulse-Control/Conduct Disorders	45.45%	10
Learning Disabilities	27.27%	6
Learning Disorders	9.09%	2
LGBT Issues	63.64%	14
Licensee/Intern- Ethics	9.09%	2
Marital/Couple Issues	77.27%	17
Mediation/ Divorce	13.64%	3
Mediation/Child Custody	0.00%	0
Military Families	31.82%	7
Military/ Active Duty	27.27%	6
Military/Veterans	27.27%	6
Organizational Issues	13.64%	3
Pain Management	18.18%	4
Parent-Child Issues	54.55%	12
Parenting/Co-Parenting	54.55%	12
Personality Disorders	22.73%	5
Physical Disabilities	13.64%	3
Physical Trauma	31.82%	7
Primary Prevention	9.09%	2

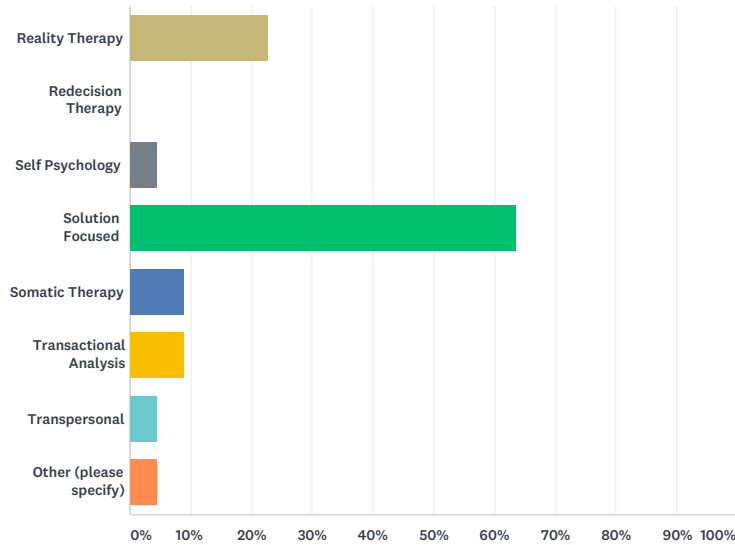
Probation Related	27.27%	6
Psychoses	18.18%	4
Retirement	36.36%	8
School Adjustment Problems	45.45%	10
Self-Esteem/Personal Growth	90.91%	20
Serious Emotional Disturbances (SED) Of Children	22.73%	5
Sexual Dysfunction	13.64%	3
Situational Anxiety/Phobias	72.73%	16
Sleep Disorders	27.27%	6
Social Adjustment Problems	59.09%	13
Somatic Disorders	31.82%	7
Step-Parenting	45.45%	10
Substance Use Disorders	50.00%	11
Suicidality	72.73%	16
Trauma and Stressor-Related Disorders	81.82%	18
Unemployment	36.36%	8
Victims of Crime	50.00%	11
Other (please specify)	0.00%	0
Total Respondents: 22		

#	OTHER (PLEASE SPECIFY)	DATE
	There are no responses.	

Q53 Which of the following best describe your theoretical orientation?
(Check all that apply)

Answered: 22 Skipped: 0



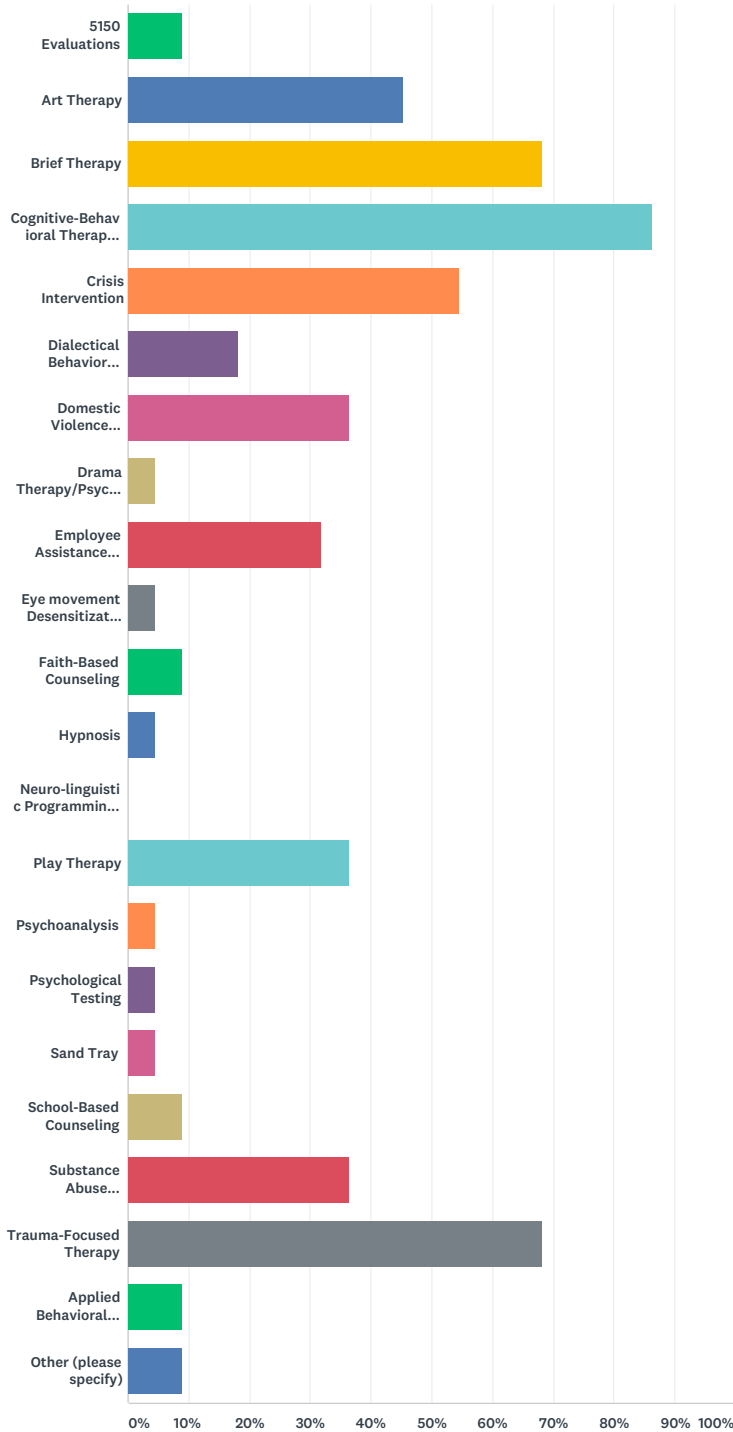


ANSWER CHOICES	RESPONSES	
Adlerian	9.09%	2
Attachment Therapy	18.18%	4
Behavioral	45.45%	10
Bioenergetic	0.00%	0
Cognitive-Behavioral	72.73%	16
Collaborative	13.64%	3
Control-Mastery	0.00%	0
Dialectical Behavior Therapy (DBT)	9.09%	2
Emotionally-Focused Therapy	22.73%	5
Ericksonian Hypnosis	0.00%	0
Family Systems	63.64%	14
Feminist	9.09%	2
Gestalt Therapy	22.73%	5
Humanistic/Existential	59.09%	13
Imago Therapy	0.00%	0
Integrative/Eclectic	22.73%	5
Interpersonal	36.36%	8
Jungian	4.55%	1
Mindfulness-Based Therapy	50.00%	11
Narrative Therapy	18.18%	4
Object Relations	9.09%	2
Pastoral Counseling	9.09%	2
Post-Modern	18.18%	4
Psychoanalytic	9.09%	2
Psychodynamic	40.91%	9
Rankian	0.00%	0
Rational Emotive Therapy	13.64%	3
Reality Therapy	22.73%	5
Redecision Therapy	0.00%	0
Self Psychology	4.55%	1
Solution Focused	63.64%	14
Somatic Therapy	9.09%	2
Transactional Analysis	9.09%	2
Transpersonal	4.55%	1

Other (please specify)	4.55%	1
Total Respondents: 22		
#	OTHER (PLEASE SPECIFY)	DATE
1	metaframeworks	4/21/2017 3:03 PM

Q54 Which of the following therapeutic modalities, approaches or procedures do you utilize in clinical practice? (Check all that apply)

Answered: 22 Skipped: 0



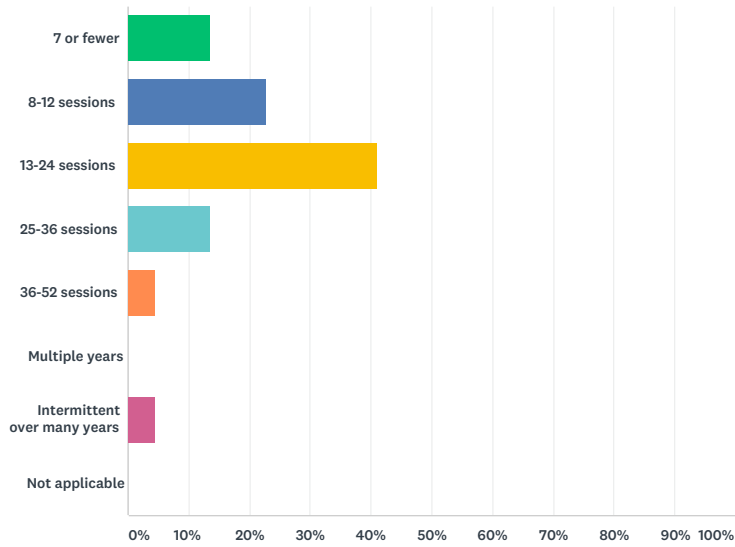
ANSWER CHOICES	RESPONSES
5150 Evaluations	9.09% 2
Art Therapy	45.45% 10
Brief Therapy	68.18% 15
Cognitive-Behavioral Therapy (CBT)	86.36% 19
Crisis Intervention	54.55% 12

Dialectical Behavior Therapy (DBT)	18.18%	4
Domestic Violence Counseling	36.36%	8
Drama Therapy/Psychodrama	4.55%	1
Employee Assistance Counseling (EAP)	31.82%	7
Eye movement Desensitization and Reprocessing (EMDR)	4.55%	1
Faith-Based Counseling	9.09%	2
Hypnosis	4.55%	1
Neuro-linguistic Programming (NLP)	0.00%	0
Play Therapy	36.36%	8
Psychoanalysis	4.55%	1
Psychological Testing	4.55%	1
Sand Tray	4.55%	1
School-Based Counseling	9.09%	2
Substance Abuse Counseling	36.36%	8
Trauma-Focused Therapy	68.18%	15
Applied Behavioral Analysis	9.09%	2
Other (please specify)	9.09%	2
Total Respondents: 22		

#	OTHER (PLEASE SPECIFY)	DATE
1	Trauma Conversion Therapy	4/21/2017 9:28 PM
2	Somatic Experiencing	4/21/2017 8:02 PM

Q55 On average, what is the number of times you see a client before concluding treatment?

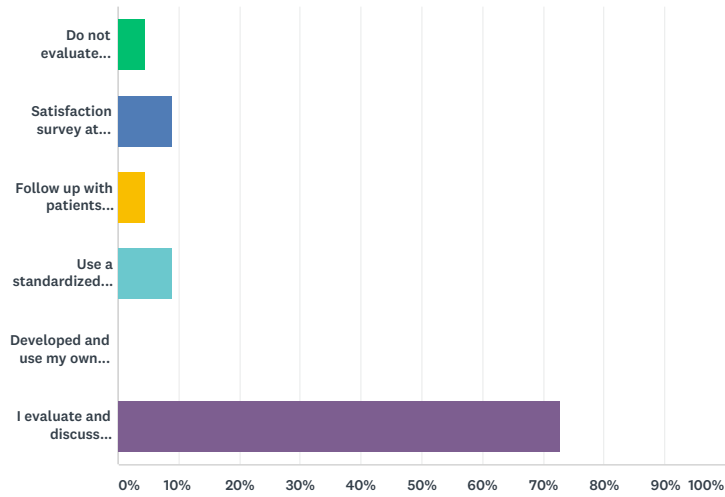
Answered: 22 Skipped: 0



ANSWER CHOICES	RESPONSES	
7 or fewer	13.64%	3
8-12 sessions	22.73%	5
13-24 sessions	40.91%	9
25-36 sessions	13.64%	3
36-52 sessions	4.55%	1
Multiple years	0.00%	0
Intermittent over many years	4.55%	1
Not applicable	0.00%	0
TOTAL		22

Q56 What means do you use to determine whether treatment is successful?

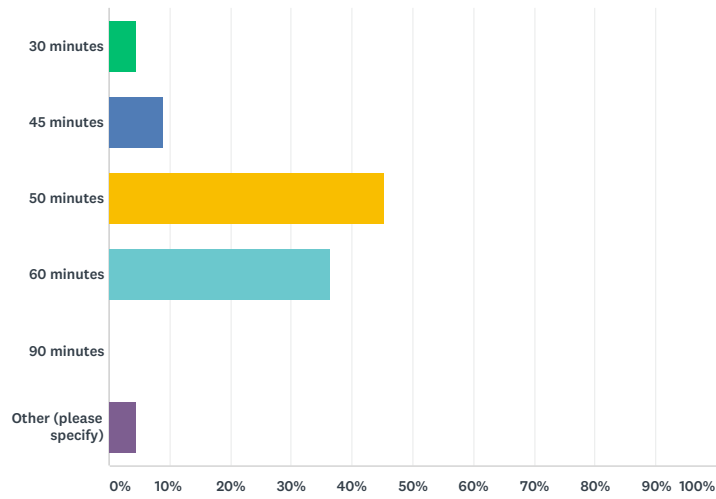
Answered: 22 Skipped: 0



ANSWER CHOICES	RESPONSES	
Do not evaluate outcomes	4.55%	1
Satisfaction survey at conclusion of treatment/Termination interview	9.09%	2
Follow up with patients following treatment	4.55%	1
Use a standardized outcomes instrument	9.09%	2
Developed and use my own outcomes instrument	0.00%	0
I evaluate and discuss treatment outcome and client satisfaction during the termination process	72.73%	16
TOTAL		22

Q57 What is the average length of a session with a client?

Answered: 22 Skipped: 0

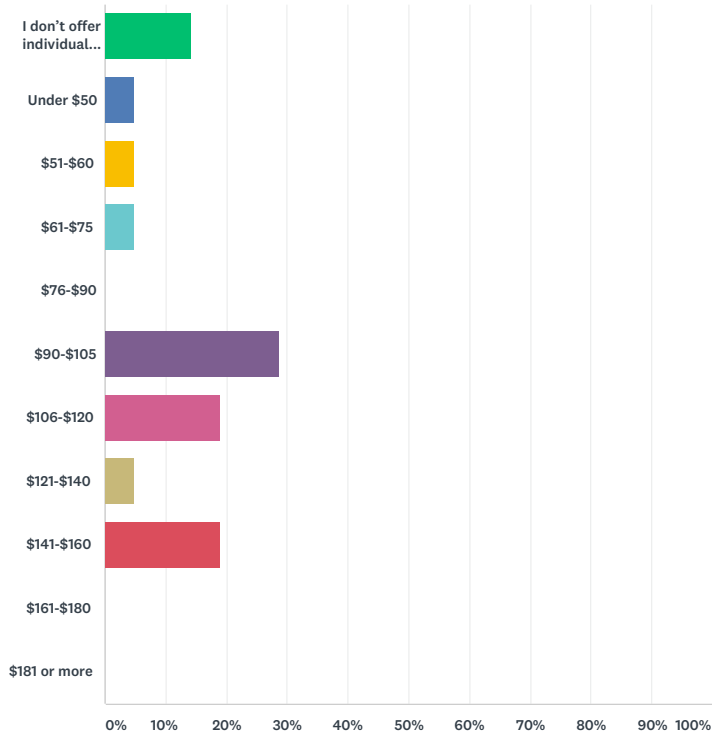


ANSWER CHOICES	RESPONSES	
30 minutes	4.55%	1
45 minutes	9.09%	2
50 minutes	45.45%	10
60 minutes	36.36%	8
90 minutes	0.00%	0
Other (please specify)	4.55%	1
TOTAL		22

#	OTHER (PLEASE SPECIFY)	DATE
1	75	4/26/2017 4:21 PM

Q58 What is the usual and customary fee CHARGED by you or your employer for an hour of individual psychotherapy?

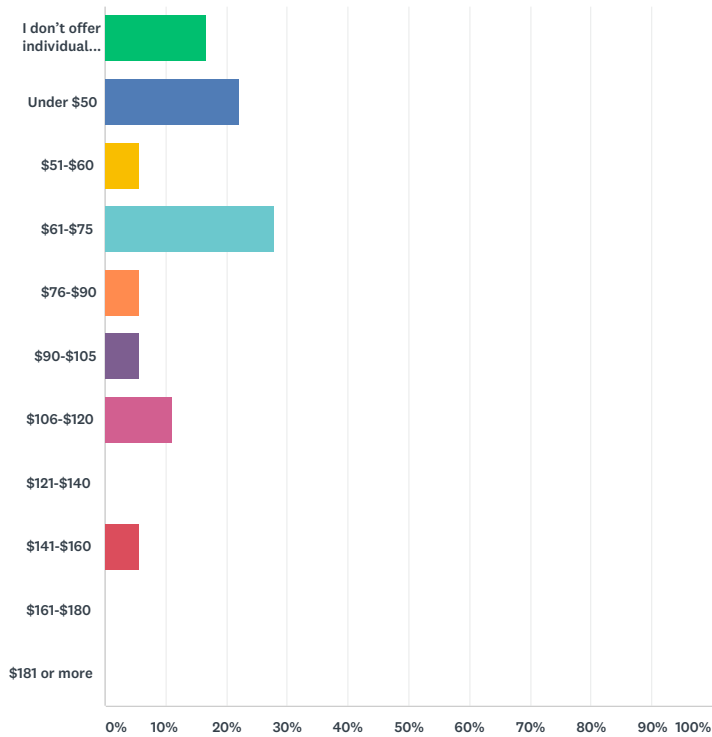
Answered: 21 Skipped: 1



ANSWER CHOICES	RESPONSES	
I don't offer individual psychotherapy	14.29%	3
Under \$50	4.76%	1
\$51-\$60	4.76%	1
\$61-\$75	4.76%	1
\$76-\$90	0.00%	0
\$90-\$105	28.57%	6
\$106-\$120	19.05%	4
\$121-\$140	4.76%	1
\$141-\$160	19.05%	4
\$161-\$180	0.00%	0
\$181 or more	0.00%	0
TOTAL		21

Q59 If you offer reduced, or sliding scale fees, what is the average fee that you collect from clients/patients, for an hour of individual therapy?

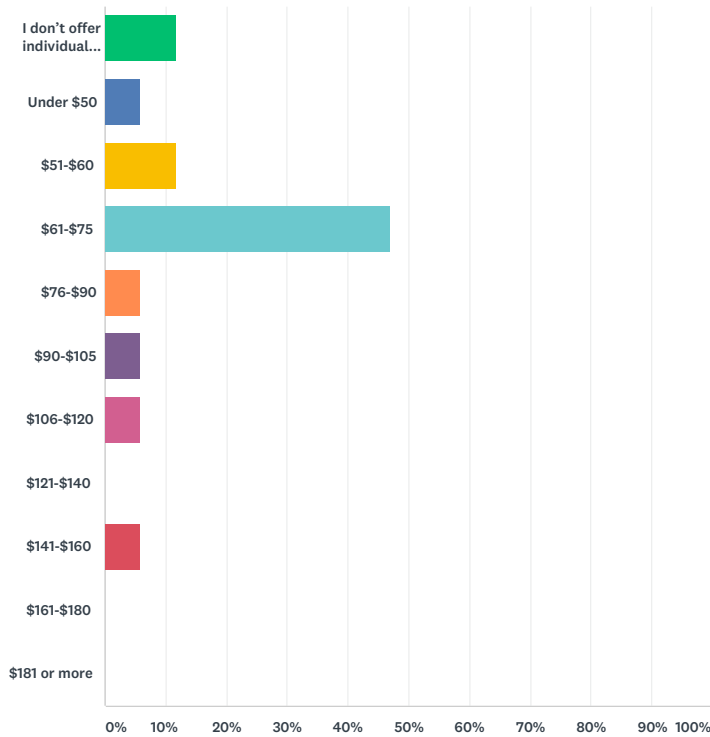
Answered: 18 Skipped: 4



ANSWER CHOICES	RESPONSES	
I don't offer individual psychotherapy	16.67%	3
Under \$50	22.22%	4
\$51-\$60	5.56%	1
\$61-\$75	27.78%	5
\$76-\$90	5.56%	1
\$90-\$105	5.56%	1
\$106-\$120	11.11%	2
\$121-\$140	0.00%	0
\$141-\$160	5.56%	1
\$161-\$180	0.00%	0
\$181 or more	0.00%	0
TOTAL		18

Q60 If you bill insurance, what is the average fee that you collect from managed care companies for an hour of individual therapy?

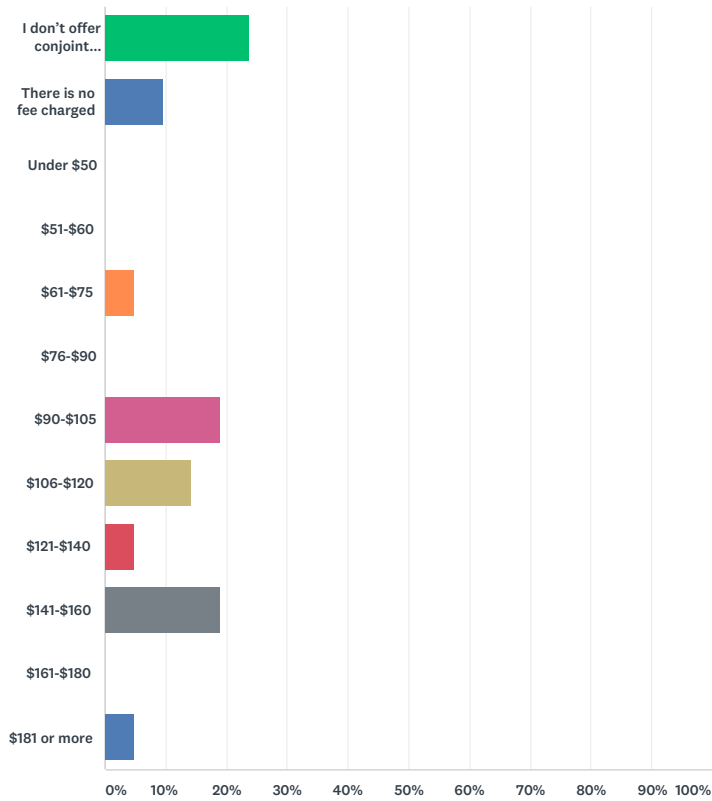
Answered: 17 Skipped: 5



ANSWER CHOICES	RESPONSES	
I don't offer individual psychotherapy	11.76%	2
Under \$50	5.88%	1
\$51-\$60	11.76%	2
\$61-\$75	47.06%	8
\$76-\$90	5.88%	1
\$90-\$105	5.88%	1
\$106-\$120	5.88%	1
\$121-\$140	0.00%	0
\$141-\$160	5.88%	1
\$161-\$180	0.00%	0
\$181 or more	0.00%	0
TOTAL		17

Q61 What is the usual and customary fee charged by you or your employer for an hour of conjoint therapy?

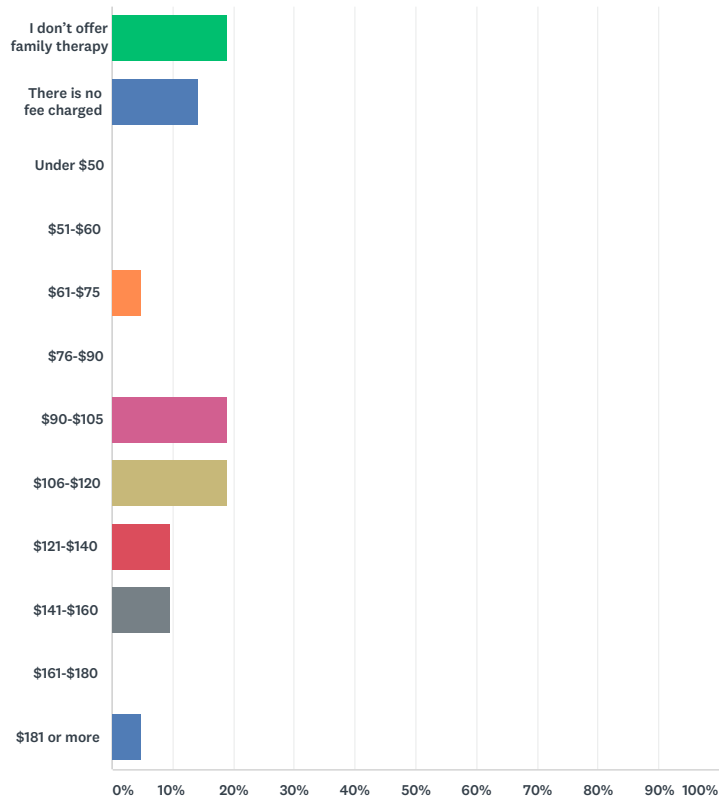
Answered: 21 Skipped: 1



ANSWER CHOICES	RESPONSES	
I don't offer conjoint therapy	23.81%	5
There is no fee charged	9.52%	2
Under \$50	0.00%	0
\$51-\$60	0.00%	0
\$61-\$75	4.76%	1
\$76-\$90	0.00%	0
\$90-\$105	19.05%	4
\$106-\$120	14.29%	3
\$121-\$140	4.76%	1
\$141-\$160	19.05%	4
\$161-\$180	0.00%	0
\$181 or more	4.76%	1
TOTAL		21

Q62 What is the usual and customary fee charged by you or your employer for an hour of family therapy?

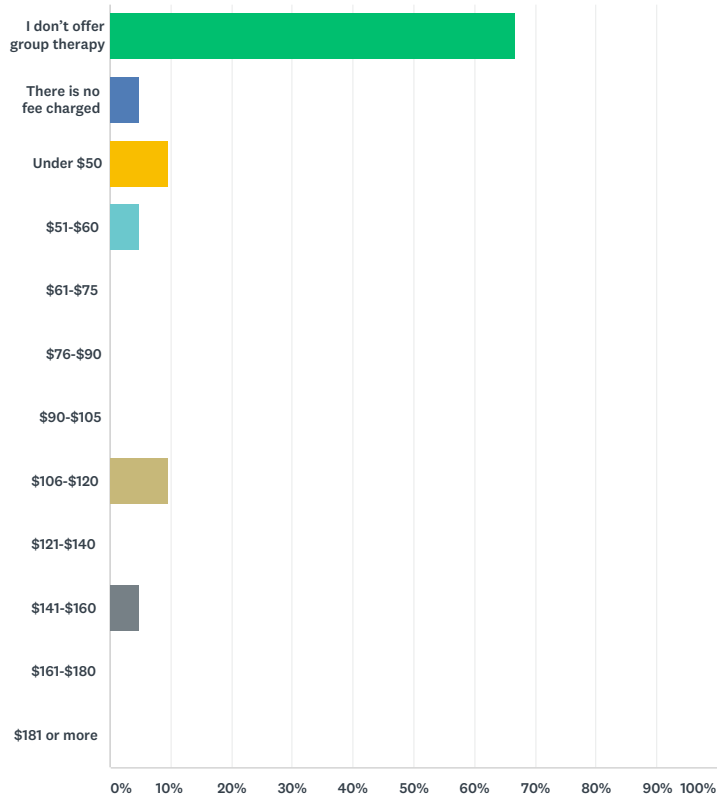
Answered: 21 Skipped: 1



ANSWER CHOICES	RESPONSES	
I don't offer family therapy	19.05%	4
There is no fee charged	14.29%	3
Under \$50	0.00%	0
\$51-\$60	0.00%	0
\$61-\$75	4.76%	1
\$76-\$90	0.00%	0
\$90-\$105	19.05%	4
\$106-\$120	19.05%	4
\$121-\$140	9.52%	2
\$141-\$160	9.52%	2
\$161-\$180	0.00%	0
\$181 or more	4.76%	1
TOTAL		21

Q63 What is the usual and customary fee charged by you or your employer for an hour of group therapy?

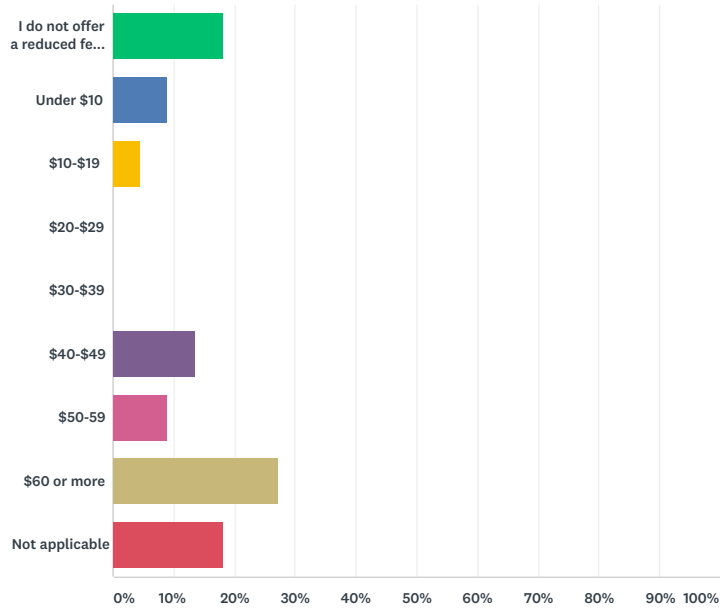
Answered: 21 Skipped: 1



ANSWER CHOICES	RESPONSES	
I don't offer group therapy	66.67%	14
There is no fee charged	4.76%	1
Under \$50	9.52%	2
\$51-\$60	4.76%	1
\$61-\$75	0.00%	0
\$76-\$90	0.00%	0
\$90-\$105	0.00%	0
\$106-\$120	9.52%	2
\$121-\$140	0.00%	0
\$141-\$160	4.76%	1
\$161-\$180	0.00%	0
\$181 or more	0.00%	0
TOTAL		21

Q64 If you or your employer charge according to a sliding fee scale, what is the lowest fee charged?

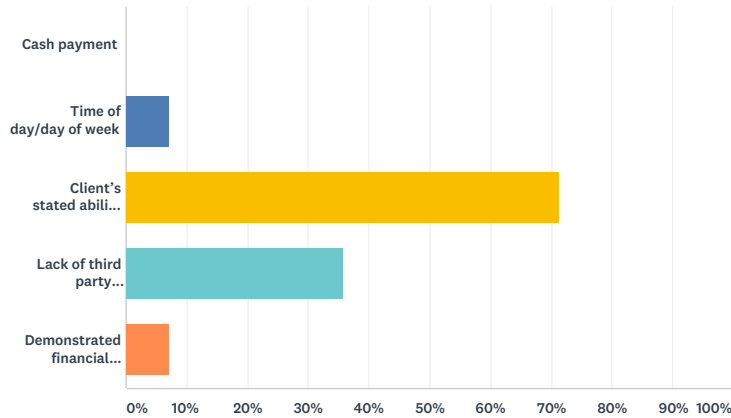
Answered: 22 Skipped: 0



ANSWER CHOICES	RESPONSES	
I do not offer a reduced fee or sliding scale	18.18%	4
Under \$10	9.09%	2
\$10-\$19	4.55%	1
\$20-\$29	0.00%	0
\$30-\$39	0.00%	0
\$40-\$49	13.64%	3
\$50-\$59	9.09%	2
\$60 or more	27.27%	6
Not applicable	18.18%	4
TOTAL		22

Q65 How is your reduced fee or sliding scale determined? (check all that apply)

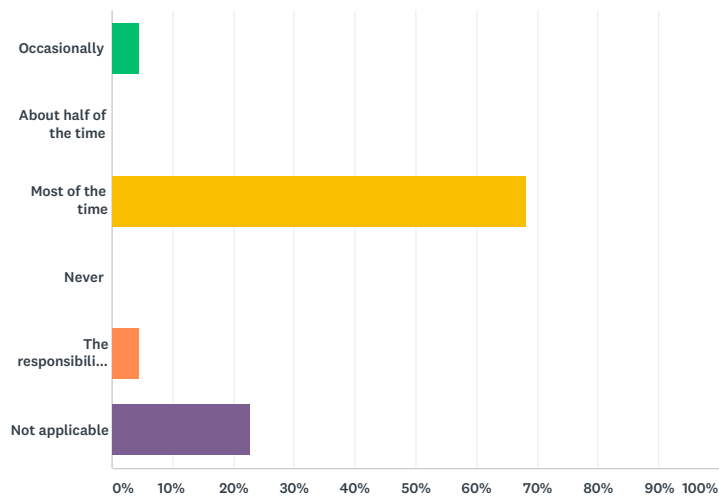
Answered: 14 Skipped: 8



ANSWER CHOICES	RESPONSES	
Cash payment	0.00%	0
Time of day/day of week	7.14%	1
Client's stated ability to pay with no verification	71.43%	10
Lack of third party reimbursement	35.71%	5
Demonstrated financial hardship, such as a tax return, etc.	7.14%	1
Total Respondents: 14		

Q66 How often are you or your employer partially or fully reimbursed by a third-party payer (e.g., an insurance plan, Medi-Cal, Victims of Crime, etc.)?

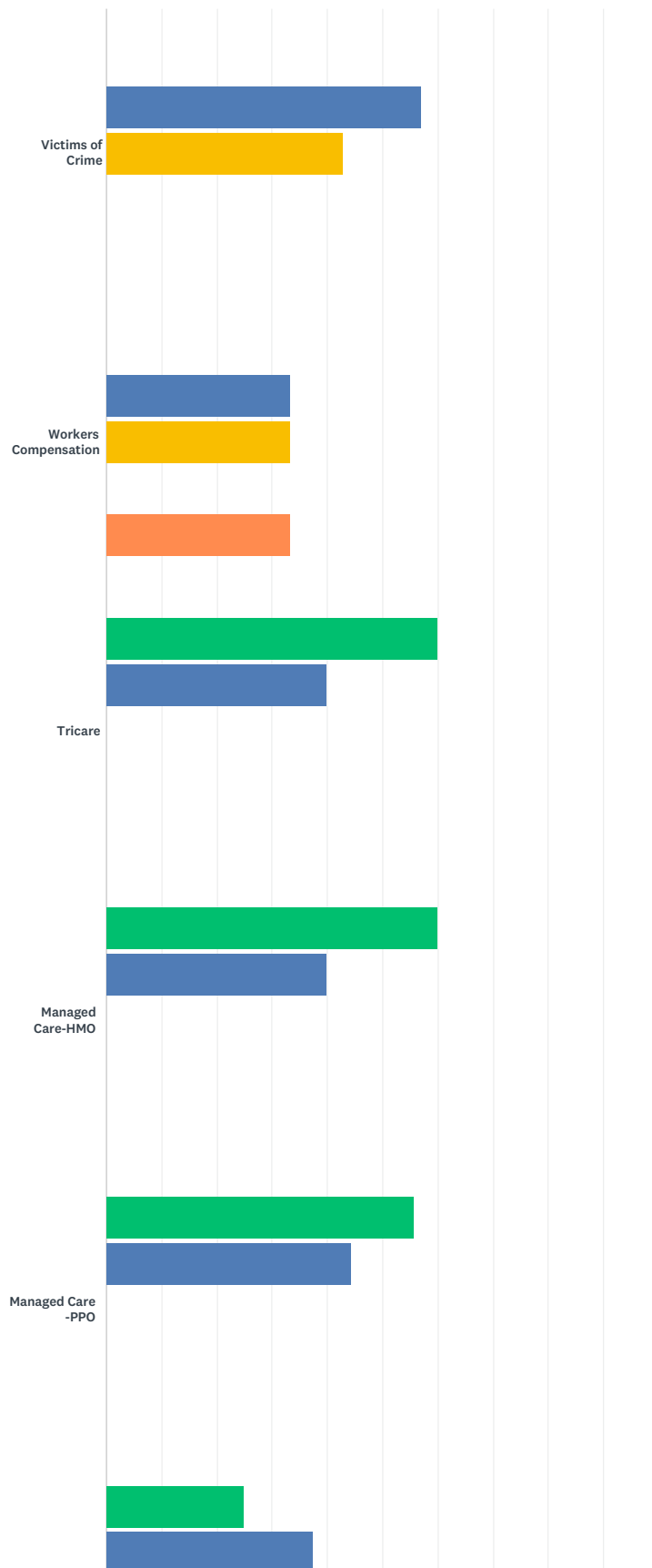
Answered: 22 Skipped: 0

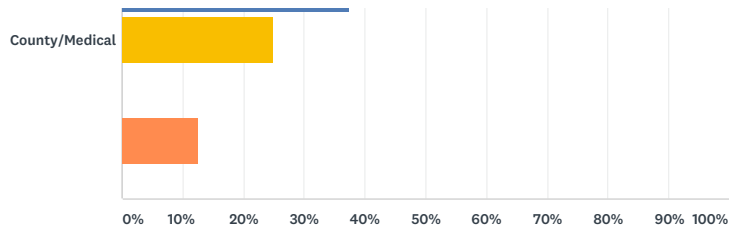


ANSWER CHOICES	RESPONSES	
Occasionally	4.55%	1
About half of the time	0.00%	0
Most of the time	68.18%	15
Never	0.00%	0
The responsibility of insurance claims is handled by the patient	4.55%	1
Not applicable	22.73%	5
TOTAL		22

Q67 What is the average length of time you or your employer must wait following initial billing before you are reimbursed? (check all that apply)

Answered: 14 Skipped: 8



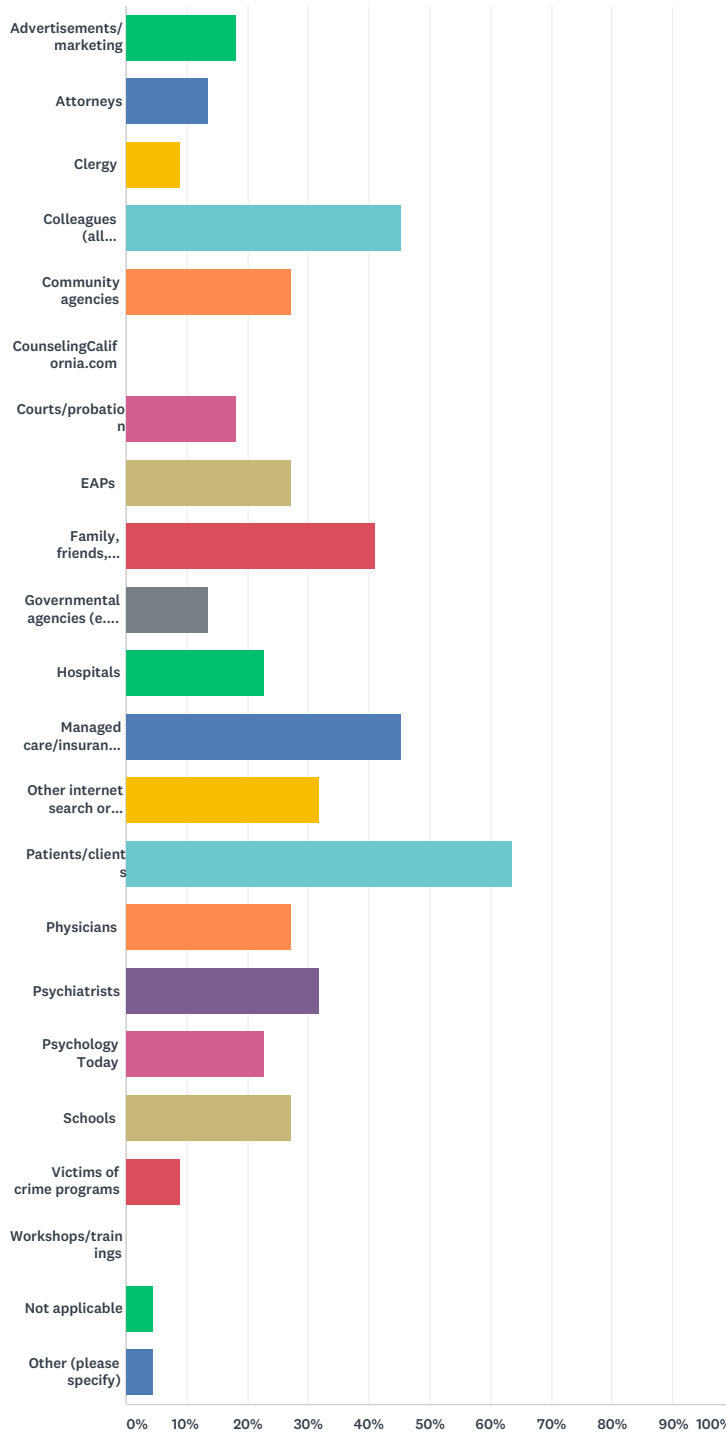


■ Within 30 days
 ■ Within 60 days
 ■ Within 90 days
 ■ Within 120 days
■ Within 150 or more days

	WITHIN 30 DAYS	WITHIN 60 DAYS	WITHIN 90 DAYS	WITHIN 120 DAYS	WITHIN 150 OR MORE DAYS	TOTAL
Victims of Crime	0.00% 0	57.14% 4	42.86% 3	0.00% 0	0.00% 0	7
Workers Compensation	0.00% 0	33.33% 1	33.33% 1	0.00% 0	33.33% 1	3
Tricare	60.00% 3	40.00% 2	0.00% 0	0.00% 0	0.00% 0	5
Managed Care-HMO	60.00% 6	40.00% 4	0.00% 0	0.00% 0	0.00% 0	10
Managed Care -PPO	55.56% 5	44.44% 4	0.00% 0	0.00% 0	0.00% 0	9
County/Medical	25.00% 2	37.50% 3	25.00% 2	0.00% 0	12.50% 1	8

Q68 What is your source for client referrals? (Check all that apply)

Answered: 22 Skipped: 0



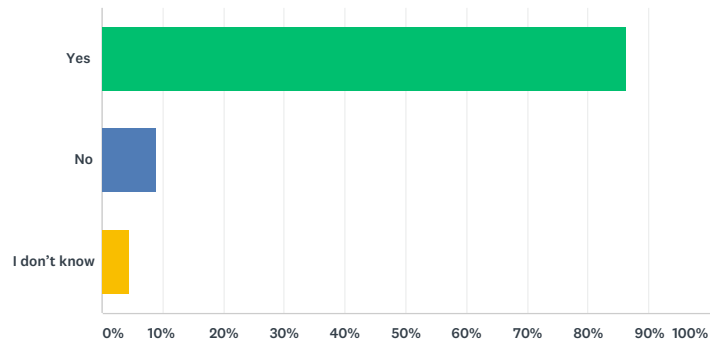
ANSWER CHOICES	RESPONSES
Advertisements/marketing	18.18% 4
Attorneys	13.64% 3
Clergy	9.09% 2
Colleagues (all disciplines)	45.45% 10
Community agencies	27.27% 6
CounselingCalifornia.com	0.00% 0

Courts/probation	18.18%	4
EAPs	27.27%	6
Family, friends, neighbors	40.91%	9
Governmental agencies (e.g., CPS, DSS)	13.64%	3
Hospitals	22.73%	5
Managed care/insurance company	45.45%	10
Other internet search or therapist locator	31.82%	7
Patients/clients	63.64%	14
Physicians	27.27%	6
Psychiatrists	31.82%	7
Psychology Today	22.73%	5
Schools	27.27%	6
Victims of crime programs	9.09%	2
Workshops/trainings	0.00%	0
Not applicable	4.55%	1
Other (please specify)	4.55%	1
Total Respondents: 22		

#	OTHER (PLEASE SPECIFY)	DATE
1	USPS management	4/22/2017 3:09 PM

Q69 Are you considered to be a "HIPAA Covered Entity" in your practice?

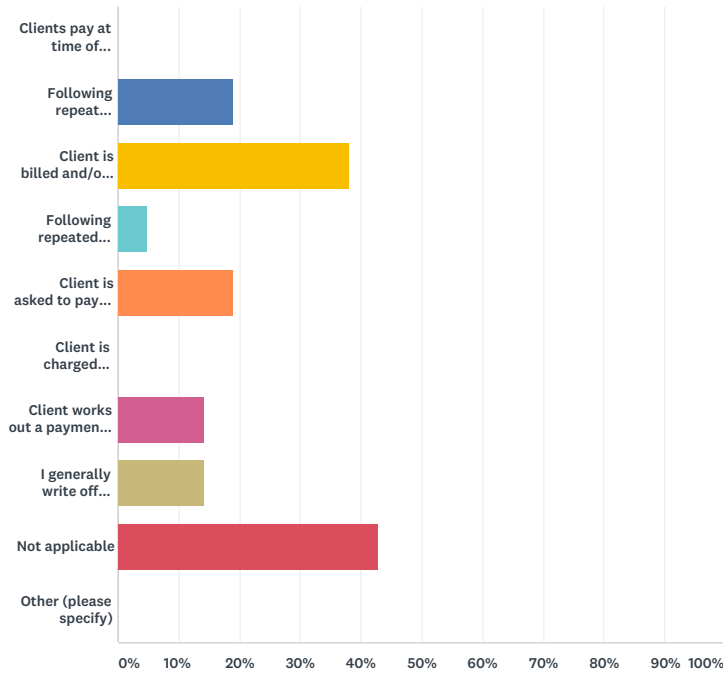
Answered: 22 Skipped: 0



ANSWER CHOICES	RESPONSES	
Yes	86.36%	19
No	9.09%	2
I don't know	4.55%	1
TOTAL		22

Q70 Which of the following is used by you and/or your employer for clients who do not pay bills in a timely manner: (Check all that apply)

Answered: 21 Skipped: 1

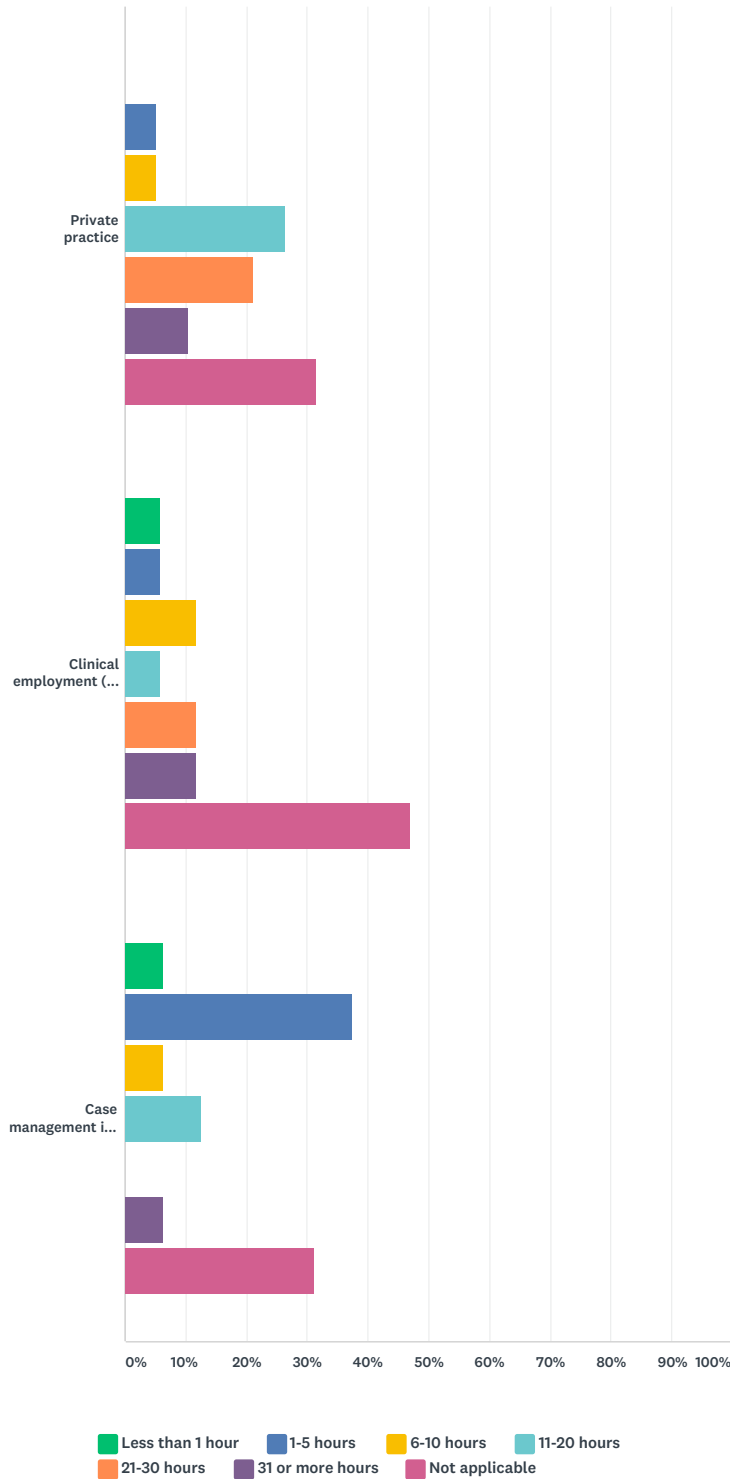


ANSWER CHOICES	RESPONSES
Clients pay at time of treatment only	0.00% 0
Following repeat billings, balance is turned over to a collection agency	19.05% 4
Client is billed and/or receives letter(s) requesting payment	38.10% 8
Following repeated billings, small claims court action is pursued	4.76% 1
Client is asked to pay balance by charging to a credit card	19.05% 4
Client is charged interest on aging balance	0.00% 0
Client works out a payment plan to pay off balance	14.29% 3
I generally write off unpaid balance	14.29% 3
Not applicable	42.86% 9
Other (please specify)	0.00% 0
Total Respondents: 21	

#	OTHER (PLEASE SPECIFY)	DATE
	There are no responses.	

Q71 What is the average number of hours of therapy you provide per week:

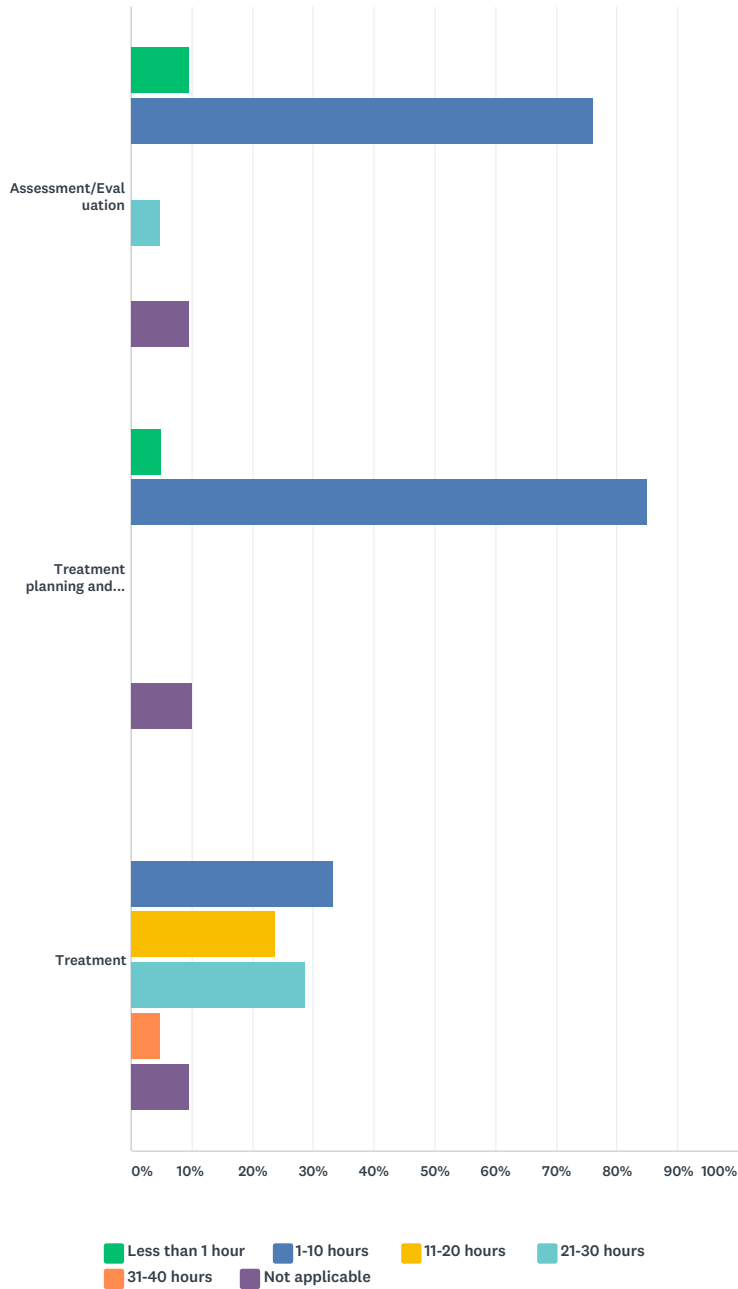
Answered: 21 Skipped: 1



	LESS THAN 1 HOUR	1-5 HOURS	6-10 HOURS	11-20 HOURS	21-30 HOURS	31 OR MORE HOURS	NOT APPLICABLE	TOTAL
Private practice	0.00% 0	5.26% 1	5.26% 1	26.32% 5	21.05% 4	10.53% 2	31.58% 6	19
Clinical employment (not private practice)	5.88% 1	5.88% 1	11.76% 2	5.88% 1	11.76% 2	11.76% 2	47.06% 8	17
Case management in both	6.25% 1	37.50% 6	6.25% 1	12.50% 2	0.00% 0	6.25% 1	31.25% 5	16

Q72 For all direct patient care, indicate the average number of hours spent per week (excluding calls) on each major activity:

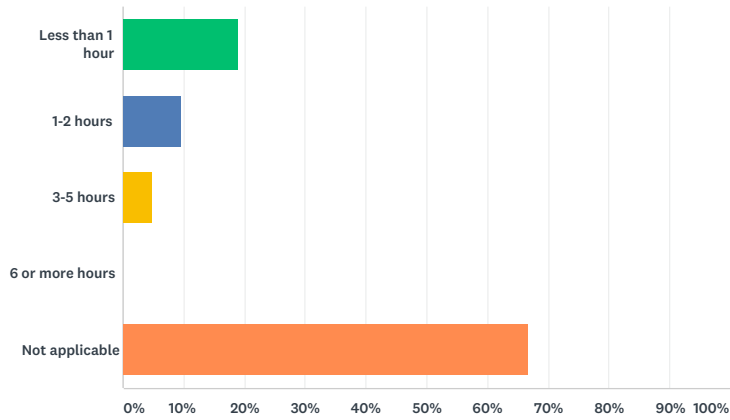
Answered: 21 Skipped: 1



	LESS THAN 1 HOUR	1-10 HOURS	11-20 HOURS	21-30 HOURS	31-40 HOURS	NOT APPLICABLE	TOTAL
Assessment/Evaluation	9.52% 2	76.19% 16	0.00% 0	4.76% 1	0.00% 0	9.52% 2	21
Treatment planning and team consultation	5.00% 1	85.00% 17	0.00% 0	0.00% 0	0.00% 0	10.00% 2	20
Treatment	0.00% 0	33.33% 7	23.81% 5	28.57% 6	4.76% 1	9.52% 2	21

Q73 What is the average number of hours per week devoted to administering and evaluation psychological tests?

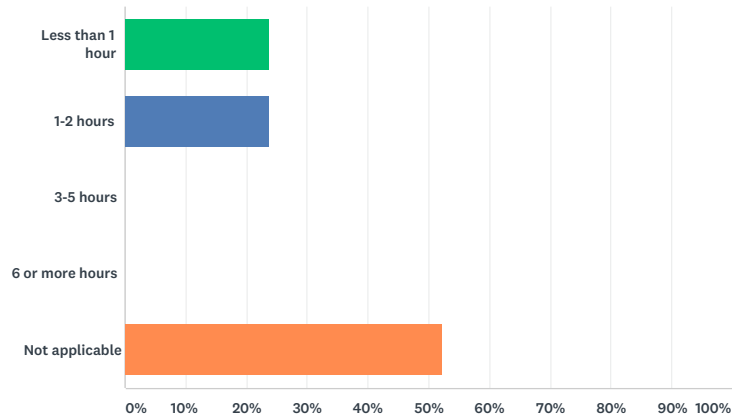
Answered: 21 Skipped: 1



ANSWER CHOICES	RESPONSES	
Less than 1 hour	19.05%	4
1-2 hours	9.52%	2
3-5 hours	4.76%	1
6 or more hours	0.00%	0
Not applicable	66.67%	14
TOTAL		21

Q74 What is the average number of hours per week you devote to telehealth services (i.e., therapy by telephone or over the Internet)?

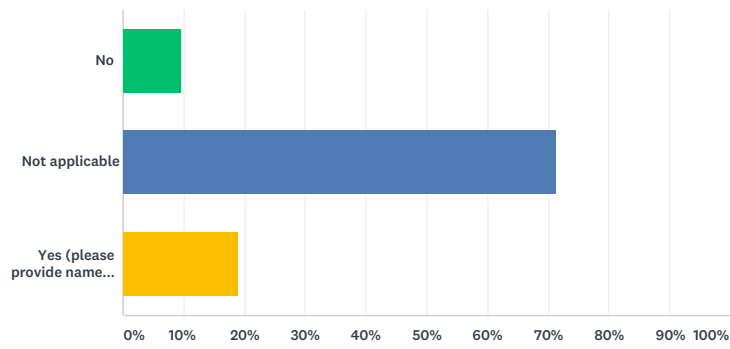
Answered: 21 Skipped: 1



ANSWER CHOICES	RESPONSES	
Less than 1 hour	23.81%	5
1-2 hours	23.81%	5
3-5 hours	0.00%	0
6 or more hours	0.00%	0
Not applicable	52.38%	11
TOTAL		21

Q75 Are you reimbursed for telehealth services?

Answered: 21 Skipped: 1

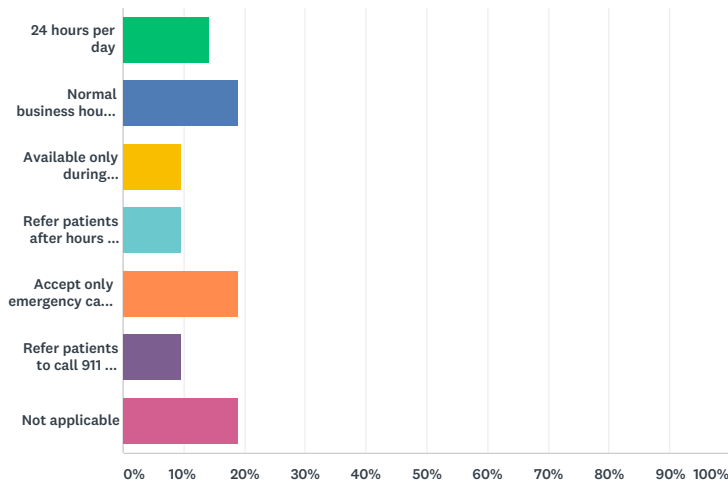


ANSWER CHOICES	RESPONSES
No	9.52% 2
Not applicable	71.43% 15
Yes (please provide name of companies that reimburse)	19.05% 4
TOTAL	21

#	YES (PLEASE PROVIDE NAME OF COMPANIES THAT REIMBURSE)	DATE
1	Private pay	5/9/2017 2:26 PM
2	Medical	4/26/2017 4:27 PM
3	Magellan	4/21/2017 3:40 PM
4	Paid by clients	4/21/2017 3:08 PM

Q76 What hours are you on-call or available to clients?

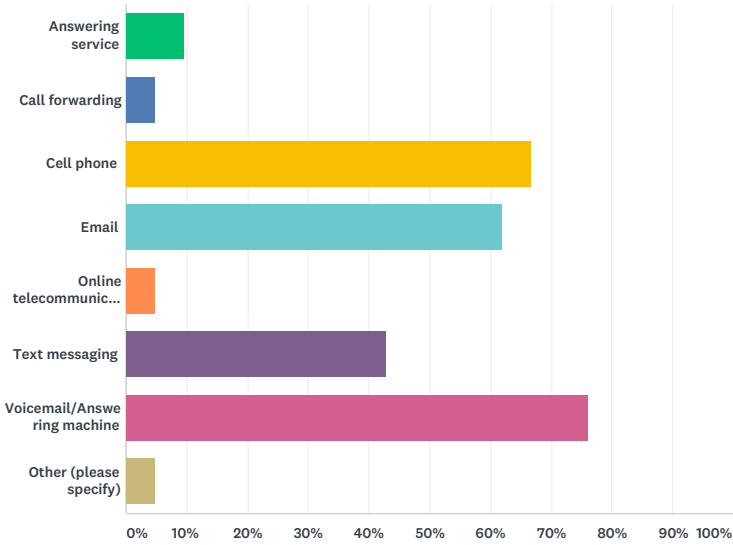
Answered: 21 Skipped: 1



ANSWER CHOICES	RESPONSES	
24 hours per day	14.29%	3
Normal business hours only	19.05%	4
Available only during appointed hours	9.52%	2
Refer patients after hours to service for emergency calls	9.52%	2
Accept only emergency calls after hours	19.05%	4
Refer patients to call 911 in case of emergency after hours	9.52%	2
Not applicable	19.05%	4
TOTAL		21

Q77 What means do you use to be accessible to clients? (Check all that apply)

Answered: 21 Skipped: 1

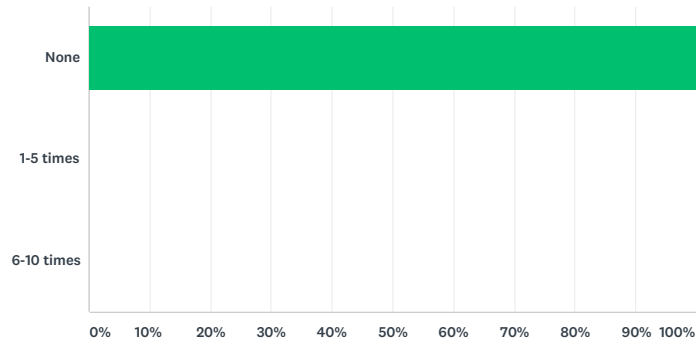


ANSWER CHOICES	RESPONSES
Answering service	9.52% 2
Call forwarding	4.76% 1
Cell phone	66.67% 14
Email	61.90% 13
Online telecommunication (e.g., Skype, Facetime)	4.76% 1
Text messaging	42.86% 9
Voicemail/Answering machine	76.19% 16
Other (please specify)	4.76% 1
Total Respondents: 21	

#	OTHER (PLEASE SPECIFY)	DATE
1	24 hour service	4/21/2017 4:11 PM

Q78 How many times have you had to file an incident report with malpractice insurance?

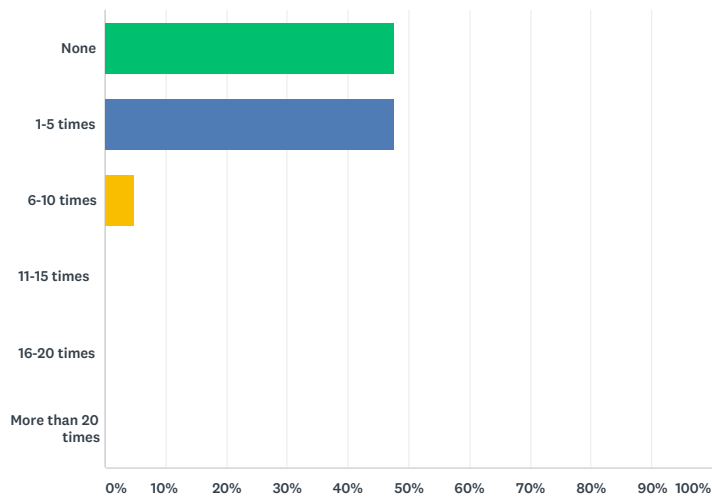
Answered: 21 Skipped: 1



ANSWER CHOICES	RESPONSES	
None	100.00%	21
1-5 times	0.00%	0
6-10 times	0.00%	0
TOTAL		21

Q79 How many times have you been subpoenaed?

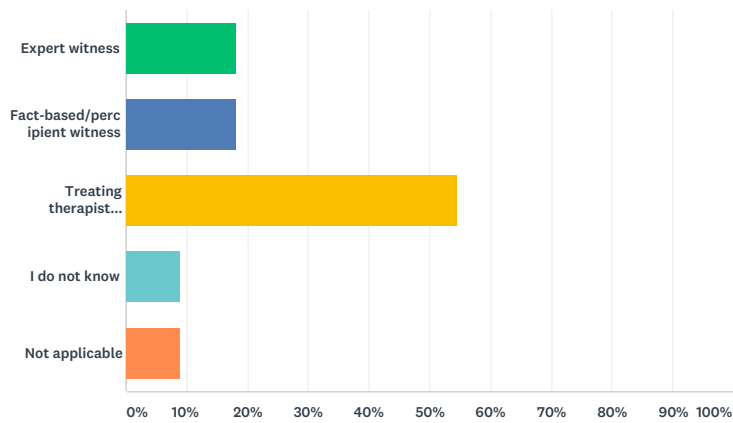
Answered: 21 Skipped: 1



ANSWER CHOICES	RESPONSES
None	47.62% 10
1-5 times	47.62% 10
6-10 times	4.76% 1
11-15 times	0.00% 0
16-20 times	0.00% 0
More than 20 times	0.00% 0
TOTAL	21

Q80 What type of witness were you in a majority of these claims?

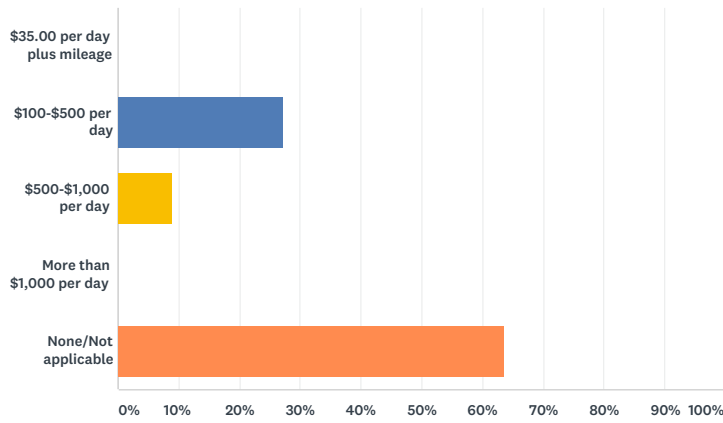
Answered: 11 Skipped: 11



ANSWER CHOICES	RESPONSES	
Expert witness	18.18%	2
Fact-based/peripient witness	18.18%	2
Treating therapist witness	54.55%	6
I do not know	9.09%	1
Not applicable	9.09%	1
Total Respondents: 11		

Q81 On average, how much were you paid to serve as a witness?

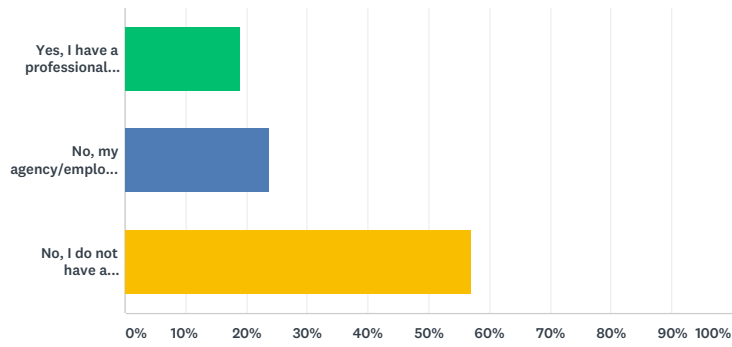
Answered: 11 Skipped: 11



ANSWER CHOICES	RESPONSES	
\$35.00 per day plus mileage	0.00%	0
\$100-\$500 per day	27.27%	3
\$500-\$1,000 per day	9.09%	1
More than \$1,000 per day	0.00%	0
None/Not applicable	63.64%	7
TOTAL		11

Q82 Do you have a professional will in place?

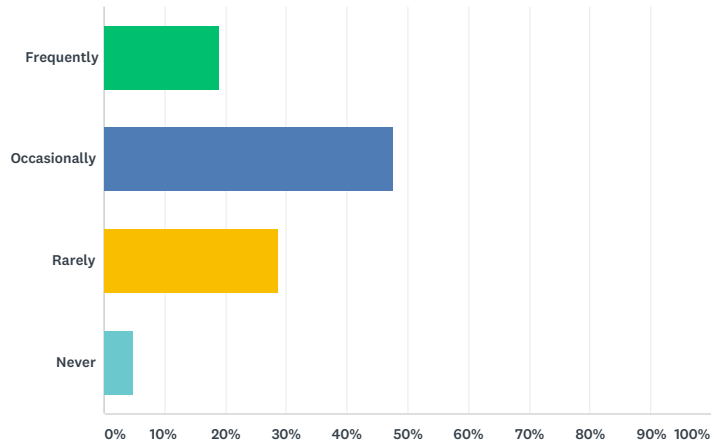
Answered: 21 Skipped: 1



ANSWER CHOICES	RESPONSES	
Yes, I have a professional will in place	19.05%	4
No, my agency/employer has a policy in place	23.81%	5
No, I do not have a professional will in place	57.14%	12
TOTAL		21

Q83 How often do you seek legal, ethical, or clinical consultation each month?

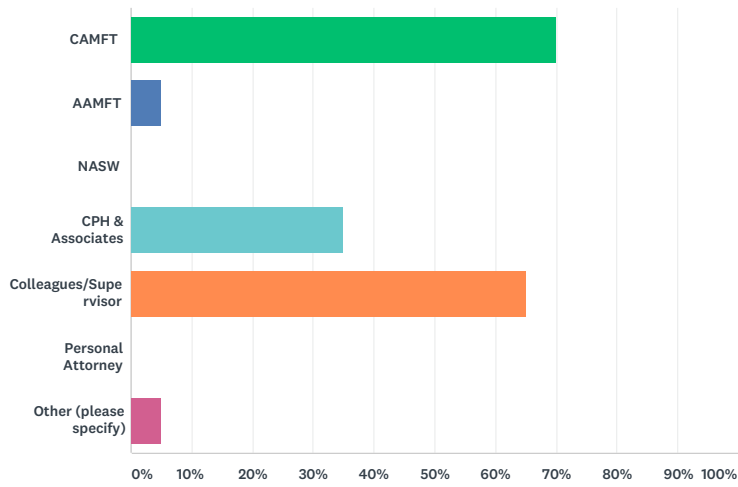
Answered: 21 Skipped: 1



ANSWER CHOICES	RESPONSES	
Frequently	19.05%	4
Occasionally	47.62%	10
Rarely	28.57%	6
Never	4.76%	1
TOTAL		21

Q84 From whom do you receive consultation? (Check all that apply)

Answered: 20 Skipped: 2

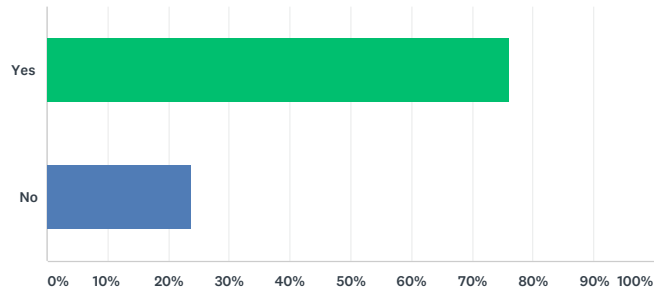


ANSWER CHOICES	RESPONSES	
CAMFT	70.00%	14
AAMFT	5.00%	1
NASW	0.00%	0
CPH & Associates	35.00%	7
Colleagues/Supervisor	65.00%	13
Personal Attorney	0.00%	0
Other (please specify)	5.00%	1
Total Respondents: 20		

#	OTHER (PLEASE SPECIFY)	DATE
1	My Therapist	5/11/2017 12:54 PM

Q85 If you could participate in Medicare as a reimbursable provider, would you?

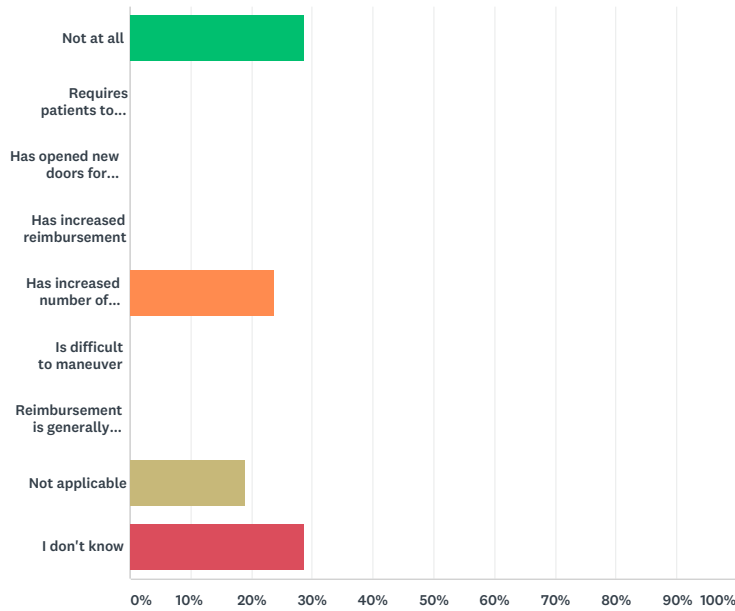
Answered: 21 Skipped: 1



ANSWER CHOICES	RESPONSES	
Yes	76.19%	16
No	23.81%	5
TOTAL		21

Q86 How has the passage of the parity law affected your employment/practice? (Check all that apply)

Answered: 21 Skipped: 1

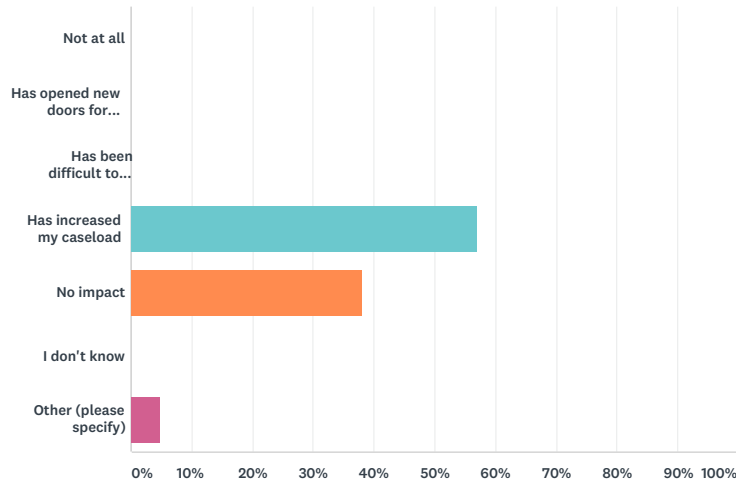


ANSWER CHOICES	RESPONSES
Not at all	28.57% 6
Requires patients to first be evaluated by physicians/psychologist	0.00% 0
Has opened new doors for employment/treatment	0.00% 0
Has increased reimbursement	0.00% 0
Has increased number of clients	23.81% 5
Is difficult to maneuver	0.00% 0
Reimbursement is generally denied regardless of "parity"	0.00% 0
Not applicable	19.05% 4
I don't know	28.57% 6
TOTAL	21

#	OTHER (PLEASE SPECIFY)	DATE
1	The insurance companies don't always honor this law	4/21/2017 3:41 PM

Q87 How has the implementation of the Affordable Care Act affected your employment/practice? Check all that apply.

Answered: 21 Skipped: 1

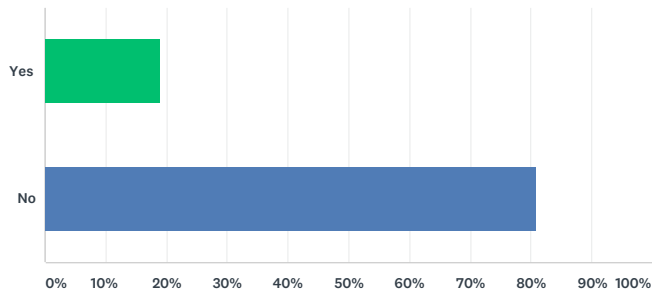


ANSWER CHOICES	RESPONSES
Not at all	0.00% 0
Has opened new doors for employment/treatment	0.00% 0
Has been difficult to understand	0.00% 0
Has increased my caseload	57.14% 12
No impact	38.10% 8
I don't know	0.00% 0
Other (please specify)	4.76% 1
TOTAL	21

#	OTHER (PLEASE SPECIFY)	DATE
1	Caused some potential clients to stay within their insurer network, that might have previously been a private payer on a sliding scale.	4/24/2017 10:13 AM

Q88 Do you supervise interns and/or trainees?

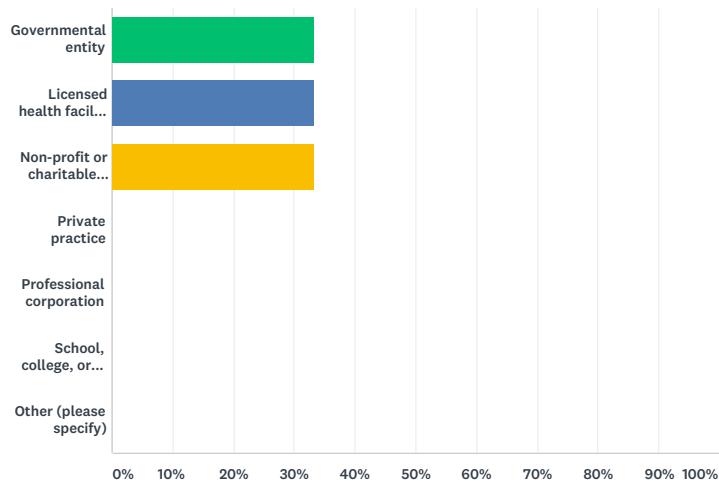
Answered: 21 Skipped: 1



ANSWER CHOICES	RESPONSES	
Yes	19.05%	4
No	80.95%	17
TOTAL		21

Q89 In which setting do you provide supervision?

Answered: 3 Skipped: 19

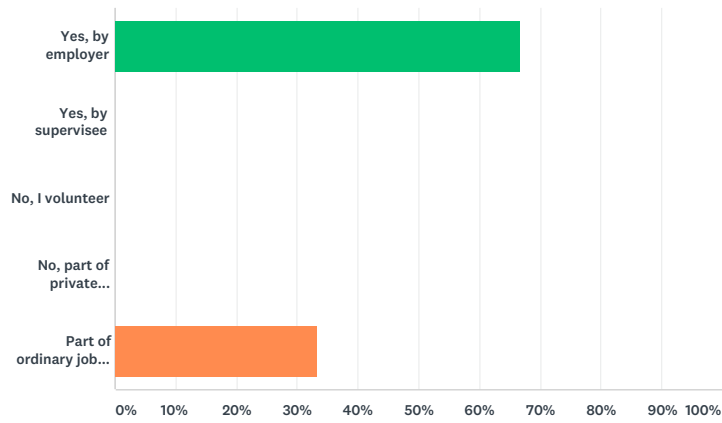


ANSWER CHOICES	RESPONSES
Governmental entity	33.33% 1
Licensed health facility (e.g., hospital)	33.33% 1
Non-profit or charitable corporation	33.33% 1
Private practice	0.00% 0
Professional corporation	0.00% 0
School, college, or university	0.00% 0
Other (please specify)	0.00% 0
Total Respondents: 3	

#	OTHER (PLEASE SPECIFY)	DATE
	There are no responses.	

Q90 Are you paid for the supervision you provide?

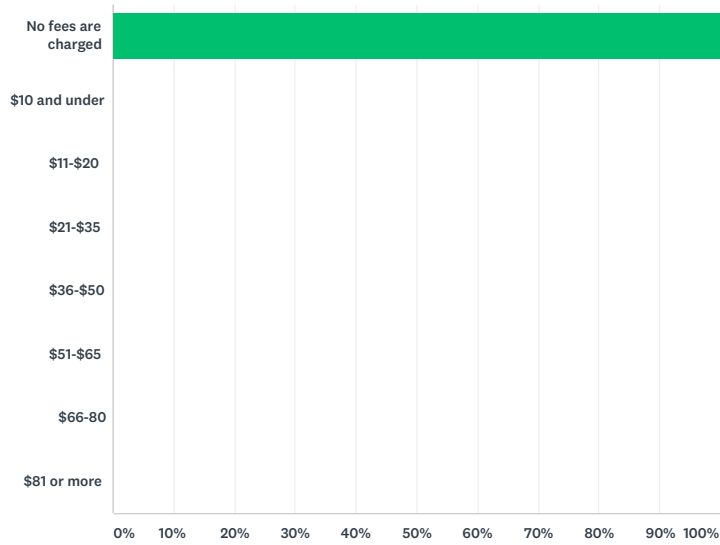
Answered: 3 Skipped: 19



ANSWER CHOICES	RESPONSES	
Yes, by employer	66.67%	2
Yes, by supervisee	0.00%	0
No, I volunteer	0.00%	0
No, part of private practice overhead	0.00%	0
Part of ordinary job duties	33.33%	1
TOTAL		3

Q91 What is the usual and customary fee charged to clients for the services of the intern(s) and/or trainee(s) you supervise?

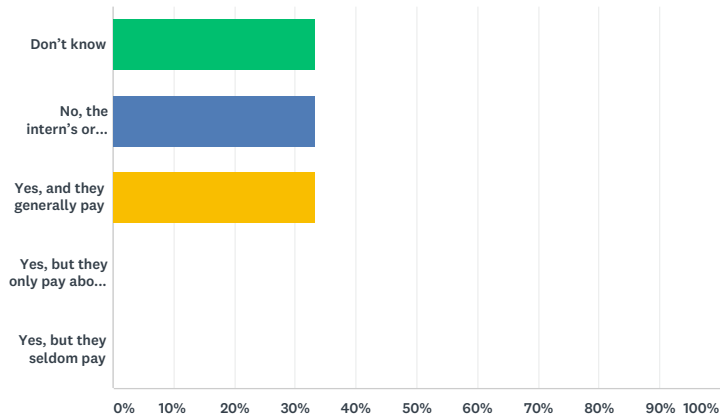
Answered: 2 Skipped: 20



ANSWER CHOICES	RESPONSES	
No fees are charged	100.00%	2
\$10 and under	0.00%	0
\$11-\$20	0.00%	0
\$21-\$35	0.00%	0
\$36-\$50	0.00%	0
\$51-\$65	0.00%	0
\$66-80	0.00%	0
\$81 or more	0.00%	0
TOTAL		2

Q92 Are third-party payers generally billed for the interns' or trainees' services?

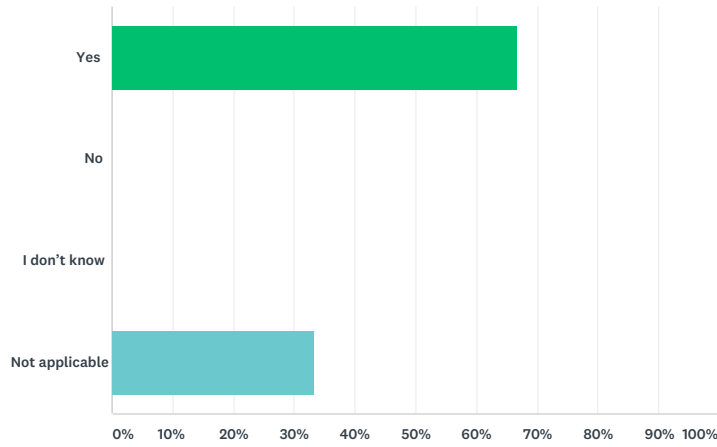
Answered: 3 Skipped: 19



ANSWER CHOICES	RESPONSES	
Don't know	33.33%	1
No, the intern's or trainee's services are not billed to third parties	33.33%	1
Yes, and they generally pay	33.33%	1
Yes, but they only pay about fifty percent of the time	0.00%	0
Yes, but they seldom pay	0.00%	0
TOTAL		3

Q93 If third parties are billed for intern or trainee services, is it disclosed that the intern or trainee was the provider?

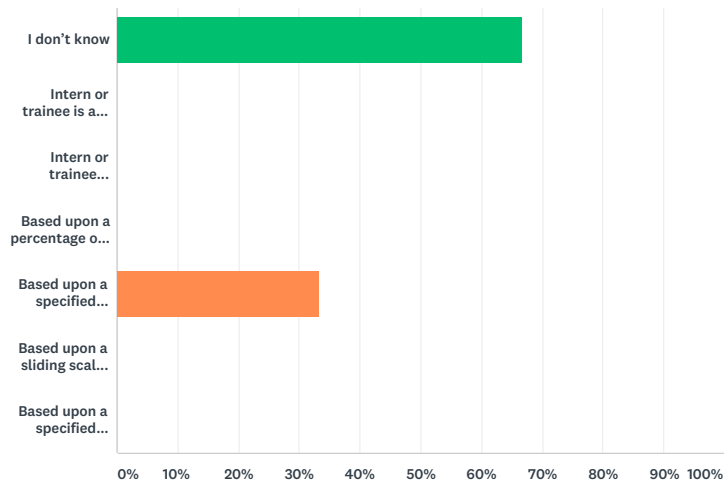
Answered: 3 Skipped: 19



ANSWER CHOICES	RESPONSES	
Yes	66.67%	2
No	0.00%	0
I don't know	0.00%	0
Not applicable	33.33%	1
TOTAL		3

Q94 How is the intern's or trainee's wage determined?

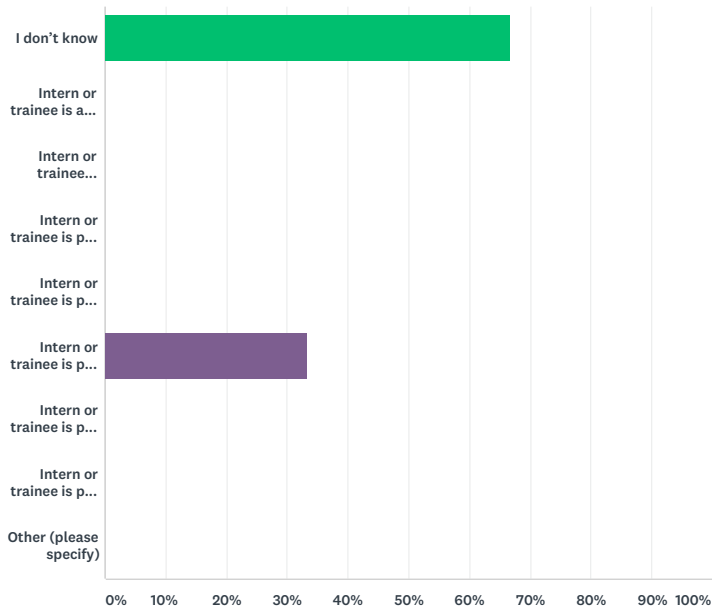
Answered: 3 Skipped: 19



ANSWER CHOICES	PERCENTAGE	RESPONSES
I don't know	66.67%	2
Intern or trainee is an unpaid volunteer	0.00%	0
Intern or trainee received only a nominal stipend to cover/offset volunteer expenses	0.00%	0
Based upon a percentage of the fees generated	0.00%	0
Based upon a specified amount per hour	33.33%	1
Based upon a sliding scale depending upon client volume	0.00%	0
Based upon a specified amount per week/month/year	0.00%	0
TOTAL		3

Q95 If the intern or trainee is paid, approximately how much does an intern or trainee get paid per hour?

Answered: 3 Skipped: 19

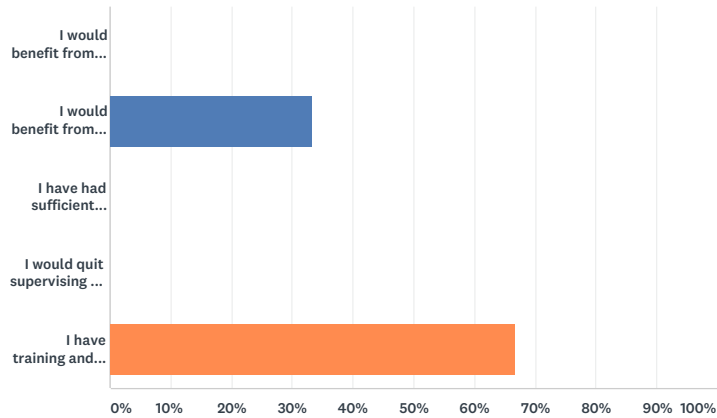


ANSWER CHOICES		RESPONSES	
I don't know		66.67%	2
Intern or trainee is an unpaid volunteer		0.00%	0
Intern or trainee receives approximately \$500 or less per month for actual expenses incurred as a volunteer		0.00%	0
Intern or trainee is paid approximately \$8-\$15 per hour		0.00%	0
Intern or trainee is paid approximately \$16-\$25 per hour		0.00%	0
Intern or trainee is paid approximately \$26-\$35 per hour		33.33%	1
Intern or trainee is paid approximately \$36-\$45 per hour		0.00%	0
Intern or trainee is paid \$46 or more per hour		0.00%	0
Other (please specify)		0.00%	0
TOTAL			3

#	OTHER (PLEASE SPECIFY)	DATE
	There are no responses.	

Q96 Do you believe you have sufficient education, training, and experience to adequately provide supervision?

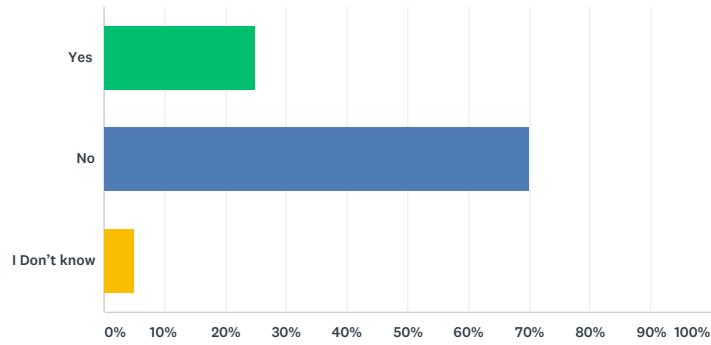
Answered: 3 Skipped: 19



ANSWER CHOICES	RESPONSES	
I would benefit from training, but do not have the time	0.00%	0
I would benefit from training and am interested in such an opportunity	33.33%	1
I have had sufficient training and experience in supervision and am not interested in more training	0.00%	0
I would quit supervising if I had to engage in more training	0.00%	0
I have training and would like more	66.67%	2
TOTAL		3

Q97 Are you and/or your employer an approved continuing education provider?

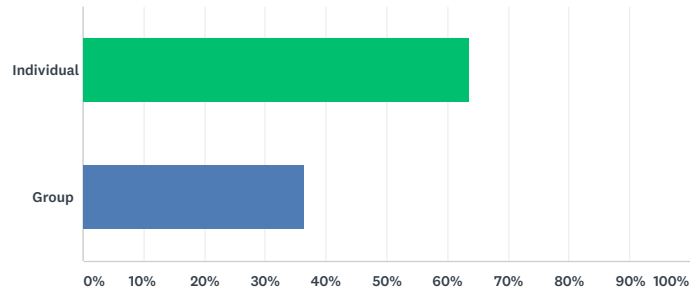
Answered: 20 Skipped: 2



ANSWER CHOICES	RESPONSES	
Yes	25.00%	5
No	70.00%	14
I Don't know	5.00%	1
TOTAL		20

Q98 Are you an individual or group provider (group equals 2 or more people)?

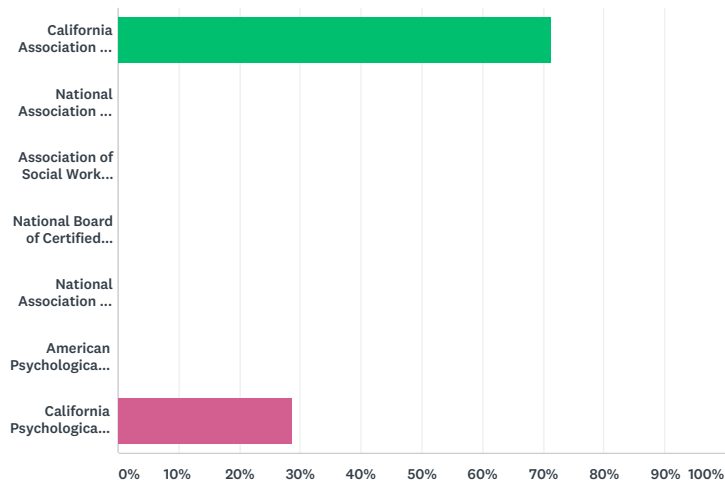
Answered: 11 Skipped: 11



ANSWER CHOICES	RESPONSES
Individual	63.64% 7
Group	36.36% 4
TOTAL	11

Q99 Which approval agency issued your CE provider number?

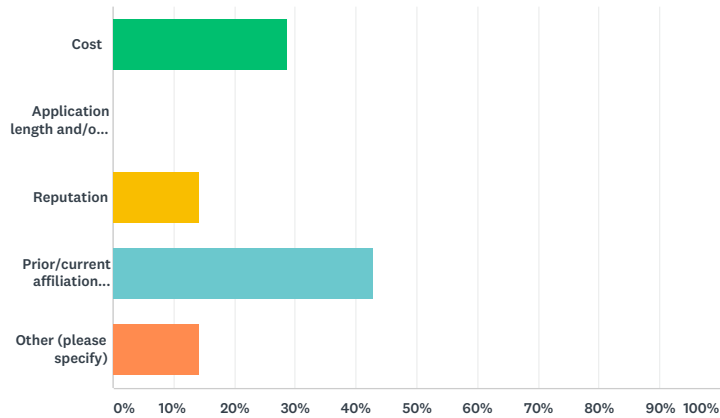
Answered: 7 Skipped: 15



ANSWER CHOICES	RESPONSES	
California Association of Marriage and Family Therapists (CAMFT)	71.43%	5
National Association of Social Workers (NASW)	0.00%	0
Association of Social Work Boards (SWB)	0.00%	0
National Board of Certified Counselors (NBCC)	0.00%	0
National Association of School Psychologists (NASP)	0.00%	0
American Psychological Association (APA)	0.00%	0
California Psychological Association (CPA)	28.57%	2
TOTAL		7

Q100 What was your primary consideration in deciding which provider approval agency to choose?

Answered: 7 Skipped: 15

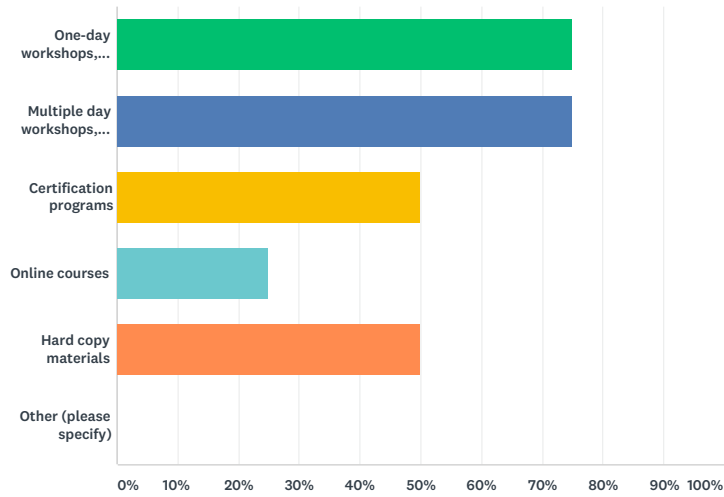


ANSWER CHOICES	RESPONSES
Cost	28.57% 2
Application length and/or complexity	0.00% 0
Reputation	14.29% 1
Prior/current affiliation with agency	42.86% 3
Other (please specify)	14.29% 1
TOTAL	7

#	OTHER (PLEASE SPECIFY)	DATE
1	Employer chose	4/21/2017 4:15 PM

Q101 Which method do you use to offer CE coursework? (Check all that apply)

Answered: 4 Skipped: 18

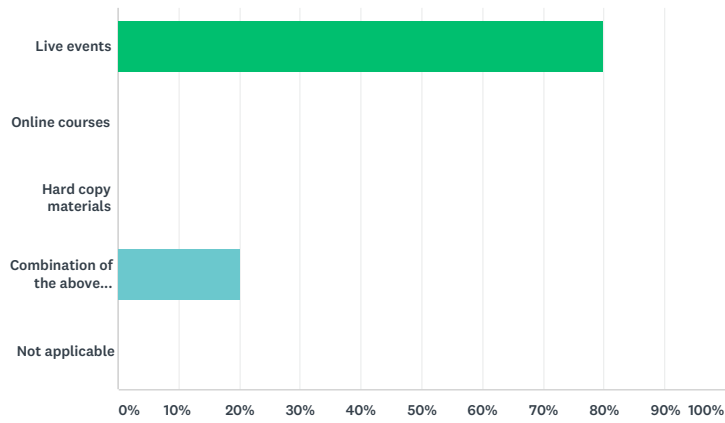


ANSWER CHOICES	RESPONSES	
One-day workshops, conferences, trainings, etc.	75.00%	3
Multiple day workshops, conferences, trainings, etc.	75.00%	3
Certification programs	50.00%	2
Online courses	25.00%	1
Hard copy materials	50.00%	2
Other (please specify)	0.00%	0
Total Respondents: 4		

#	OTHER (PLEASE SPECIFY)	DATE
	There are no responses.	

Q102 How do you prefer to fulfill your CE requirements?

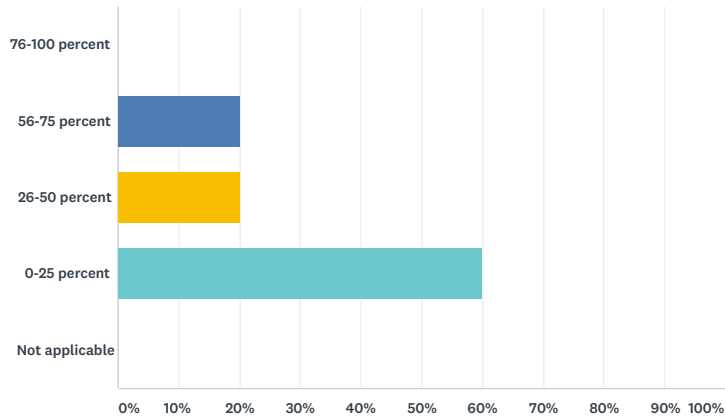
Answered: 5 Skipped: 17



ANSWER CHOICES	RESPONSES	
Live events	80.00%	4
Online courses	0.00%	0
Hard copy materials	0.00%	0
Combination of the above options	20.00%	1
Not applicable	0.00%	0
TOTAL		5

Q103 What percentage of your total CE per renewal cycle do you obtain via CAMFT education opportunities (live, hard copy, and/or online?)

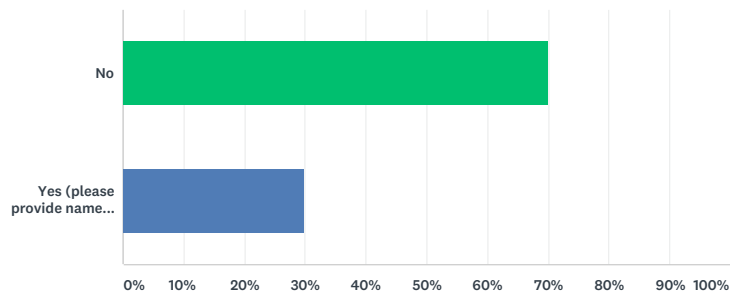
Answered: 5 Skipped: 17



ANSWER CHOICES	RESPONSES	
76-100 percent	0.00%	0
56-75 percent	20.00%	1
26-50 percent	20.00%	1
0-25 percent	60.00%	3
Not applicable	0.00%	0
TOTAL		5

Q104 Are you a member of another professional association?

Answered: 20 Skipped: 2

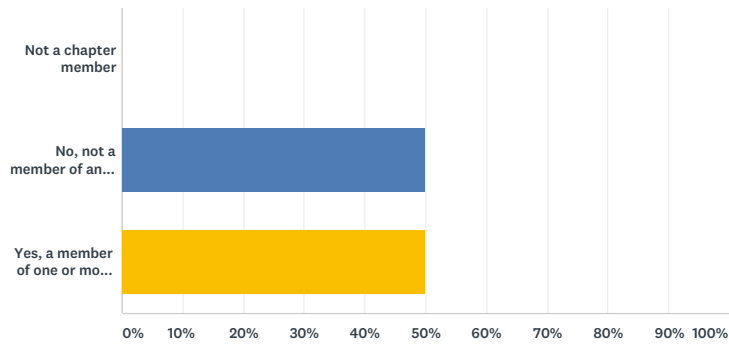


ANSWER CHOICES	RESPONSES	
No	70.00%	14
Yes (please provide name of association)	30.00%	6
TOTAL		20

#	YES (PLEASE PROVIDE NAME OF ASSOCIATION)	DATE
1	APA	5/11/2017 8:22 AM
2	AAMFT	4/24/2017 11:14 AM
3	CHADD, ADDA	4/24/2017 10:15 AM
4	International Society For the Study of Trauma and Dissociation; AMCAP	4/21/2017 9:45 PM
5	Foundation for Human Enrichment/Somatic Experiencing	4/21/2017 8:16 PM
6	AAMFT	4/21/2017 3:10 PM

Q105 Are you a member of a CAMFT Chapter?

Answered: 20 Skipped: 2



ANSWER CHOICES	RESPONSES
Not a chapter member	0.00% 0
No, not a member of any chapter	50.00% 10
Yes, a member of one or more chapters	50.00% 10
TOTAL	20

Q106 Why are you not a member of a CAMFT Chapter?

Answered: 0 Skipped: 22

 No matching responses.

ANSWER CHOICES		RESPONSES	
Not worthwhile		0.00%	0
No time		0.00%	0
No interest		0.00%	0
Too far to travel		0.00%	0
Not aware of CAMFT Chapters		0.00%	0
Too expensive		0.00%	0
Other (please specify)		0.00%	0
Total Respondents: 0			

#	OTHER (PLEASE SPECIFY)	DATE
	There are no responses.	

Q107 Have you taken advantage of discounts from CAMFT's affinity partners? (check all that apply)

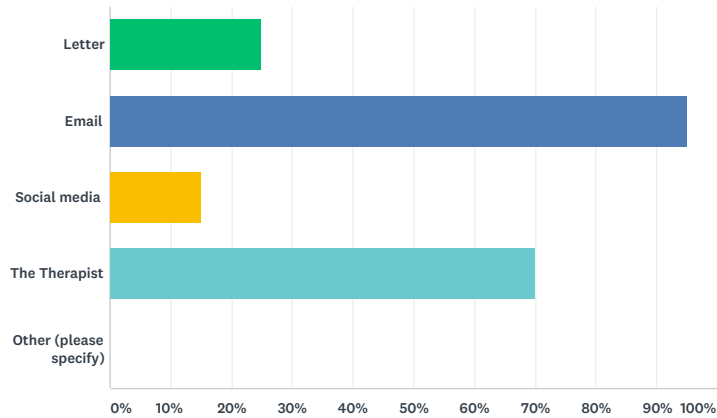
Answered: 0 Skipped: 22

 No matching responses.

ANSWER CHOICES	RESPONSES	
ADP	0.00%	0
CPH & Associates	0.00%	0
Geico	0.00%	0
Northcentral University	0.00%	0
Psychology Today	0.00%	0
Simple Practice	0.00%	0
The Chill Sessions	0.00%	0
Therapick.com	0.00%	0
Therapysites	0.00%	0
None/not applicable	0.00%	0
TOTAL		0

Q108 How do you prefer to receive communications from CAMFT?
(check all that apply)

Answered: 20 Skipped: 2

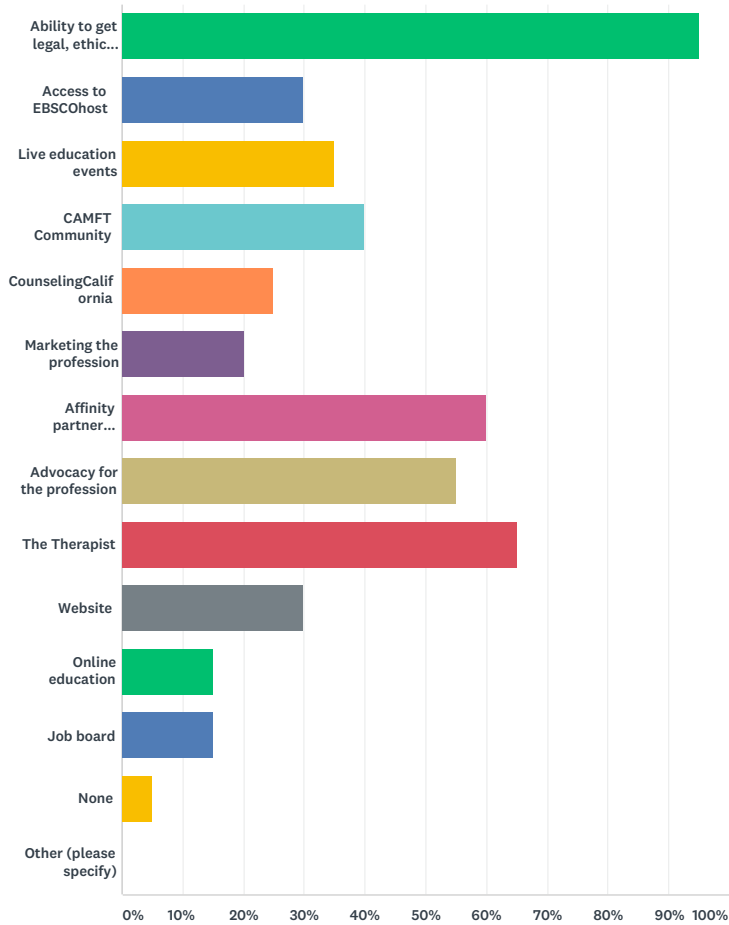


ANSWER CHOICES	RESPONSES	
Letter	25.00%	5
Email	95.00%	19
Social media	15.00%	3
The Therapist	70.00%	14
Other (please specify)	0.00%	0
Total Respondents: 20		

#	OTHER (PLEASE SPECIFY)	DATE
	There are no responses.	

Q109 What CAMFT member benefits do you consider to be most beneficial? (Check all that apply)

Answered: 20 Skipped: 2

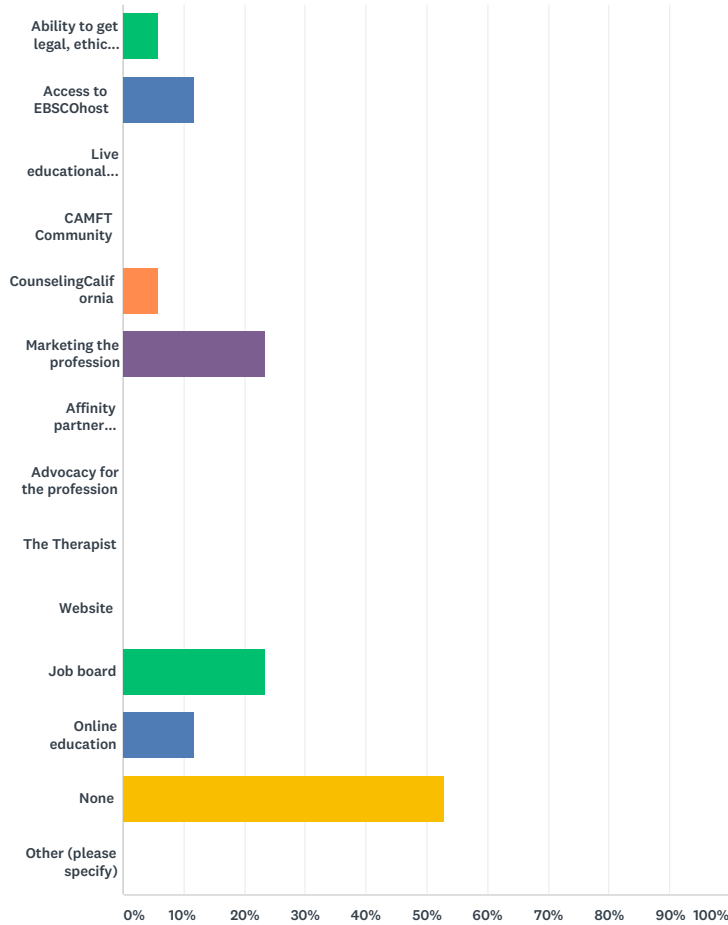


ANSWER CHOICES	RESPONSES
Ability to get legal, ethical and business questions answered	95.00% 19
Access to EBSCOhost	30.00% 6
Live education events	35.00% 7
CAMFT Community	40.00% 8
CounselingCalifornia	25.00% 5
Marketing the profession	20.00% 4
Affinity partner benefits: CPH Professional liability insurance, Geico insurance, ADP discounts, Office Depot/Office Max discounts, Psychology Today subscription, simplepractice, the chill sessions, therapick.com, therapysites	60.00% 12
Advocacy for the profession	55.00% 11
The Therapist	65.00% 13
Website	30.00% 6
Online education	15.00% 3
Job board	15.00% 3
None	5.00% 1
Other (please specify)	0.00% 0
Total Respondents: 20	

#	OTHER (PLEASE SPECIFY)	DATE
	There are no responses.	

Q110 What CAMFT member benefits do you consider to be least beneficial? (Check all that apply)

Answered: 17 Skipped: 5

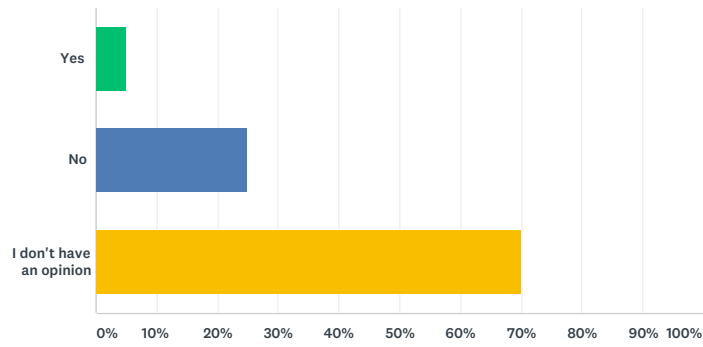


ANSWER CHOICES	RESPONSES
Ability to get legal, ethical and business questions answered	5.88% 1
Access to EBSCOhost	11.76% 2
Live educational events - Annual conference, Fall Symposium and workshops	0.00% 0
CAMFT Community	0.00% 0
CounselingCalifornia	5.88% 1
Marketing the profession	23.53% 4
Affinity partner benefits: CPH Professional liability insurance, Geico insurance, ADP discounts, Office Depot/Office Max discounts, Psychology Today subscription, simplepractice, the chill sessions, therapick.com, therapysites	0.00% 0
Advocacy for the profession	0.00% 0
The Therapist	0.00% 0
Website	0.00% 0
Job board	23.53% 4
Online education	11.76% 2
None	52.94% 9
Other (please specify)	0.00% 0
Total Respondents: 17	

#	OTHER (PLEASE SPECIFY)	DATE
	There are no responses.	

Q111 Would you want to see CAMFT's logo/graphic identity updated?

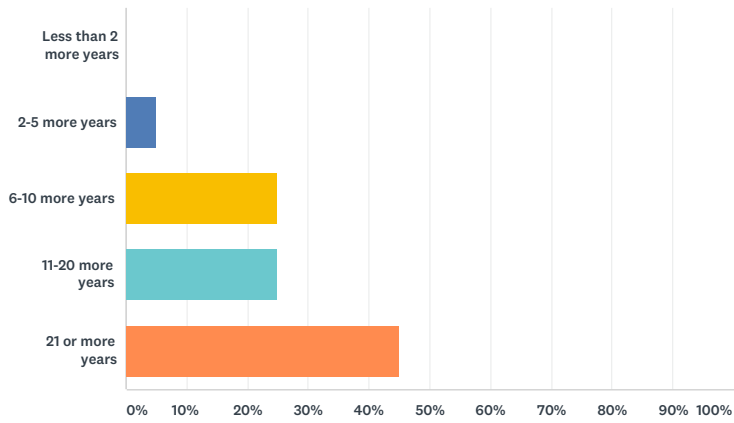
Answered: 20 Skipped: 2



ANSWER CHOICES	RESPONSES	
Yes	5.00%	1
No	25.00%	5
I don't have an opinion	70.00%	14
TOTAL		20

Q112 I expect to be a member of CAMFT:

Answered: 20 Skipped: 2



ANSWER CHOICES	RESPONSES	
Less than 2 more years	0.00%	0
2-5 more years	5.00%	1
6-10 more years	25.00%	5
11-20 more years	25.00%	5
21 or more years	45.00%	9
TOTAL		20

Q113 Comments/Feedback

Answered: 2 Skipped: 20

#	RESPONSES	DATE
1	Need more board transparency and communication with members before CAMFT takes positions that affect the profession.	4/21/2017 8:19 PM
2	This was way too long.	4/21/2017 4:18 PM

Q114 Additional questions you would like to see in future demographic surveys:

Answered: 0 Skipped: 22

#	RESPONSES	DATE
	There are no responses.	