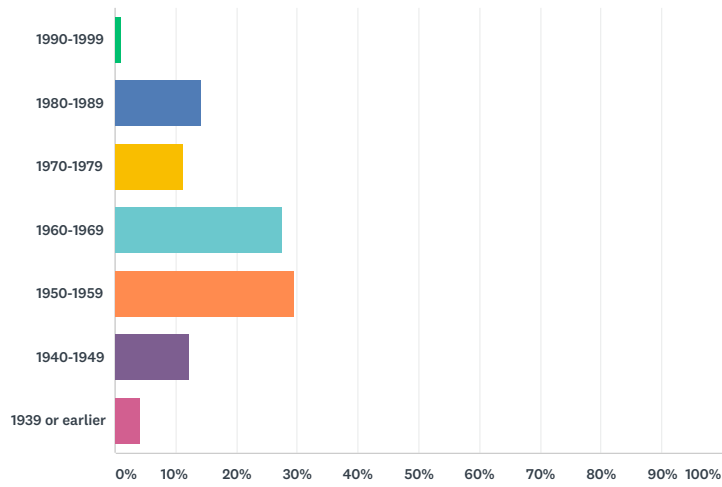


Q1 What year were you born?

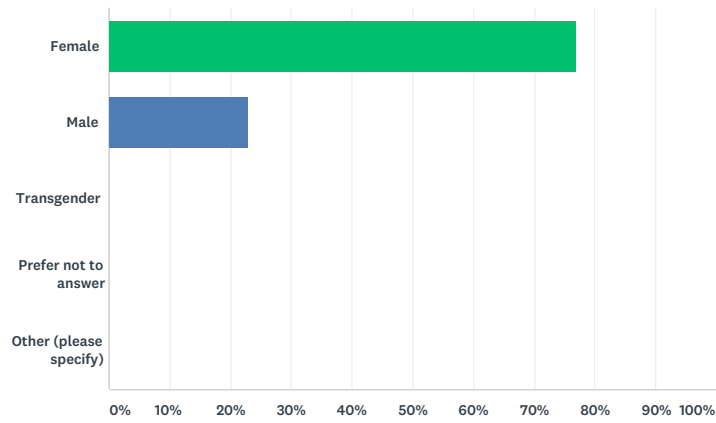
Answered: 98 Skipped: 0



ANSWER CHOICES	RESPONSES	
1990-1999	1.02%	1
1980-1989	14.29%	14
1970-1979	11.22%	11
1960-1969	27.55%	27
1950-1959	29.59%	29
1940-1949	12.24%	12
1939 or earlier	4.08%	4
TOTAL		98

Q2 What is your gender identity?

Answered: 96 Skipped: 2

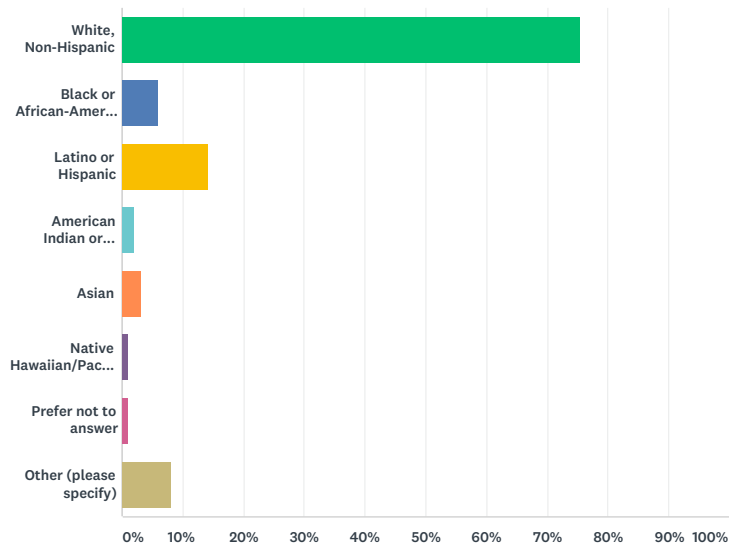


ANSWER CHOICES	RESPONSES	
Female	77.08%	74
Male	22.92%	22
Transgender	0.00%	0
Prefer not to answer	0.00%	0
Other (please specify)	0.00%	0
TOTAL		96

#	OTHER (PLEASE SPECIFY)	DATE
	There are no responses.	

Q3 What is your race/ethnic origin? (Check all that apply)

Answered: 98 Skipped: 0

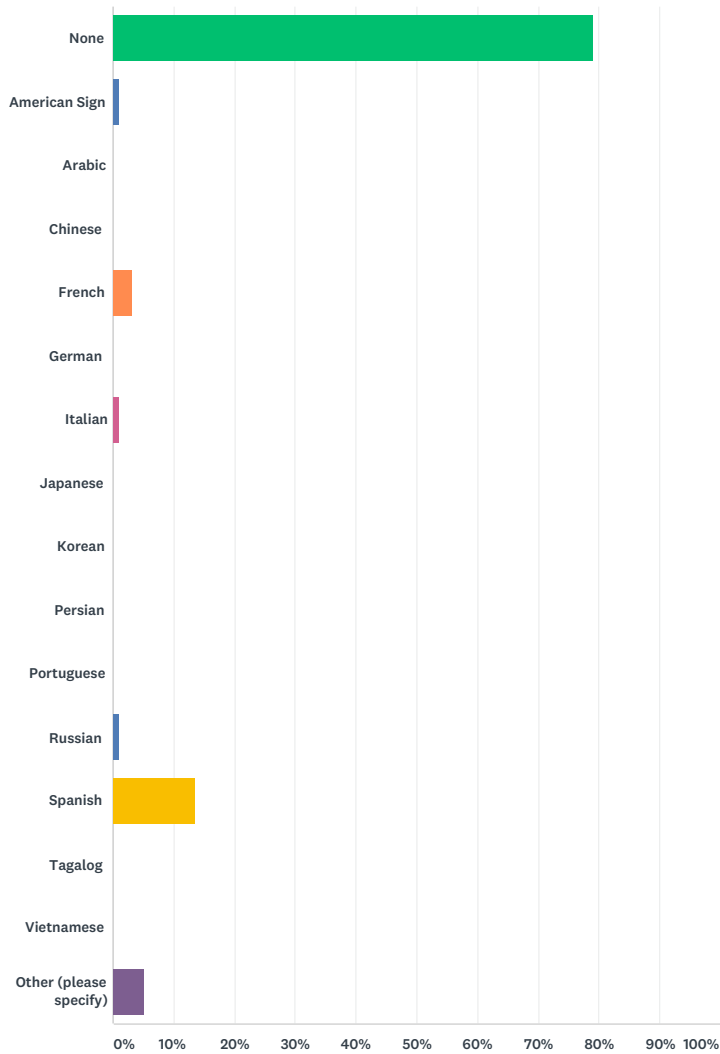


ANSWER CHOICES	RESPONSES
White, Non-Hispanic	75.51% 74
Black or African-American	6.12% 6
Latino or Hispanic	14.29% 14
American Indian or Alaskan Native	2.04% 2
Asian	3.06% 3
Native Hawaiian/Pacific Islander	1.02% 1
Prefer not to answer	1.02% 1
Other (please specify)	8.16% 8
Total Respondents: 98	

#	OTHER (PLEASE SPECIFY)	DATE
1	Creole	4/27/2017 4:28 AM
2	Italian, Middle Eastern & Asian	4/26/2017 9:01 PM
3	Creole	4/26/2017 4:49 PM
4	Middle-Eastern	4/24/2017 1:59 PM
5	Mixed Heritage	4/23/2017 1:07 PM
6	European	4/23/2017 2:51 AM
7	Middle eastern	4/22/2017 6:39 AM
8	White and Hispanic	4/22/2017 4:14 AM

Q4 What language(s) do you speak in addition to English? (Check all that apply)

Answered: 96 Skipped: 2

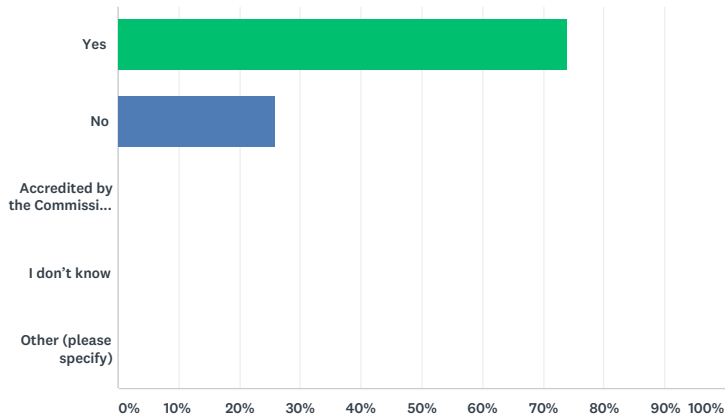


ANSWER CHOICES	RESPONSES	
None	79.17%	76
American Sign	1.04%	1
Arabic	0.00%	0
Chinese	0.00%	0
French	3.13%	3
German	0.00%	0
Italian	1.04%	1
Japanese	0.00%	0
Korean	0.00%	0
Persian	0.00%	0
Portuguese	0.00%	0
Russian	1.04%	1
Spanish	13.54%	13
Tagalog	0.00%	0
Vietnamese	0.00%	0
Other (please specify)	5.21%	5

Total Respondents: 96		
#	OTHER (PLEASE SPECIFY)	DATE
1	Gujarati	4/24/2017 2:45 AM
2	Minimal Spanish	4/21/2017 8:11 PM
3	Swedish	4/21/2017 4:18 PM
4	Armenian	4/21/2017 3:55 PM
5	Hebrew	4/21/2017 3:05 PM

Q5 Did you graduate from a program accredited by the Commission on Accreditation for Marriage and Family Therapists? (COAMFTE)?

Answered: 96 Skipped: 2

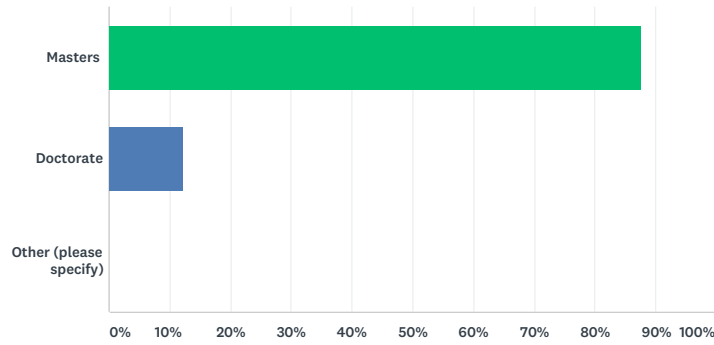


ANSWER CHOICES	RESPONSES	
Yes	73.96%	71
No	26.04%	25
Accredited by the Commission on Accreditation for Marriage and Family Therapy Education (COAMFTE)	0.00%	0
I don't know	0.00%	0
Other (please specify)	0.00%	0
Total Respondents: 96		

#	OTHER (PLEASE SPECIFY)	DATE
	There are no responses.	

Q6 What is the highest relevant degree you have earned related to psychotherapy?

Answered: 98 Skipped: 0

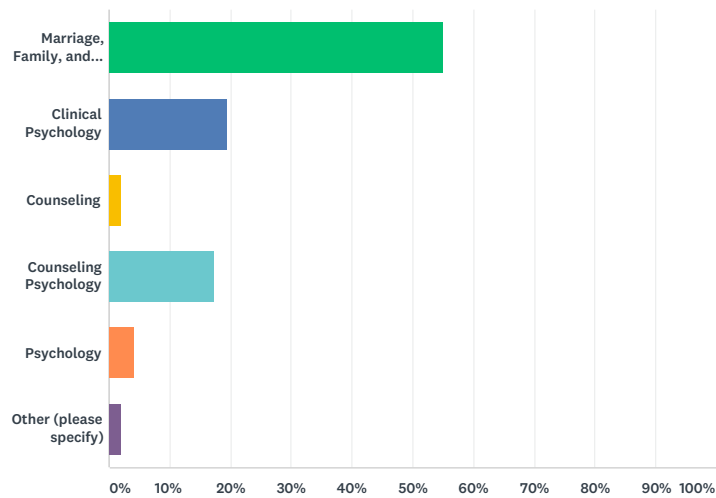


ANSWER CHOICES	RESPONSES	
Masters	87.76%	86
Doctorate	12.24%	12
Other (please specify)	0.00%	0
TOTAL		98

#	OTHER (PLEASE SPECIFY)	DATE
	There are no responses.	

Q7 What is the subject area of your highest relevant degree related to psychotherapy?

Answered: 98 Skipped: 0

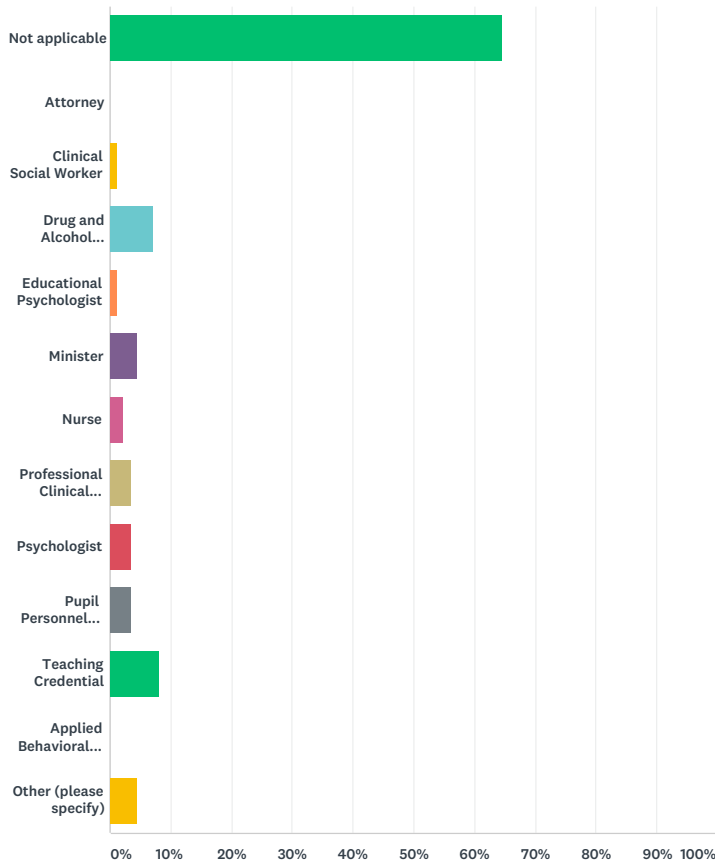


ANSWER CHOICES	RESPONSES
Marriage, Family, and Child Counseling/Marital and Family Therapy	55.10% 54
Clinical Psychology	19.39% 19
Counseling	2.04% 2
Counseling Psychology	17.35% 17
Psychology	4.08% 4
Other (please specify)	2.04% 2
TOTAL	98

#	OTHER (PLEASE SPECIFY)	DATE
1	Community/Clinical Psychology	4/25/2017 12:26 PM
2	Developmental psychology	4/21/2017 5:51 PM

Q8 Which additional California credentials/licenses do you hold? (Check all that apply)

Answered: 85 Skipped: 13

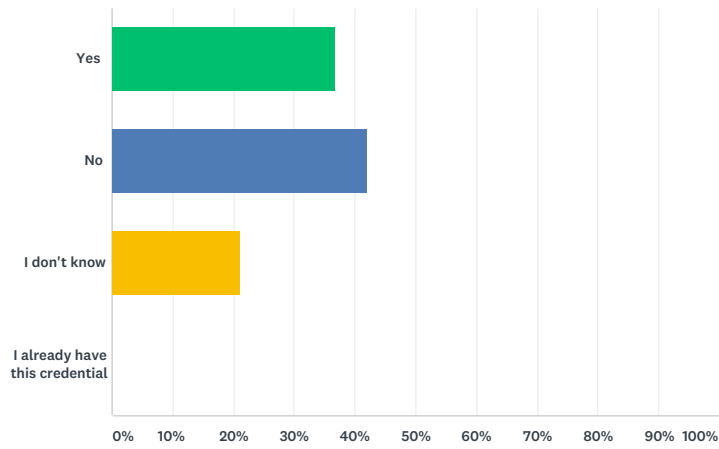


ANSWER CHOICES	RESPONSES
Not applicable	64.71% 55
Attorney	0.00% 0
Clinical Social Worker	1.18% 1
Drug and Alcohol Counselor	7.06% 6
Educational Psychologist	1.18% 1
Minister	4.71% 4
Nurse	2.35% 2
Professional Clinical Counselor	3.53% 3
Psychologist	3.53% 3
Pupil Personnel Services	3.53% 3
Teaching Credential	8.24% 7
Applied Behavioral Specialist	0.00% 0
Other (please specify)	4.71% 4
Total Respondents: 85	

#	OTHER (PLEASE SPECIFY)	DATE
1	Licensed Private Investigator (Forensic consultant)	5/11/2017 11:54 AM
2	Certified Gambling Counselor	5/2/2017 7:01 PM
3	Adoption Service Provider	4/23/2017 5:14 PM
4	Certified Play Therapist	4/21/2017 3:29 PM

Q9 If a Mental Health Pupil Personnel Services (PPS) credential was created, would you be interested in pursuing it in order to provide counseling to students in public schools?

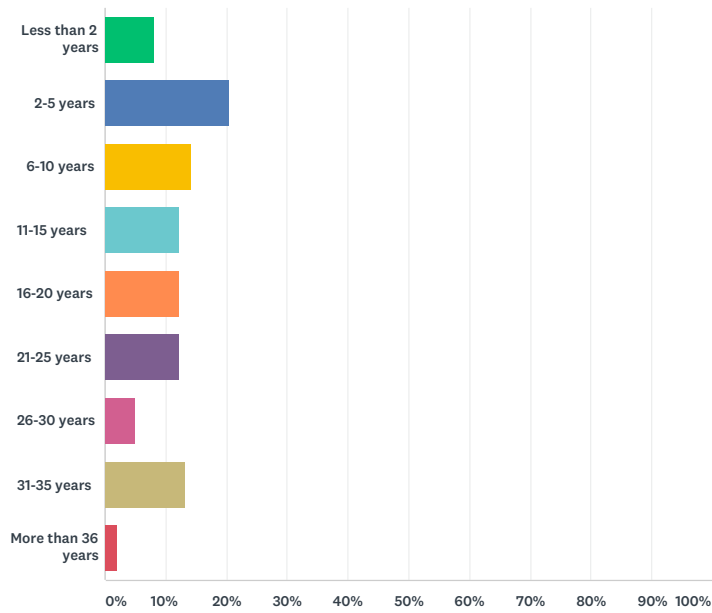
Answered: 95 Skipped: 3



ANSWER CHOICES	RESPONSES	
Yes	36.84%	35
No	42.11%	40
I don't know	21.05%	20
I already have this credential	0.00%	0
TOTAL		95

Q10 How many years have you been licensed as an MFT?

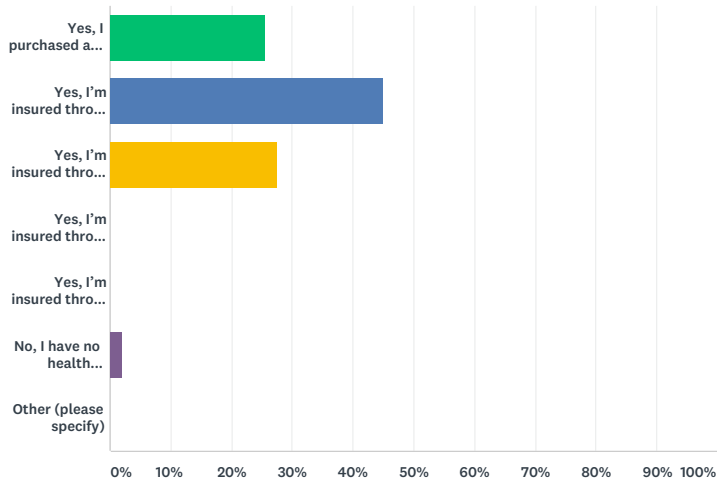
Answered: 98 Skipped: 0



ANSWER CHOICES	RESPONSES	
Less than 2 years	8.16%	8
2-5 years	20.41%	20
6-10 years	14.29%	14
11-15 years	12.24%	12
16-20 years	12.24%	12
21-25 years	12.24%	12
26-30 years	5.10%	5
31-35 years	13.27%	13
More than 36 years	2.04%	2
TOTAL		98

Q11 Do you have health insurance for your personal medical care?

Answered: 98 Skipped: 0

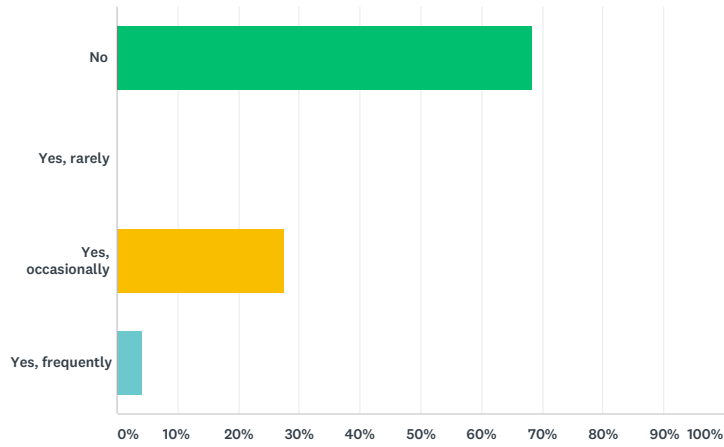


ANSWER CHOICES	RESPONSES	
Yes, I purchased a private plan	25.51%	25
Yes, I'm insured through my employer	44.90%	44
Yes, I'm insured through my spouse/partner	27.55%	27
Yes, I'm insured through CAMFT's guaranteed issue health plan	0.00%	0
Yes, I'm insured through Covered California	0.00%	0
No, I have no health insurance	2.04%	2
Other (please specify)	0.00%	0
TOTAL		98

#	OTHER (PLEASE SPECIFY)	DATE
	There are no responses.	

Q12 Within the last two years, have you received personal psychotherapy?

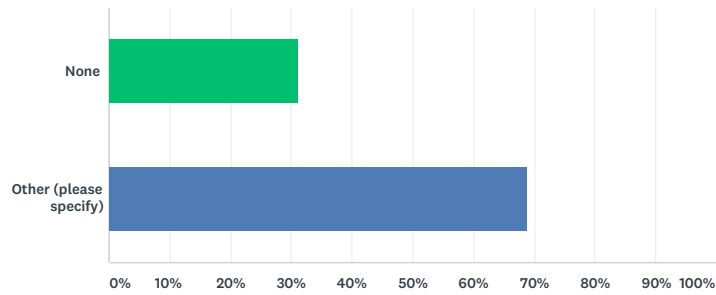
Answered: 98 Skipped: 0



ANSWER CHOICES	RESPONSES	
No	68.37%	67
Yes, rarely	0.00%	0
Yes, occasionally	27.55%	27
Yes, frequently	4.08%	4
TOTAL		98

Q13 What was your career before becoming an LMFT?

Answered: 96 Skipped: 2



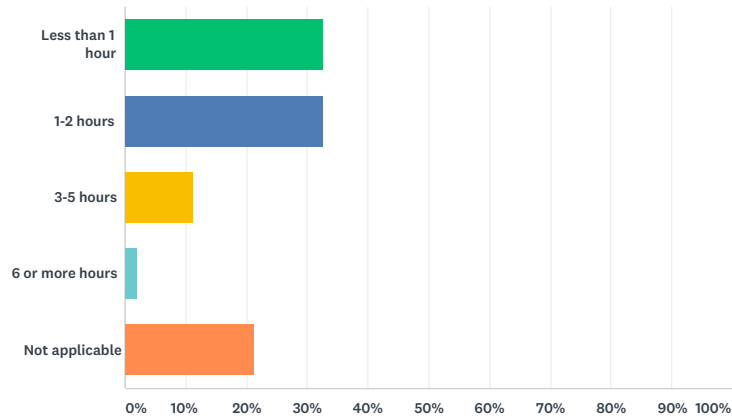
ANSWER CHOICES	RESPONSES	
None	31.25%	30
Other (please specify)	68.75%	66
TOTAL		96

#	OTHER (PLEASE SPECIFY)	DATE
1	office manager	5/22/2017 6:33 PM
2	Human Resources	5/17/2017 2:14 PM
3	Business professional	5/15/2017 7:59 AM
4	Insurance Claims	5/12/2017 10:19 AM
5	administrator	5/12/2017 7:27 AM
6	Peace officer / Investigator / Evaluator	5/11/2017 11:55 AM
7	Public Servant (Social Security Claims Rep)	5/11/2017 8:02 AM
8	Social worker	5/7/2017 3:06 PM
9	Program Coordinator for Catholic Charities Poverty Services	5/6/2017 6:44 PM
10	Alcohol Drug Counselor	5/2/2017 7:03 PM
11	Dental Technician	4/30/2017 6:04 PM
12	workers' compensation claims adjuster	4/27/2017 4:17 PM
13	Teacher	4/27/2017 8:36 AM
14	Victim Advocate	4/27/2017 5:01 AM
15	Police detective	4/27/2017 4:30 AM
16	Elementary Teacher	4/26/2017 10:52 PM
17	Artist	4/26/2017 9:10 PM
18	Non profit supervisor	4/26/2017 8:37 PM
19	Social work	4/26/2017 6:59 PM
20	Management consultant/business executive	4/26/2017 6:34 PM
21	RN	4/26/2017 5:27 PM
22	Advertising Creative and Graphic Design	4/26/2017 4:52 PM
23	Collegiate coach	4/26/2017 4:03 PM
24	Self employed	4/26/2017 3:47 PM
25	Entertainer	4/26/2017 3:34 PM
26	school counselor	4/26/2017 3:31 PM
27	Worked for the government.	4/24/2017 2:00 PM
28	Administration/ Marketing	4/24/2017 11:37 AM
29	CA credentialed educator	4/24/2017 8:26 AM
30	Human Resources Officer	4/23/2017 2:44 PM
31	Education	4/23/2017 2:53 AM
32	manufacturing supervisor	4/22/2017 2:02 PM
33	Legal field	4/22/2017 9:21 AM
34	Ad copywriter	4/22/2017 7:46 AM
35	Pastor	4/22/2017 6:50 AM
36	Behavior specialist, before that waitress	4/22/2017 6:41 AM
37	Violin Instructor	4/22/2017 6:31 AM
38	Life and disability insurance agent	4/22/2017 4:18 AM

39	Behavioral health Case manager	4/21/2017 9:24 PM
40	Mental Health Worker, Psychiatric	4/21/2017 8:15 PM
41	Waitress/bartender	4/21/2017 8:07 PM
42	Police Officer	4/21/2017 7:55 PM
43	Banking domentation specialist	4/21/2017 7:44 PM
44	Musician	4/21/2017 7:15 PM
45	Registered Nurse	4/21/2017 6:12 PM
46	High School teacher	4/21/2017 6:07 PM
47	Social Worker Supervisor	4/21/2017 5:51 PM
48	Registered Nurse	4/21/2017 5:42 PM
49	music teacher, missionary	4/21/2017 5:28 PM
50	secondary public school teacher	4/21/2017 5:15 PM
51	School Aide	4/21/2017 5:12 PM
52	Social work	4/21/2017 4:20 PM
53	Educator	4/21/2017 4:05 PM
54	Internal Auditor	4/21/2017 4:04 PM
55	Financial field	4/21/2017 3:56 PM
56	Office Assiistant	4/21/2017 3:54 PM
57	Real estate	4/21/2017 3:41 PM
58	RDAEF	4/21/2017 3:30 PM
59	Case manager	4/21/2017 3:08 PM
60	Automotive technician and shop foreman	4/21/2017 3:07 PM
61	College professor of psychology	4/21/2017 3:06 PM
62	Personal assistant	4/21/2017 2:53 PM
63	Corporate Human Resources	4/21/2017 2:47 PM
64	Social Service Worker	4/21/2017 2:41 PM
65	SOCIAL SERVICES	4/21/2017 2:15 PM
66	teacher	4/21/2017 2:10 PM

Q14 On average, how many hours per week do you volunteer or provide pro-bono therapy?

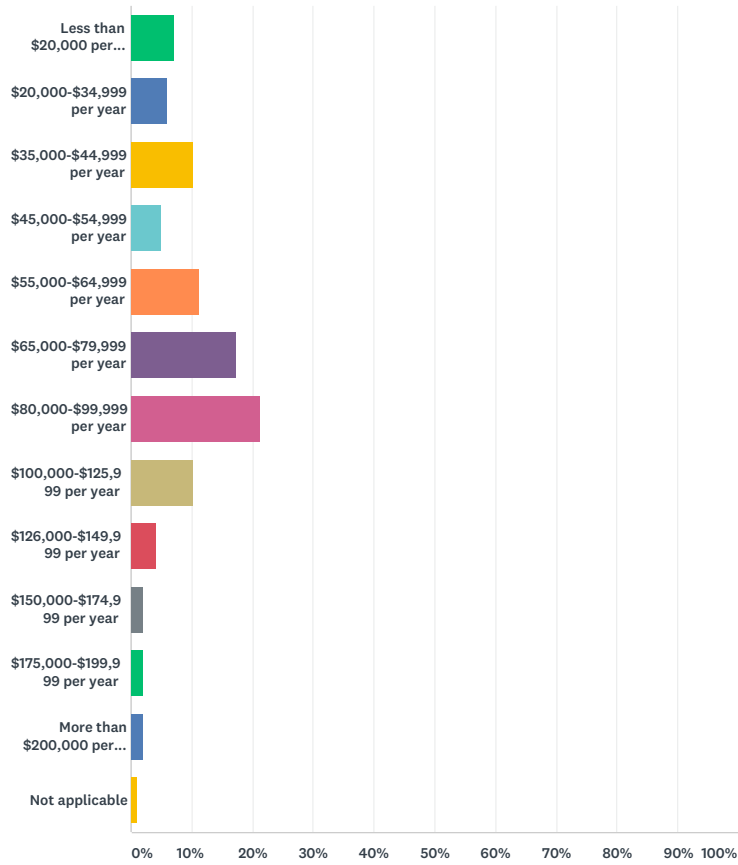
Answered: 98 Skipped: 0



ANSWER CHOICES	RESPONSES	
Less than 1 hour	32.65%	32
1-2 hours	32.65%	32
3-5 hours	11.22%	11
6 or more hours	2.04%	2
Not applicable	21.43%	21
TOTAL		98

Q15 What is your average annual income (before taxes)?

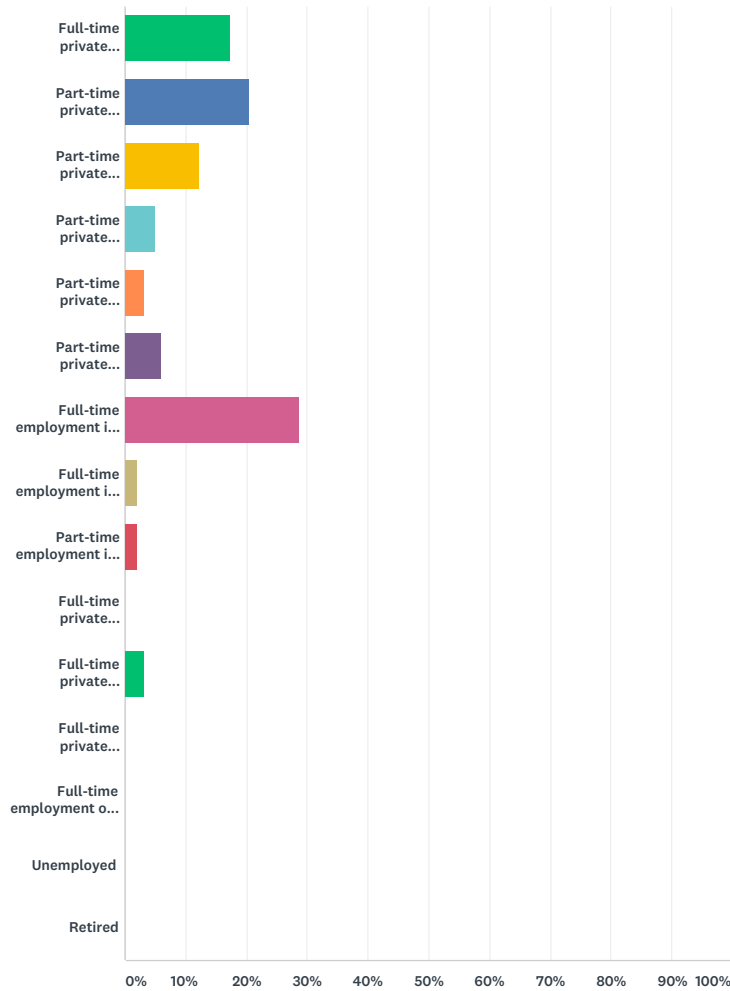
Answered: 98 Skipped: 0



ANSWER CHOICES	RESPONSES	
Less than \$20,000 per year	7.14%	7
\$20,000-\$34,999 per year	6.12%	6
\$35,000-\$44,999 per year	10.20%	10
\$45,000-\$54,999 per year	5.10%	5
\$55,000-\$64,999 per year	11.22%	11
\$65,000-\$79,999 per year	17.35%	17
\$80,000-\$99,999 per year	21.43%	21
\$100,000-\$125,999 per year	10.20%	10
\$126,000-\$149,999 per year	4.08%	4
\$150,000-\$174,999 per year	2.04%	2
\$175,000-\$199,999 per year	2.04%	2
More than \$200,000 per year	2.04%	2
Not applicable	1.02%	1
TOTAL		98

Q16 Which of the following best describes your status? (Note: Full-time is 20 or more hours a week and part-time is fewer than 20 hours a week)

Answered: 98 Skipped: 0



ANSWER CHOICES	RESPONSES
Full-time private practice (20 or more hours per week) only	17.35% 17
Part-time private practice (fewer than 20 hours per week) only	20.41% 20
Part-time private practice and full-time employment in a clinical position	12.24% 12
Part-time private practice and part-time employment in a clinical position	5.10% 5
Part-time private practice and full-time employment in a non-clinical position	3.06% 3
Part-time private practice and part-time employment in a non-clinical position	6.12% 6
Full-time employment in a clinical position (not private practice) only	28.57% 28
Full-time employment in a clinical position (not private practice) and part-time in a non-clinical position	2.04% 2
Part-time employment in a clinical position (not private practice) and part-time employment in a non-clinical position	2.04% 2
Full-time private practice and full-time employment in a clinical position	0.00% 0
Full-time private practice and part-time employment in a clinical position	3.06% 3
Full-time private practice and full-time employment in a non-clinical position	0.00% 0
Full-time employment or in business doing non-clinical work	0.00% 0
Unemployed	0.00% 0
Retired	0.00% 0
TOTAL	98

Q17 Do you work in any of the following settings? (Check all that apply)

Answered: 0 Skipped: 98

 No matching responses.

ANSWER CHOICES	RESPONSES
College or University	0.00% 0
Hospital/Licensed health facility	0.00% 0
Managed care company including HMO, PPO, EAP, etc.	0.00% 0
Group practice/professional corporation	0.00% 0
Non-profit or charitable corporation	0.00% 0
Outpatient clinic	0.00% 0
Residential treatment facility	0.00% 0
School (K-12)	0.00% 0
Other (please specify)	0.00% 0
Total Respondents: 0	

#	OTHER (PLEASE SPECIFY)	DATE
	There are no responses.	

Q18 Do you work in any of the following settings? (Check all that apply)

Answered: 0 Skipped: 98

 No matching responses.

ANSWER CHOICES	RESPONSES	
California Department of Social Services	0.00%	0
California Public Health Service	0.00%	0
California State Department of Corrections and Rehabilitation	0.00%	0
California State Psychiatric Hospital	0.00%	0
California Youth Authority	0.00%	0
Child Protective Services or its equivalent	0.00%	0
Correctional Treatment Facility	0.00%	0
County Mental Health	0.00%	0
County Probation	0.00%	0
County Psychiatric Facility	0.00%	0
Department of Defense	0.00%	0
Local, state, or federal government	0.00%	0
Family Court Services	0.00%	0
U.S. Department of Health Services	0.00%	0
U.S. Department of Veterans Affairs	0.00%	0
Not applicable	0.00%	0
Other (please specify)	0.00%	0
Total Respondents: 0		

#	OTHER (PLEASE SPECIFY)	DATE
	There are no responses.	

Q19 What are your duties? (Check all that apply)

Answered: 0 Skipped: 98

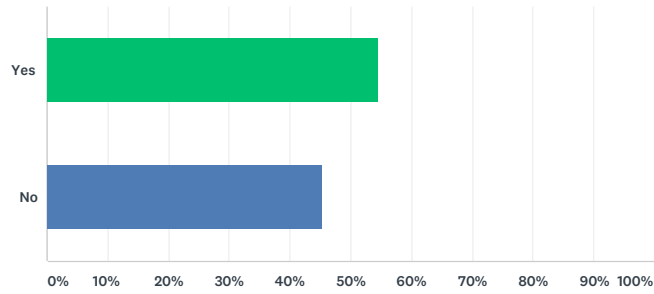
 No matching responses.

ANSWER CHOICES	RESPONSES
Administration	0.00% 0
Adoptions	0.00% 0
Case management	0.00% 0
Child abuse investigations	0.00% 0
Child custody investigations	0.00% 0
Community prevention/education	0.00% 0
Education	0.00% 0
Intakes/referrals	0.00% 0
Mediation	0.00% 0
Social services	0.00% 0
Provide counseling or psychotherapy	0.00% 0
Other (please specify)	0.00% 0
Total Respondents: 0	

#	OTHER (PLEASE SPECIFY)	DATE
	There are no responses.	

Q20 Do you consider your private practice your primary career/occupation and source of income?

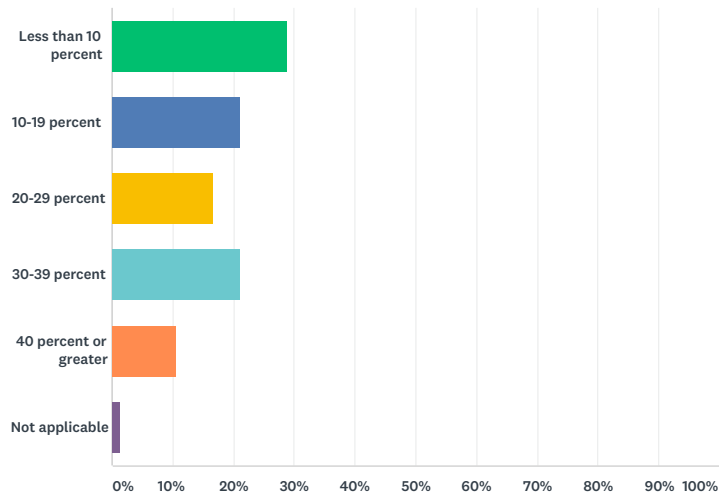
Answered: 66 Skipped: 32



ANSWER CHOICES	RESPONSES	
Yes	54.55%	36
No	45.45%	30
TOTAL		66

Q21 What percentage of your gross income goes to overhead?

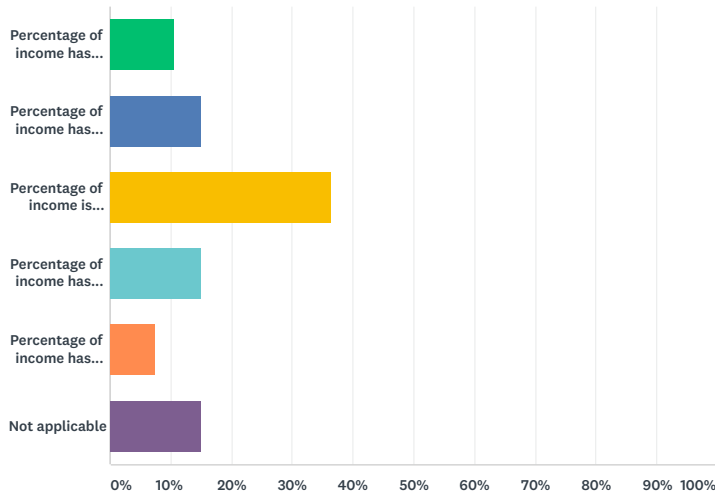
Answered: 66 Skipped: 32



ANSWER CHOICES	RESPONSES	
Less than 10 percent	28.79%	19
10-19 percent	21.21%	14
20-29 percent	16.67%	11
30-39 percent	21.21%	14
40 percent or greater	10.61%	7
Not applicable	1.52%	1
TOTAL		66

Q22 Have you experienced any changes in your earnings from providing psychotherapy within the past two years?

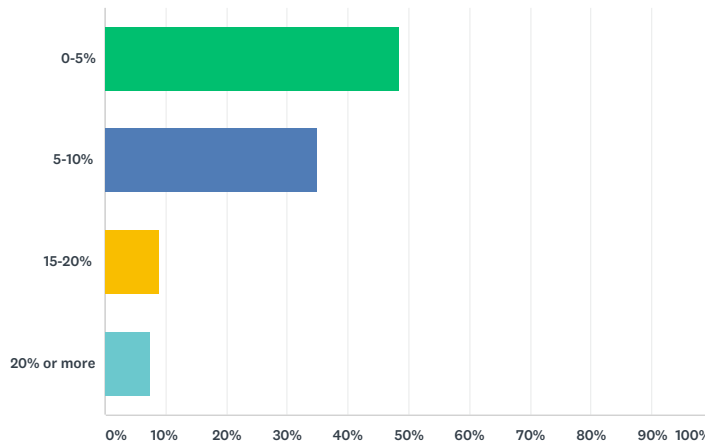
Answered: 66 Skipped: 32



ANSWER CHOICES	RESPONSES	
Percentage of income has increased significantly	10.61%	7
Percentage of income has increased somewhat	15.15%	10
Percentage of income is approximately the same	36.36%	24
Percentage of income has decreased somewhat	15.15%	10
Percentage of income has decreased significantly	7.58%	5
Not applicable	15.15%	10
TOTAL		66

Q23 How much has your overhead increased in the last five years?

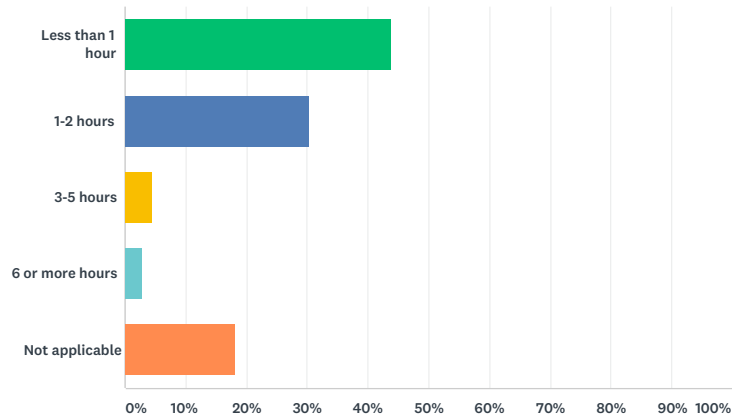
Answered: 66 Skipped: 32



ANSWER CHOICES	RESPONSES
0-5%	48.48% 32
5-10%	34.85% 23
15-20%	9.09% 6
20% or more	7.58% 5
TOTAL	66

Q24 On average, what is the average number of hours per week spent marketing/promoting services?

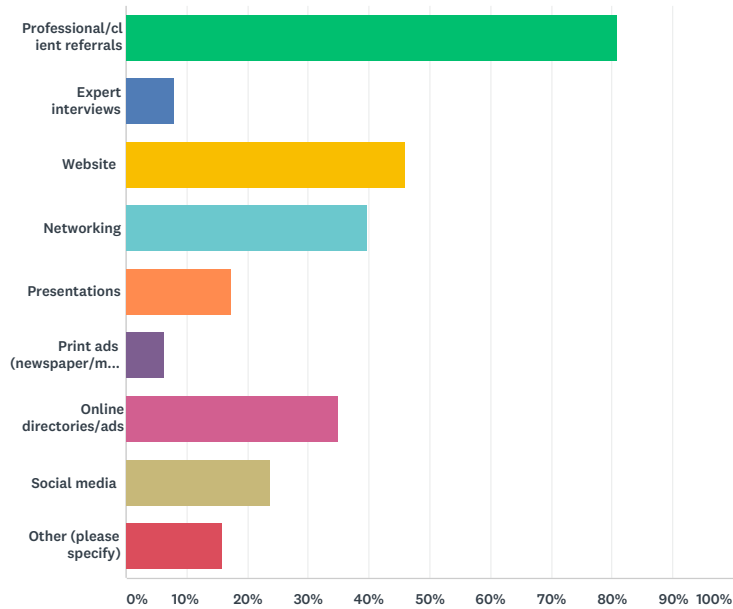
Answered: 66 Skipped: 32



ANSWER CHOICES	RESPONSES	
Less than 1 hour	43.94%	29
1-2 hours	30.30%	20
3-5 hours	4.55%	3
6 or more hours	3.03%	2
Not applicable	18.18%	12
TOTAL		66

Q25 How do you market/promote your services? (Check all that apply)

Answered: 63 Skipped: 35

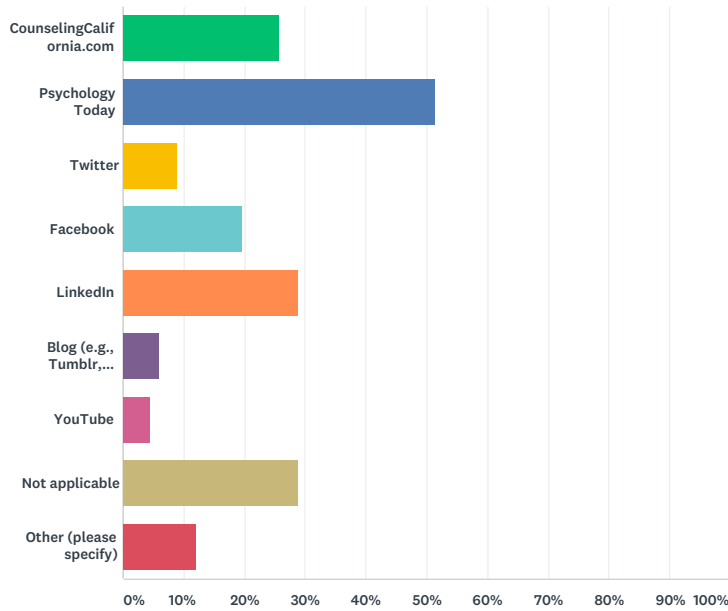


ANSWER CHOICES	RESPONSES
Professional/client referrals	80.95% 51
Expert interviews	7.94% 5
Website	46.03% 29
Networking	39.68% 25
Presentations	17.46% 11
Print ads (newspaper/magazines/newsletters, etc.)	6.35% 4
Online directories/ads	34.92% 22
Social media	23.81% 15
Other (please specify)	15.87% 10
Total Respondents: 63	

#	OTHER (PLEASE SPECIFY)	DATE
1	I don't.	5/12/2017 10:24 AM
2	Professional and Client referrals	5/11/2017 11:58 AM
3	I work as a contract worker.	5/4/2017 9:28 PM
4	insurance companies	4/22/2017 2:05 PM
5	Referrals from other therapists	4/21/2017 6:15 PM
6	phone book	4/21/2017 6:10 PM
7	Free directories and my book.	4/21/2017 5:56 PM
8	Insurance referrals	4/21/2017 5:47 PM
9	Services provided though a contract employer	4/21/2017 3:10 PM
10	Contract work for an agency	4/21/2017 2:45 PM

Q26 Which online directories or social media outlets do you use to promote your services? (Check all that apply)

Answered: 66 Skipped: 32

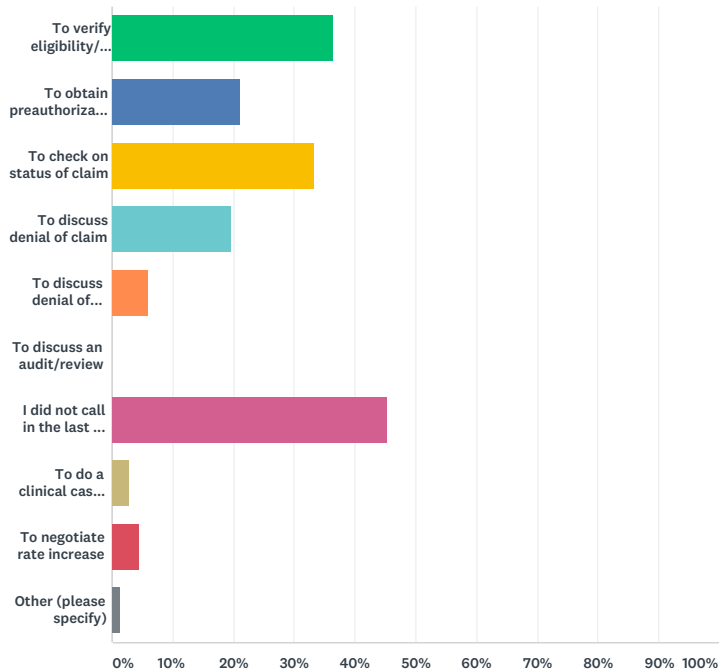


ANSWER CHOICES	RESPONSES
CounselingCalifornia.com	25.76% 17
Psychology Today	51.52% 34
Twitter	9.09% 6
Facebook	19.70% 13
LinkedIn	28.79% 19
Blog (e.g., Tumblr, Wordpress, Blogger, etc.)	6.06% 4
YouTube	4.55% 3
Not applicable	28.79% 19
Other (please specify)	12.12% 8
Total Respondents: 66	

#	OTHER (PLEASE SPECIFY)	DATE
1	GoodTherapy.org OpenPathCollective.org	5/6/2017 6:45 PM
2	website	4/26/2017 5:29 PM
3	Good Therapy	4/26/2017 4:56 PM
4	professional web site & AAMFT directory	4/21/2017 7:18 PM
5	Goodtherapy and online counseling directory	4/21/2017 5:56 PM
6	Personal website	4/21/2017 4:06 PM
7	Desert CAMFT	4/21/2017 3:09 PM
8	SEO therapysites	4/21/2017 2:18 PM

Q27 If you have called an insurance plan in the last 6 months, what was the reason for the call?

Answered: 66 Skipped: 32

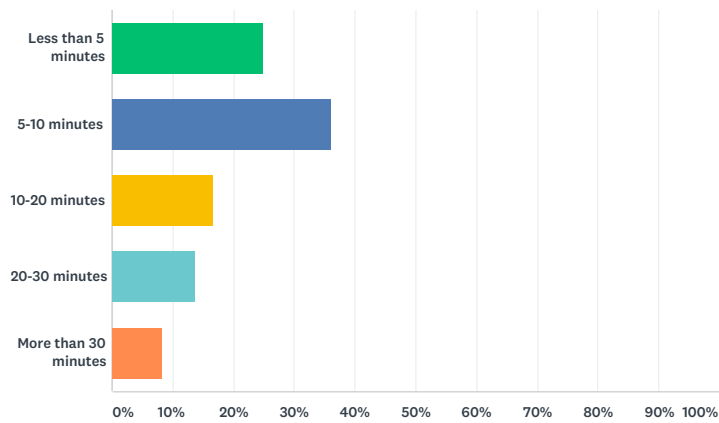


ANSWER CHOICES	RESPONSES	
To verify eligibility/benefits	36.36%	24
To obtain preauthorization	21.21%	14
To check on status of claim	33.33%	22
To discuss denial of claim	19.70%	13
To discuss denial of services	6.06%	4
To discuss an audit/review	0.00%	0
I did not call in the last 6 months	45.45%	30
To do a clinical case review	3.03%	2
To negotiate rate increase	4.55%	3
Other (please specify)	1.52%	1
Total Respondents: 66		

#	OTHER (PLEASE SPECIFY)	DATE
1	Not at all.	5/12/2017 10:25 AM

Q28 Approximately how long did you wait to speak to a representative?

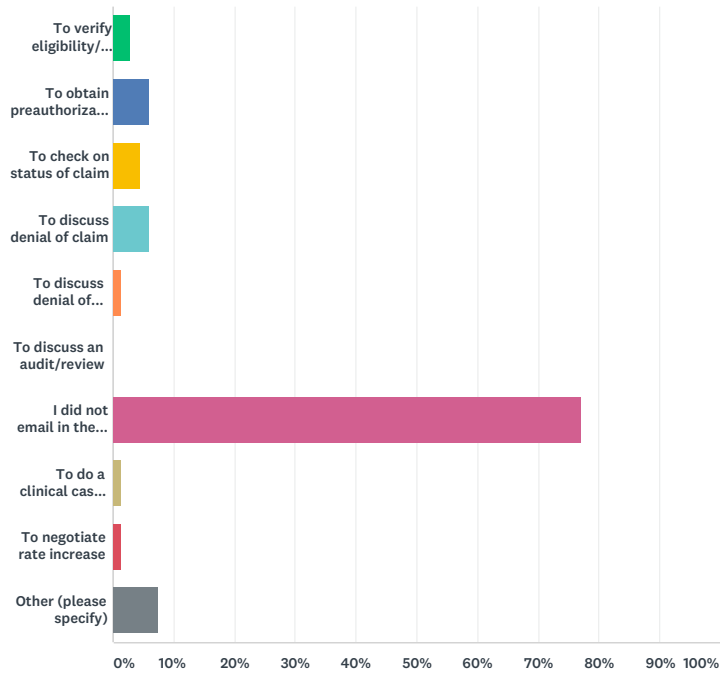
Answered: 36 Skipped: 62



ANSWER CHOICES	RESPONSES	
Less than 5 minutes	25.00%	9
5-10 minutes	36.11%	13
10-20 minutes	16.67%	6
20-30 minutes	13.89%	5
More than 30 minutes	8.33%	3
TOTAL		36

Q29 If you have emailed an insurance plan in the last 6 months, what was the reason for the email?

Answered: 66 Skipped: 32

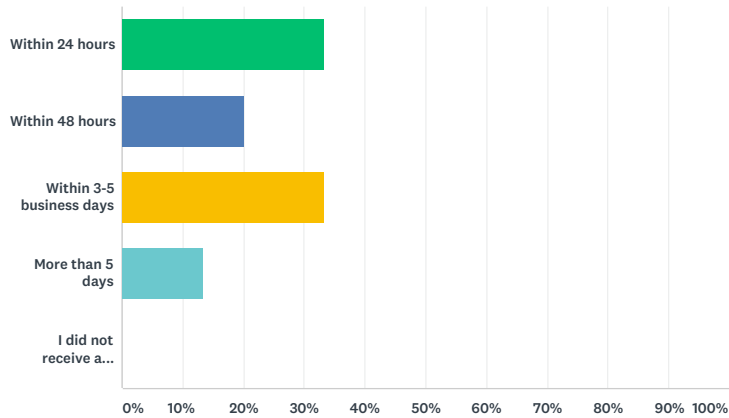


ANSWER CHOICES	RESPONSES
To verify eligibility/benefits	3.03% 2
To obtain preauthorization	6.06% 4
To check on status of claim	4.55% 3
To discuss denial of claim	6.06% 4
To discuss denial of services	1.52% 1
To discuss an audit/review	0.00% 0
I did not email in the last 6 months	77.27% 51
To do a clinical case review	1.52% 1
To negotiate rate increase	1.52% 1
Other (please specify)	7.58% 5
Total Respondents: 66	

#	OTHER (PLEASE SPECIFY)	DATE
1	haven't.	5/12/2017 10:26 AM
2	to apply for a carve out panel	5/11/2017 8:06 AM
3	have not emailed	4/23/2017 2:58 AM
4	Na	4/22/2017 6:45 AM
5	Credentialing	4/21/2017 5:57 PM

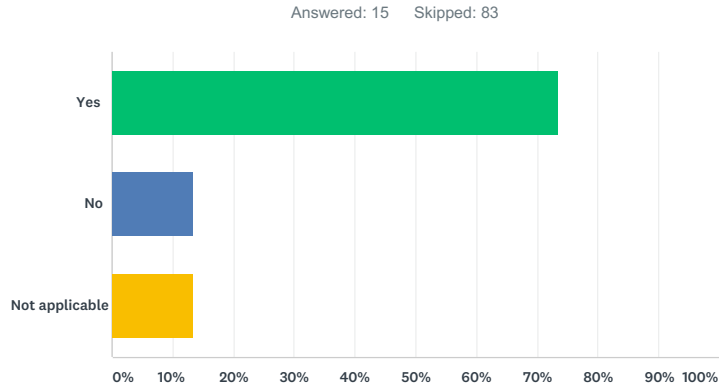
Q30 Approximately how long before you received a response from the insurance plan?

Answered: 15 Skipped: 83



ANSWER CHOICES	RESPONSES	
Within 24 hours	33.33%	5
Within 48 hours	20.00%	3
Within 3-5 business days	33.33%	5
More than 5 days	13.33%	2
I did not receive a response	0.00%	0
TOTAL		15

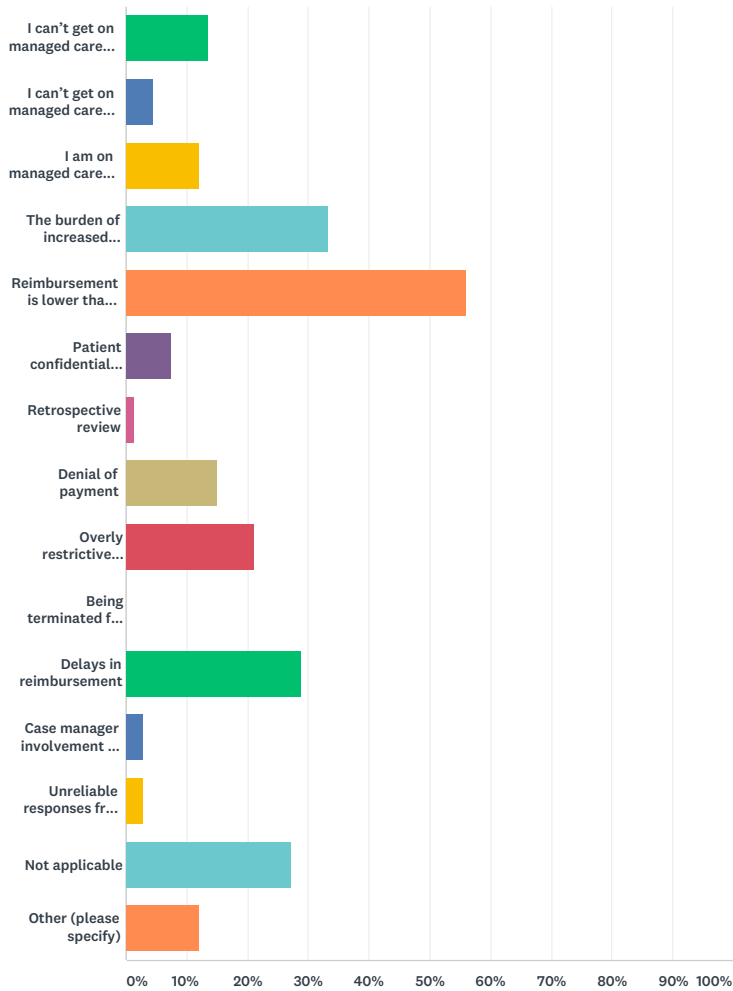
Q31 Did you receive a successful answer or resolution to the issue?



ANSWER CHOICES	RESPONSES	
Yes	73.33%	11
No	13.33%	2
Not applicable	13.33%	2
TOTAL		15

Q32 What are your greatest problems in dealing with managed care companies? (select top three problems)

Answered: 66 Skipped: 32

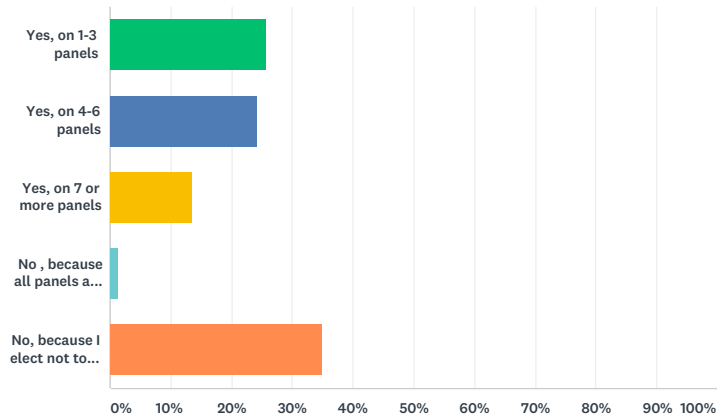


ANSWER CHOICES		RESPONSES	
I can't get on managed care panels because they are filled		13.64%	9
I can't get on managed care panels because they don't take LMFTs		4.55%	3
I am on managed care panels but receive no referrals		12.12%	8
The burden of increased paperwork		33.33%	22
Reimbursement is lower than my usual and customary fees		56.06%	37
Patient confidentiality is compromised		7.58%	5
Retrospective review		1.52%	1
Denial of payment		15.15%	10
Overly restrictive limitations on the amount of treatment authorized		21.21%	14
Being terminated from panels		0.00%	0
Delays in reimbursement		28.79%	19
Case manager involvement in treatment decisions		3.03%	2
Unreliable responses from case managers/revolving door of case managers		3.03%	2
Not applicable		27.27%	18
Other (please specify)		12.12%	8
Total Respondents: 66			
#	OTHER (PLEASE SPECIFY)	DATE	

1	Other issues listed also apply	5/11/2017 12:01 PM
2	most go smoothly, but once a client's insurance runs into a hiccup....it can go on forever! Carve outs are complicated, hard to understand eligibility requirements. Some are still not automated which makes for delays in payments.	5/11/2017 8:07 AM
3	That was in the past and the reason why I don't take insurance now.	4/26/2017 4:58 PM
4	Waiting to be approved	4/23/2017 2:48 PM
5	difficulty in receiving payment due to procedural billing changes	4/23/2017 3:05 AM
6	obtaining the correct information on the client eligibility, copayment. Most of all the subcontracting that these companies due without being aware of a lower reimbursement	4/22/2017 2:09 PM
7	I	4/21/2017 8:09 PM
8	Don't deal with this	4/21/2017 2:19 PM

Q33 Are you a provider on PPO, HMO, EAP, or other managed care panels?

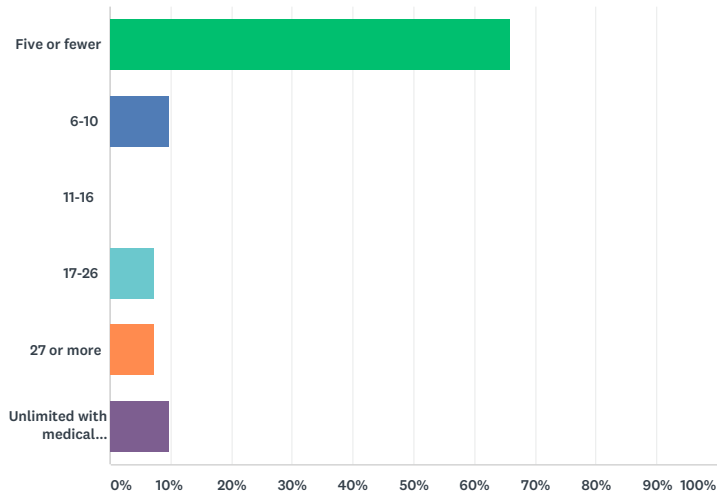
Answered: 66 Skipped: 32



ANSWER CHOICES	RESPONSES	
Yes, on 1-3 panels	25.76%	17
Yes, on 4-6 panels	24.24%	16
Yes, on 7 or more panels	13.64%	9
No, because all panels are filled	1.52%	1
No, because I elect not to participate	34.85%	23
TOTAL		66

Q34 How often have you found it necessary to contact managed care companies to pre-authorize services?

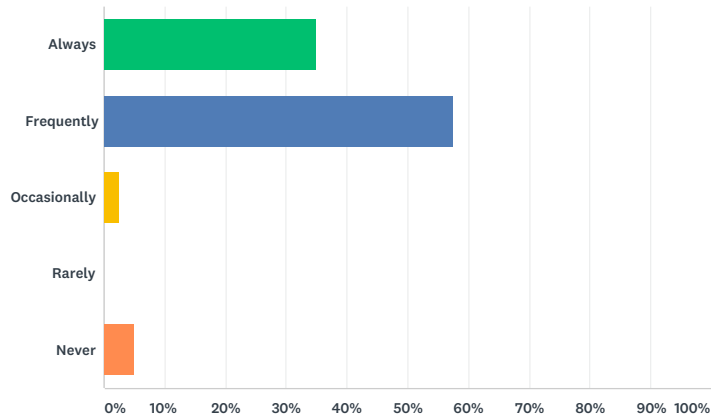
Answered: 41 Skipped: 57



ANSWER CHOICES	RESPONSES	
Five or fewer	65.85%	27
6-10	9.76%	4
11-16	0.00%	0
17-26	7.32%	3
27 or more	7.32%	3
Unlimited with medical necessity	9.76%	4
TOTAL		41

Q35 When pre-authorization is required, how often have you successfully obtained the desired authorization for services?

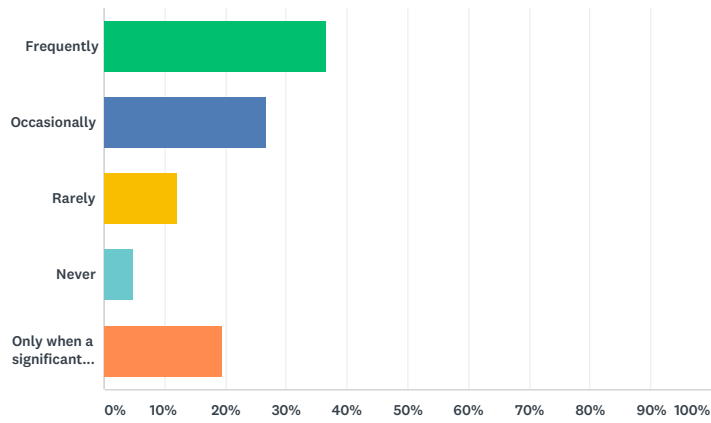
Answered: 40 Skipped: 58



ANSWER CHOICES	RESPONSES	
Always	35.00%	14
Frequently	57.50%	23
Occasionally	2.50%	1
Rarely	0.00%	0
Never	5.00%	2
TOTAL		40

Q36 Do you advocate for continued treatment for your clients?

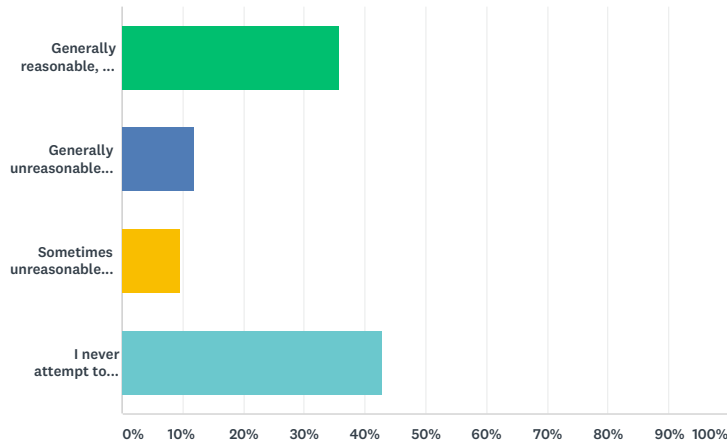
Answered: 41 Skipped: 57



ANSWER CHOICES	RESPONSES	
Frequently	36.59%	15
Occasionally	26.83%	11
Rarely	12.20%	5
Never	4.88%	2
Only when a significant argument can be made for medical necessity	19.51%	8
TOTAL		41

Q37 In your experience, which of the following applies to the terms and conditions of managed care contracts?

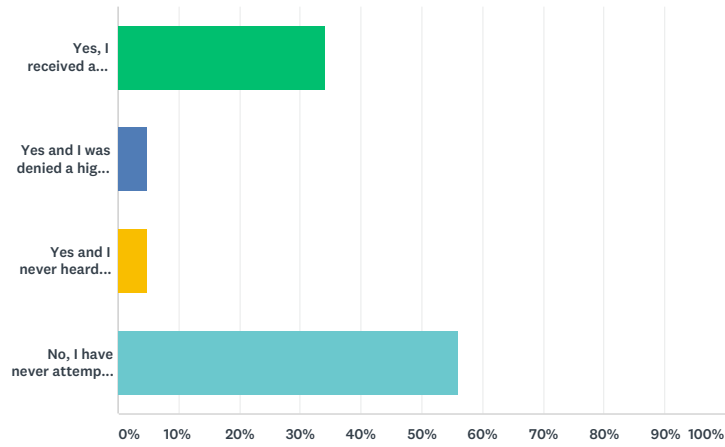
Answered: 42 Skipped: 56



ANSWER CHOICES	RESPONSES	
Generally reasonable, and I sign without significant negotiation	35.71%	15
Generally unreasonable and difficult to negotiate	11.90%	5
Sometimes unreasonable, but often negotiable	9.52%	4
I never attempt to negotiate the terms of a managed care contract	42.86%	18
TOTAL		42

Q38 Have you ever negotiated with a managed care company for an increase in your reimbursement?

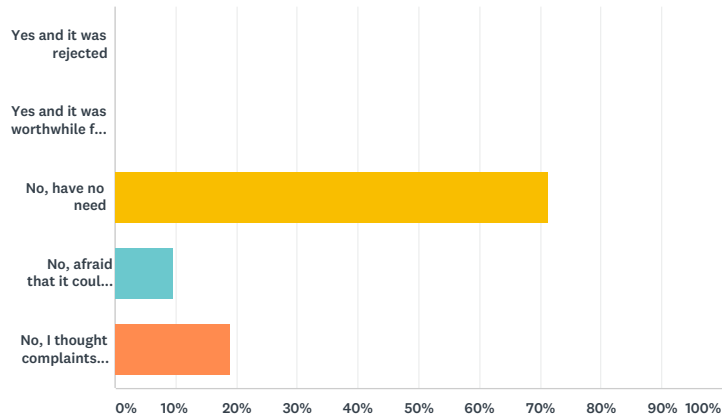
Answered: 41 Skipped: 57



ANSWER CHOICES	RESPONSES	
Yes, I received a higher reimbursement rate	34.15%	14
Yes and I was denied a higher reimbursement rate	4.88%	2
Yes and I never heard back from the insurance company	4.88%	2
No, I have never attempted to negotiate an increase in reimbursement	56.10%	23
TOTAL		41

Q39 Have you filed a complaint with the Department of Managed Health Care against a managed care company?

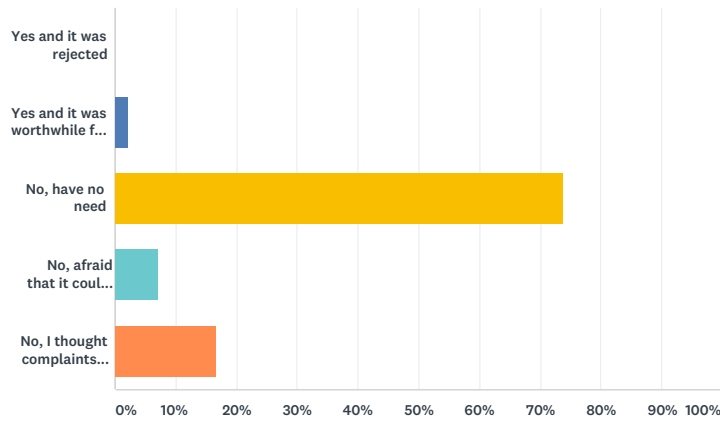
Answered: 42 Skipped: 56



ANSWER CHOICES	RESPONSES
Yes and it was rejected	0.00% 0
Yes and it was worthwhile for the patient and me	0.00% 0
No, have no need	71.43% 30
No, afraid that it could negatively impact me	9.52% 4
No, I thought complaints could only be made by patients	19.05% 8
TOTAL	42

Q40 Have you filed a complaint with the Department of Insurance?

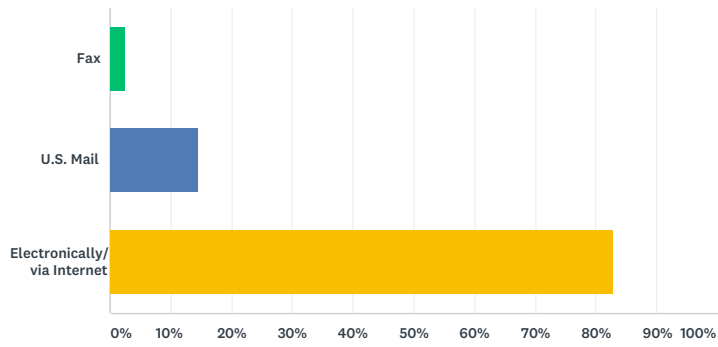
Answered: 42 Skipped: 56



ANSWER CHOICES	RESPONSES	
Yes and it was rejected	0.00%	0
Yes and it was worthwhile for patient and me	2.38%	1
No, have no need	73.81%	31
No, afraid that it could negatively impact me	7.14%	3
No, I thought complaints could only be made by patients	16.67%	7
TOTAL		42

Q41 How do you submit billing to insurance plans?

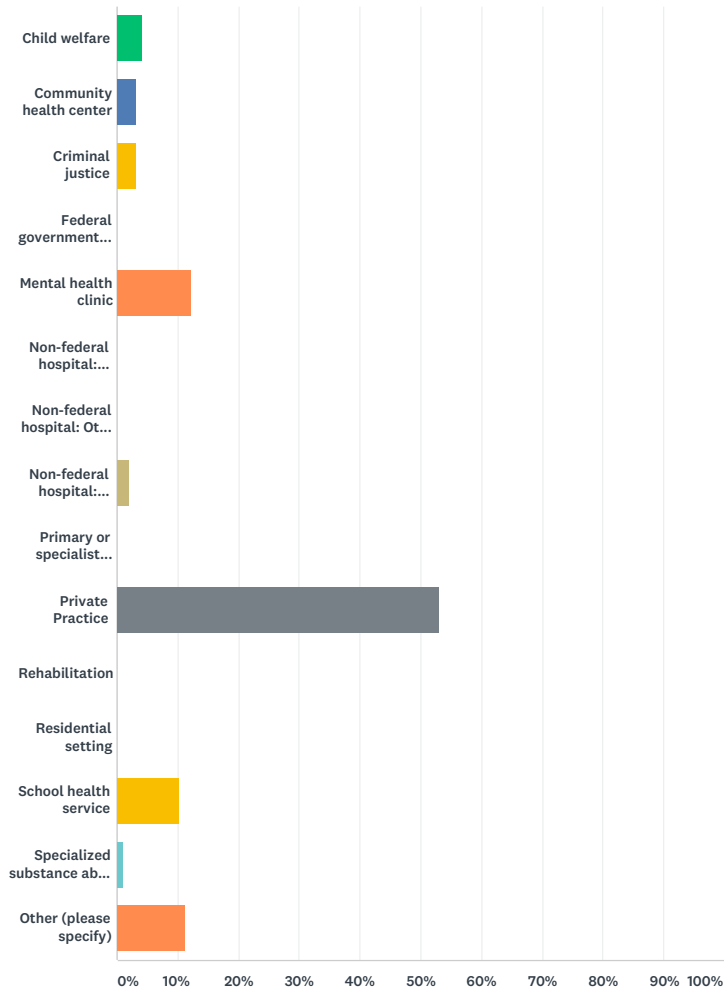
Answered: 41 Skipped: 57



ANSWER CHOICES	RESPONSES	
Fax	2.44%	1
U.S. Mail	14.63%	6
Electronically/via Internet	82.93%	34
TOTAL		41

Q42 Which best describes the type of setting that most closely corresponds to your primary patient care practice location?

Answered: 98 Skipped: 0



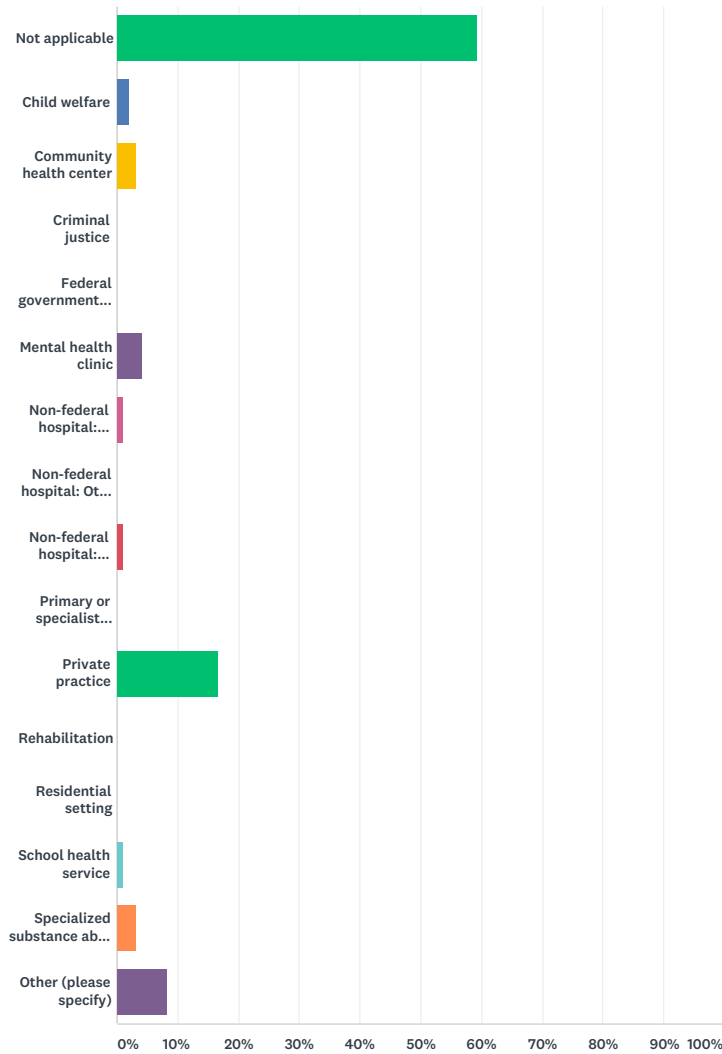
ANSWER CHOICES	RESPONSES	
Child welfare	4.08%	4
Community health center	3.06%	3
Criminal justice	3.06%	3
Federal government hospital	0.00%	0
Mental health clinic	12.24%	12
Non-federal hospital: General Medicine	0.00%	0
Non-federal hospital: Other (e.g., nursing home unit)	0.00%	0
Non-federal hospital: Psychiatric	2.04%	2
Primary or specialist medical care	0.00%	0
Private Practice	53.06%	52
Rehabilitation	0.00%	0
Residential setting	0.00%	0
School health service	10.20%	10
Specialized substance abuse treatment facility	1.02%	1
Other (please specify)	11.22%	11
TOTAL		98

#	OTHER (PLEASE SPECIFY)	DATE
---	------------------------	------

1	Family Court: Child Custody Recommending Counselor	5/1/2017 7:57 AM
2	Therapist at a university	4/27/2017 8:41 AM
3	School	4/27/2017 6:33 AM
4	Consultation and research	4/26/2017 4:14 PM
5	Community Based Services	4/26/2017 3:38 PM
6	Family Resource Center through a school district	4/26/2017 3:33 PM
7	School Counselor	4/23/2017 1:11 PM
8	EAP services to USPS	4/22/2017 2:56 PM
9	Internal EAP	4/22/2017 6:52 AM
10	Own a small agency	4/22/2017 6:48 AM
11	Workplaces undergoing crisis situations	4/21/2017 3:12 PM

Q43 Which best describes the type of setting that most closely corresponds to your secondary patient care practice location?

Answered: 96 Skipped: 2

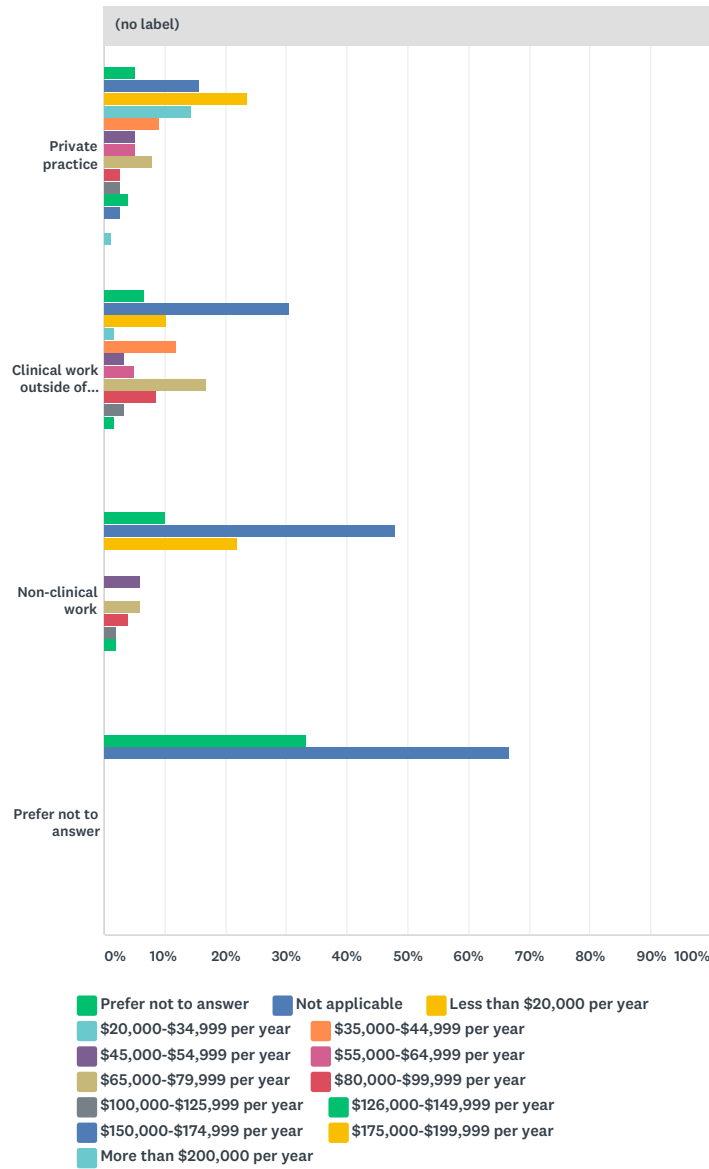


ANSWER CHOICES	RESPONSES	
Not applicable	59.38%	57
Child welfare	2.08%	2
Community health center	3.13%	3
Criminal justice	0.00%	0
Federal government hospital	0.00%	0
Mental health clinic	4.17%	4
Non-federal hospital: General Medicine	1.04%	1
Non-federal hospital: Other (e.g., nursing home unit)	0.00%	0
Non-federal hospital: Psychiatric	1.04%	1
Primary or specialist medical care	0.00%	0
Private practice	16.67%	16
Rehabilitation	0.00%	0
Residential setting	0.00%	0
School health service	1.04%	1
Specialized substance abuse treatment facility	3.13%	3
Other (please specify)	8.33%	8

TOTAL		96
#	OTHER (PLEASE SPECIFY)	DATE
1	Regional and mobile forensic consultation practice	5/11/2017 12:04 PM
2	University	4/22/2017 6:52 AM
3	Group practice	4/22/2017 4:27 AM
4	Military child development center	4/22/2017 3:44 AM
5	Sexual Assault Crisis Center	4/21/2017 7:21 PM
6	not applicable	4/21/2017 5:33 PM
7	Educational advocacy	4/21/2017 3:13 PM
8	CONSULTING	4/21/2017 2:20 PM

Q44 What is your average annual income (before taxes) from:(Note: please provide information for all that apply)

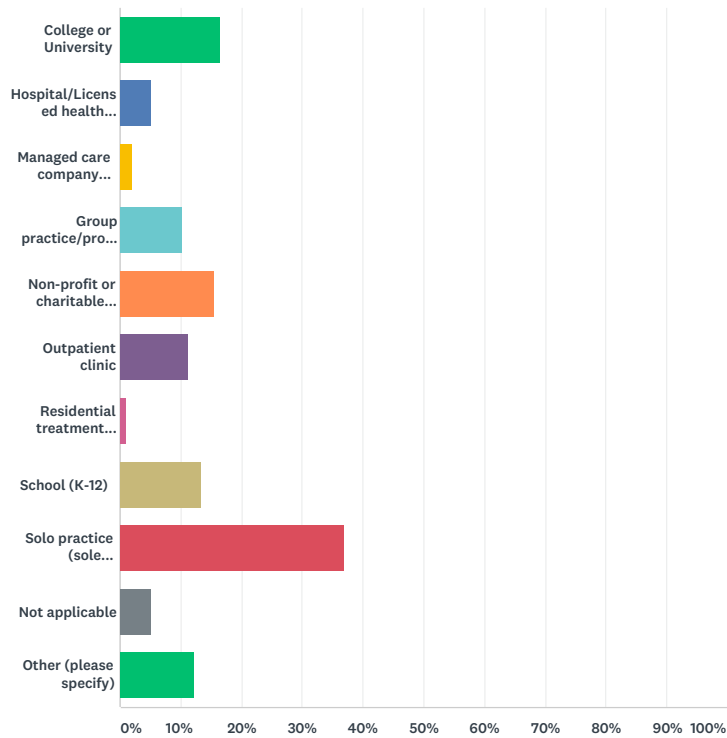
Answered: 91 Skipped: 7



(no label)	PREFER NOT TO ANSWER	NOT APPLICABLE	LESS THAN \$20,000 PER YEAR	\$20,000-\$34,999 PER YEAR	\$35,000-\$44,999 PER YEAR	\$45,000-\$54,999 PER YEAR	\$55,000-\$64,999 PER YEAR	\$65,000-\$79,999 PER YEAR	\$80,000-\$99,999 PER YEAR	\$100,000-\$125,999 PER YEAR	\$126,000-\$149,999 PER YEAR	\$150,000-\$174,999 PER YEAR	\$175,000-\$199,999 PER YEAR	\$199,999 PER YEAR
Private practice	5.26% 4	15.79% 12	23.68% 18	14.47% 11	9.21% 7	5.26% 4	5.26% 4	7.89% 6	2.63% 2	2.63% 2	3.95% 3	2.63% 2		0
Clinical work outside of private practice	6.78% 4	30.51% 18	10.17% 6	1.69% 1	11.86% 7	3.39% 2	5.08% 3	16.95% 10	8.47% 5	3.39% 2	1.69% 1	0.00% 0		0
Non-clinical work	10.00% 5	48.00% 24	22.00% 11	0.00% 0	0.00% 0	6.00% 3	0.00% 0	6.00% 3	4.00% 2	2.00% 1	2.00% 1	0.00% 0		0
Prefer not to answer	33.33% 9	66.67% 18	0.00% 0	0.00% 0	0.00% 0	0.00% 0	0.00% 0	0.00% 0	0.00% 0	0.00% 0	0.00% 0	0.00% 0		0

Q45 Do you work in any of the following settings? (Check all that apply)

Answered: 97 Skipped: 1

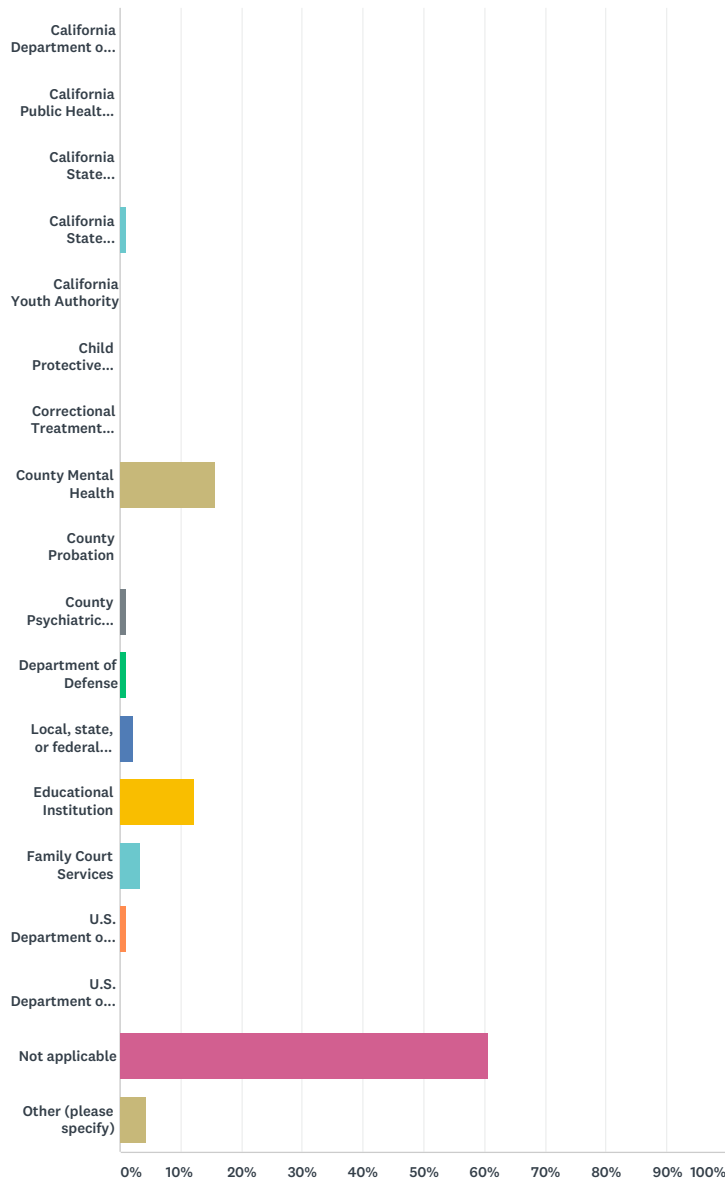


ANSWER CHOICES	RESPONSES
College or University	16.49% 16
Hospital/Licensed health facility	5.15% 5
Managed care company including HMO, PPO, EAP, etc.	2.06% 2
Group practice/professional corporation	10.31% 10
Non-profit or charitable corporation	15.46% 15
Outpatient clinic	11.34% 11
Residential treatment facility	1.03% 1
School (K-12)	13.40% 13
Solo practice (sole proprietor or solo professional corporation)	37.11% 36
Not applicable	5.15% 5
Other (please specify)	12.37% 12
Total Respondents: 97	

#	OTHER (PLEASE SPECIFY)	DATE
1	church	5/12/2017 10:29 AM
2	Specialized DV treatment group services	5/4/2017 9:40 PM
3	Family Court	5/1/2017 7:58 AM
4	Kaiser Permanente	4/29/2017 9:10 AM
5	County Mental Health Clinic	4/26/2017 9:17 PM
6	I did work in those settings up until this year.	4/26/2017 5:01 PM
7	Court-Family Law	4/26/2017 7:10 AM
8	Court setting	4/22/2017 9:23 AM
9	Internal EAP	4/22/2017 6:54 AM
10	Military base child development center	4/22/2017 3:47 AM
11	County behavioral health	4/21/2017 4:22 PM
12	Workplaces undergoing crisis situations	4/21/2017 3:14 PM

Q46 Do you work in any of the following settings? (Check all that apply)

Answered: 89 Skipped: 9



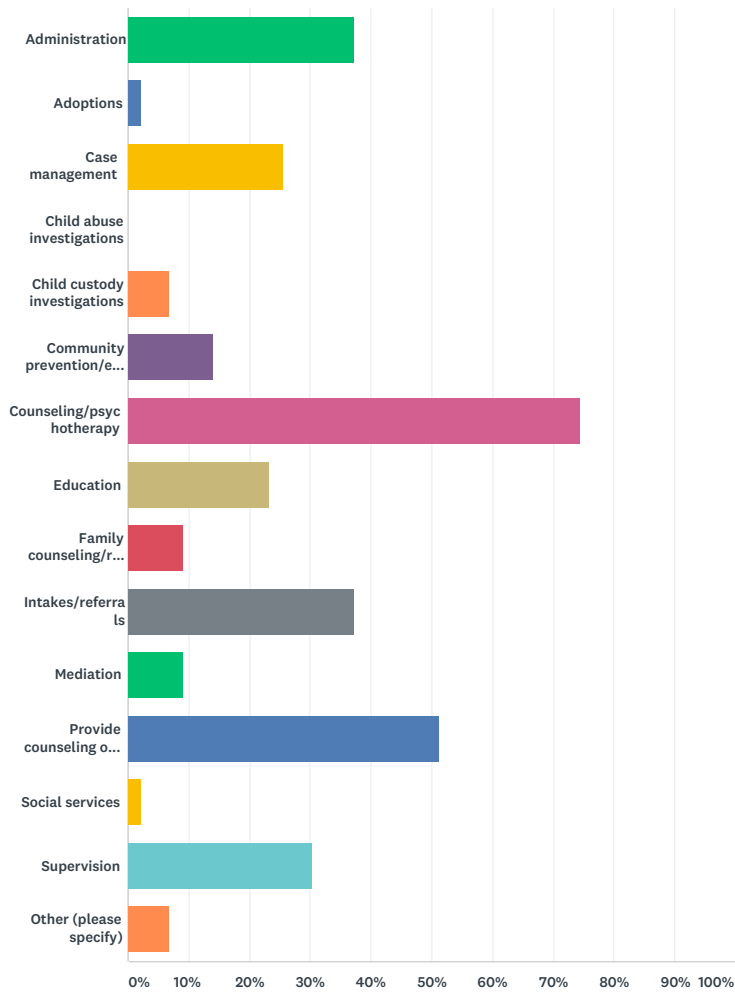
ANSWER CHOICES	RESPONSES	
California Department of Social Services	0.00%	0
California Public Health Service	0.00%	0
California State Department of Corrections and Rehabilitation	0.00%	0
California State Psychiatric Hospital	1.12%	1
California Youth Authority	0.00%	0
Child Protective Services or its equivalent	0.00%	0
Correctional Treatment Facility	0.00%	0
County Mental Health	15.73%	14
County Probation	0.00%	0
County Psychiatric Facility	1.12%	1
Department of Defense	1.12%	1
Local, state, or federal government	2.25%	2
Educational Institution	12.36%	11

Family Court Services	3.37%	3
U.S. Department of Health Services	1.12%	1
U.S. Department of Veterans Affairs	0.00%	0
Not applicable	60.67%	54
Other (please specify)	4.49%	4
Total Respondents: 89		

#	OTHER (PLEASE SPECIFY)	DATE
1	County internal EAP	4/22/2017 6:54 AM
2	Clinic	4/21/2017 7:58 PM
3	The above and many commercial workplace settings	4/21/2017 3:14 PM
4	CE Provider	4/21/2017 2:26 PM

Q47 What are your duties? (Check all that apply)

Answered: 43 Skipped: 55



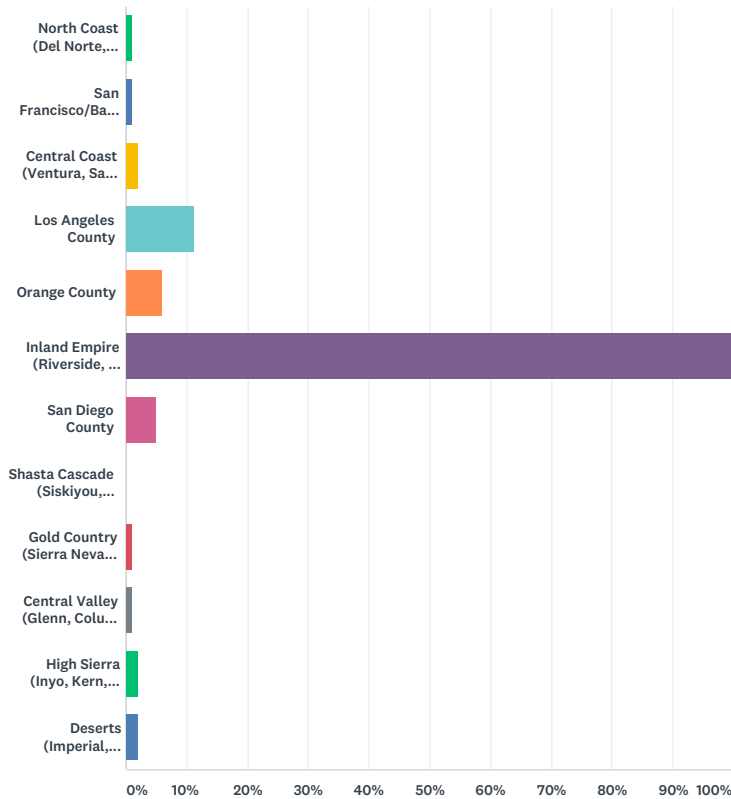
ANSWER CHOICES	RESPONSES	
Administration	37.21%	16
Adoptions	2.33%	1
Case management	25.58%	11
Child abuse investigations	0.00%	0
Child custody investigations	6.98%	3
Community prevention/education	13.95%	6
Counseling/psychotherapy	74.42%	32
Education	23.26%	10
Family counseling/reunification	9.30%	4
Intakes/referrals	37.21%	16
Mediation	9.30%	4
Provide counseling or psychotherapy	51.16%	22
Social services	2.33%	1
Supervision	30.23%	13
Other (please specify)	6.98%	3
Total Respondents: 43		

#	OTHER (PLEASE SPECIFY)	DATE
1	Crisis Intervention, 5150, & Monitoring	4/26/2017 9:18 PM

2	Pdsychoeducational assessments. Advocacy	4/21/2017 3:56 PM
3	outreach and programming and crisis intervention	4/21/2017 2:07 PM

Q48 In which California region/county do you work as a marriage and family therapist or in a related position? (Check all that apply)

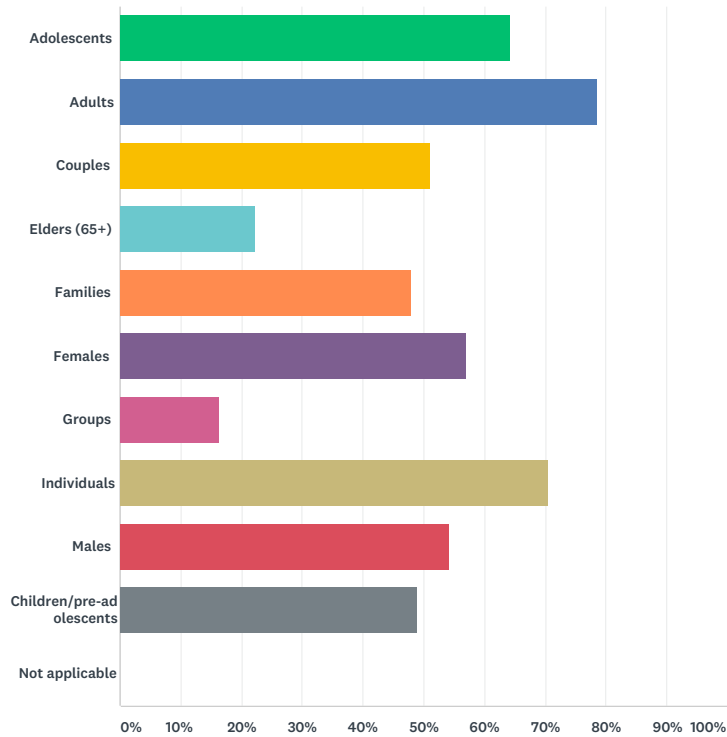
Answered: 98 Skipped: 0



ANSWER CHOICES	RESPONSES
North Coast (Del Norte, Humboldt, Mendocino, Sonoma, Lake)	1.02% 1
San Francisco/Bay Area (San Francisco, Marin, Contra Costa, San Mateo, Alameda, Santa Cruz, Santa Clara)	1.02% 1
Central Coast (Ventura, Santa Barbara, San Luis Obispo, Monterey, San Benito)	2.04% 2
Los Angeles County	11.22% 11
Orange County	6.12% 6
Inland Empire (Riverside, San Bernardino)	100.00% 98
San Diego County	5.10% 5
Shasta Cascade (Siskiyou, Modoc, Shasta, Lassen, Tehama, Plumas, Butte, Glenn, Trinity)	0.00% 0
Gold Country (Sierra Nevada, Placer, Yuba, El Dorado, Fresno, Mariposa, Tuolumne, Calaveras, Amador, Sacramento, Sutter)	1.02% 1
Central Valley (Glenn, Colusa, Yolo, Solano, San Joaquin, Sacramento, Stanislaus, Merced, Madera)	1.02% 1
High Sierra (Inyo, Kern, Tulare, Fresno, Madera, Mariposa, Mono, Yuba, Alpine, Tuolumne, Calaveras)	2.04% 2
Deserts (Imperial, Riverside, San Bernardino)	2.04% 2
Total Respondents: 98	

Q49 With which population of clients do you typically work? (Check all that apply)

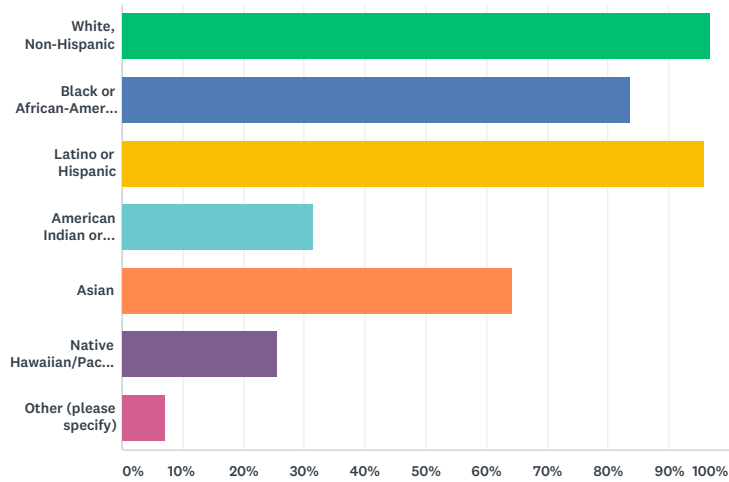
Answered: 98 Skipped: 0



ANSWER CHOICES	RESPONSES	
Adolescents	64.29%	63
Adults	78.57%	77
Couples	51.02%	50
Elders (65+)	22.45%	22
Families	47.96%	47
Females	57.14%	56
Groups	16.33%	16
Individuals	70.41%	69
Males	54.08%	53
Children/pre-adolescents	48.98%	48
Not applicable	0.00%	0
Total Respondents: 98		

**Q50 Which races/ethnicities are represented by the clients you treat?
(Check all that apply)**

Answered: 98 Skipped: 0

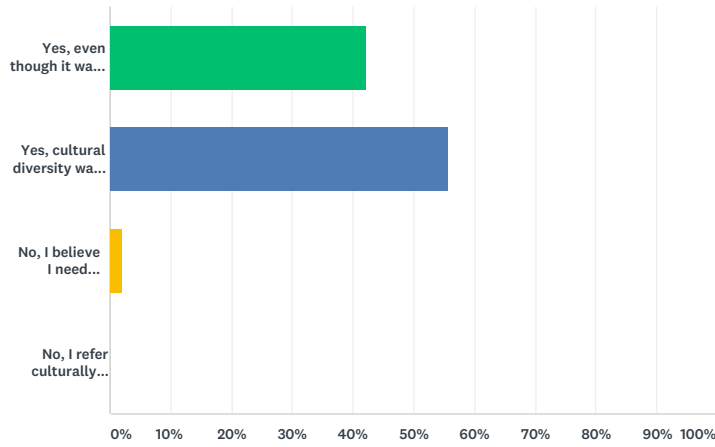


ANSWER CHOICES	RESPONSES
White, Non-Hispanic	96.94% 95
Black or African-American	83.67% 82
Latino or Hispanic	95.92% 94
American Indian or Alaskan Native	31.63% 31
Asian	64.29% 63
Native Hawaiian/Pacific Islander	25.51% 25
Other (please specify)	7.14% 7
Total Respondents: 98	

#	OTHER (PLEASE SPECIFY)	DATE
1	Rom/Gypsy	4/27/2017 5:05 AM
2	Middle Eastern	4/26/2017 5:03 PM
3	Middle eastern	4/26/2017 4:11 PM
4	All	4/23/2017 2:52 PM
5	Multiple ethnicities/races	4/23/2017 1:13 PM
6	All who work at the variety of sites I provide counseling at.	4/21/2017 3:17 PM
7	Middle Eastern	4/21/2017 2:08 PM

Q51 Do you believe you have sufficient educational training to treat culturally diverse clients?

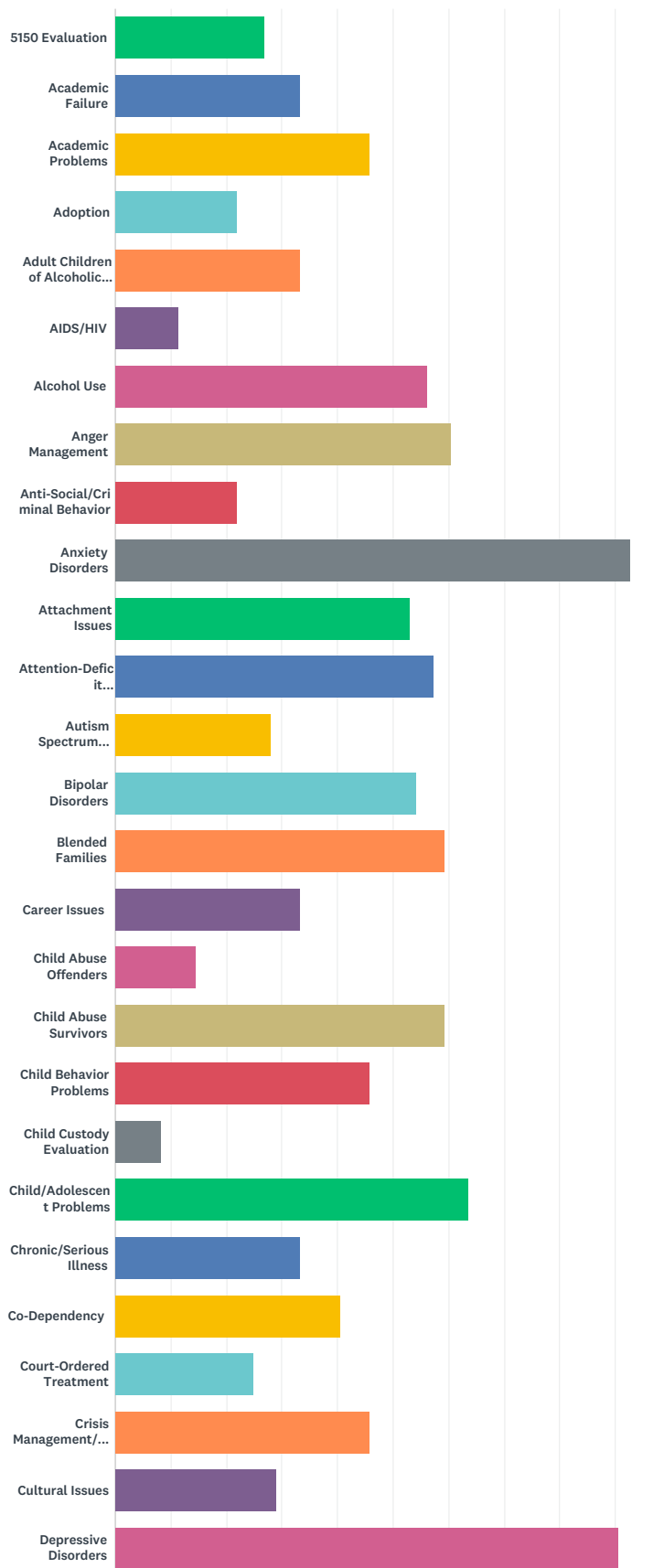
Answered: 97 Skipped: 1

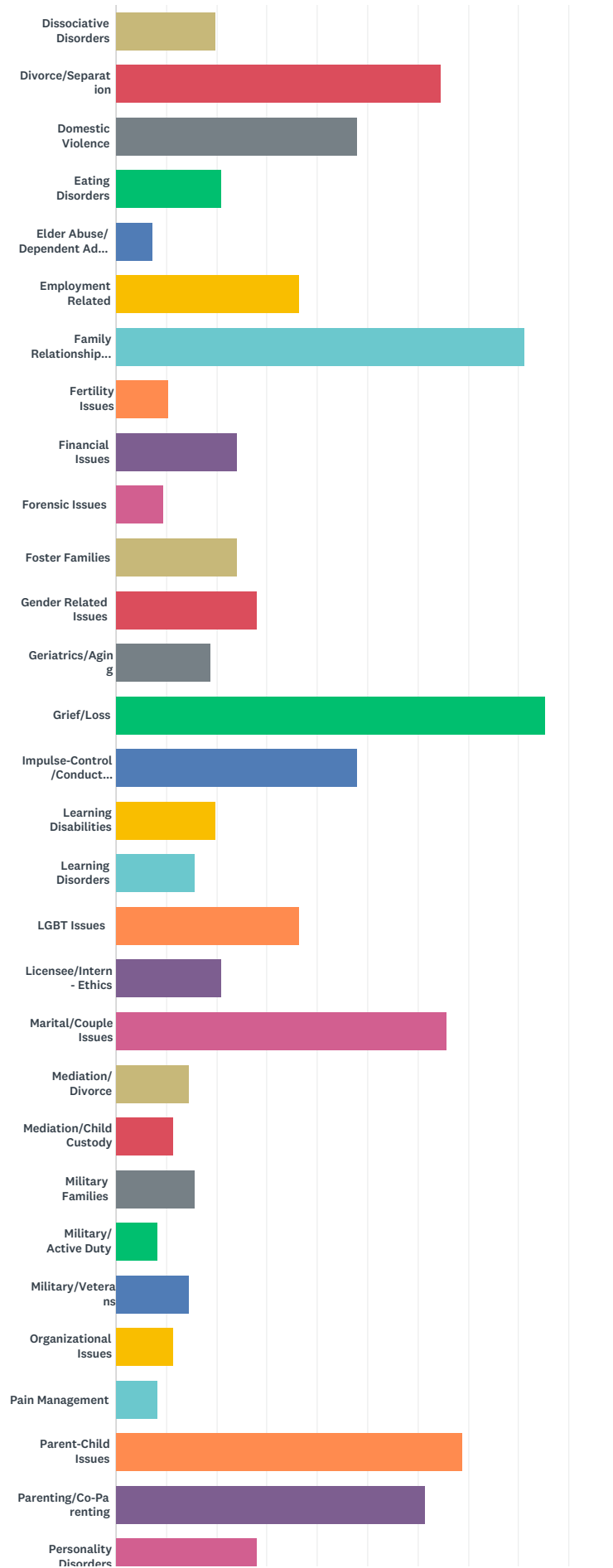


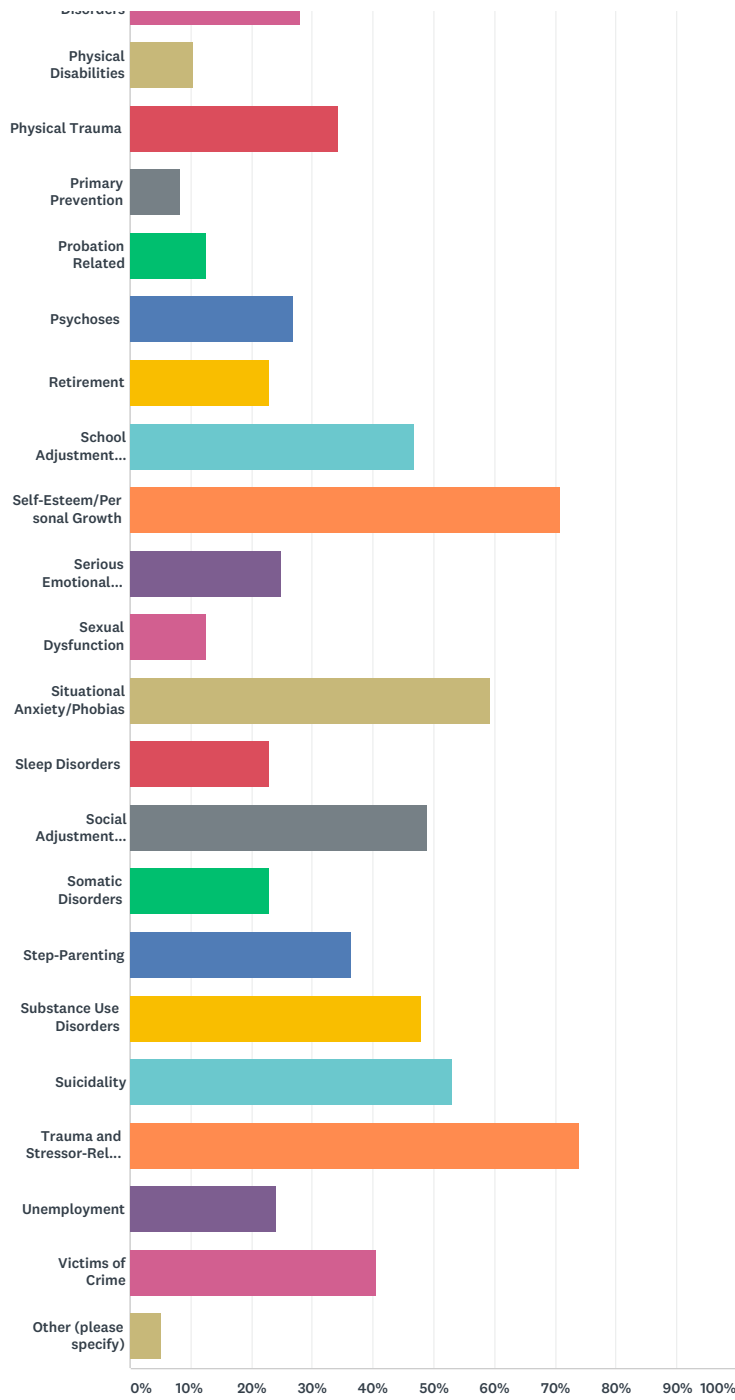
ANSWER CHOICES	RESPONSES	
Yes, even though it was not sufficiently addressed as a part of my education	42.27%	41
Yes, cultural diversity was adequately covered by my education	55.67%	54
No, I believe I need additional training to treat culturally diverse populations	2.06%	2
No, I refer culturally diverse clients to qualified therapists	0.00%	0
TOTAL		97

Q52 Please describe the populations and clinical issues that you work with in your practice

Answered: 96 Skipped: 2







ANSWER CHOICES	RESPONSES	
5150 Evaluation	27.08%	26
Academic Failure	33.33%	32
Academic Problems	45.83%	44
Adoption	21.88%	21
Adult Children of Alcoholics (ACA)	33.33%	32
AIDS/HIV	11.46%	11
Alcohol Use	56.25%	54
Anger Management	60.42%	58
Anti-Social/Criminal Behavior	21.88%	21
Anxiety Disorders	92.71%	89
Attachment Issues	53.13%	51

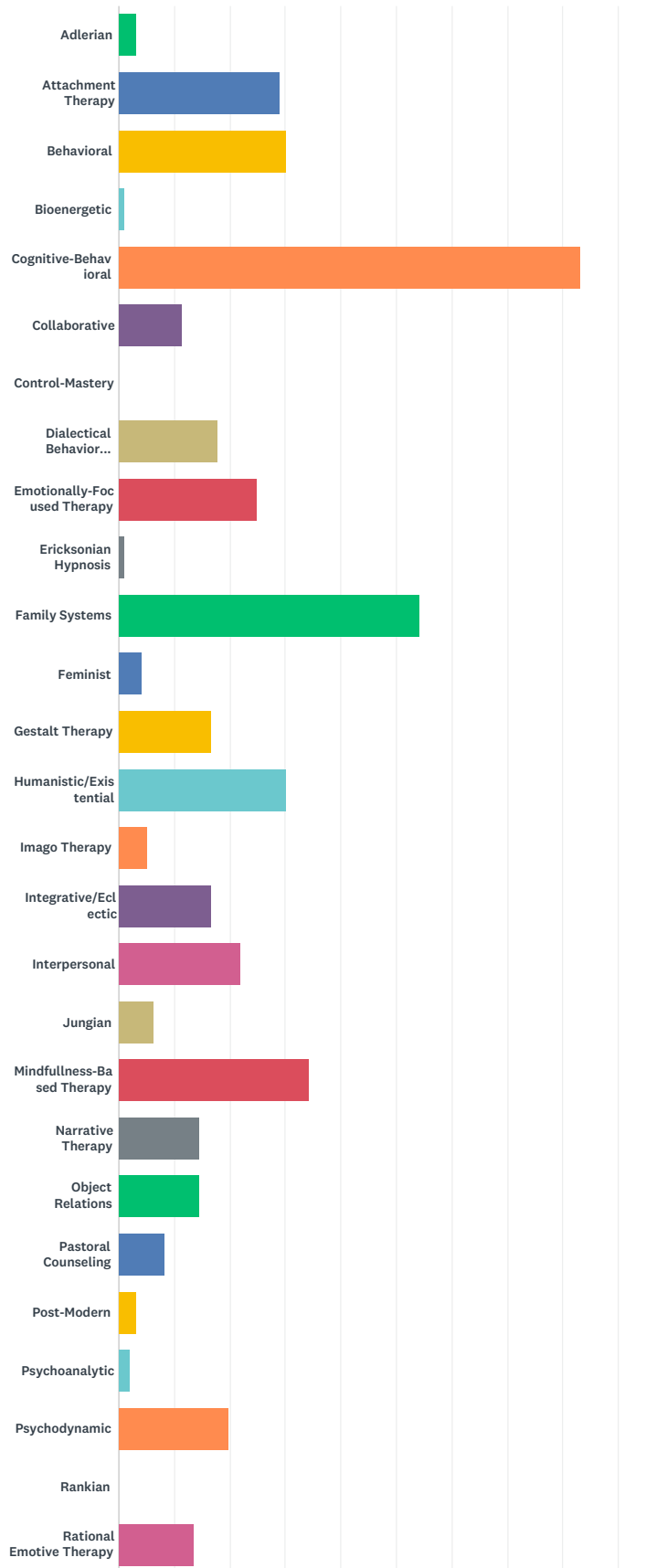
Attention-Deficit Hyperactivity Disorder	57.29%	55
Autism Spectrum Disorders	28.13%	27
Bipolar Disorders	54.17%	52
Blended Families	59.38%	57
Career Issues	33.33%	32
Child Abuse Offenders	14.58%	14
Child Abuse Survivors	59.38%	57
Child Behavior Problems	45.83%	44
Child Custody Evaluation	8.33%	8
Child/Adolescent Problems	63.54%	61
Chronic/Serious Illness	33.33%	32
Co-Dependency	40.63%	39
Court-Ordered Treatment	25.00%	24
Crisis Management/ Intervention	45.83%	44
Cultural Issues	29.17%	28
Depressive Disorders	90.63%	87
Dissociative Disorders	19.79%	19
Divorce/Separation	64.58%	62
Domestic Violence	47.92%	46
Eating Disorders	20.83%	20
Elder Abuse/ Dependent Adult Abuse	7.29%	7
Employment Related	36.46%	35
Family Relationship Issues	81.25%	78
Fertility Issues	10.42%	10
Financial Issues	23.96%	23
Forensic Issues	9.38%	9
Foster Families	23.96%	23
Gender Related Issues	28.13%	27
Geriatrics/Aging	18.75%	18
Grief/Loss	85.42%	82
Impulse-Control/Conduct Disorders	47.92%	46
Learning Disabilities	19.79%	19
Learning Disorders	15.63%	15
LGBT Issues	36.46%	35
Licensee/Intern- Ethics	20.83%	20
Marital/Couple Issues	65.63%	63
Mediation/ Divorce	14.58%	14
Mediation/Child Custody	11.46%	11
Military Families	15.63%	15
Military/ Active Duty	8.33%	8
Military/Veterans	14.58%	14
Organizational Issues	11.46%	11
Pain Management	8.33%	8
Parent-Child Issues	68.75%	66
Parenting/Co-Parenting	61.46%	59
Personality Disorders	28.13%	27
Physical Disabilities	10.42%	10
Physical Trauma	34.38%	33
Primary Prevention	8.33%	8

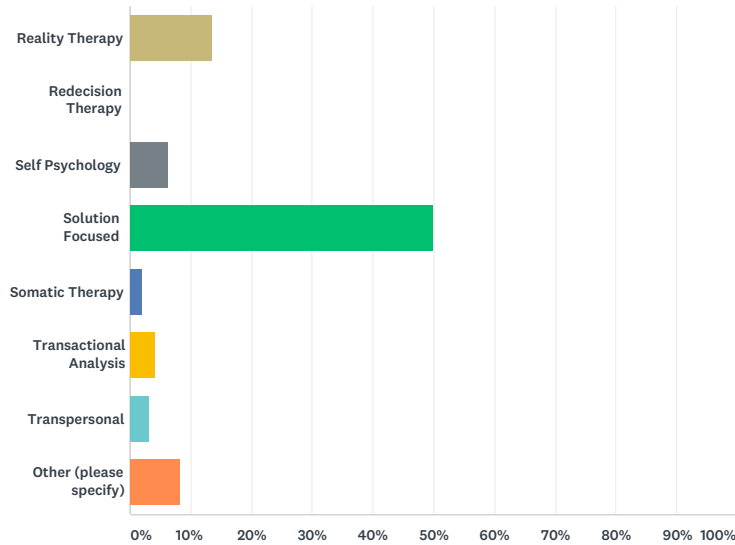
Probation Related	12.50%	12
Psychoses	27.08%	26
Retirement	22.92%	22
School Adjustment Problems	46.88%	45
Self-Esteem/Personal Growth	70.83%	68
Serious Emotional Disturbances (SED) Of Children	25.00%	24
Sexual Dysfunction	12.50%	12
Situational Anxiety/Phobias	59.38%	57
Sleep Disorders	22.92%	22
Social Adjustment Problems	48.96%	47
Somatic Disorders	22.92%	22
Step-Parenting	36.46%	35
Substance Use Disorders	47.92%	46
Suicidality	53.13%	51
Trauma and Stressor-Related Disorders	73.96%	71
Unemployment	23.96%	23
Victims of Crime	40.63%	39
Other (please specify)	5.21%	5
Total Respondents: 96		

#	OTHER (PLEASE SPECIFY)	DATE
1	Leaving religion	5/22/2017 6:38 PM
2	DID & RSO's, SMI FSP Clients	4/26/2017 9:23 PM
3	Christian spiritual issues	4/21/2017 5:42 PM
4	Christian integration	4/21/2017 4:16 PM
5	Gifted development	4/21/2017 2:32 PM

Q53 Which of the following best describe your theoretical orientation?
(Check all that apply)

Answered: 96 Skipped: 2



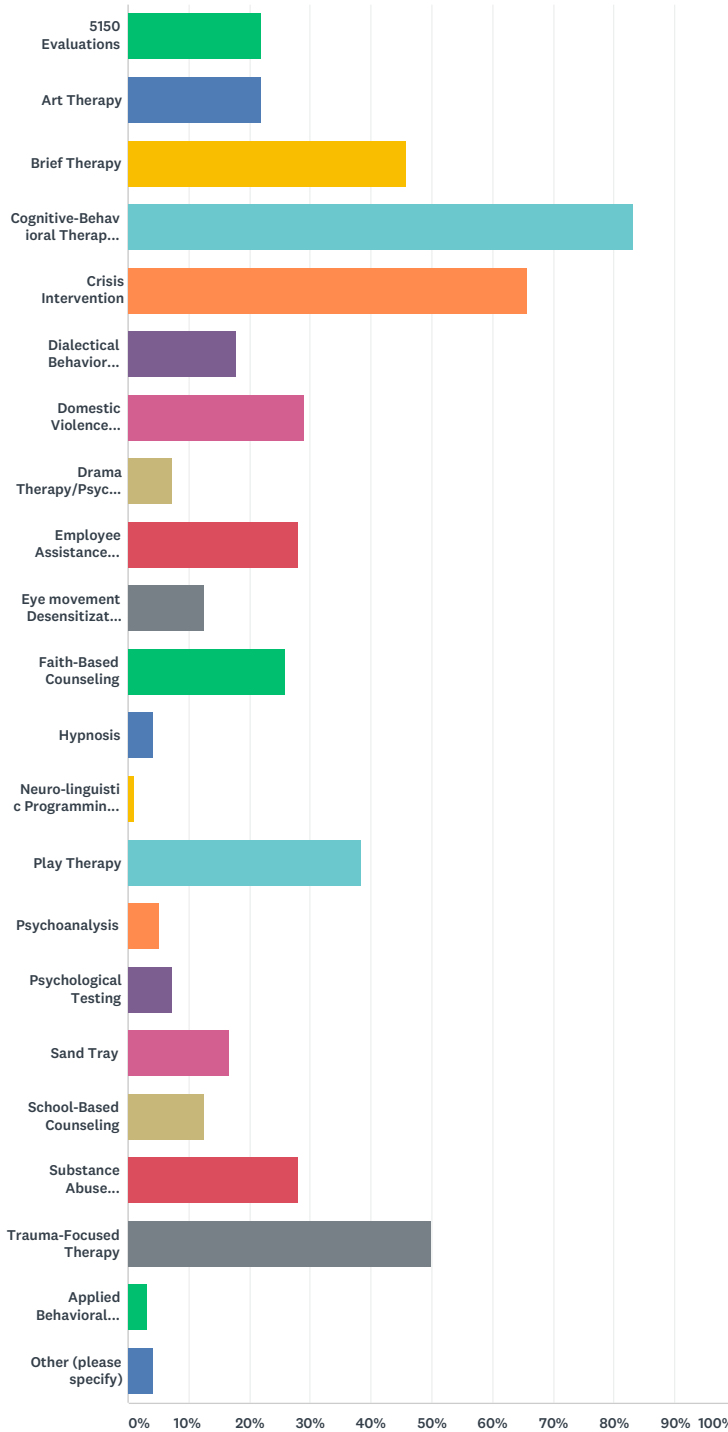


ANSWER CHOICES	RESPONSES	
Adlerian	3.13%	3
Attachment Therapy	29.17%	28
Behavioral	30.21%	29
Bioenergetic	1.04%	1
Cognitive-Behavioral	83.33%	80
Collaborative	11.46%	11
Control-Mastery	0.00%	0
Dialectical Behavior Therapy (DBT)	17.71%	17
Emotionally-Focused Therapy	25.00%	24
Ericksonian Hypnosis	1.04%	1
Family Systems	54.17%	52
Feminist	4.17%	4
Gestalt Therapy	16.67%	16
Humanistic/Existential	30.21%	29
Imago Therapy	5.21%	5
Integrative/Eclectic	16.67%	16
Interpersonal	21.88%	21
Jungian	6.25%	6
Mindfulness-Based Therapy	34.38%	33
Narrative Therapy	14.58%	14
Object Relations	14.58%	14
Pastoral Counseling	8.33%	8
Post-Modern	3.13%	3
Psychoanalytic	2.08%	2
Psychodynamic	19.79%	19
Rankian	0.00%	0
Rational Emotive Therapy	13.54%	13
Reality Therapy	13.54%	13
Redecision Therapy	0.00%	0
Self Psychology	6.25%	6
Solution Focused	50.00%	48
Somatic Therapy	2.08%	2
Transactional Analysis	4.17%	4
Transpersonal	3.13%	3

Other (please specify)	8.33%	8
Total Respondents: 96		
#	OTHER (PLEASE SPECIFY)	DATE
1	EMDR	5/7/2017 3:12 PM
2	Christian	4/26/2017 5:37 PM
3	Emotional Transformation Therapy	4/26/2017 5:10 PM
4	A Primal Therapist	4/22/2017 7:56 AM
5	Strengths Based/Gottman	4/21/2017 8:39 PM
6	Discernment counseling, Gottman	4/21/2017 8:14 PM
7	Motivational Interviewing	4/21/2017 2:47 PM
8	Energy Psychology methods	4/21/2017 2:25 PM

Q54 Which of the following therapeutic modalities, approaches or procedures do you utilize in clinical practice? (Check all that apply)

Answered: 96 Skipped: 2



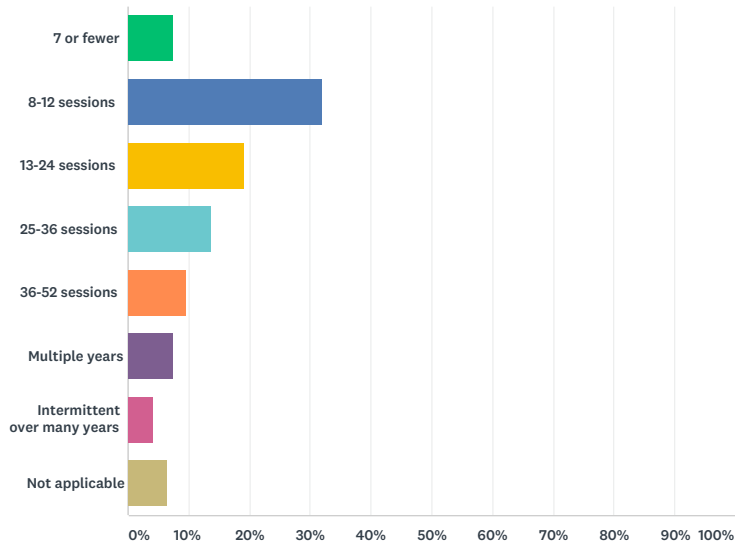
ANSWER CHOICES	RESPONSES
5150 Evaluations	21.88% 21
Art Therapy	21.88% 21
Brief Therapy	45.83% 44
Cognitive-Behavioral Therapy (CBT)	83.33% 80
Crisis Intervention	65.63% 63

Dialectical Behavior Therapy (DBT)	17.71%	17
Domestic Violence Counseling	29.17%	28
Drama Therapy/Psychodrama	7.29%	7
Employee Assistance Counseling (EAP)	28.13%	27
Eye movement Desensitization and Reprocessing (EMDR)	12.50%	12
Faith-Based Counseling	26.04%	25
Hypnosis	4.17%	4
Neuro-linguistic Programming (NLP)	1.04%	1
Play Therapy	38.54%	37
Psychoanalysis	5.21%	5
Psychological Testing	7.29%	7
Sand Tray	16.67%	16
School-Based Counseling	12.50%	12
Substance Abuse Counseling	28.13%	27
Trauma-Focused Therapy	50.00%	48
Applied Behavioral Analysis	3.13%	3
Other (please specify)	4.17%	4
Total Respondents: 96		

#	OTHER (PLEASE SPECIFY)	DATE
1	Leaving religion	5/22/2017 6:39 PM
2	Emotional Transformation Therapy & Gestalt processing	4/26/2017 5:10 PM
3	Bowen Family Systems	4/21/2017 7:25 PM
4	TFT, EC/BC	4/21/2017 2:25 PM

Q55 On average, what is the number of times you see a client before concluding treatment?

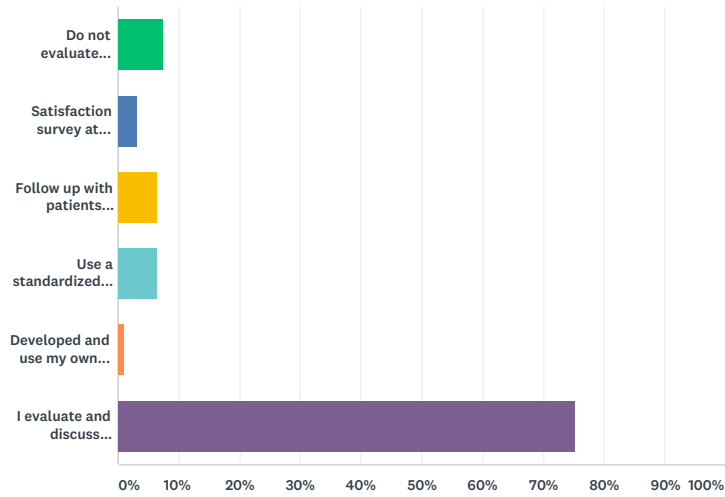
Answered: 94 Skipped: 4



ANSWER CHOICES	RESPONSES	
7 or fewer	7.45%	7
8-12 sessions	31.91%	30
13-24 sessions	19.15%	18
25-36 sessions	13.83%	13
36-52 sessions	9.57%	9
Multiple years	7.45%	7
Intermittent over many years	4.26%	4
Not applicable	6.38%	6
TOTAL		94

Q56 What means do you use to determine whether treatment is successful?

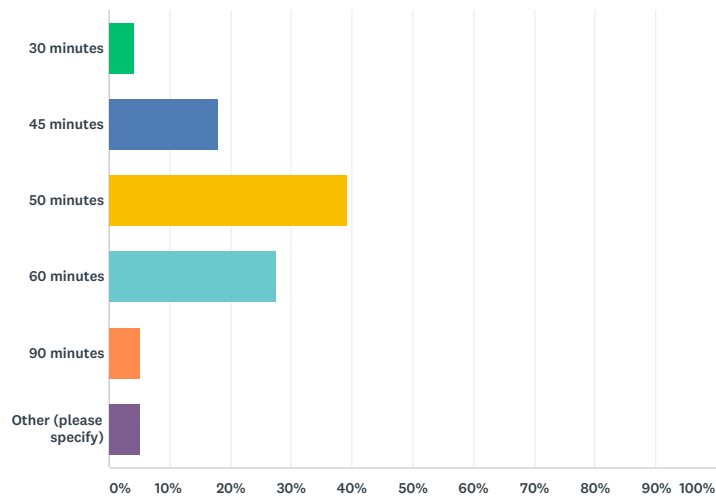
Answered: 93 Skipped: 5



ANSWER CHOICES	RESPONSES	
Do not evaluate outcomes	7.53%	7
Satisfaction survey at conclusion of treatment/Termination interview	3.23%	3
Follow up with patients following treatment	6.45%	6
Use a standardized outcomes instrument	6.45%	6
Developed and use my own outcomes instrument	1.08%	1
I evaluate and discuss treatment outcome and client satisfaction during the termination process	75.27%	70
TOTAL		93

Q57 What is the average length of a session with a client?

Answered: 94 Skipped: 4

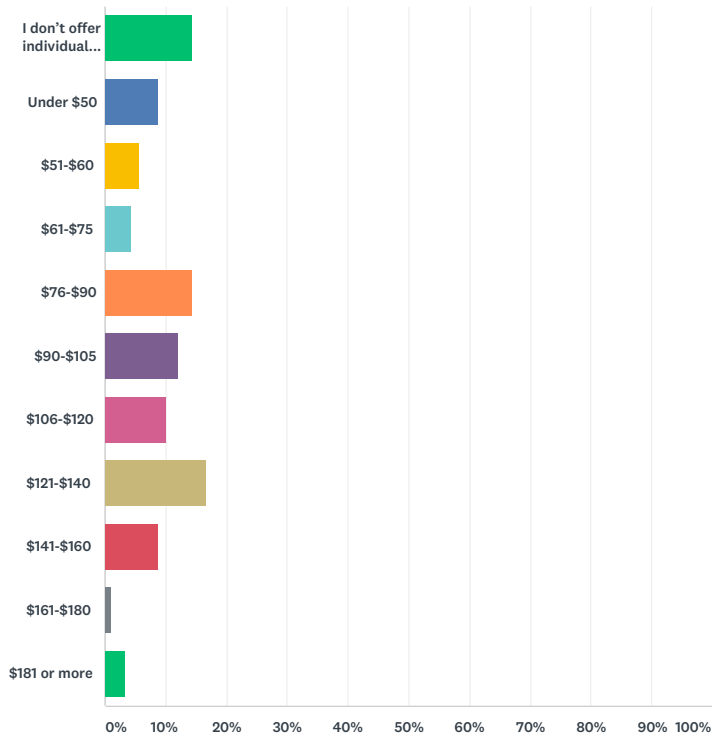


ANSWER CHOICES	RESPONSES	
30 minutes	4.26%	4
45 minutes	18.09%	17
50 minutes	39.36%	37
60 minutes	27.66%	26
90 minutes	5.32%	5
Other (please specify)	5.32%	5
TOTAL		94

#	OTHER (PLEASE SPECIFY)	DATE
1	2	5/4/2017 9:47 PM
2	75	4/26/2017 4:21 PM
3	120	4/22/2017 9:32 AM
4	3	4/22/2017 7:57 AM
5	75	4/21/2017 5:45 PM

Q58 What is the usual and customary fee CHARGED by you or your employer for an hour of individual psychotherapy?

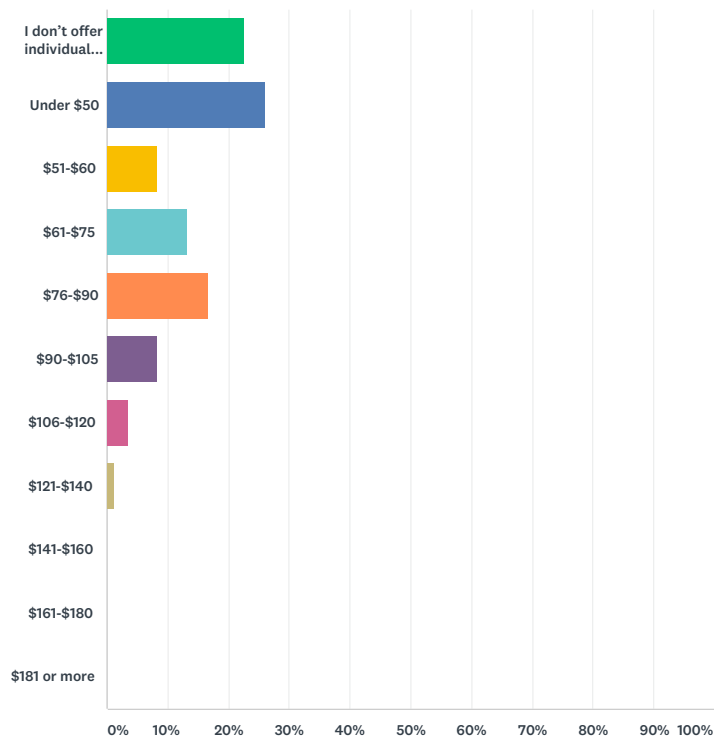
Answered: 90 Skipped: 8



ANSWER CHOICES	RESPONSES	
I don't offer individual psychotherapy	14.44%	13
Under \$50	8.89%	8
\$51-\$60	5.56%	5
\$61-\$75	4.44%	4
\$76-\$90	14.44%	13
\$90-\$105	12.22%	11
\$106-\$120	10.00%	9
\$121-\$140	16.67%	15
\$141-\$160	8.89%	8
\$161-\$180	1.11%	1
\$181 or more	3.33%	3
TOTAL		90

Q59 If you offer reduced, or sliding scale fees, what is the average fee that you collect from clients/patients, for an hour of individual therapy?

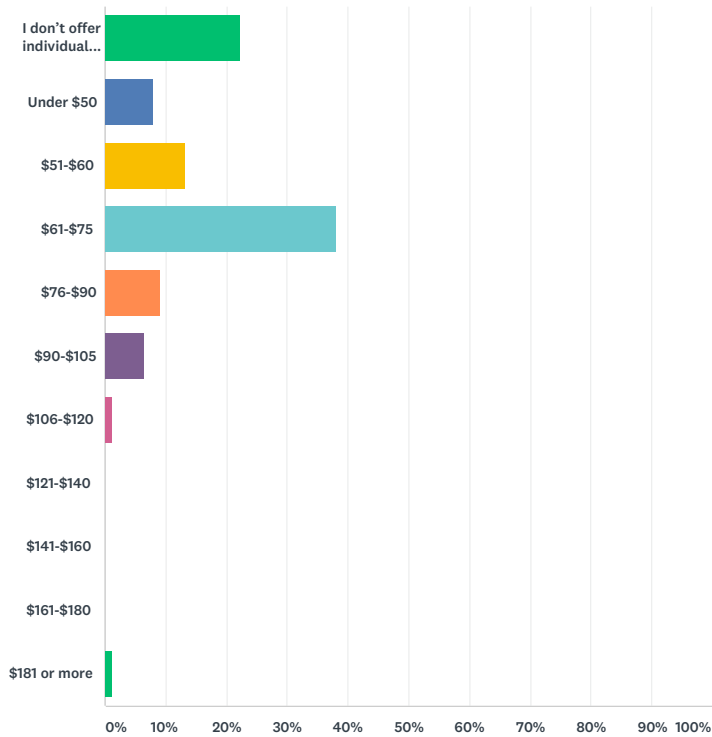
Answered: 84 Skipped: 14



ANSWER CHOICES	RESPONSES	
I don't offer individual psychotherapy	22.62%	19
Under \$50	26.19%	22
\$51-\$60	8.33%	7
\$61-\$75	13.10%	11
\$76-\$90	16.67%	14
\$90-\$105	8.33%	7
\$106-\$120	3.57%	3
\$121-\$140	1.19%	1
\$141-\$160	0.00%	0
\$161-\$180	0.00%	0
\$181 or more	0.00%	0
TOTAL		84

Q60 If you bill insurance, what is the average fee that you collect from managed care companies for an hour of individual therapy?

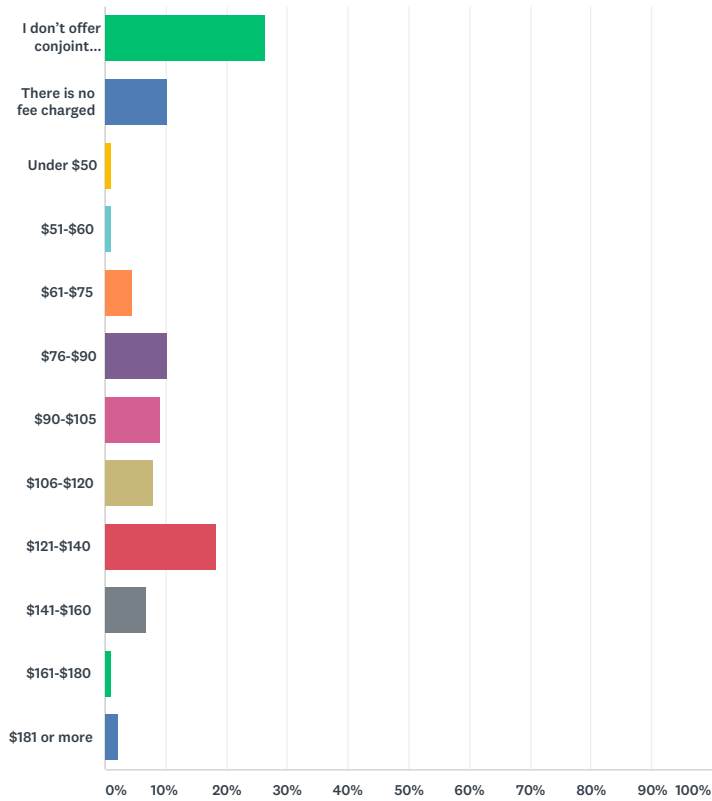
Answered: 76 Skipped: 22



ANSWER CHOICES	RESPONSES	
I don't offer individual psychotherapy	22.37%	17
Under \$50	7.89%	6
\$51-\$60	13.16%	10
\$61-\$75	38.16%	29
\$76-\$90	9.21%	7
\$90-\$105	6.58%	5
\$106-\$120	1.32%	1
\$121-\$140	0.00%	0
\$141-\$160	0.00%	0
\$161-\$180	0.00%	0
\$181 or more	1.32%	1
TOTAL		76

Q61 What is the usual and customary fee charged by you or your employer for an hour of conjoint therapy?

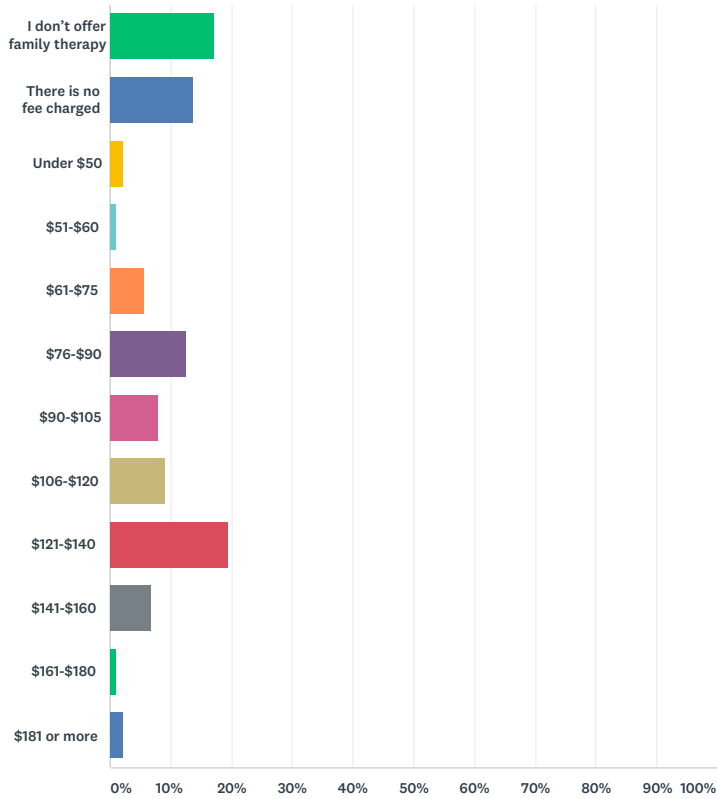
Answered: 87 Skipped: 11



ANSWER CHOICES	RESPONSES	
I don't offer conjoint therapy	26.44%	23
There is no fee charged	10.34%	9
Under \$50	1.15%	1
\$51-\$60	1.15%	1
\$61-\$75	4.60%	4
\$76-\$90	10.34%	9
\$90-\$105	9.20%	8
\$106-\$120	8.05%	7
\$121-\$140	18.39%	16
\$141-\$160	6.90%	6
\$161-\$180	1.15%	1
\$181 or more	2.30%	2
TOTAL		87

Q62 What is the usual and customary fee charged by you or your employer for an hour of family therapy?

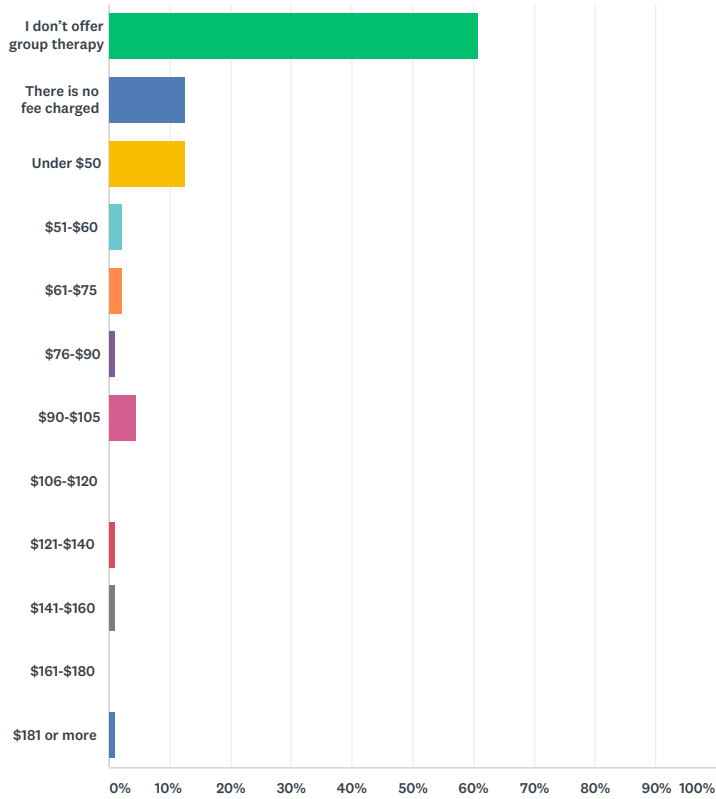
Answered: 87 Skipped: 11



ANSWER CHOICES	RESPONSES	
I don't offer family therapy	17.24%	15
There is no fee charged	13.79%	12
Under \$50	2.30%	2
\$51-\$60	1.15%	1
\$61-\$75	5.75%	5
\$76-\$90	12.64%	11
\$90-\$105	8.05%	7
\$106-\$120	9.20%	8
\$121-\$140	19.54%	17
\$141-\$160	6.90%	6
\$161-\$180	1.15%	1
\$181 or more	2.30%	2
TOTAL		87

Q63 What is the usual and customary fee charged by you or your employer for an hour of group therapy?

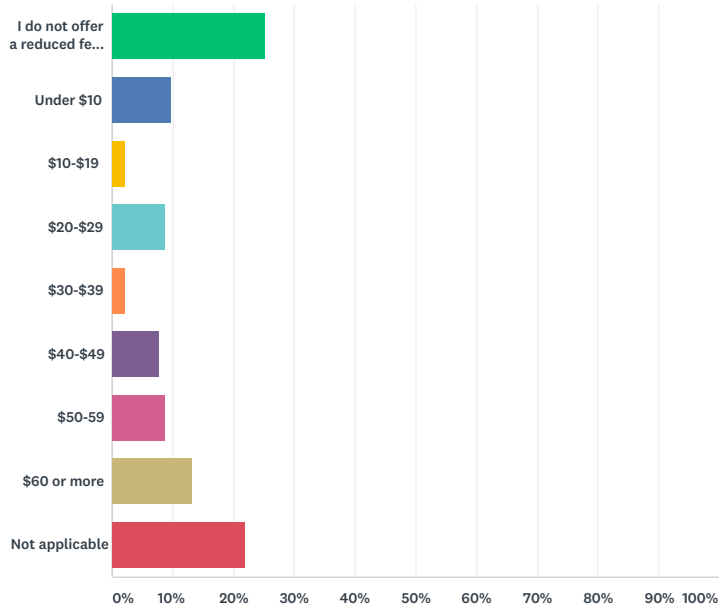
Answered: 87 Skipped: 11



ANSWER CHOICES	RESPONSES	
I don't offer group therapy	60.92%	53
There is no fee charged	12.64%	11
Under \$50	12.64%	11
\$51-\$60	2.30%	2
\$61-\$75	2.30%	2
\$76-\$90	1.15%	1
\$90-\$105	4.60%	4
\$106-\$120	0.00%	0
\$121-\$140	1.15%	1
\$141-\$160	1.15%	1
\$161-\$180	0.00%	0
\$181 or more	1.15%	1
TOTAL		87

Q64 If you or your employer charge according to a sliding fee scale, what is the lowest fee charged?

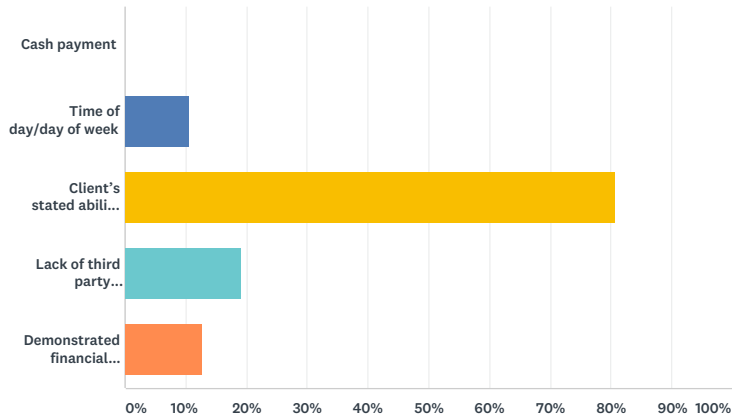
Answered: 91 Skipped: 7



ANSWER CHOICES	RESPONSES	
I do not offer a reduced fee or sliding scale	25.27%	23
Under \$10	9.89%	9
\$10-\$19	2.20%	2
\$20-\$29	8.79%	8
\$30-\$39	2.20%	2
\$40-\$49	7.69%	7
\$50-\$59	8.79%	8
\$60 or more	13.19%	12
Not applicable	21.98%	20
TOTAL		91

Q65 How is your reduced fee or sliding scale determined? (check all that apply)

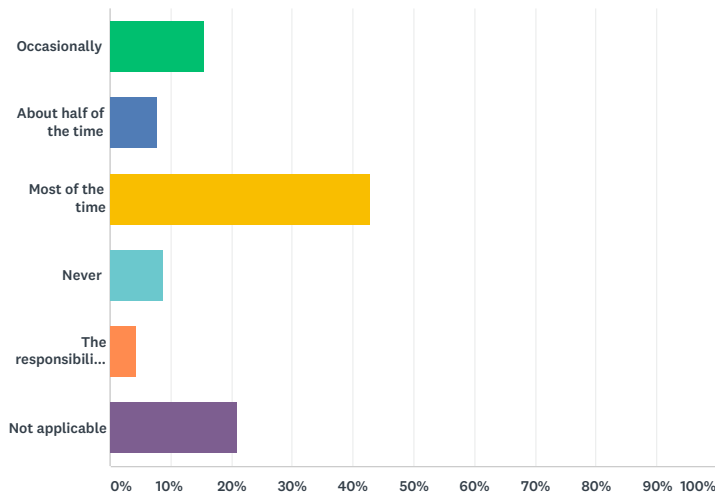
Answered: 47 Skipped: 51



ANSWER CHOICES	RESPONSES	
Cash payment	0.00%	0
Time of day/day of week	10.64%	5
Client's stated ability to pay with no verification	80.85%	38
Lack of third party reimbursement	19.15%	9
Demonstrated financial hardship, such as a tax return, etc.	12.77%	6
Total Respondents: 47		

Q66 How often are you or your employer partially or fully reimbursed by a third-party payer (e.g., an insurance plan, Medi-Cal, Victims of Crime, etc.)?

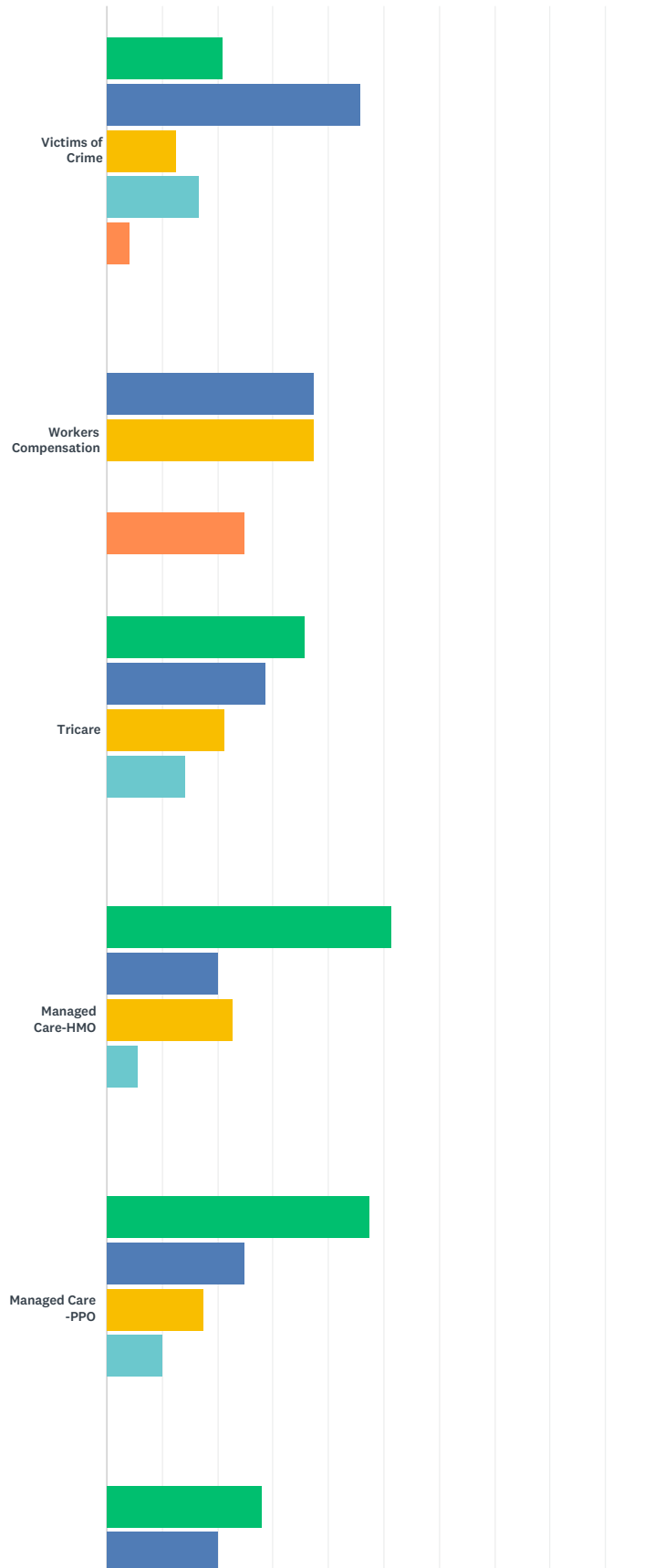
Answered: 91 Skipped: 7

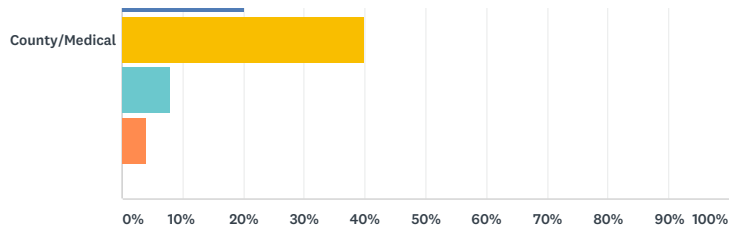


ANSWER CHOICES	RESPONSES	
Occasionally	15.38%	14
About half of the time	7.69%	7
Most of the time	42.86%	39
Never	8.79%	8
The responsibility of insurance claims is handled by the patient	4.40%	4
Not applicable	20.88%	19
TOTAL		91

Q67 What is the average length of time you or your employer must wait following initial billing before you are reimbursed? (check all that apply)

Answered: 52 Skipped: 46



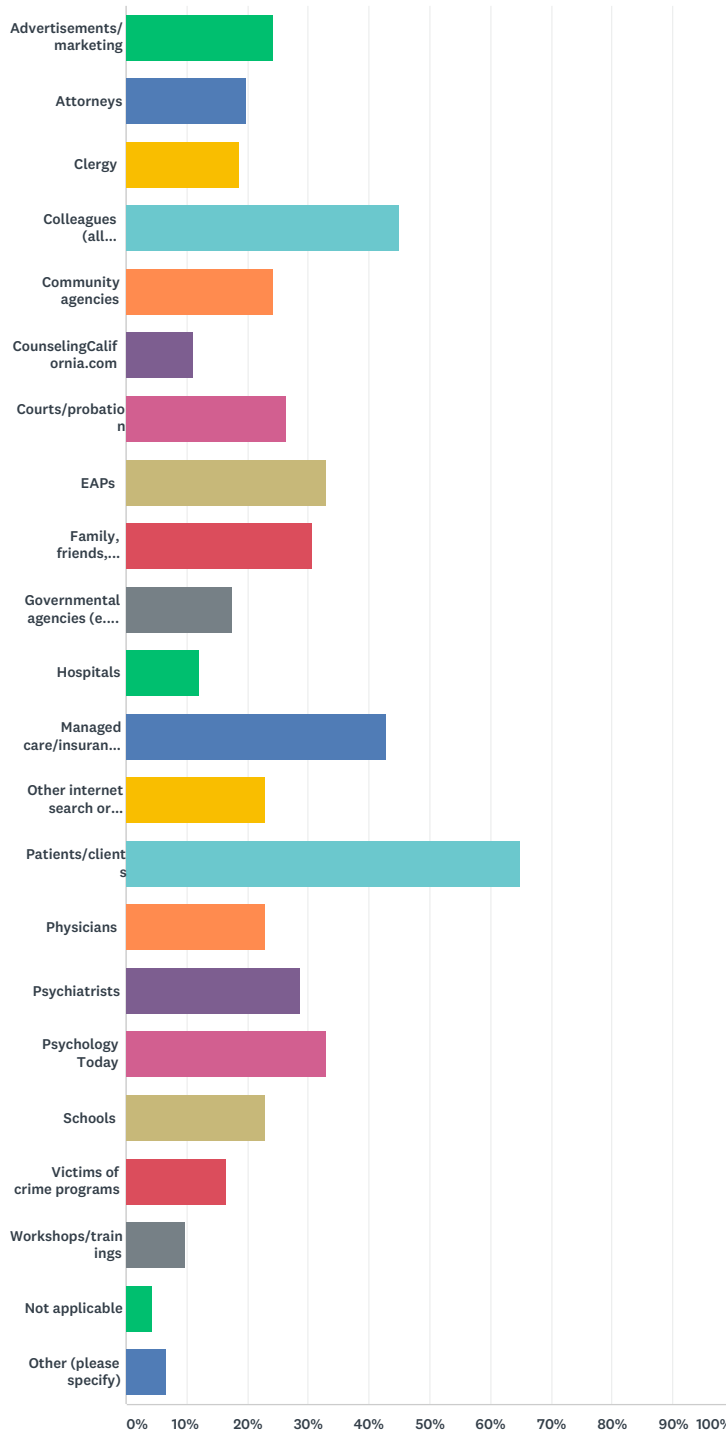


■ Within 30 days
 ■ Within 60 days
 ■ Within 90 days
 ■ Within 120 days
■ Within 150 or more days

	WITHIN 30 DAYS	WITHIN 60 DAYS	WITHIN 90 DAYS	WITHIN 120 DAYS	WITHIN 150 OR MORE DAYS	TOTAL
Victims of Crime	20.83% 5	45.83% 11	12.50% 3	16.67% 4	4.17% 1	24
Workers Compensation	0.00% 0	37.50% 3	37.50% 3	0.00% 0	25.00% 2	8
Tricare	35.71% 5	28.57% 4	21.43% 3	14.29% 2	0.00% 0	14
Managed Care-HMO	51.43% 18	20.00% 7	22.86% 8	5.71% 2	0.00% 0	35
Managed Care -PPO	47.50% 19	25.00% 10	17.50% 7	10.00% 4	0.00% 0	40
County/Medical	28.00% 7	20.00% 5	40.00% 10	8.00% 2	4.00% 1	25

Q68 What is your source for client referrals? (Check all that apply)

Answered: 91 Skipped: 7



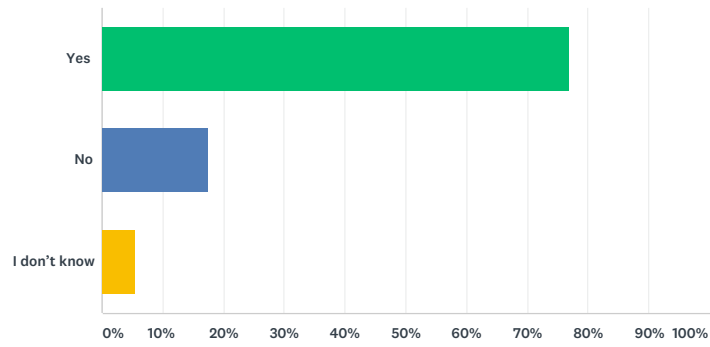
ANSWER CHOICES	RESPONSES
Advertisements/marketing	24.18% 22
Attorneys	19.78% 18
Clergy	18.68% 17
Colleagues (all disciplines)	45.05% 41
Community agencies	24.18% 22
CounselingCalifornia.com	10.99% 10

Courts/probation	26.37%	24
EAPs	32.97%	30
Family, friends, neighbors	30.77%	28
Governmental agencies (e.g., CPS, DSS)	17.58%	16
Hospitals	12.09%	11
Managed care/insurance company	42.86%	39
Other internet search or therapist locator	23.08%	21
Patients/clients	64.84%	59
Physicians	23.08%	21
Psychiatrists	28.57%	26
Psychology Today	32.97%	30
Schools	23.08%	21
Victims of crime programs	16.48%	15
Workshops/trainings	9.89%	9
Not applicable	4.40%	4
Other (please specify)	6.59%	6
Total Respondents: 91		

#	OTHER (PLEASE SPECIFY)	DATE
1	other therapists	5/7/2017 3:16 PM
2	USPS management	4/22/2017 3:09 PM
3	Internal	4/21/2017 8:07 PM
4	Website and blog	4/21/2017 2:46 PM
5	Regional Centers	4/21/2017 2:29 PM
6	Clients are students who are enrolled and pay a health fee	4/21/2017 2:14 PM

Q69 Are you considered to be a "HIPAA Covered Entity" in your practice?

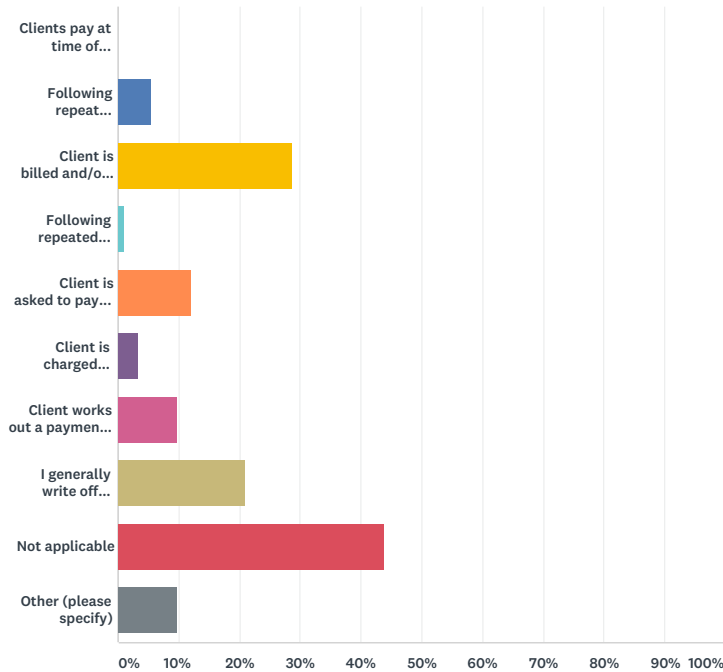
Answered: 91 Skipped: 7



ANSWER CHOICES	RESPONSES	
Yes	76.92%	70
No	17.58%	16
I don't know	5.49%	5
TOTAL		91

Q70 Which of the following is used by you and/or your employer for clients who do not pay bills in a timely manner: (Check all that apply)

Answered: 91 Skipped: 7

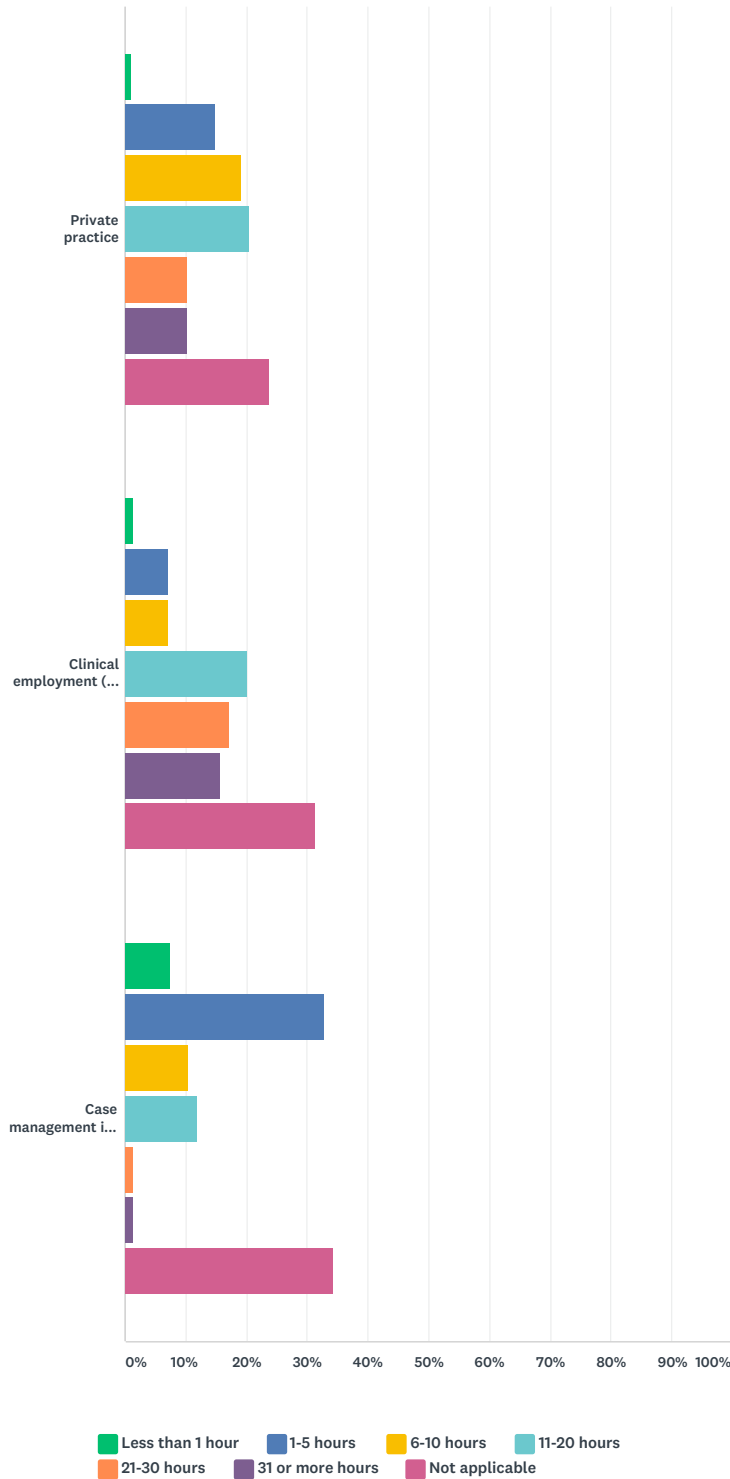


ANSWER CHOICES	RESPONSES
Clients pay at time of treatment only	0.00% 0
Following repeat billings, balance is turned over to a collection agency	5.49% 5
Client is billed and/or receives letter(s) requesting payment	28.57% 26
Following repeated billings, small claims court action is pursued	1.10% 1
Client is asked to pay balance by charging to a credit card	12.09% 11
Client is charged interest on aging balance	3.30% 3
Client works out a payment plan to pay off balance	9.89% 9
I generally write off unpaid balance	20.88% 19
Not applicable	43.96% 40
Other (please specify)	9.89% 9
Total Respondents: 91	

#	OTHER (PLEASE SPECIFY)	DATE
1	I don't know	4/27/2017 4:24 PM
2	paypal	4/26/2017 8:41 PM
3	payment due and collected at time services are rendered	4/24/2017 8:58 AM
4	Unless tx is medically necessary, clients must pay on balances of \$100.00+ in order to reschedule	4/23/2017 5:36 PM
5	I always collect at the end of session	4/22/2017 7:03 PM
6	Payment is du at the time of service	4/21/2017 8:07 PM
7	Unknown. I do not handle financial issues	4/21/2017 7:59 PM
8	All of my clients pay at beginning of session. No billing .	4/21/2017 5:49 PM
9	I dont know, as I do not do the billing	4/21/2017 5:25 PM

Q71 What is the average number of hours of therapy you provide per week:

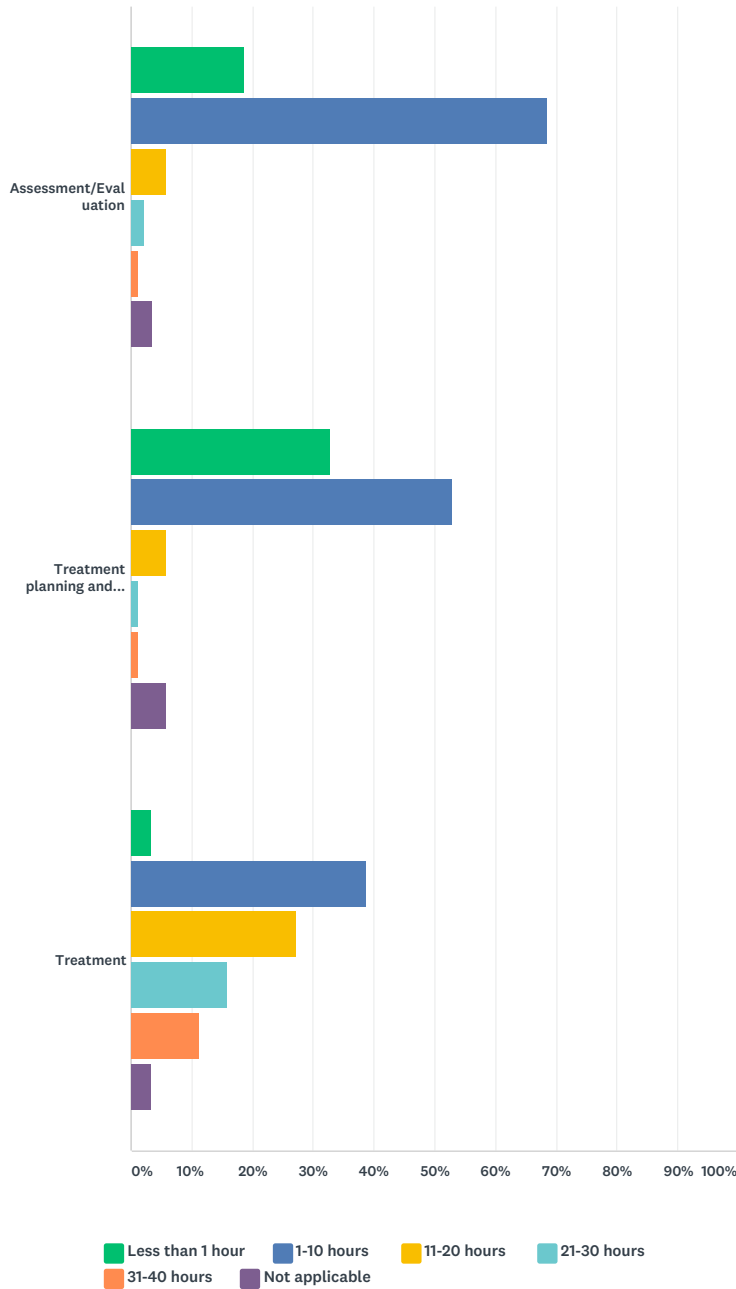
Answered: 91 Skipped: 7



	LESS THAN 1 HOUR	1-5 HOURS	6-10 HOURS	11-20 HOURS	21-30 HOURS	31 OR MORE HOURS	NOT APPLICABLE	TOTAL
Private practice	1.14% 1	14.77% 13	19.32% 17	20.45% 18	10.23% 9	10.23% 9	23.86% 21	88
Clinical employment (not private practice)	1.43% 1	7.14% 5	7.14% 5	20.00% 14	17.14% 12	15.71% 11	31.43% 22	70
Case management in both	7.46% 5	32.84% 22	10.45% 7	11.94% 8	1.49% 1	1.49% 1	34.33% 23	67

Q72 For all direct patient care, indicate the average number of hours spent per week (excluding calls) on each major activity:

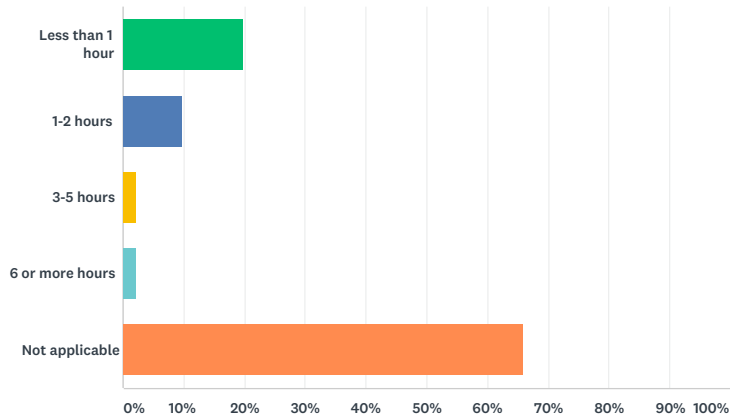
Answered: 89 Skipped: 9



	LESS THAN 1 HOUR	1-10 HOURS	11-20 HOURS	21-30 HOURS	31-40 HOURS	NOT APPLICABLE	TOTAL
Assessment/Evaluation	18.60% 16	68.60% 59	5.81% 5	2.33% 2	1.16% 1	3.49% 3	86
Treatment planning and team consultation	32.94% 28	52.94% 45	5.88% 5	1.18% 1	1.18% 1	5.88% 5	85
Treatment	3.41% 3	38.64% 34	27.27% 24	15.91% 14	11.36% 10	3.41% 3	88

Q73 What is the average number of hours per week devoted to administering and evaluation psychological tests?

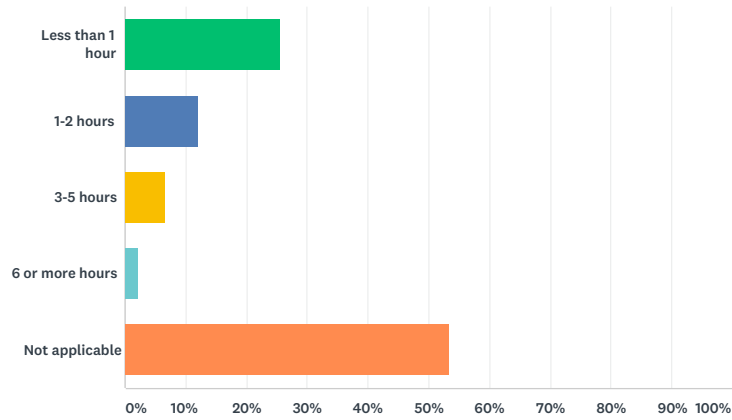
Answered: 91 Skipped: 7



ANSWER CHOICES	RESPONSES	
Less than 1 hour	19.78%	18
1-2 hours	9.89%	9
3-5 hours	2.20%	2
6 or more hours	2.20%	2
Not applicable	65.93%	60
TOTAL		91

Q74 What is the average number of hours per week you devote to telehealth services (i.e., therapy by telephone or over the Internet)?

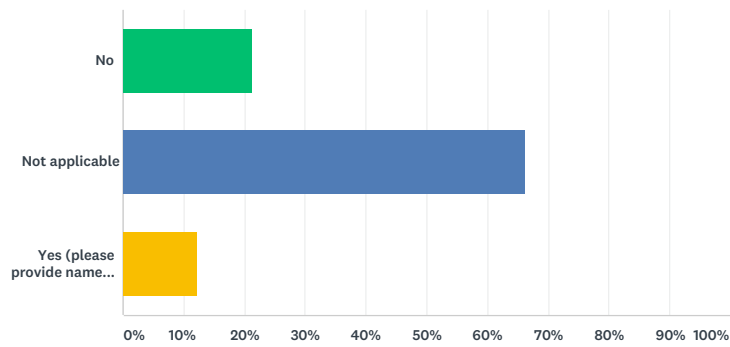
Answered: 90 Skipped: 8



ANSWER CHOICES	RESPONSES	
Less than 1 hour	25.56%	23
1-2 hours	12.22%	11
3-5 hours	6.67%	6
6 or more hours	2.22%	2
Not applicable	53.33%	48
TOTAL		90

Q75 Are you reimbursed for telehealth services?

Answered: 89 Skipped: 9

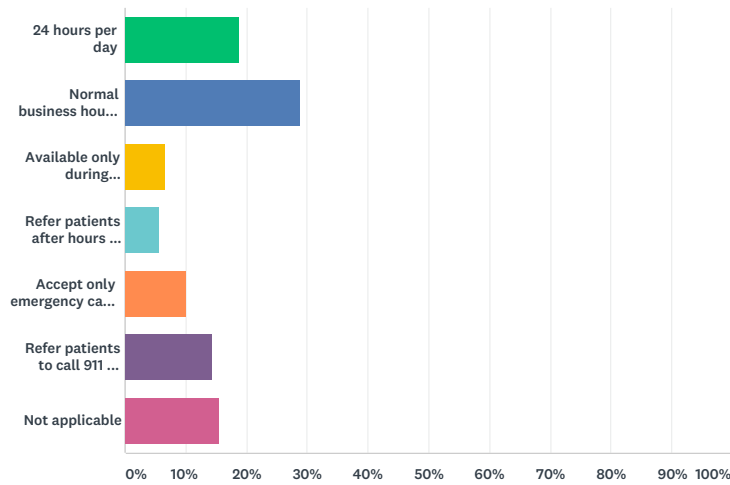


ANSWER CHOICES	RESPONSES
No	21.35% 19
Not applicable	66.29% 59
Yes (please provide name of companies that reimburse)	12.36% 11
TOTAL	89

#	YES (PLEASE PROVIDE NAME OF COMPANIES THAT REIMBURSE)	DATE
1	Ginger.io	5/6/2017 7:09 PM
2	client	5/2/2017 7:33 PM
3	IEHP MediCal	4/26/2017 9:35 PM
4	claremont	4/26/2017 8:46 PM
5	Medical	4/26/2017 4:27 PM
6	Magellan, cash	4/24/2017 9:00 AM
7	Blue Cross	4/21/2017 6:09 PM
8	Medi-cal	4/21/2017 4:18 PM
9	Private pay	4/21/2017 2:49 PM
10	client pays	4/21/2017 2:45 PM
11	Regional Centers	4/21/2017 2:30 PM

Q76 What hours are you on-call or available to clients?

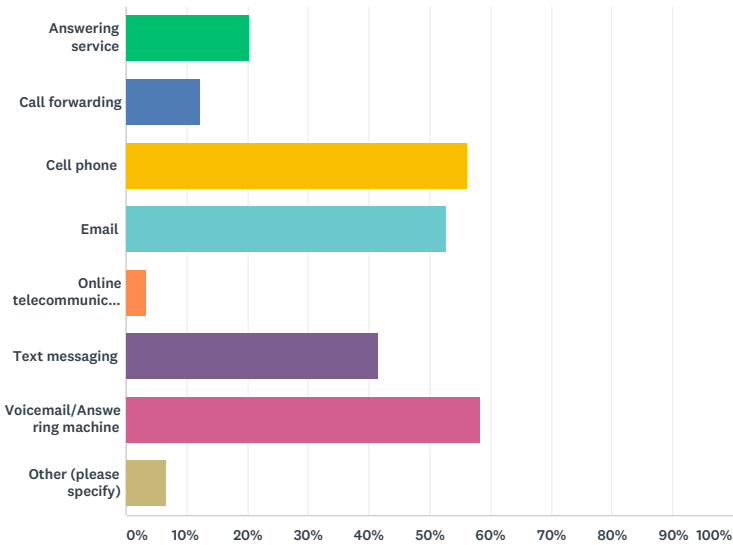
Answered: 90 Skipped: 8



ANSWER CHOICES	RESPONSES	
24 hours per day	18.89%	17
Normal business hours only	28.89%	26
Available only during appointed hours	6.67%	6
Refer patients after hours to service for emergency calls	5.56%	5
Accept only emergency calls after hours	10.00%	9
Refer patients to call 911 in case of emergency after hours	14.44%	13
Not applicable	15.56%	14
TOTAL		90

Q77 What means do you use to be accessible to clients? (Check all that apply)

Answered: 89 Skipped: 9

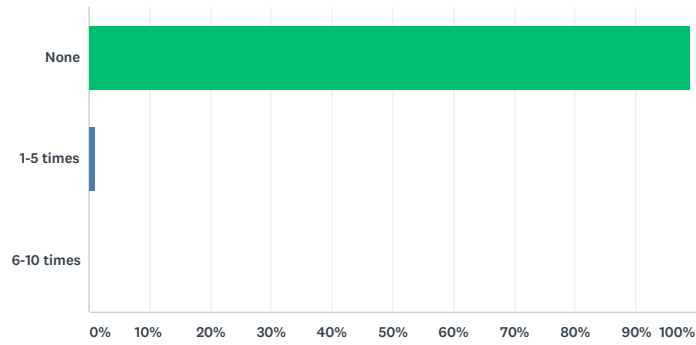


ANSWER CHOICES	RESPONSES
Answering service	20.22% 18
Call forwarding	12.36% 11
Cell phone	56.18% 50
Email	52.81% 47
Online telecommunication (e.g., Skype, Facetime)	3.37% 3
Text messaging	41.57% 37
Voicemail/Answering machine	58.43% 52
Other (please specify)	6.74% 6
Total Respondents: 89	

#	OTHER (PLEASE SPECIFY)	DATE
1	during court ordered appointment times only	5/1/2017 8:25 AM
2	I am not individually accessible to clients after hours	4/27/2017 4:26 PM
3	Receptionist can page me	4/26/2017 9:35 PM
4	office staff	4/22/2017 6:45 AM
5	Call center	4/21/2017 8:09 PM
6	by business telephone	4/21/2017 8:02 PM

Q78 How many times have you had to file an incident report with malpractice insurance?

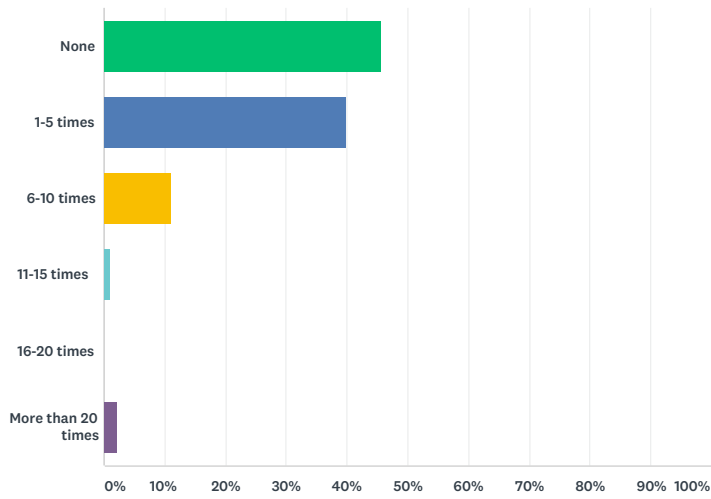
Answered: 90 Skipped: 8



ANSWER CHOICES	RESPONSES	
None	98.89%	89
1-5 times	1.11%	1
6-10 times	0.00%	0
TOTAL		90

Q79 How many times have you been subpoenaed?

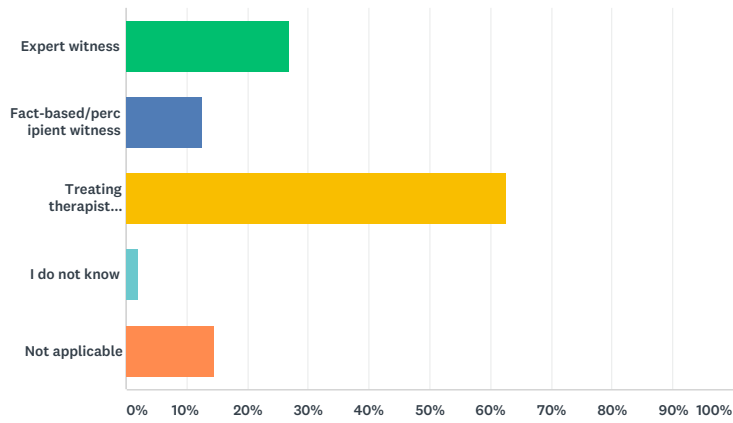
Answered: 90 Skipped: 8



ANSWER CHOICES	RESPONSES	
None	45.56%	41
1-5 times	40.00%	36
6-10 times	11.11%	10
11-15 times	1.11%	1
16-20 times	0.00%	0
More than 20 times	2.22%	2
TOTAL		90

Q80 What type of witness were you in a majority of these claims?

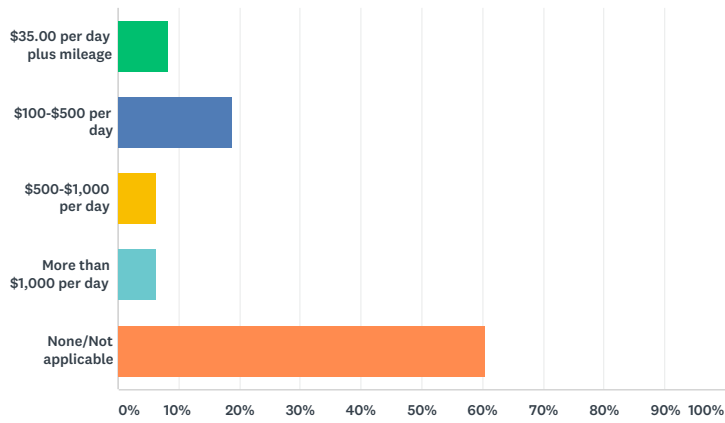
Answered: 48 Skipped: 50



ANSWER CHOICES	RESPONSES	
Expert witness	27.08%	13
Fact-based/percipient witness	12.50%	6
Treating therapist witness	62.50%	30
I do not know	2.08%	1
Not applicable	14.58%	7
Total Respondents: 48		

Q81 On average, how much were you paid to serve as a witness?

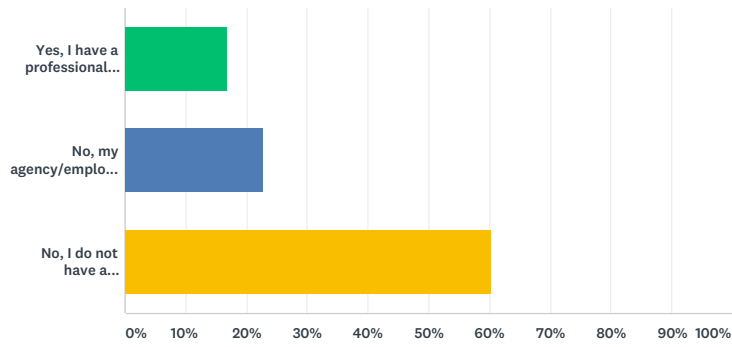
Answered: 48 Skipped: 50



ANSWER CHOICES	RESPONSES	
\$35.00 per day plus mileage	8.33%	4
\$100-\$500 per day	18.75%	9
\$500-\$1,000 per day	6.25%	3
More than \$1,000 per day	6.25%	3
None/Not applicable	60.42%	29
TOTAL		48

Q82 Do you have a professional will in place?

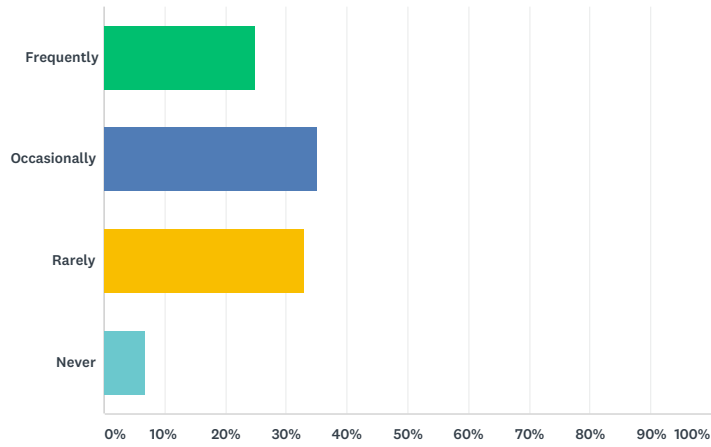
Answered: 88 Skipped: 10



ANSWER CHOICES	RESPONSES	
Yes, I have a professional will in place	17.05%	15
No, my agency/employer has a policy in place	22.73%	20
No, I do not have a professional will in place	60.23%	53
TOTAL		88

Q83 How often do you seek legal, ethical, or clinical consultation each month?

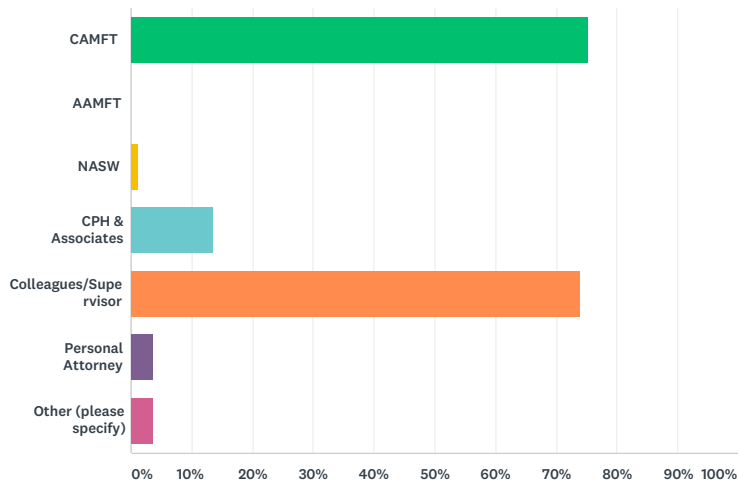
Answered: 88 Skipped: 10



ANSWER CHOICES	RESPONSES	
Frequently	25.00%	22
Occasionally	35.23%	31
Rarely	32.95%	29
Never	6.82%	6
TOTAL		88

Q84 From whom do you receive consultation? (Check all that apply)

Answered: 81 Skipped: 17

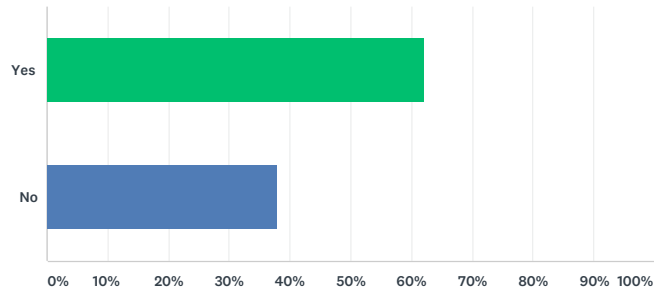


ANSWER CHOICES	RESPONSES	
CAMFT	75.31%	61
AAMFT	0.00%	0
NASW	1.23%	1
CPH & Associates	13.58%	11
Colleagues/Supervisor	74.07%	60
Personal Attorney	3.70%	3
Other (please specify)	3.70%	3
Total Respondents: 81		

#	OTHER (PLEASE SPECIFY)	DATE
1	Company attorneys	4/29/2017 9:22 AM
2	I belong to a group of therapist that meet monthly	4/22/2017 7:05 PM
3	County counsel	4/21/2017 4:34 PM

Q85 If you could participate in Medicare as a reimbursable provider, would you?

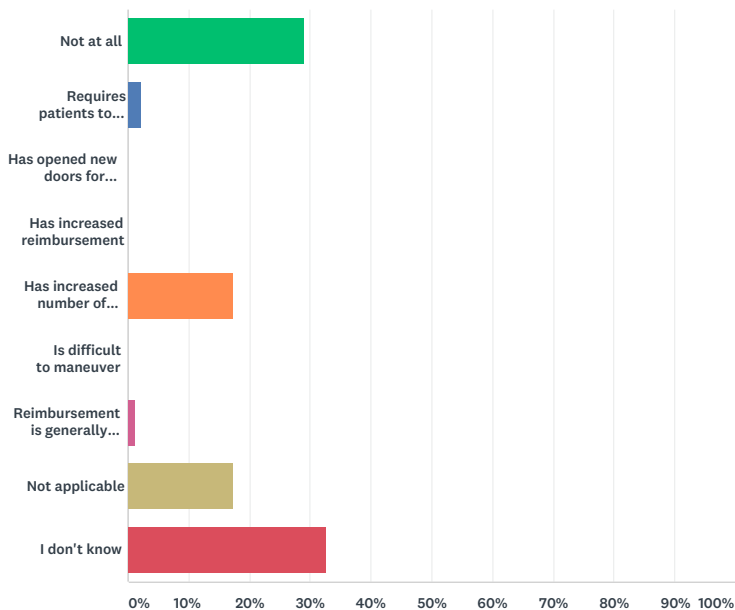
Answered: 87 Skipped: 11



ANSWER CHOICES	RESPONSES	
Yes	62.07%	54
No	37.93%	33
TOTAL		87

Q86 How has the passage of the parity law affected your employment/practice? (Check all that apply)

Answered: 86 Skipped: 12

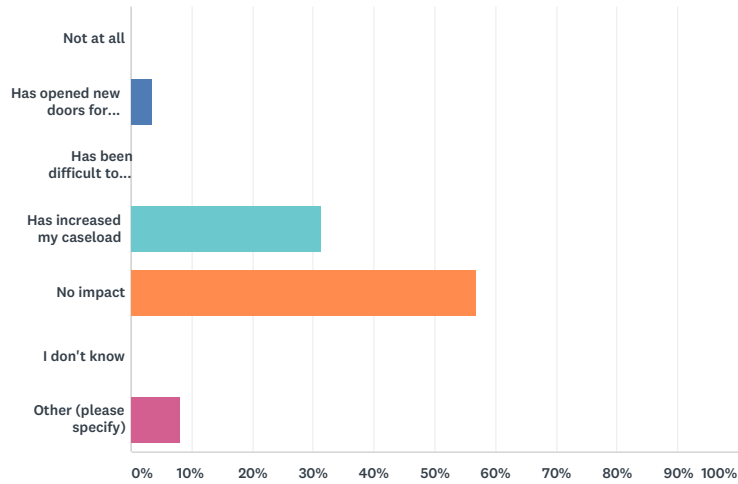


ANSWER CHOICES	RESPONSES	
Not at all	29.07%	25
Requires patients to first be evaluated by physicians/psychologist	2.33%	2
Has opened new doors for employment/treatment	0.00%	0
Has increased reimbursement	0.00%	0
Has increased number of clients	17.44%	15
Is difficult to maneuver	0.00%	0
Reimbursement is generally denied regardless of "parity"	1.16%	1
Not applicable	17.44%	15
I don't know	32.56%	28
TOTAL		86

#	OTHER (PLEASE SPECIFY)	DATE
1	It has Increased the length of sessions rendered	4/22/2017 4:45 AM

Q87 How has the implementation of the Affordable Care Act affected your employment/practice? Check all that apply.

Answered: 86 Skipped: 12

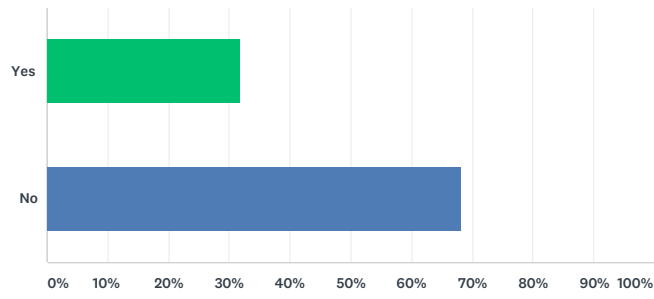


ANSWER CHOICES	RESPONSES
Not at all	0.00% 0
Has opened new doors for employment/treatment	3.49% 3
Has been difficult to understand	0.00% 0
Has increased my caseload	31.40% 27
No impact	56.98% 49
I don't know	0.00% 0
Other (please specify)	8.14% 7
TOTAL	86

#	OTHER (PLEASE SPECIFY)	DATE
1	Deductibles are too high so it is as if client's have no insurance at all and I end up using my sliding fee scale to treat them.	5/6/2017 7:11 PM
2	unknown	4/27/2017 4:27 PM
3	Not sure	4/26/2017 4:22 PM
4	i have, by choice and personal need decreased my caseload	4/23/2017 3:26 AM
5	Poor	4/21/2017 4:11 PM
6	Increase in paperwork has led to my not accepting insurance in most cases	4/21/2017 4:09 PM
7	has made referrals easier	4/21/2017 2:17 PM

Q88 Do you supervise interns and/or trainees?

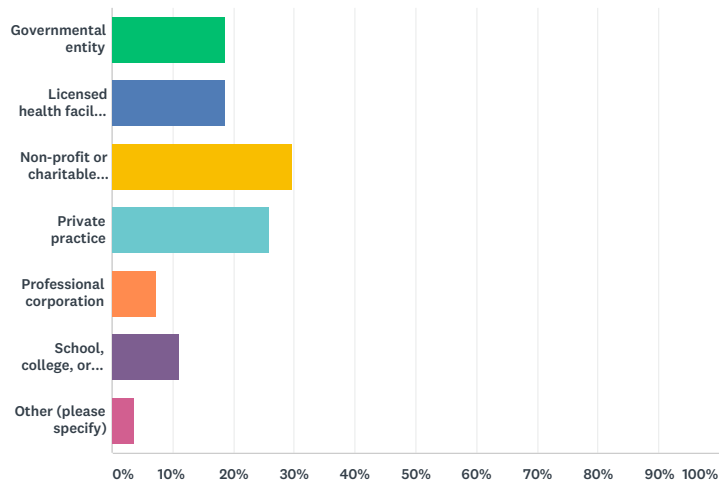
Answered: 88 Skipped: 10



ANSWER CHOICES	RESPONSES	
Yes	31.82%	28
No	68.18%	60
TOTAL		88

Q89 In which setting do you provide supervision?

Answered: 27 Skipped: 71

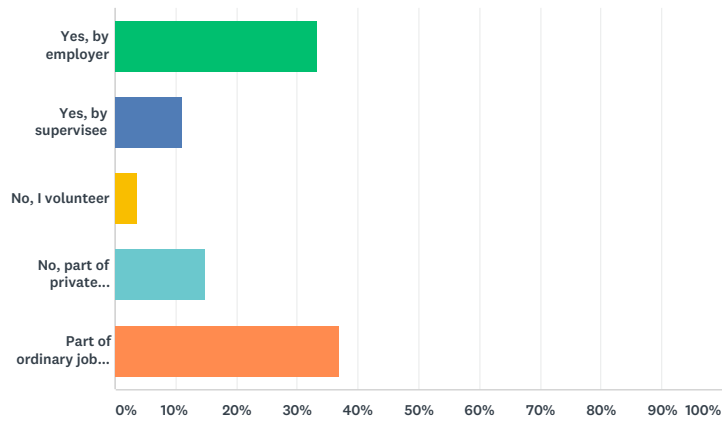


ANSWER CHOICES	RESPONSES
Governmental entity	18.52% 5
Licensed health facility (e.g., hospital)	18.52% 5
Non-profit or charitable corporation	29.63% 8
Private practice	25.93% 7
Professional corporation	7.41% 2
School, college, or university	11.11% 3
Other (please specify)	3.70% 1
Total Respondents: 27	

#	OTHER (PLEASE SPECIFY)	DATE
1	School district	4/30/2017 6:23 PM

Q90 Are you paid for the supervision you provide?

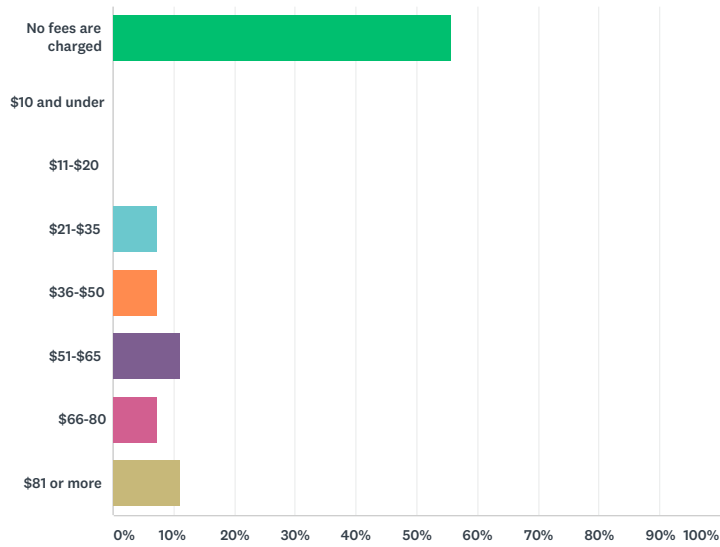
Answered: 27 Skipped: 71



ANSWER CHOICES	RESPONSES	
Yes, by employer	33.33%	9
Yes, by supervisee	11.11%	3
No, I volunteer	3.70%	1
No, part of private practice overhead	14.81%	4
Part of ordinary job duties	37.04%	10
TOTAL		27

Q91 What is the usual and customary fee charged to clients for the services of the intern(s) and/or trainee(s) you supervise?

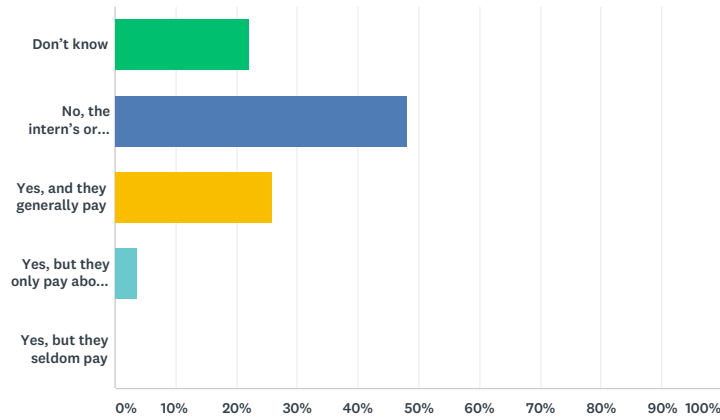
Answered: 27 Skipped: 71



ANSWER CHOICES	RESPONSES	
No fees are charged	55.56%	15
\$10 and under	0.00%	0
\$11-\$20	0.00%	0
\$21-\$35	7.41%	2
\$36-\$50	7.41%	2
\$51-\$65	11.11%	3
\$66-80	7.41%	2
\$81 or more	11.11%	3
TOTAL		27

Q92 Are third-party payers generally billed for the interns' or trainees' services?

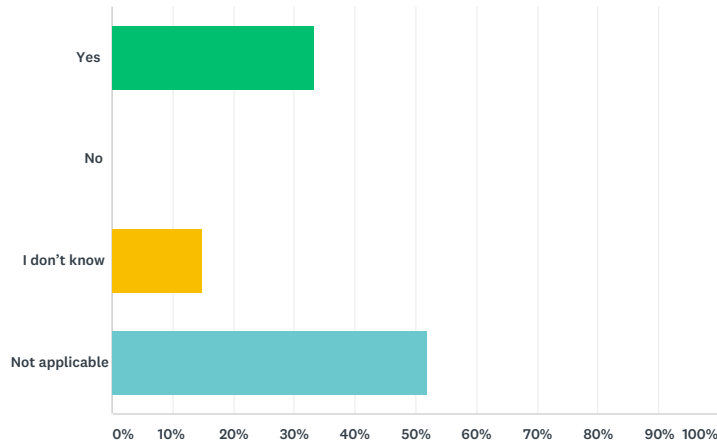
Answered: 27 Skipped: 71



ANSWER CHOICES	RESPONSES	
Don't know	22.22%	6
No, the intern's or trainee's services are not billed to third parties	48.15%	13
Yes, and they generally pay	25.93%	7
Yes, but they only pay about fifty percent of the time	3.70%	1
Yes, but they seldom pay	0.00%	0
TOTAL		27

Q93 If third parties are billed for intern or trainee services, is it disclosed that the intern or trainee was the provider?

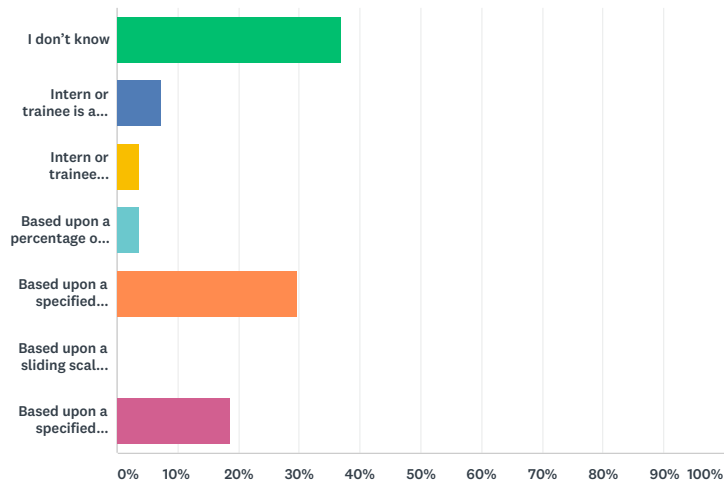
Answered: 27 Skipped: 71



ANSWER CHOICES	RESPONSES	
Yes	33.33%	9
No	0.00%	0
I don't know	14.81%	4
Not applicable	51.85%	14
TOTAL		27

Q94 How is the intern's or trainee's wage determined?

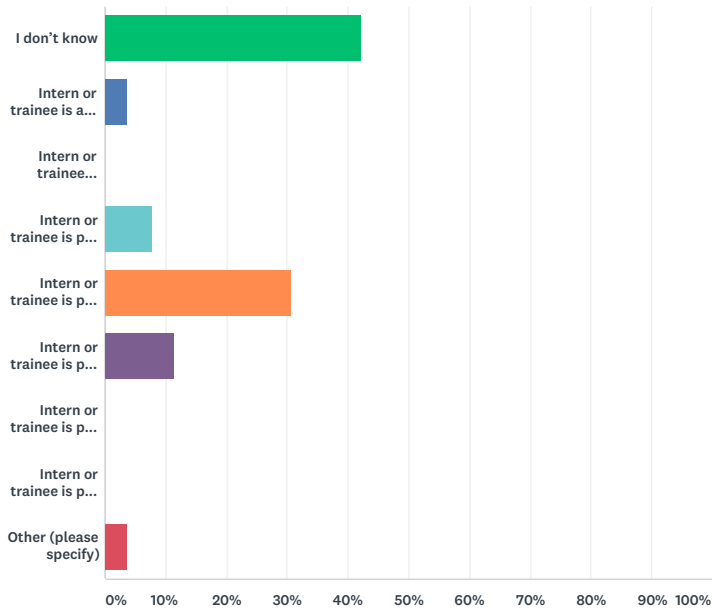
Answered: 27 Skipped: 71



ANSWER CHOICES	RESPONSES	
I don't know	37.04%	10
Intern or trainee is an unpaid volunteer	7.41%	2
Intern or trainee received only a nominal stipend to cover/offset volunteer expenses	3.70%	1
Based upon a percentage of the fees generated	3.70%	1
Based upon a specified amount per hour	29.63%	8
Based upon a sliding scale depending upon client volume	0.00%	0
Based upon a specified amount per week/month/year	18.52%	5
TOTAL		27

Q95 If the intern or trainee is paid, approximately how much does an intern or trainee get paid per hour?

Answered: 26 Skipped: 72

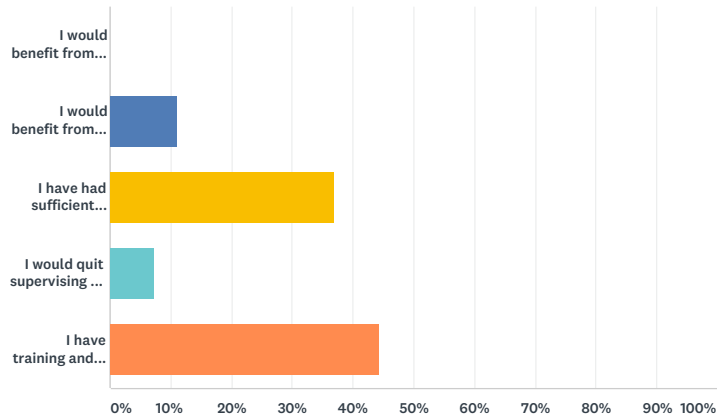


ANSWER CHOICES		RESPONSES	
I don't know		42.31%	11
Intern or trainee is an unpaid volunteer		3.85%	1
Intern or trainee receives approximately \$500 or less per month for actual expenses incurred as a volunteer		0.00%	0
Intern or trainee is paid approximately \$8-\$15 per hour		7.69%	2
Intern or trainee is paid approximately \$16-\$25 per hour		30.77%	8
Intern or trainee is paid approximately \$26-\$35 per hour		11.54%	3
Intern or trainee is paid approximately \$36-\$45 per hour		0.00%	0
Intern or trainee is paid \$46 or more per hour		0.00%	0
Other (please specify)		3.85%	1
TOTAL			26

#	OTHER (PLEASE SPECIFY)	DATE
1	Interns are county employees that are paid a regular salary.	4/22/2017 11:36 AM

Q96 Do you believe you have sufficient education, training, and experience to adequately provide supervision?

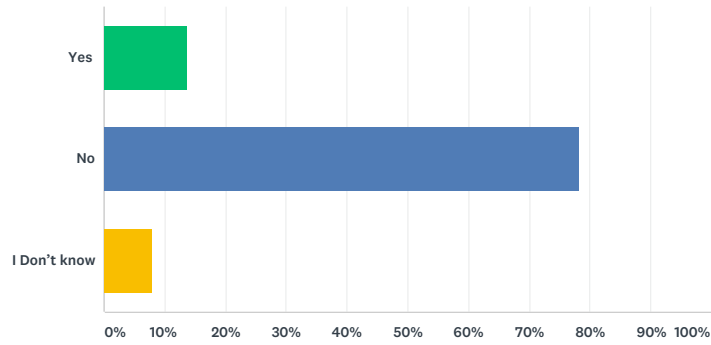
Answered: 27 Skipped: 71



ANSWER CHOICES	RESPONSES	
I would benefit from training, but do not have the time	0.00%	0
I would benefit from training and am interested in such an opportunity	11.11%	3
I have had sufficient training and experience in supervision and am not interested in more training	37.04%	10
I would quit supervising if I had to engage in more training	7.41%	2
I have training and would like more	44.44%	12
TOTAL		27

Q97 Are you and/or your employer an approved continuing education provider?

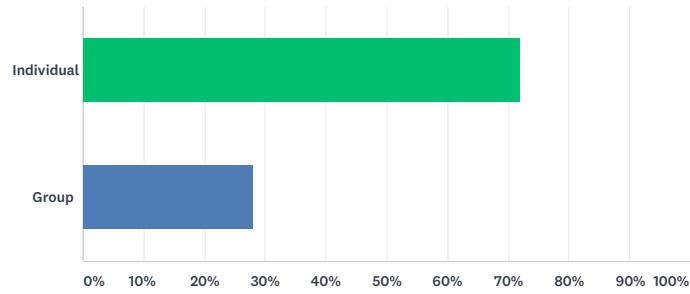
Answered: 87 Skipped: 11



ANSWER CHOICES	RESPONSES	
Yes	13.79%	12
No	78.16%	68
I Don't know	8.05%	7
TOTAL		87

Q98 Are you an individual or group provider (group equals 2 or more people)?

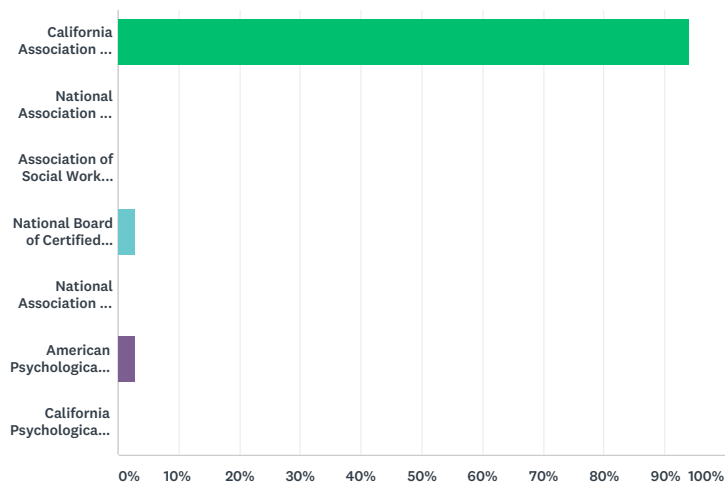
Answered: 57 Skipped: 41



ANSWER CHOICES	RESPONSES	
Individual	71.93%	41
Group	28.07%	16
TOTAL		57

Q99 Which approval agency issued your CE provider number?

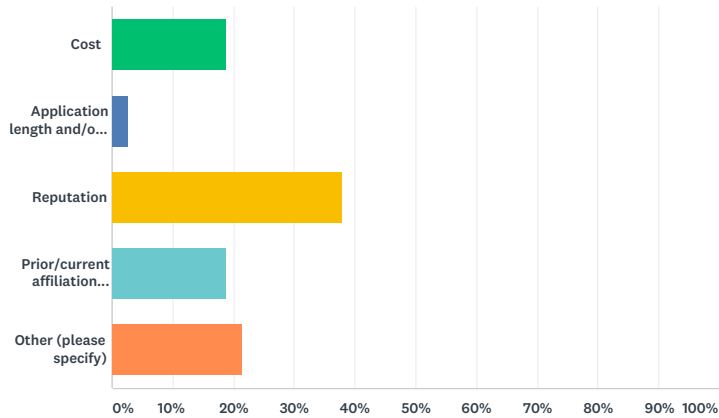
Answered: 34 Skipped: 64



ANSWER CHOICES	RESPONSES	
California Association of Marriage and Family Therapists (CAMFT)	94.12%	32
National Association of Social Workers (NASW)	0.00%	0
Association of Social Work Boards (SWB)	0.00%	0
National Board of Certified Counselors (NBCC)	2.94%	1
National Association of School Psychologists (NASP)	0.00%	0
American Psychological Association (APA)	2.94%	1
California Psychological Association (CPA)	0.00%	0
TOTAL		34

Q100 What was your primary consideration in deciding which provider approval agency to choose?

Answered: 37 Skipped: 61

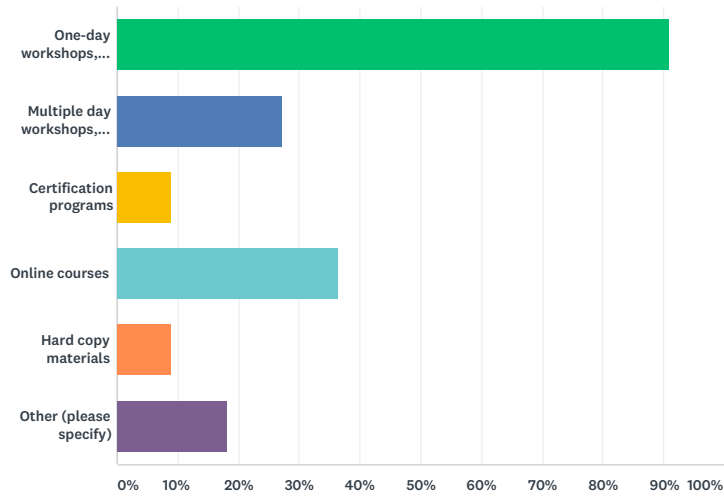


ANSWER CHOICES	RESPONSES
Cost	18.92% 7
Application length and/or complexity	2.70% 1
Reputation	37.84% 14
Prior/current affiliation with agency	18.92% 7
Other (please specify)	21.62% 8
TOTAL	37

#	OTHER (PLEASE SPECIFY)	DATE
1	N/A	5/11/2017 12:22 PM
2	Unknown, employer provider	4/26/2017 11:07 PM
3	n/a	4/23/2017 3:28 AM
4	Unknown	4/22/2017 9:40 AM
5	Na	4/22/2017 7:01 AM
6	I am not a provider. See question 82	4/21/2017 6:30 PM
7	why do you only have one choice? I use several?	4/21/2017 5:56 PM
8	N/a	4/21/2017 3:26 PM

Q101 Which method do you use to offer CE coursework? (Check all that apply)

Answered: 11 Skipped: 87

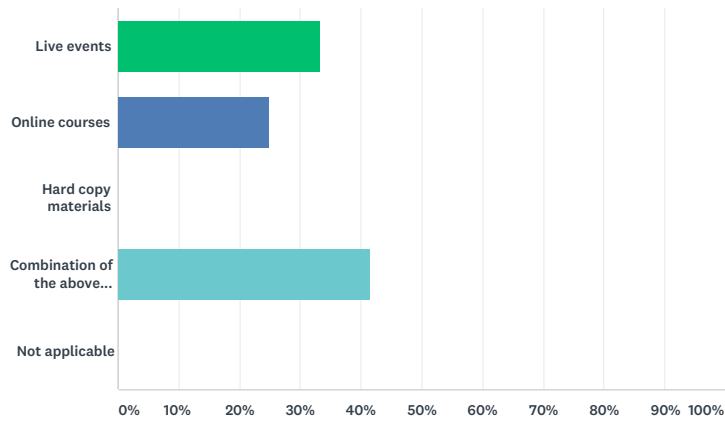


ANSWER CHOICES	RESPONSES
One-day workshops, conferences, trainings, etc.	90.91% 10
Multiple day workshops, conferences, trainings, etc.	27.27% 3
Certification programs	9.09% 1
Online courses	36.36% 4
Hard copy materials	9.09% 1
Other (please specify)	18.18% 2
Total Respondents: 11	

#	OTHER (PLEASE SPECIFY)	DATE
1	Agency, not me personally	4/26/2017 11:08 PM
2	Intra County CEU training	4/26/2017 9:42 PM

Q102 How do you prefer to fulfill your CE requirements?

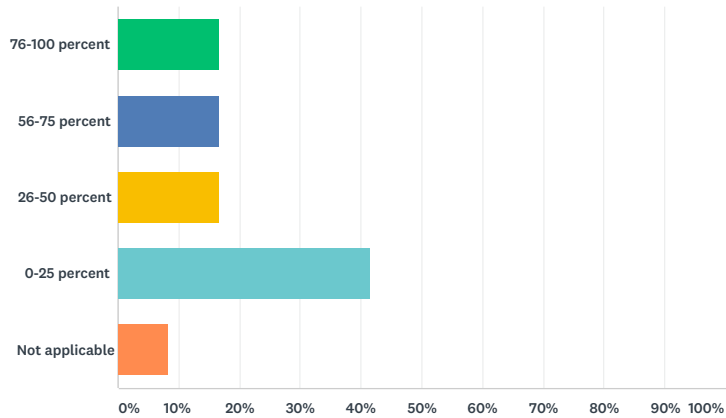
Answered: 12 Skipped: 86



ANSWER CHOICES	RESPONSES	
Live events	33.33%	4
Online courses	25.00%	3
Hard copy materials	0.00%	0
Combination of the above options	41.67%	5
Not applicable	0.00%	0
TOTAL		12

Q103 What percentage of your total CE per renewal cycle do you obtain via CAMFT education opportunities (live, hard copy, and/or online?)

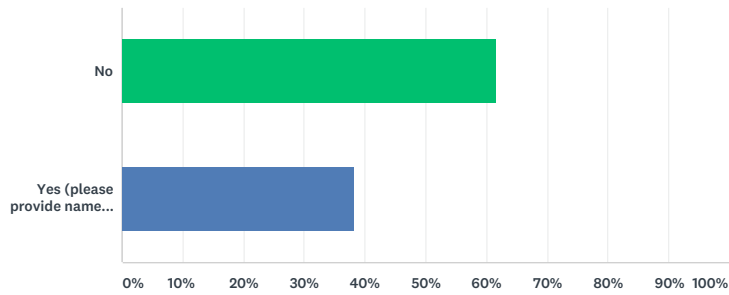
Answered: 12 Skipped: 86



ANSWER CHOICES	RESPONSES	
76-100 percent	16.67%	2
56-75 percent	16.67%	2
26-50 percent	16.67%	2
0-25 percent	41.67%	5
Not applicable	8.33%	1
TOTAL		12

Q104 Are you a member of another professional association?

Answered: 86 Skipped: 12

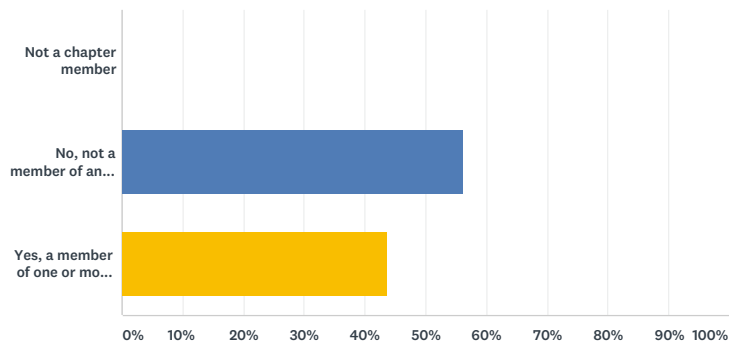


ANSWER CHOICES	RESPONSES	
No	61.63%	53
Yes (please provide name of association)	38.37%	33
TOTAL		86

#	YES (PLEASE PROVIDE NAME OF ASSOCIATION)	DATE
1	AAMFT	5/17/2017 2:33 PM
2	AAMFT	5/15/2017 8:23 AM
3	American Psychotherapy Association	5/12/2017 10:48 AM
4	addictive disorders	5/12/2017 7:48 AM
5	CAMFT	5/11/2017 8:31 AM
6	EMDRIA, ACA	5/7/2017 3:20 PM
7	National and California Councils on Problem Gambling	5/2/2017 7:38 PM
8	AAMFT, CAMFT	4/29/2017 9:24 AM
9	Ameican Psychological Assn, EMDRIA, AFCC	4/29/2017 6:00 AM
10	CAMFT	4/27/2017 4:29 PM
11	aacc	4/26/2017 8:54 PM
12	CAMFT, AAMFT, ICEEFT, AACC	4/26/2017 7:23 PM
13	AAMFT	4/26/2017 5:43 PM
14	Ca. Assoc for Play Therapy	4/26/2017 4:32 PM
15	CAMFT / AAMFT	4/24/2017 9:54 AM
16	CASC - California Association of School Counselors	4/23/2017 1:25 PM
17	Camft	4/22/2017 7:07 PM
18	CAMFT, NASP, CASP, NAMI	4/22/2017 5:49 PM
19	Camft	4/22/2017 11:43 AM
20	Suzuki Association of the Americas	4/22/2017 6:48 AM
21	Afcc	4/22/2017 3:57 AM
22	AAMFT	4/21/2017 8:50 PM
23	California Association of Drug and Alcohol Educatirs	4/21/2017 8:13 PM
24	AMFT	4/21/2017 8:07 PM
25	SWRC-CAMFT and AAMFT	4/21/2017 7:33 PM
26	NASW	4/21/2017 6:14 PM
27	California Teachers Association	4/21/2017 5:29 PM
28	CAMFT	4/21/2017 5:06 PM
29	Aamft	4/21/2017 4:33 PM
30	NASP	4/21/2017 4:10 PM
31	Southern California Mediation Association	4/21/2017 3:27 PM
32	CSHA	4/21/2017 3:12 PM
33	APA	4/21/2017 2:32 PM

Q105 Are you a member of a CAMFT Chapter?

Answered: 87 Skipped: 11



ANSWER CHOICES	RESPONSES	
Not a chapter member	0.00%	0
No, not a member of any chapter	56.32%	49
Yes, a member of one or more chapters	43.68%	38
TOTAL		87

Q106 Why are you not a member of a CAMFT Chapter?

Answered: 0 Skipped: 98

 No matching responses.

ANSWER CHOICES		RESPONSES	
Not worthwhile		0.00%	0
No time		0.00%	0
No interest		0.00%	0
Too far to travel		0.00%	0
Not aware of CAMFT Chapters		0.00%	0
Too expensive		0.00%	0
Other (please specify)		0.00%	0
Total Respondents: 0			

#	OTHER (PLEASE SPECIFY)	DATE
	There are no responses.	

Q107 Have you taken advantage of discounts from CAMFT's affinity partners? (check all that apply)

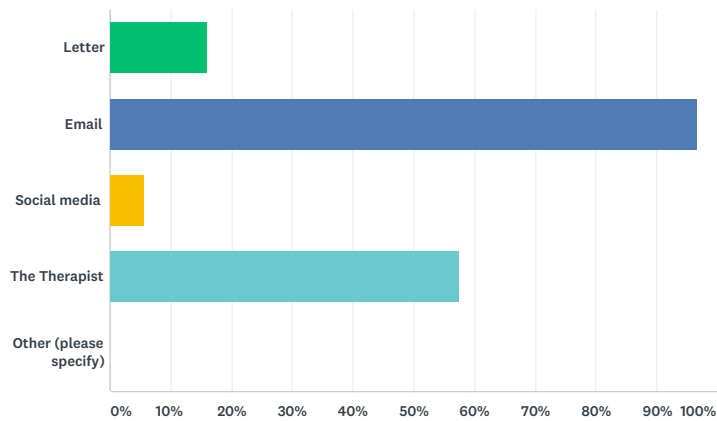
Answered: 0 Skipped: 98

 No matching responses.

ANSWER CHOICES	RESPONSES	
ADP	0.00%	0
CPH & Associates	0.00%	0
Geico	0.00%	0
Northcentral University	0.00%	0
Psychology Today	0.00%	0
Simple Practice	0.00%	0
The Chill Sessions	0.00%	0
Therapick.com	0.00%	0
Therapysites	0.00%	0
None/not applicable	0.00%	0
TOTAL		0

Q108 How do you prefer to receive communications from CAMFT?
(check all that apply)

Answered: 87 Skipped: 11

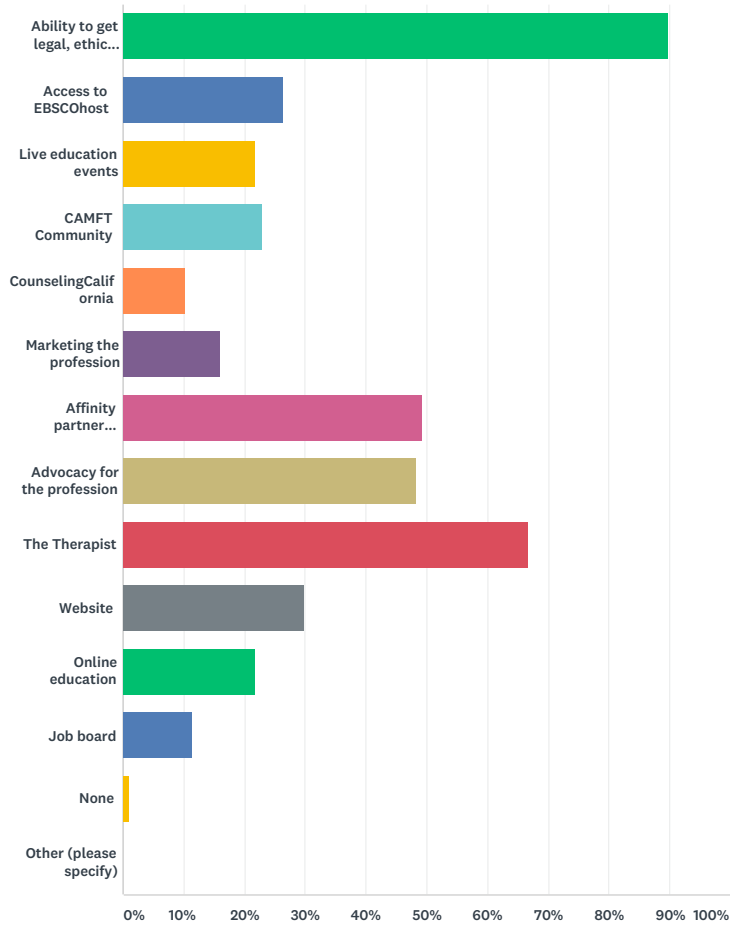


ANSWER CHOICES	RESPONSES	
Letter	16.09%	14
Email	96.55%	84
Social media	5.75%	5
The Therapist	57.47%	50
Other (please specify)	0.00%	0
Total Respondents: 87		

#	OTHER (PLEASE SPECIFY)	DATE
	There are no responses.	

Q109 What CAMFT member benefits do you consider to be most beneficial? (Check all that apply)

Answered: 87 Skipped: 11

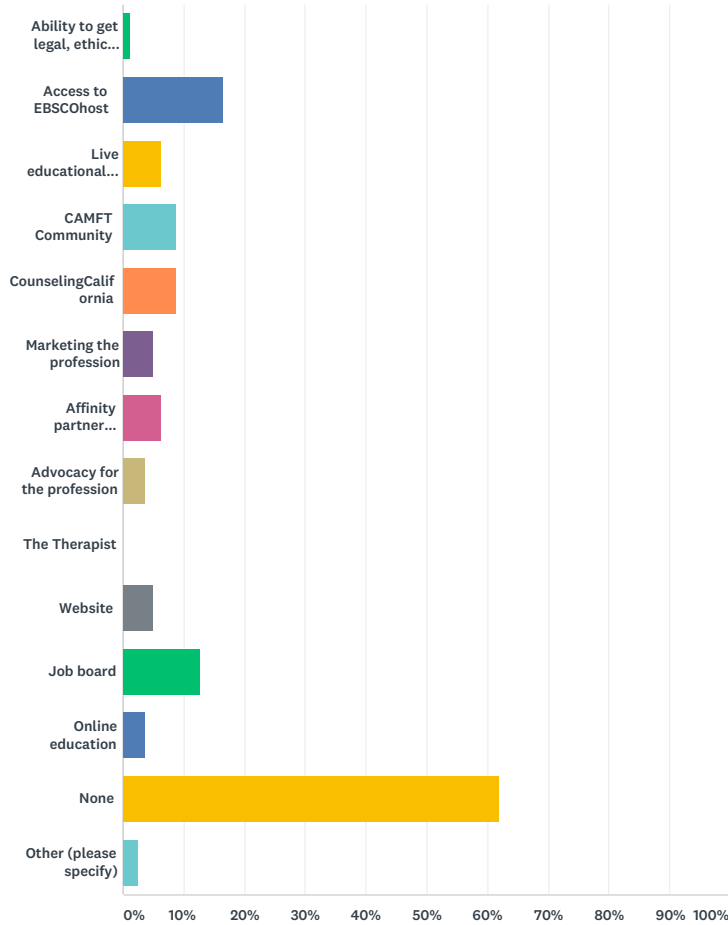


ANSWER CHOICES	RESPONSES
Ability to get legal, ethical and business questions answered	89.66% 78
Access to EBSCOhost	26.44% 23
Live education events	21.84% 19
CAMFT Community	22.99% 20
CounselingCalifornia	10.34% 9
Marketing the profession	16.09% 14
Affinity partner benefits: CPH Professional liability insurance, Geico insurance, ADP discounts, Office Depot/Office Max discounts, Psychology Today subscription, simplepractice, the chill sessions, therapick.com, therapysites	49.43% 43
Advocacy for the profession	48.28% 42
The Therapist	66.67% 58
Website	29.89% 26
Online education	21.84% 19
Job board	11.49% 10
None	1.15% 1
Other (please specify)	0.00% 0
Total Respondents: 87	

#	OTHER (PLEASE SPECIFY)	DATE
	There are no responses.	

Q110 What CAMFT member benefits do you consider to be least beneficial? (Check all that apply)

Answered: 79 Skipped: 19

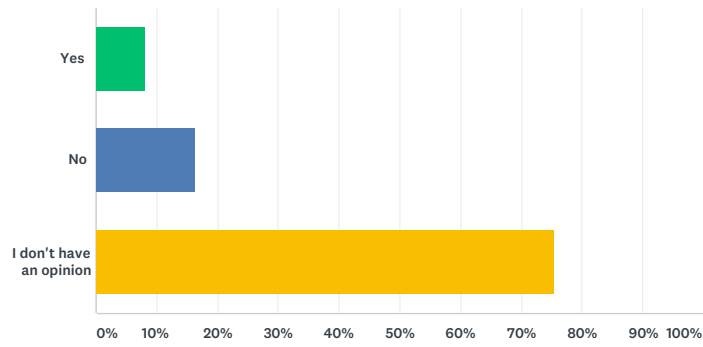


ANSWER CHOICES	RESPONSES
Ability to get legal, ethical and business questions answered	1.27% 1
Access to EBSCOhost	16.46% 13
Live educational events - Annual conference, Fall Symposium and workshops	6.33% 5
CAMFT Community	8.86% 7
CounselingCalifornia	8.86% 7
Marketing the profession	5.06% 4
Affinity partner benefits: CPH Professional liability insurance, Geico insurance, ADP discounts, Office Depot/Office Max discounts, Psychology Today subscription, simplepractice, the chill sessions, therapick.com, therapysites	6.33% 5
Advocacy for the profession	3.80% 3
The Therapist	0.00% 0
Website	5.06% 4
Job board	12.66% 10
Online education	3.80% 3
None	62.03% 49
Other (please specify)	2.53% 2
Total Respondents: 79	

#	OTHER (PLEASE SPECIFY)	DATE
1	Encouragement of politicized posturing that has no bearing on the practice of MFT	4/22/2017 7:21 AM
2	Don't know what some of the above are so can't respond	4/21/2017 3:30 PM

Q111 Would you want to see CAMFT's logo/graphic identity updated?

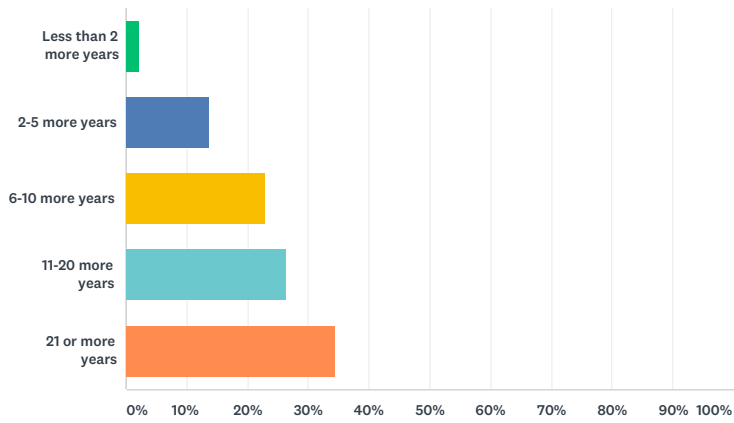
Answered: 86 Skipped: 12



ANSWER CHOICES	RESPONSES	
Yes	8.14%	7
No	16.28%	14
I don't have an opinion	75.58%	65
TOTAL		86

Q112 I expect to be a member of CAMFT:

Answered: 87 Skipped: 11



ANSWER CHOICES	RESPONSES	
Less than 2 more years	2.30%	2
2-5 more years	13.79%	12
6-10 more years	22.99%	20
11-20 more years	26.44%	23
21 or more years	34.48%	30
TOTAL		87

Q113 Comments/Feedback

Answered: 15 Skipped: 83

#	RESPONSES	DATE
1	Am partially retired. Strongly support all students to join camft	5/12/2017 7:51 AM
2	Continue advocacy for managed care rate increase to MFT's	5/11/2017 12:25 PM
3	Re: reimbursements from managed care. VOC only allows fax, Holman only allows us mail. These make for slower reimbursements. Some carve outs make it cumbersome.....	5/11/2017 8:33 AM
4	Some questions are not applicable to my work	4/27/2017 5:19 AM
5	Please ask questions about MFT's not being able to join the National Health Service Corps because we did not attend a COAMFTE program. Yet we are able to be full fellows of AMFTE, & supervise the hours of an PCC & ASW who can join no matter what school they went to.	4/26/2017 9:52 PM
6	Comprehensive survey - nice job!!	4/25/2017 12:46 PM
7	I ma very grateful to CAMFT, especially for answers to legal questions. Thank you!	4/24/2017 12:16 PM
8	Magellan pays 1980's reimbursement rates, which are \$15-\$20 less than other insurance companies. We have tried numerous times to negotiate higher rates for MFTs, but they always deny us! Also, when I joined CAMFT, if you paid annual dues for 10 years, you automatically became a Life Member. I think it is ridiculous that now I would have to pay over \$1000.00 to become a life member!	4/23/2017 5:50 PM
9	n/a	4/23/2017 1:33 PM
10	While I continue to enjoy my profession, it has been necessary to decrease my practice in recent years. I expect to continue practicing on a limited basis as well as participating in local CAMFT chapter.	4/23/2017 3:36 AM
11	na	4/22/2017 8:43 PM
12	None at this time	4/22/2017 4:53 AM
13	Would like you to work on insurance payments and health insurance for therapists.	4/21/2017 6:17 PM
14	you have no category for a person like myself who is retired and receiving Social Security but still getting an income from seeing clients. Also on the source of continuing education I've done a number of things why only let us chose one?	4/21/2017 5:59 PM
15	Retired college professor with small church based solo practice	4/21/2017 4:13 PM

Q114 Additional questions you would like to see in future demographic surveys:

Answered: 6 Skipped: 92

#	RESPONSES	DATE
1	Are you bothered that not all fully licensed California LMFT's are eligible to join the National Health Service Corps unlike LPCC's & LCSW's who can join regardless of the school they attended?	4/26/2017 9:52 PM
2	If in private practice, what types of income/contracts do we have with other entities?	4/26/2017 5:46 PM
3	A few more questions for those of us with dual licenses or credentials and the work that we do since the profession continues to expand.	4/23/2017 1:33 PM
4	na	4/22/2017 8:43 PM
5	How often is a second language used in therapy. How many clients a week are undocumented. Are clinicians reimbursed at a higher rate for speaking another language.	4/22/2017 2:33 PM
6	None at this time	4/22/2017 4:53 AM