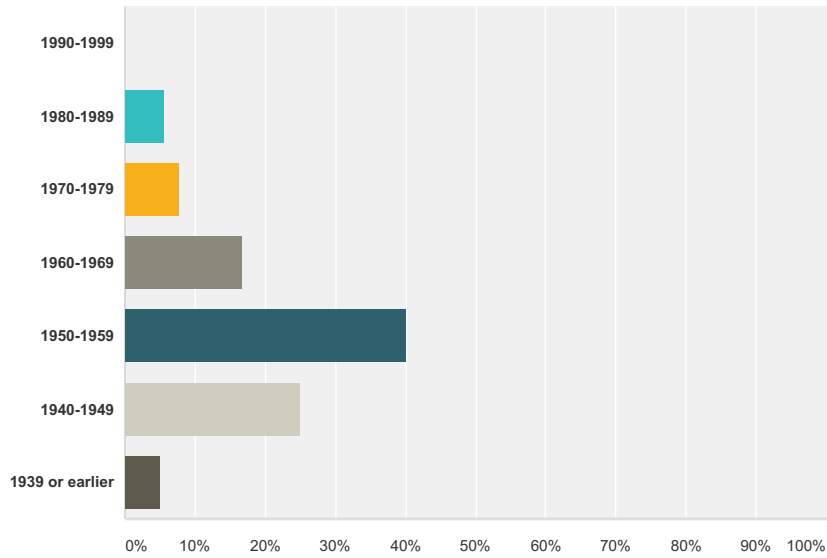


Demographic Survey - Clinical

Q1 What year were you born?

Answered: 180 Skipped: 0

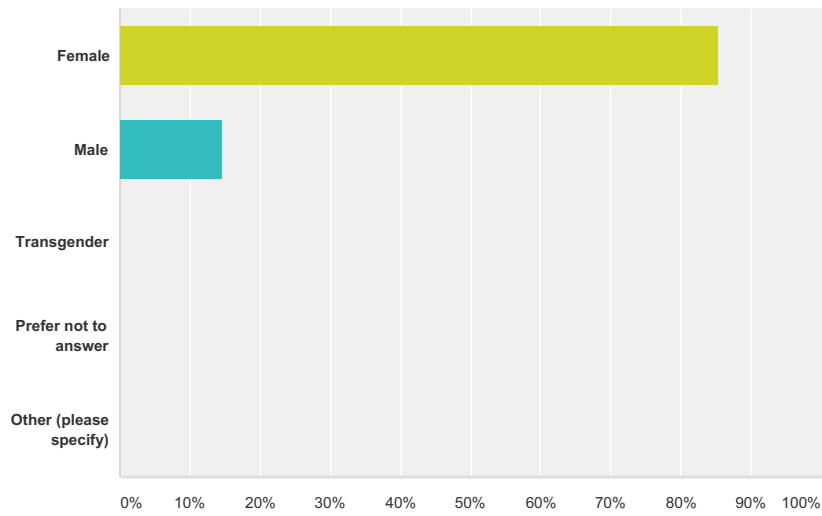


Answer Choices	Responses	
1990-1999	0.00%	0
1980-1989	5.56%	10
1970-1979	7.78%	14
1960-1969	16.67%	30
1950-1959	40.00%	72
1940-1949	25.00%	45
1939 or earlier	5.00%	9
Total		180

Demographic Survey - Clinical

Q2 What is your gender identity?

Answered: 179 Skipped: 1



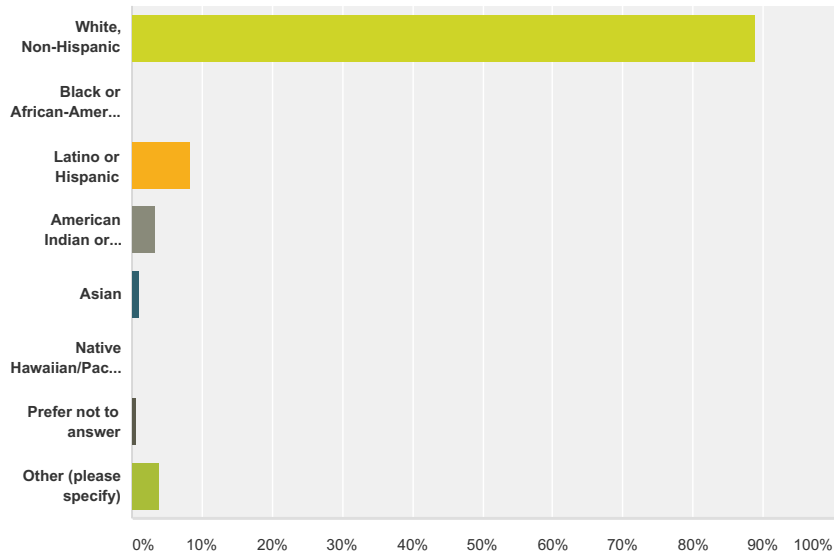
Answer Choices	Responses
Female	85.47% 153
Male	14.53% 26
Transgender	0.00% 0
Prefer not to answer	0.00% 0
Other (please specify)	0.00% 0
Total	179

#	Other (please specify)	Date
	There are no responses.	

Demographic Survey - Clinical

Q3 What is your race/ethnic origin? (Check all that apply)

Answered: 180 Skipped: 0

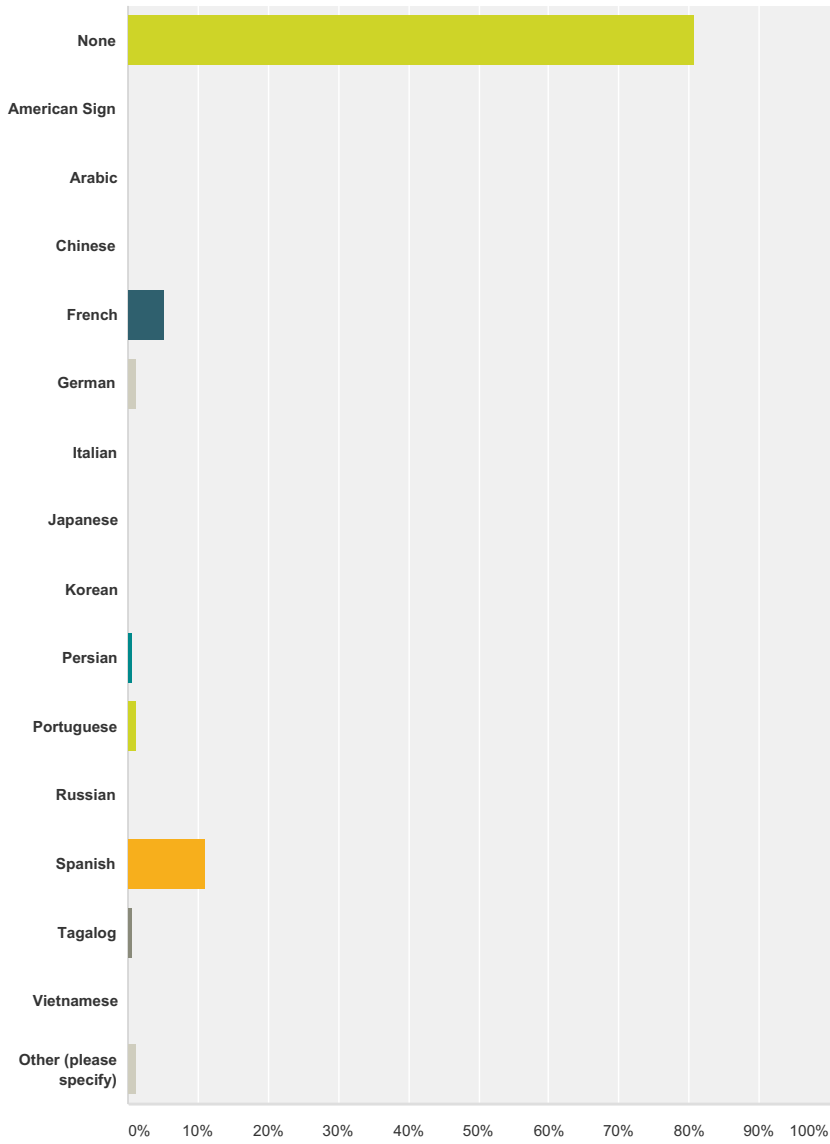


Answer Choices	Responses
White, Non-Hispanic	88.89% 160
Black or African-American	0.00% 0
Latino or Hispanic	8.33% 15
American Indian or Alaskan Native	3.33% 6
Asian	1.11% 2
Native Hawaiian/Pacific Islander	0.00% 0
Prefer not to answer	0.56% 1
Other (please specify)	3.89% 7
Total Respondents: 180	

#	Other (please specify)	Date
1	Jewish	2/6/2015 12:33 PM
2	Jewish	2/4/2015 11:54 AM
3	jewish	1/17/2015 12:18 PM
4	Portuguese	1/17/2015 10:14 AM
5	Jewish	1/16/2015 4:34 PM
6	middle eastern	1/15/2015 3:19 PM
7	white//native amer.	1/15/2015 3:17 PM

Q4 What language(s) do you speak in addition to English? (Check all that apply)

Answered: 171 Skipped: 9



Answer Choices	Responses	Count
None	80.70%	138
American Sign	0.00%	0
Arabic	0.00%	0
Chinese	0.00%	0
French	5.26%	9
German	1.17%	2
Italian	0.00%	0
Japanese	0.00%	0
Korean	0.00%	0
Persian	0.58%	1

Demographic Survey - Clinical

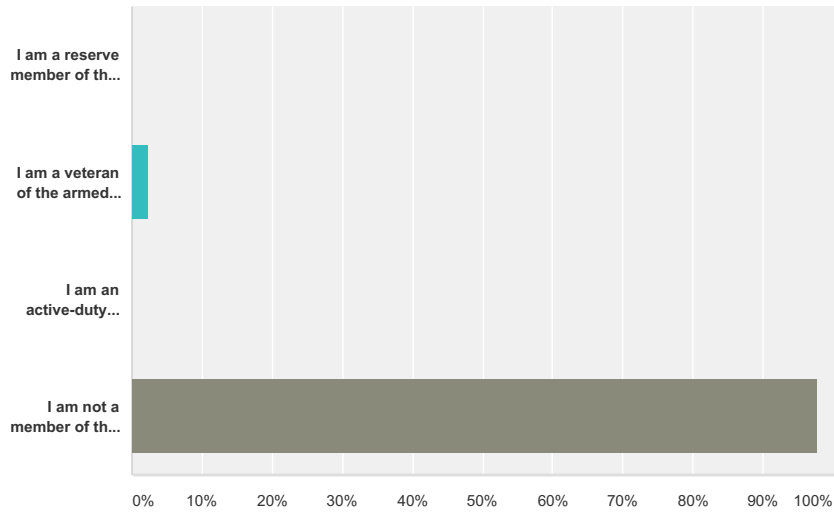
Portuguese	1.17%	2
Russian	0.00%	0
Spanish	11.11%	19
Tagalog	0.58%	1
Vietnamese	0.00%	0
Other (please specify)	1.17%	2
Total Respondents: 171		

#	Other (please specify)	Date
1	English	1/16/2015 4:55 PM
2	Hebrew	1/16/2015 4:34 PM

Demographic Survey - Clinical

Q5 Are you a member of the armed service?

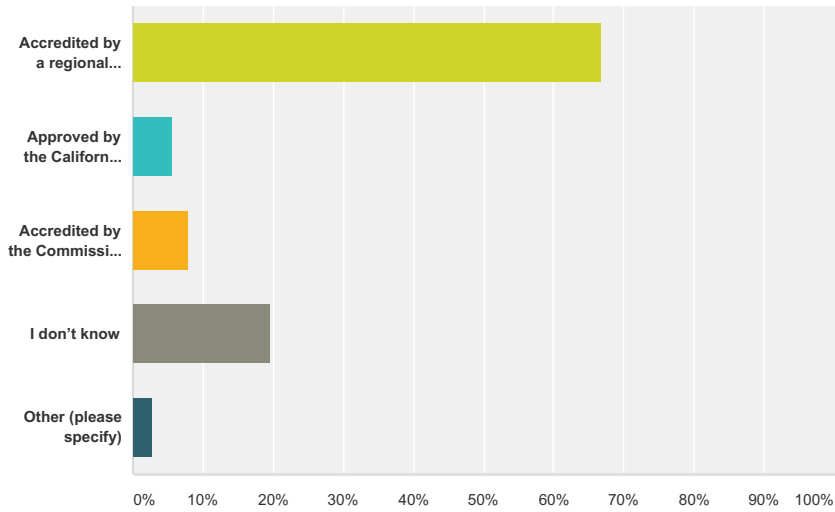
Answered: 180 Skipped: 0



Answer Choices	Responses
I am a reserve member of the armed service	0.00% 0
I am a veteran of the armed service	2.22% 4
I am an active-duty member of the armed service	0.00% 0
I am not a member of the armed service	97.78% 176
Total	180

Q6 Did you graduate from an accredited or state approved school?

Answered: 178 Skipped: 2

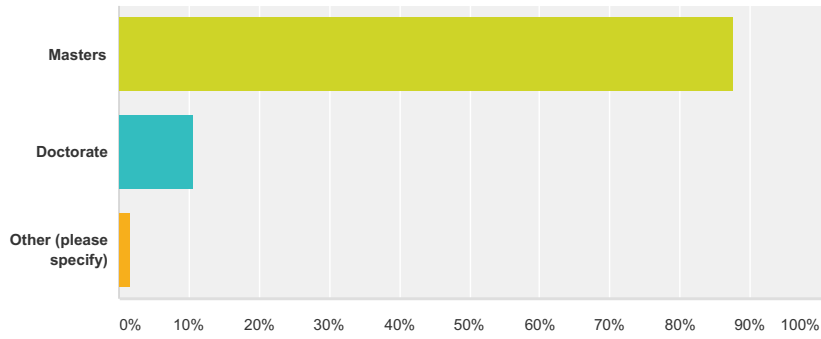


Answer Choices	Responses
Accredited by a regional accrediting body (e.g., Western Association of Schools and Colleges)	66.85% 119
Approved by the California Bureau of Private, Postsecondary and Vocational Education or its equivalent	5.62% 10
Accredited by the Commission on Accreditation for Marriage and Family Therapy Education (COAMFTE)	7.87% 14
I don't know	19.66% 35
Other (please specify)	2.81% 5
Total Respondents: 178	

#	Other (please specify)	Date
1	CSUN	2/6/2015 10:59 AM
2	CACREP	2/4/2015 10:42 AM
3	Higher Learning Commission of the North Central Association of Colleges and Schools	1/16/2015 10:05 AM
4	California Lutheran University	1/15/2015 10:30 PM
5	California Lutheran University	1/15/2015 6:15 PM

Q7 What is the highest relevant degree you have earned related to psychotherapy?

Answered: 179 Skipped: 1

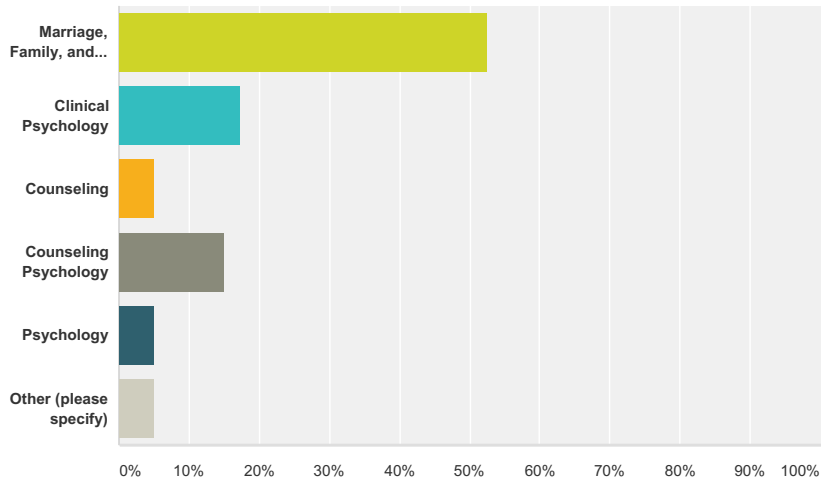


Answer Choices	Responses
Masters	87.71% 157
Doctorate	10.61% 19
Other (please specify)	1.68% 3
Total	179

#	Other (please specify)	Date
1	two master's degrees.	2/4/2015 11:56 AM
2	2 Masters	1/15/2015 6:10 PM
3	MA + post masters certification	1/15/2015 3:51 PM

Q8 What is the subject area of your highest relevant degree related to psychotherapy?

Answered: 179 Skipped: 1

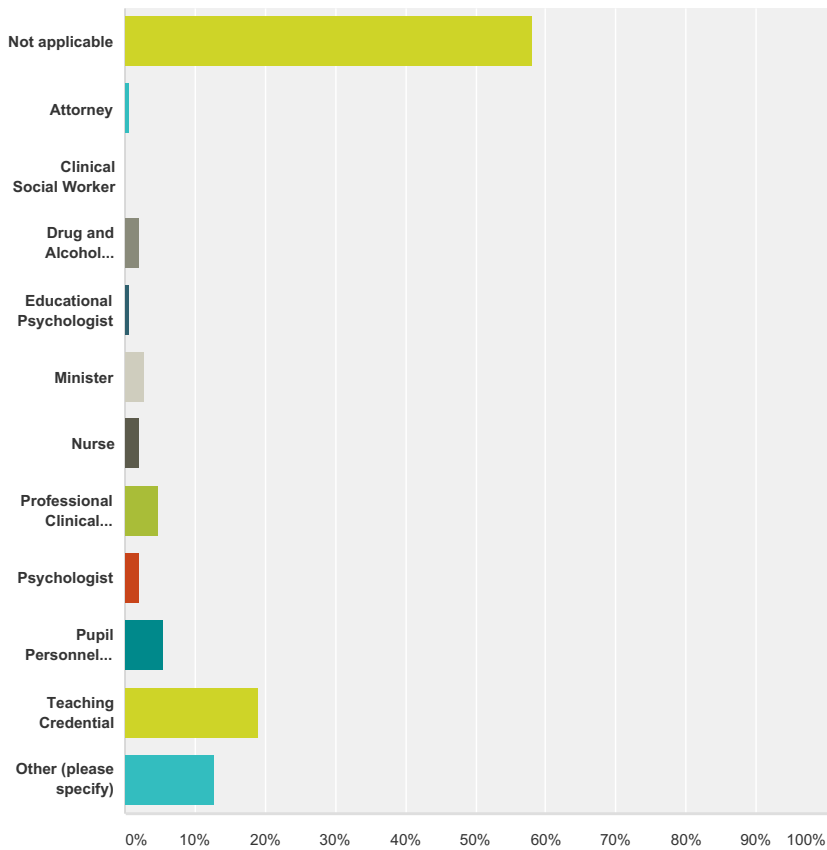


Answer Choices	Responses
Marriage, Family, and Child Counseling/Marital and Family Therapy	52.51% 94
Clinical Psychology	17.32% 31
Counseling	5.03% 9
Counseling Psychology	15.08% 27
Psychology	5.03% 9
Other (please specify)	5.03% 9
Total	179

#	Other (please specify)	Date
1	Human Development	2/7/2015 11:41 AM
2	Educational Psychology	2/6/2015 10:59 AM
3	High trauma	1/17/2015 10:15 AM
4	Transformative Learning	1/16/2015 4:36 PM
5	Sociology - Social Psychology	1/16/2015 4:21 PM
6	Neuro-psychotherapy	1/15/2015 10:29 PM
7	Education	1/15/2015 7:50 PM
8	Psychoanalysis	1/15/2015 7:21 PM
9	Clinical/Community Psychology	1/15/2015 7:09 PM

Q9 Which additional California credentials/licenses do you hold? (Check all that apply)

Answered: 148 Skipped: 32



Answer Choices	Responses
Not applicable	58.11% 86
Attorney	0.68% 1
Clinical Social Worker	0.00% 0
Drug and Alcohol Counselor	2.03% 3
Educational Psychologist	0.68% 1
Minister	2.70% 4
Nurse	2.03% 3
Professional Clinical Counselor	4.73% 7
Psychologist	2.03% 3
Pupil Personnel Services	5.41% 8
Teaching Credential	18.92% 28
Other (please specify)	12.84% 19
Total Respondents: 148	

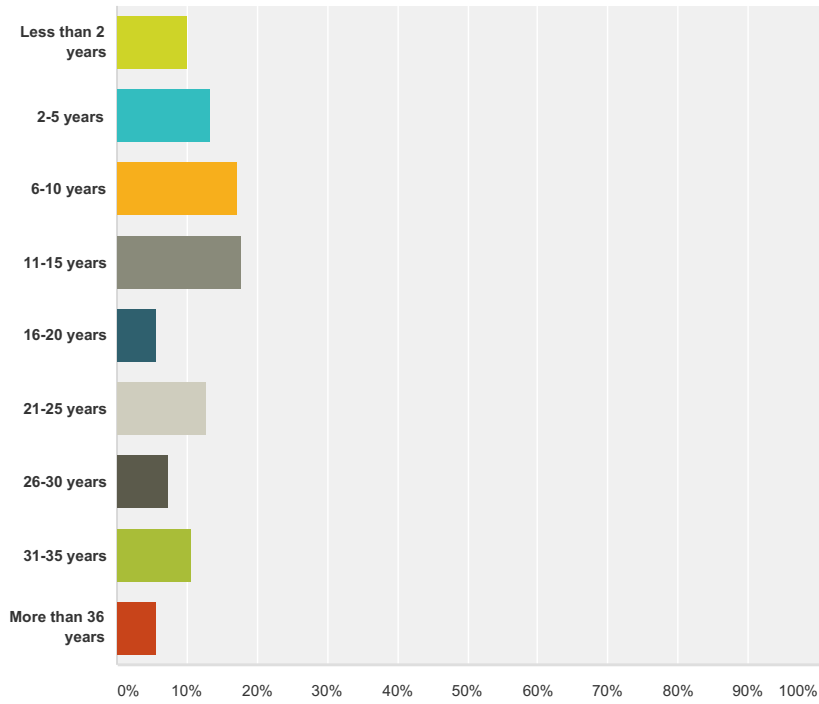
#	Other (please specify)	Date
1	Cosmetology	2/5/2015 4:35 AM
2	Counseling credential.	2/4/2015 11:56 AM
3	Community college teaching credential	2/4/2015 11:55 AM

Demographic Survey - Clinical

4	LMFT, Certified Diplomate ASSECT Sex Therapist	2/4/2015 9:37 AM
5	Laboratory Scientist	1/17/2015 11:39 PM
6	community college teaching-anthropology, psych, counseling	1/17/2015 12:20 PM
7	Art therapy certification	1/17/2015 10:59 AM
8	Educationally handicapped	1/17/2015 10:15 AM
9	Community College	1/16/2015 4:36 PM
10	Crisis Intervention Specialist	1/16/2015 9:45 AM
11	Massage Therapist	1/16/2015 7:22 AM
12	M.A. School administration	1/16/2015 7:13 AM
13	Educational Consultant-Staff Training	1/15/2015 10:29 PM
14	BCBA	1/15/2015 9:28 PM
15	Cosmetology license	1/15/2015 6:46 PM
16	Education,Counseling/Teaching Jr. Colleges	1/15/2015 4:23 PM
17	Certified Jungian Analyst (I.A.A.P)	1/15/2015 3:44 PM
18	MA Dispute Resolution	1/15/2015 3:17 PM
19	Licensed Marriage and Family Therapist	1/15/2015 2:55 PM

Q10 How many years have you been licensed as an MFT?

Answered: 180 Skipped: 0

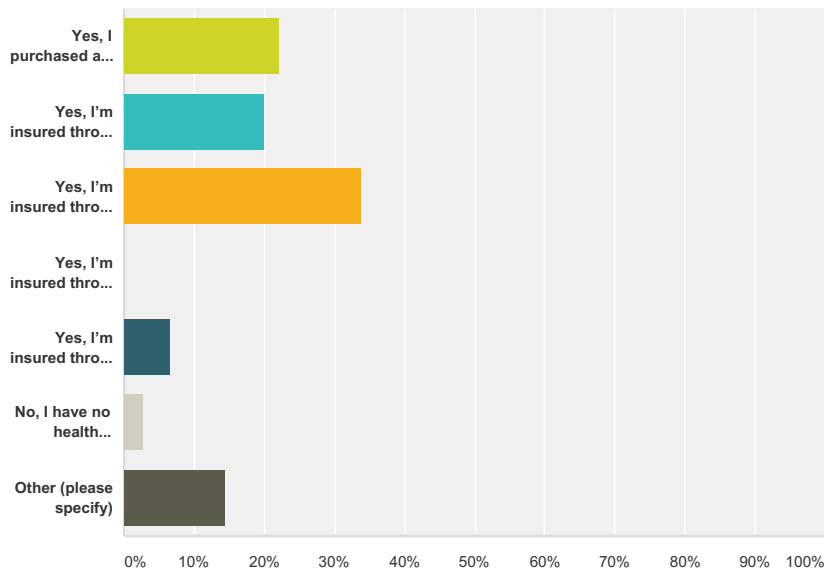


Answer Choices	Responses	Count
Less than 2 years	10.00%	18
2-5 years	13.33%	24
6-10 years	17.22%	31
11-15 years	17.78%	32
16-20 years	5.56%	10
21-25 years	12.78%	23
26-30 years	7.22%	13
31-35 years	10.56%	19
More than 36 years	5.56%	10
Total		180

Demographic Survey - Clinical

Q11 Do you have health insurance for your personal medical care?

Answered: 180 Skipped: 0



Answer Choices	Responses
Yes, I purchased a private plan	22.22% 40
Yes, I'm insured through my employer	20.00% 36
Yes, I'm insured through my spouse/partner	33.89% 61
Yes, I'm insured through CAMFT's guaranteed issue health plan	0.00% 0
Yes, I'm insured through Covered California	6.67% 12
No, I have no health insurance	2.78% 5
Other (please specify)	14.44% 26
Total	180

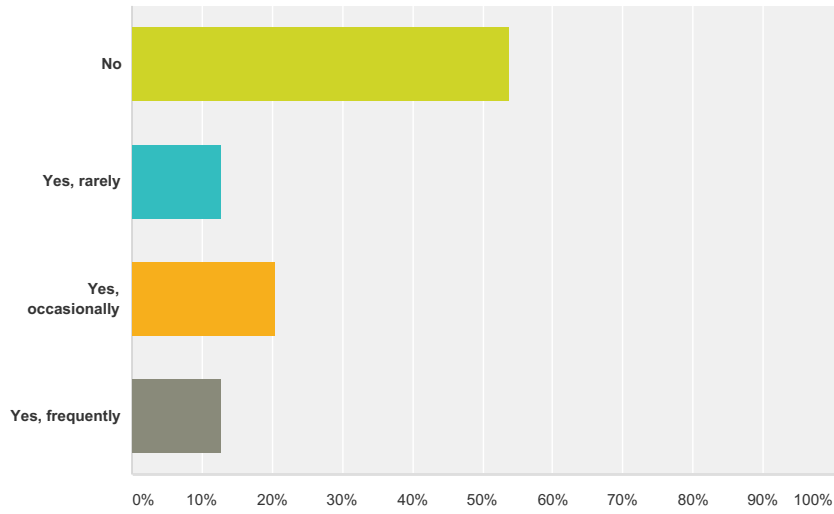
#	Other (please specify)	Date
1	medicare and a supplemental insurance	2/6/2015 11:05 AM
2	Retired military - Tricare	2/4/2015 9:20 PM
3	Retirement policy through former employer	2/4/2015 11:49 AM
4	I have a retirement plan from my prior employer	2/4/2015 11:22 AM
5	Medicare	2/4/2015 10:00 AM
6	Insured through previous employer benefits	2/4/2015 9:38 AM
7	Medicare and Supplemental Plan	1/20/2015 8:35 AM
8	Medicare	1/17/2015 3:18 PM
9	medicare	1/17/2015 1:21 PM
10	Medicare	1/16/2015 4:37 PM
11	retired Santa Barbara Co benefits	1/16/2015 1:45 PM
12	Retired Federal Employee Health Insurance	1/16/2015 9:48 AM
13	Medicare	1/16/2015 7:15 AM
14	Medicare	1/15/2015 8:36 PM
15	Medicare	1/15/2015 8:31 PM
16	COBRA from my former employer	1/15/2015 6:20 PM
17	MediCare and MediCare supplement	1/15/2015 5:43 PM

Demographic Survey - Clinical

18	PERS provided Kaiser	1/15/2015 4:55 PM
19	Medicare + Private Supplement	1/15/2015 4:48 PM
20	Medicare AARP United Health Care	1/15/2015 4:37 PM
21	Medicare/plus a private plan I purchase	1/15/2015 4:25 PM
22	I have Medicare.	1/15/2015 4:02 PM
23	Medicare	1/15/2015 3:18 PM
24	Medicare & supplemental	1/15/2015 3:18 PM
25	Medicare	1/15/2015 3:00 PM
26	Insured through retirement plan	1/15/2015 2:59 PM

Q12 Within the last two years, have you received personal psychotherapy?

Answered: 180 Skipped: 0

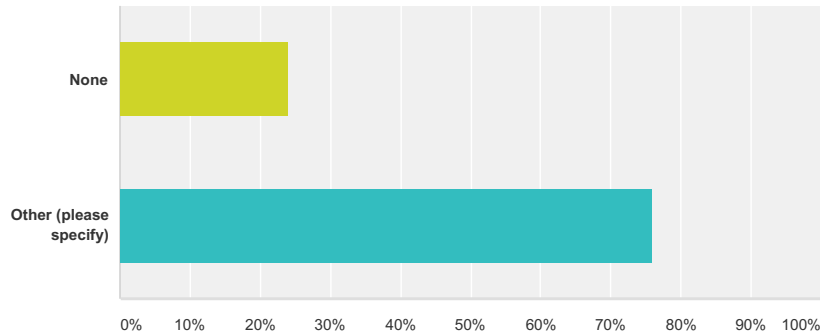


Answer Choices	Responses	
No	53.89%	97
Yes, rarely	12.78%	23
Yes, occasionally	20.56%	37
Yes, frequently	12.78%	23
Total		180

Demographic Survey - Clinical

Q13 What was your career before becoming an LMFT?

Answered: 179 Skipped: 1



Answer Choices	Responses	
None	24.02%	43
Other (please specify)	75.98%	136
Total		179

#	Other (please specify)	Date
1	Teacher - special education	2/8/2015 5:53 AM
2	Information Technology Director	2/7/2015 12:06 PM
3	probation, CPS	2/6/2015 4:52 PM
4	Computer analyst	2/6/2015 2:35 PM
5	commercial pilot	2/6/2015 12:35 PM
6	Elementary school teacher and early childhood educator	2/6/2015 11:05 AM
7	Medical Social Worker	2/6/2015 9:47 AM
8	minister	2/5/2015 3:36 PM
9	Therapist - as an intern	2/5/2015 2:50 PM
10	Administrative Assistant	2/5/2015 12:14 PM
11	social worker for child protective services	2/5/2015 8:17 AM
12	Business	2/5/2015 4:36 AM
13	Attorney, mom	2/4/2015 11:19 PM
14	Health Education	2/4/2015 11:17 PM
15	Air Traffic Controller	2/4/2015 9:20 PM
16	Print Buyer	2/4/2015 8:25 PM
17	Children services social worker	2/4/2015 8:06 PM
18	teacher/counselor/graduate school teacher	2/4/2015 7:28 PM
19	Special Education Teacher	2/4/2015 6:12 PM
20	retail	2/4/2015 3:32 PM
21	video director/producer	2/4/2015 3:31 PM
22	Mom	2/4/2015 3:23 PM
23	administrative	2/4/2015 1:05 PM
24	Pretrial release	2/4/2015 1:05 PM
25	public relations	2/4/2015 12:59 PM
26	Film editor	2/4/2015 12:25 PM
27	Community College Counselor.	2/4/2015 11:57 AM
28	Higher Education Student Advisor (Financial Aid, Career Development)	2/4/2015 11:49 AM
29	Higher Education Student Advisor (Financial Aid, Career Development)	2/4/2015 11:22 AM

Demographic Survey - Clinical

30	Active duty military	2/4/2015 10:44 AM
31	Banker	2/4/2015 10:00 AM
32	Business Administration	2/4/2015 9:45 AM
33	dancer	2/4/2015 9:38 AM
34	Landscaper, chef, educator	2/4/2015 9:38 AM
35	Accountant	2/4/2015 9:32 AM
36	administrative assistant and executive secretary	2/1/2015 9:33 AM
37	Commercial Lending	1/29/2015 3:56 PM
38	Business Owner	1/26/2015 7:29 AM
39	School Services	1/22/2015 12:20 PM
40	X-ray Technician	1/22/2015 9:22 AM
41	Insurance agent	1/21/2015 10:45 AM
42	Registered Music Therapist	1/21/2015 9:40 AM
43	High School English Teacher	1/20/2015 9:04 PM
44	Microsoft, Speaker Program Manager and Work/Life Consultant	1/20/2015 8:35 AM
45	Registered Nurse	1/19/2015 4:38 PM
46	owner os nail salon while going to college	1/19/2015 11:17 AM
47	Bookkeeper, Exec Secretay, Legal Secretary	1/19/2015 8:04 AM
48	Computer Programmer and before that elemenatary school teacher	1/19/2015 4:53 AM
49	Sales representative	1/19/2015 12:11 AM
50	academic counselor	1/18/2015 8:40 PM
51	Social Work BA, Arizona	1/18/2015 10:19 AM
52	Laboratory Scientist	1/17/2015 11:42 PM
53	non - profit management	1/17/2015 10:04 PM
54	Legal secretary/speed typist	1/17/2015 7:28 PM
55	Elementary School Teacher	1/17/2015 4:55 PM
56	Account Administrator	1/17/2015 3:18 PM
57	professional model	1/17/2015 1:21 PM
58	too numerous to list; non-profit director, adult ed, consultant, religious ed director, cc instructor, pre-school teacher & director, secretary, editorial assist, etc	1/17/2015 12:23 PM
59	Early childhood education	1/17/2015 11:56 AM
60	Office Manager/Financial Officer	1/17/2015 11:32 AM
61	Engineering/ architectural drafting, teacher	1/17/2015 11:00 AM
62	Self employed business	1/17/2015 10:17 AM
63	Entertainment Industry Producer	1/17/2015 8:47 AM
64	Human Resources Manager	1/16/2015 10:06 PM
65	Office Manager	1/16/2015 9:05 PM
66	Interior Design	1/16/2015 8:17 PM
67	Insurance business	1/16/2015 7:38 PM
68	Human Resources Manager	1/16/2015 6:03 PM
69	Administrative Assistant (Medical Specialist)	1/16/2015 4:59 PM
70	Researcher/Teacher	1/16/2015 4:22 PM
71	Mediator	1/16/2015 3:36 PM
72	case manager	1/16/2015 1:45 PM
73	Office management	1/16/2015 1:37 PM
74	Special Education teacher	1/16/2015 11:25 AM
75	I am a part-time LMFT and a full-time Executive Assistant in a Publishing Firm	1/16/2015 10:07 AM
76	Federal Law Enforcement	1/16/2015 9:48 AM
77	10 years in investment management	1/16/2015 9:47 AM
78	swim coach, swim instructor, substitute teacher.	1/16/2015 8:44 AM
79	Secretary	1/16/2015 8:37 AM

Demographic Survey - Clinical

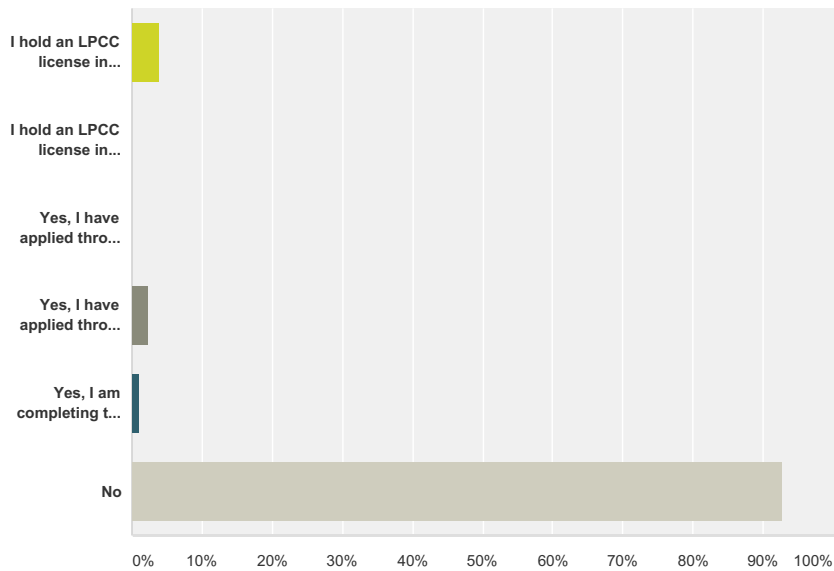
80	Paralegal	1/16/2015 8:16 AM
81	self employed bookkeeping service	1/16/2015 7:43 AM
82	Xray Technician	1/16/2015 7:36 AM
83	Teacher	1/16/2015 7:28 AM
84	corporate marketing	1/16/2015 7:28 AM
85	I worked as a casemanager my only my BA,	1/16/2015 7:24 AM
86	Public school principal	1/16/2015 7:15 AM
87	teacher	1/16/2015 6:14 AM
88	Vocational Rehabilitation Counselor	1/15/2015 11:45 PM
89	educator	1/15/2015 10:37 PM
90	Executive Director of a nonprofit	1/15/2015 10:32 PM
91	Educational Consultant-Educational Trainer	1/15/2015 10:31 PM
92	Financial Analyst	1/15/2015 10:02 PM
93	Administrative Assistant	1/15/2015 9:48 PM
94	preschool teacher/ part-time faculty	1/15/2015 9:30 PM
95	waitress/bartender	1/15/2015 9:05 PM
96	Critical care Registered Nurse/Clinical Instructor	1/15/2015 9:03 PM
97	Teacher/ administrator	1/15/2015 8:36 PM
98	teacher	1/15/2015 8:31 PM
99	State social worker	1/15/2015 8:18 PM
100	teacher	1/15/2015 7:51 PM
101	Montessori teacher	1/15/2015 7:23 PM
102	Nurse. RN	1/15/2015 7:08 PM
103	school counselor	1/15/2015 7:07 PM
104	Trainer at health insurance company	1/15/2015 7:03 PM
105	Preschool teacher	1/15/2015 6:57 PM
106	Paralegal	1/15/2015 6:47 PM
107	School Counselor	1/15/2015 6:20 PM
108	Business Finance	1/15/2015 5:49 PM
109	writer, college instructor	1/15/2015 5:43 PM
110	Autism consultant	1/15/2015 5:02 PM
111	RE Developer	1/15/2015 4:55 PM
112	Department Store Buyeer	1/15/2015 4:48 PM
113	Pre-K Teacher 12 yrs	1/15/2015 4:40 PM
114	College Mathematic Teacher	1/15/2015 4:37 PM
115	Family Court Mediator	1/15/2015 4:31 PM
116	teacher	1/15/2015 4:25 PM
117	various	1/15/2015 4:05 PM
118	Teacher	1/15/2015 4:02 PM
119	Minister	1/15/2015 4:01 PM
120	Screenwriter	1/15/2015 3:45 PM
121	Bartender/server	1/15/2015 3:43 PM
122	School teacher -middle school	1/15/2015 3:42 PM
123	Teacher	1/15/2015 3:37 PM
124	Entrepreneur	1/15/2015 3:34 PM
125	drug counselor	1/15/2015 3:32 PM
126	Editor	1/15/2015 3:28 PM
127	volunteer	1/15/2015 3:21 PM
128	high school teacher	1/15/2015 3:21 PM
129	International Flight Attendant, teacher	1/15/2015 3:18 PM

Demographic Survey - Clinical

130	program management, education and health	1/15/2015 3:18 PM
131	teacher, technical manager	1/15/2015 3:18 PM
132	.General Building Contractor	1/15/2015 3:17 PM
133	Sales & Mktg Exec & College Professor	1/15/2015 3:17 PM
134	Dental Hygienist	1/15/2015 3:00 PM
135	Social Worker	1/15/2015 2:59 PM
136	Mortgage Loan Officer	1/15/2015 2:56 PM

Q14 Do you plan to apply for, or are you in the process of obtaining, LPCC licensure in California?

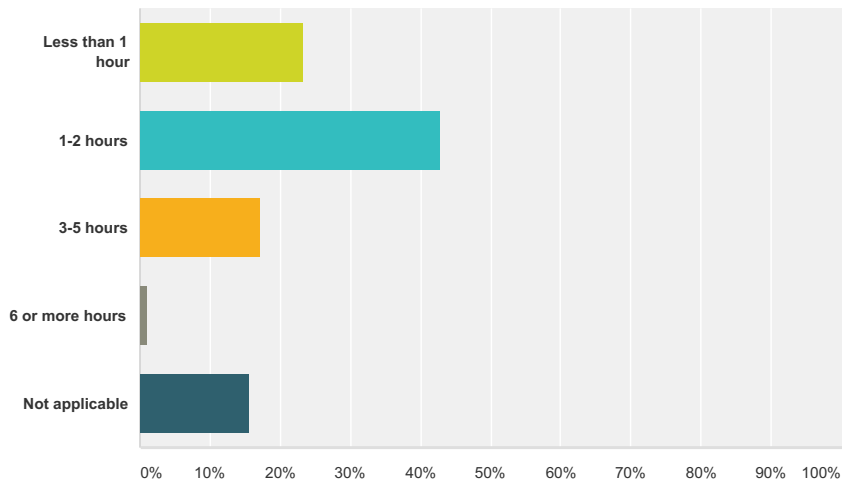
Answered: 179 Skipped: 1



Answer Choices	Responses
I hold an LPCC license in California obtained through the "grandparenting" process	3.91% 7
I hold an LPCC license in California obtained through the "traditional" path	0.00% 0
Yes, I have applied through the "grandparenting" process and am currently completing my deficiencies	0.00% 0
Yes, I have applied through the "grandparenting" process, but am no longer pursuing the LPCC licensure	2.23% 4
Yes, I am completing the "traditional" path toward the LPCC licensure	1.12% 2
No	92.74% 166
Total	179

Q15 On average, how many hours per week do you devoted to volunteer or pro-bono therapy?

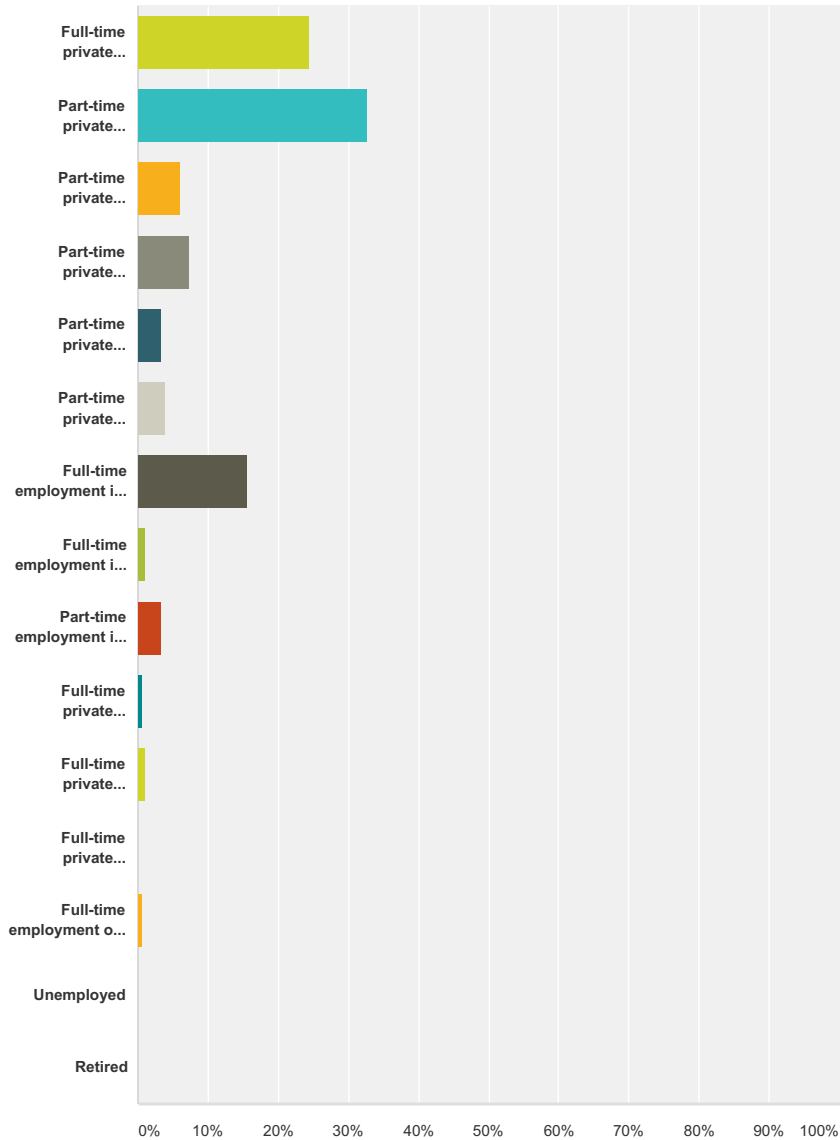
Answered: 180 Skipped: 0



Answer Choices	Responses
Less than 1 hour	23.33% 42
1-2 hours	42.78% 77
3-5 hours	17.22% 31
6 or more hours	1.11% 2
Not applicable	15.56% 28
Total	180

Q16 Which of the following best describes your status? (Note: Full-time is 20 or more hours a week and part-time is fewer than 20 hours a week)

Answered: 180 Skipped: 0



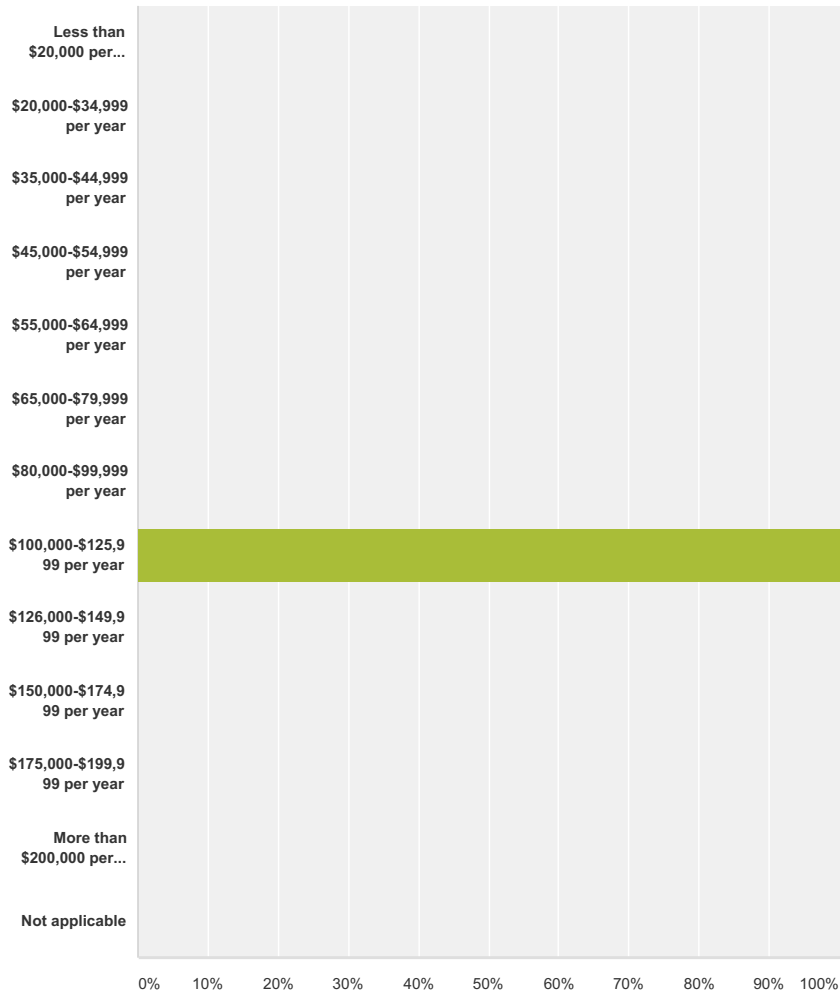
Answer Choices	Responses
Full-time private practice (20 or more hours per week) only	24.44% 44
Part-time private practice (fewer than 20 hours per week) only	32.78% 59
Part-time private practice and full-time employment in a clinical position	6.11% 11
Part-time private practice and part-time employment in a clinical position	7.22% 13
Part-time private practice and full-time employment in a non-clinical position	3.33% 6
Part-time private practice and part-time employment in a non-clinical position	3.89% 7
Full-time employment in a clinical position (not private practice) only	15.56% 28
Full-time employment in a clinical position (not private practice) and part-time in a non-clinical position	1.11% 2
Part-time employment in a clinical position (not private practice) and part-time employment in a non-clinical position	3.33% 6

Demographic Survey - Clinical

Full-time private practice and full-time employment in a clinical position	0.56%	1
Full-time private practice and part-time employment in a clinical position	1.11%	2
Full-time private practice and full-time employment in a non-clinical position	0.00%	0
Full-time employment or in business doing non-clinical work	0.56%	1
Unemployed	0.00%	0
Retired	0.00%	0
Total		180

Q17 What is your average annual income (before taxes)?

Answered: 1 Skipped: 179



Answer Choices	Responses
Less than \$20,000 per year	0.00% 0
\$20,000-\$34,999 per year	0.00% 0
\$35,000-\$44,999 per year	0.00% 0
\$45,000-\$54,999 per year	0.00% 0
\$55,000-\$64,999 per year	0.00% 0
\$65,000-\$79,999 per year	0.00% 0
\$80,000-\$99,999 per year	0.00% 0
\$100,000-\$125,999 per year	100.00% 1
\$126,000-\$149,999 per year	0.00% 0
\$150,000-\$174,999 per year	0.00% 0
\$175,000-\$199,999 per year	0.00% 0
More than \$200,000 per year	0.00% 0
Not applicable	0.00% 0
Total	1

Q18 Do you work in any of the following setting? (Check all that apply)

Answered: 1 Skipped: 179

Demographic Survey - Clinical



Demographic Survey - Clinical

Answer Choices	Responses	
College or University	0.00%	0
Hospital/Licensed health facility	0.00%	0
Managed care company including HMO, PPO, EAP, etc.	0.00%	0
Group practice/professional corporation	0.00%	0
Non-profit or charitable corporation	0.00%	0
Outpatient clinic	0.00%	0
Residential treatment facility	0.00%	0
School (K-12)	0.00%	0
California Department of Social Services	0.00%	0
California Public Health Service	0.00%	0
California State Department of Corrections and Rehabilitation	0.00%	0
California State Psychiatric Hospital	0.00%	0
California Youth Authority	0.00%	0
Child Protective Services or its equivalent	0.00%	0
Correctional Treatment Facility	0.00%	0
County Mental Health	0.00%	0
County Probation	0.00%	0
County Psychiatric Facility	0.00%	0
Department of Defense	0.00%	0
EAP	0.00%	0
Educational Institution	0.00%	0
Family Court Services	0.00%	0
U.S. Department of Health Services	0.00%	0
U.S. Department of Veterans Affairs	0.00%	0
Other (please specify)	100.00%	1
Total Respondents: 1		

#	Other (please specify)	Date
1	Superior Court	1/15/2015 3:30 PM

Q19 Do you work in any of the following settings? (Check all that apply)

Answered: 1 Skipped: 179



Answer Choices	Responses
California Department of Social Services	0.00% 0
California Public Health Service	0.00% 0
California State Department of Corrections and Rehabilitation	0.00% 0
California State Psychiatric Hospital	0.00% 0
California Youth Authority	0.00% 0
Child Protective Services or its equivalent	0.00% 0
Correctional Treatment Facility	0.00% 0

Demographic Survey - Clinical

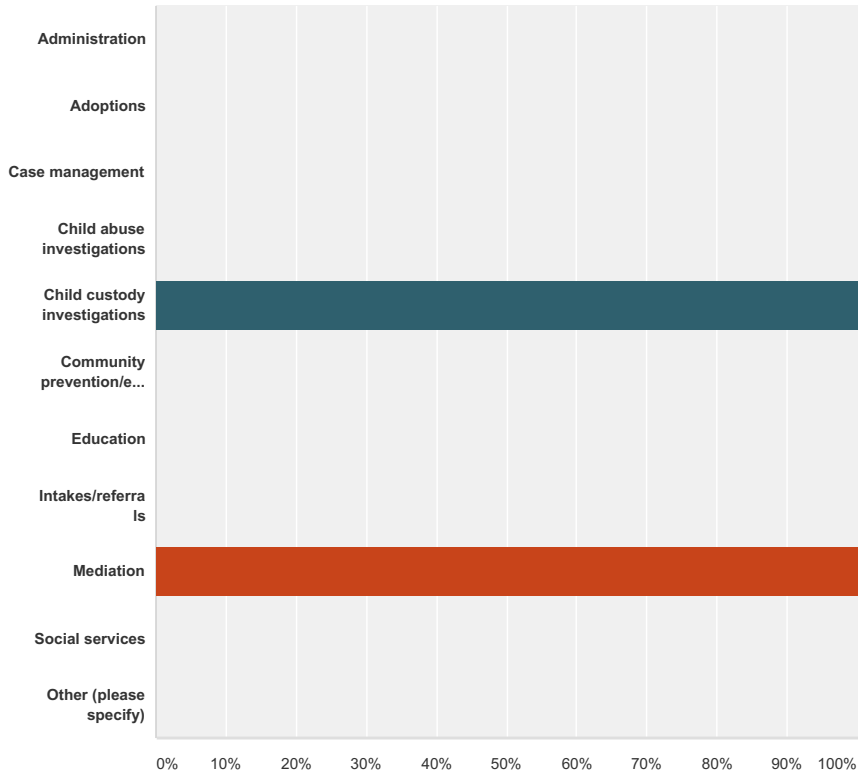
County Mental Health	0.00%	0
County Probation	0.00%	0
County Psychiatric Facility	0.00%	0
Department of Defense	0.00%	0
EAP	0.00%	0
Educational Institution	0.00%	0
Family Court Services	0.00%	0
U.S. Department of Health Services	0.00%	0
U.S. Department of Veterans Affairs	0.00%	0
Not applicable	0.00%	0
Other (please specify)	100.00%	1
Total Respondents: 1		

#	Other (please specify)	Date
1	Superior Court	1/15/2015 3:30 PM

Demographic Survey - Clinical

Q20 What are your duties? (Check all that apply)

Answered: 1 Skipped: 179



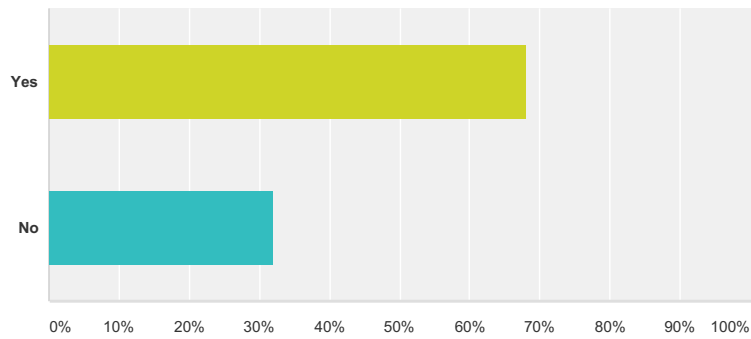
Answer Choices	Responses
Administration	0.00% 0
Adoptions	0.00% 0
Case management	0.00% 0
Child abuse investigations	0.00% 0
Child custody investigations	100.00% 1
Community prevention/education	0.00% 0
Education	0.00% 0
Intakes/referrals	0.00% 0
Mediation	100.00% 1
Social services	0.00% 0
Other (please specify)	0.00% 0
Total Respondents: 1	

#	Other (please specify)	Date
	There are no responses.	

Demographic Survey - Clinical

Q21 Do you consider your private practice your primary career/occupation and source of income?

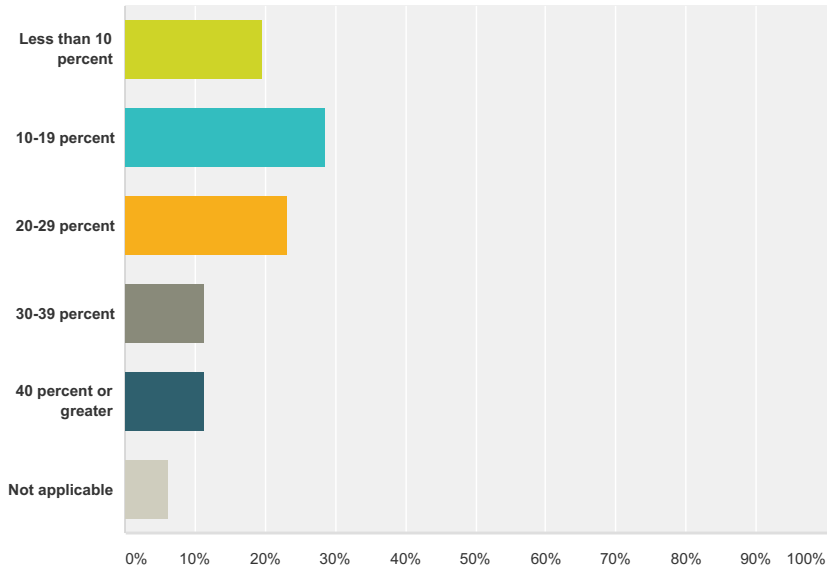
Answered: 141 Skipped: 39



Answer Choices	Responses	
Yes	68.09%	96
No	31.91%	45
Total		141

Q22 What percentage of your gross income goes to overhead?

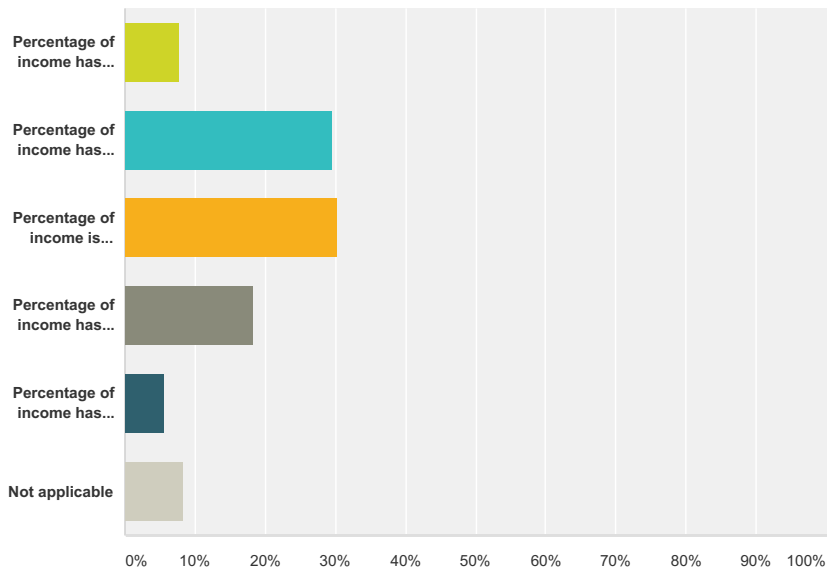
Answered: 143 Skipped: 37



Answer Choices	Responses	
Less than 10 percent	19.58%	28
10-19 percent	28.67%	41
20-29 percent	23.08%	33
30-39 percent	11.19%	16
40 percent or greater	11.19%	16
Not applicable	6.29%	9
Total		143

Q23 Have you experienced any changes in your earnings from providing psychotherapy within the past two years?

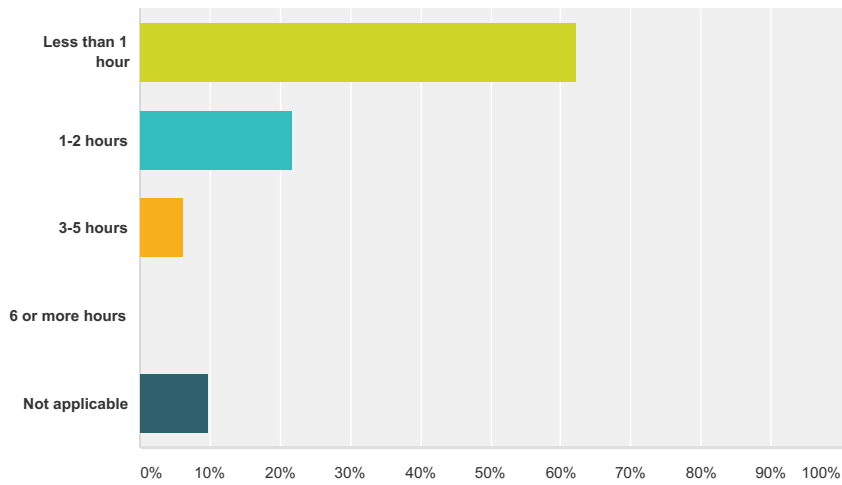
Answered: 142 Skipped: 38



Answer Choices	Responses
Percentage of income has increased significantly	7.75% 11
Percentage of income has increased somewhat	29.58% 42
Percentage of income is approximately the same	30.28% 43
Percentage of income has decreased somewhat	18.31% 26
Percentage of income has decreased significantly	5.63% 8
Not applicable	8.45% 12
Total	142

Q24 What is the average number of hours per week spent marketing/promoting services?

Answered: 143 Skipped: 37

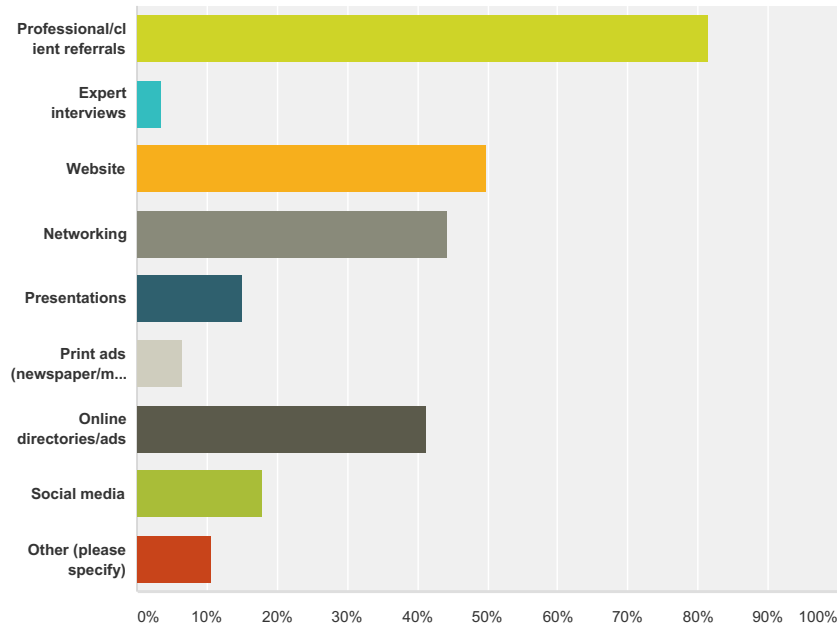


Answer Choices	Responses	Count
Less than 1 hour	62.24%	89
1-2 hours	21.68%	31
3-5 hours	6.29%	9
6 or more hours	0.00%	0
Not applicable	9.79%	14
Total		143

Demographic Survey - Clinical

Q25 How do you market/promote your services? (Check all that apply)

Answered: 140 Skipped: 40



Answer Choices	Responses
Professional/client referrals	81.43% 114
Expert interviews	3.57% 5
Website	50.00% 70
Networking	44.29% 62
Presentations	15.00% 21
Print ads (newspaper/magazines/newsletters, etc.)	6.43% 9
Online directories/ads	41.43% 58
Social media	17.86% 25
Other (please specify)	10.71% 15
Total Respondents: 140	

#	Other (please specify)	Date
1	Don't promote my services at all.	2/4/2015 6:13 PM
2	none, just word of mouth	2/4/2015 1:08 PM
3	brochures, volunteer work	2/4/2015 9:40 AM
4	EAP and insurance referrals	2/1/2015 9:39 AM
5	client ref	1/19/2015 11:18 AM
6	I don't market at all	1/17/2015 10:19 AM
7	At a college	1/16/2015 9:03 AM
8	radio	1/16/2015 7:27 AM
9	Web site	1/16/2015 7:18 AM
10	Word of Mouth only	1/15/2015 10:34 PM
11	Free parenting classes	1/15/2015 4:45 PM
12	Insurance panels	1/15/2015 4:13 PM
13	Teaching in graduate psychotherapy program	1/15/2015 4:04 PM

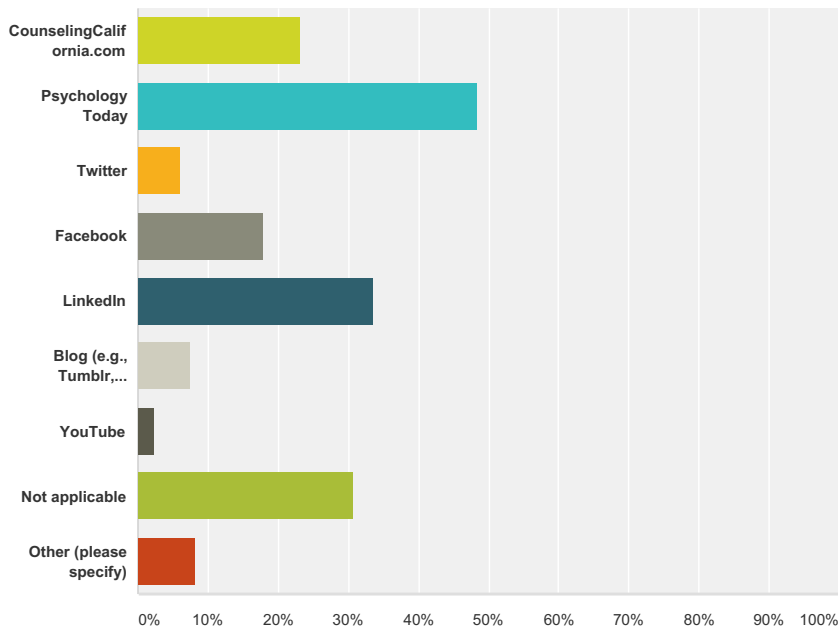
Demographic Survey - Clinical

14	Insurance panels	1/15/2015 3:54 PM
15	Teaching	1/15/2015 3:46 PM

Demographic Survey - Clinical

Q26 Which online directories or social media outlets do you use to promote your services? (Check all that apply)

Answered: 134 Skipped: 46

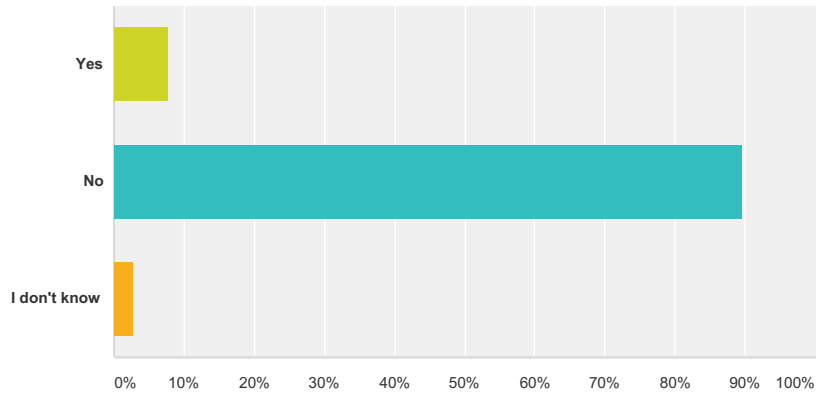


Answer Choices	Responses
CounselingCalifornia.com	23.13% 31
Psychology Today	48.51% 65
Twitter	5.97% 8
Facebook	17.91% 24
LinkedIn	33.58% 45
Blog (e.g., Tumblr, Wordpress, Blogger, etc.)	7.46% 10
YouTube	2.24% 3
Not applicable	30.60% 41
Other (please specify)	8.21% 11
Total Respondents: 134	

#	Other (please specify)	Date
1	CAMFT Member Directory	2/6/2015 11:10 AM
2	none	2/4/2015 1:08 PM
3	Local agency ad	2/4/2015 10:47 AM
4	Local Camft membership on-line service	2/1/2015 9:39 AM
5	Shared website	1/22/2015 12:25 PM
6	GoodTherapy.org	1/19/2015 4:57 AM
7	None	1/17/2015 10:19 AM
8	Network Therapy licensedtherapist.com	1/16/2015 7:27 AM
9	website	1/16/2015 6:16 AM
10	Good therapy network therapy	1/15/2015 9:11 PM
11	GoodTherapy.org, therapytribe.com	1/15/2015 6:14 PM

Q27 Has a client asked you to complete a W-9/1099 form?

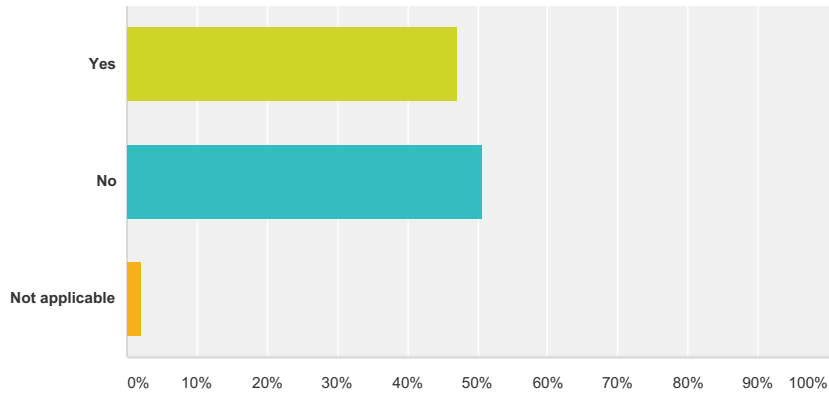
Answered: 143 Skipped: 37



Answer Choices	Responses	
Yes	7.69%	11
No	89.51%	128
I don't know	2.80%	4
Total		143

Q28 Do you accept credit card payments for your services?

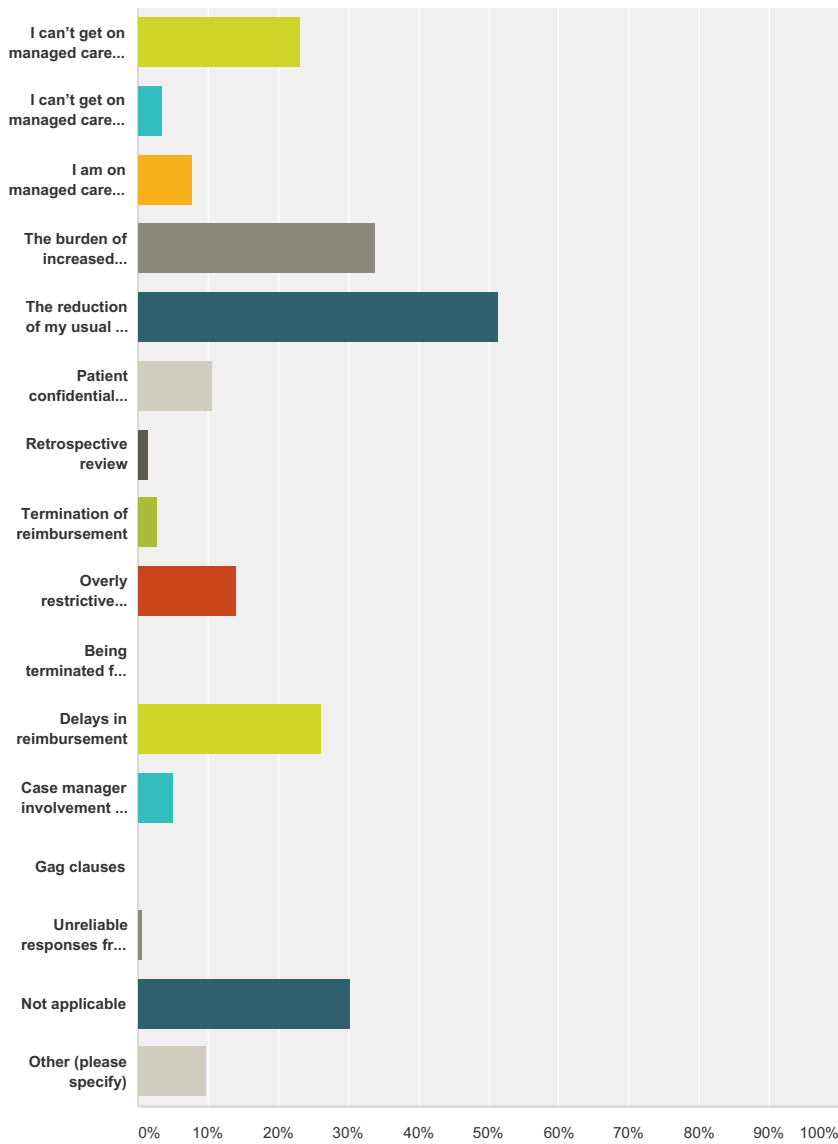
Answered: 142 Skipped: 38



Answer Choices	Responses	
Yes	47.18%	67
No	50.70%	72
Not applicable	2.11%	3
Total		142

**Q29 What are your greatest problems in dealing with managed care companies?
(select top three problems)**

Answered: 142 Skipped: 38



Answer Choices	Responses	Count
I can't get on managed care panels because they are filled	23.24%	33
I can't get on managed care panels because they don't take LMFTs	3.52%	5
I am on managed care panels but receive no referrals	7.75%	11
The burden of increased paperwork	33.80%	48
The reduction of my usual and customary fee	51.41%	73
Patient confidentiality is compromised	10.56%	15
Retrospective review	1.41%	2
Termination of reimbursement	2.82%	4
Overly restrictive limitations on the amount of treatment authorized	14.08%	20
Being terminated from panels	0.00%	0

Demographic Survey - Clinical

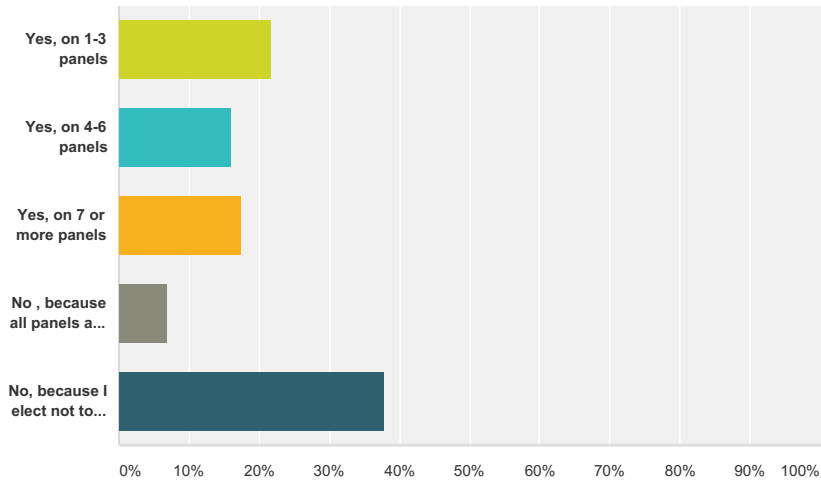
Delays in reimbursement	26.06%	37
Case manager involvement in treatment decisions	4.93%	7
Gag clauses	0.00%	0
Unreliable responses from case managers/revolving door of case managers	0.70%	1
Not applicable	30.28%	43
Other (please specify)	9.86%	14
Total Respondents: 142		

#	Other (please specify)	Date
1	Non-payment due to insurance termination without knowledge or due to their internal processes (through no fault of my submissions). Also they subcontract with other MH providers causing confusion over where to research and who to contact. Many times they are confused themselves and multiple transfers occur. Frustrating!	1/22/2015 12:30 PM
2	I don't take insurance but i do spend time providing superbills for clients and advocating for clients who have their claims delayed or denied unnecessarily by insurers.	1/21/2015 10:49 AM
3	I have had no problem getting on managed care panels. But, I was living in AZ for 6 years until 2012 and so currently am not on any panels, though applied for. I will begin again to be on some Panels when requested.	1/19/2015 4:44 PM
4	Difficulty in understanding all the different plan details as a newly licensed, out of network provider.	1/16/2015 8:59 PM
5	I won't have anything to do with "Managed-Care"!!! Are you kidding???	1/15/2015 10:35 PM
6	I haven't been on ANY insurance panels for several years now and I highly recommend it!!! :-)	1/15/2015 10:34 PM
7	Extra expense of needing a biller to get payments	1/15/2015 9:13 PM
8	Have never worked with managed care companies.	1/15/2015 7:26 PM
9	I quit them all due to reduction of fees.	1/15/2015 6:14 PM
10	I resigned from all panels because they became too time consuming & were not cost effective. I do cash only now. Works well for me.	1/15/2015 4:48 PM
11	I have not been on, nor tried to be on panels in past ten years (of my 33 years of practice)	1/15/2015 4:42 PM
12	1) reimbursement in a timely manner 2) challenges with certain ins. co's with claim submission timelines. i.e. if claims are resubmitted for correction, it falls out of the timeline and they won't pay.	1/15/2015 4:14 PM
13	I do not deal with managed care companies because of all the problems above.	1/15/2015 3:47 PM
14	*Frequentchange in requirements: e.g. Increased paperwork, frequency of re-credentialing, lack of uniformity in claims being required to be filed online (learning multiple online systems to file claims); shorter claim deadlines	1/15/2015 3:24 PM

Demographic Survey - Clinical

Q30 Are you a provider on PPO, HMO, EAP, or other managed care panels?

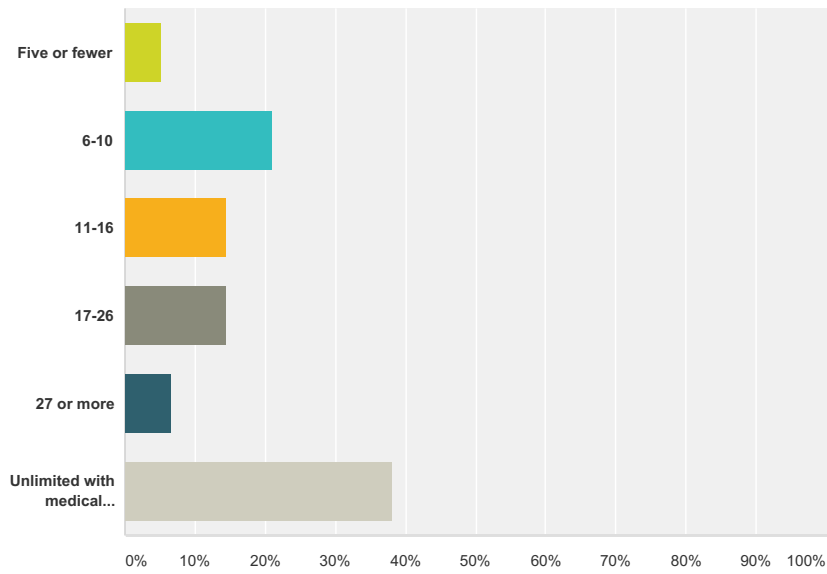
Answered: 143 Skipped: 37



Answer Choices	Responses
Yes, on 1-3 panels	21.68% 31
Yes, on 4-6 panels	16.08% 23
Yes, on 7 or more panels	17.48% 25
No, because all panels are filled	6.99% 10
No, because I elect not to participate	37.76% 54
Total	143

Q31 What is the average number of treatment sessions managed care companies authorize?

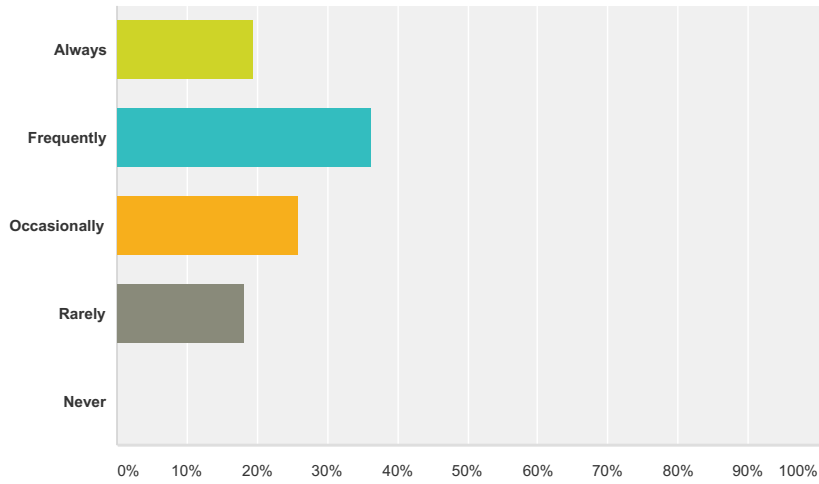
Answered: 76 Skipped: 104



Answer Choices	Responses
Five or fewer	5.26% 4
6-10	21.05% 16
11-16	14.47% 11
17-26	14.47% 11
27 or more	6.58% 5
Unlimited with medical necessity	38.16% 29
Total	76

Q32 In general, do you find the number authorized sufficient?

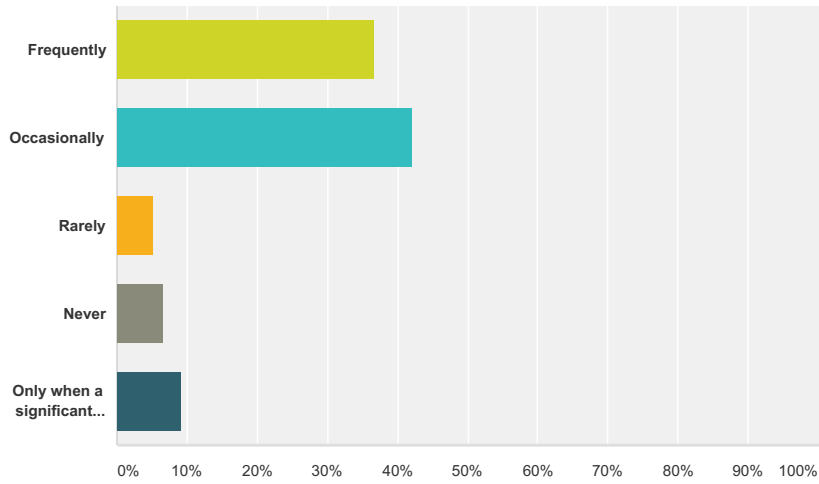
Answered: 77 Skipped: 103



Answer Choices	Responses	
Always	19.48%	15
Frequently	36.36%	28
Occasionally	25.97%	20
Rarely	18.18%	14
Never	0.00%	0
Total		77

Q33 Do you advocate for continued treatment for your patients?

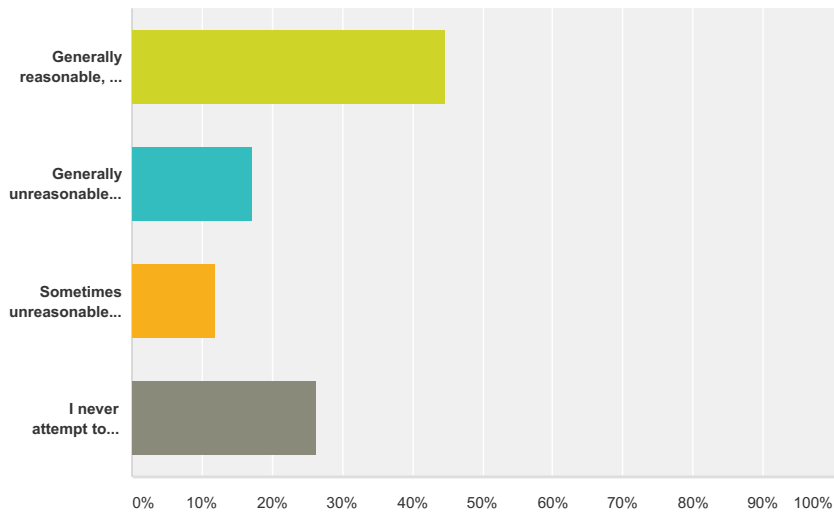
Answered: 76 Skipped: 104



Answer Choices	Responses
Frequently	36.84% 28
Occasionally	42.11% 32
Rarely	5.26% 4
Never	6.58% 5
Only when a significant argument can be made for medical necessity	9.21% 7
Total	76

Q34 Which of the following applies to the terms and conditions of managed care contracts?

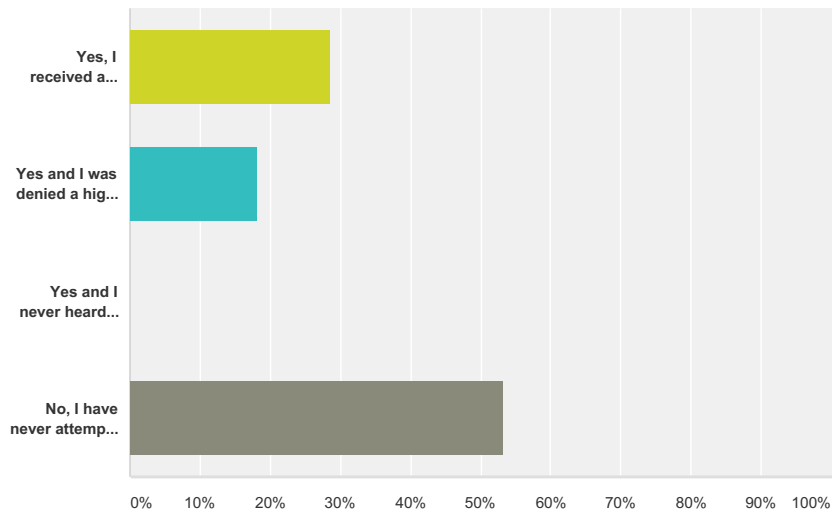
Answered: 76 Skipped: 104



Answer Choices	Responses
Generally reasonable, and I sign without significant negotiation	44.74% 34
Generally unreasonable and difficult to negotiate	17.11% 13
Sometimes unreasonable, but often negotiable	11.84% 9
I never attempt to negotiate the unreasonable contract	26.32% 20
Total	76

Q35 Have you ever negotiated with a managed care company for an increase in your reimbursement?

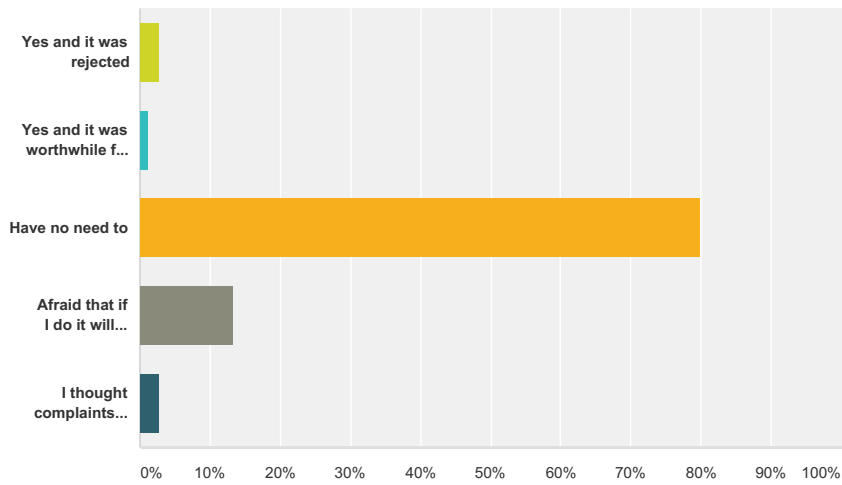
Answered: 77 Skipped: 103



Answer Choices	Responses
Yes, I received a higher reimbursement rate	28.57% 22
Yes and I was denied a higher reimbursement rate	18.18% 14
Yes and I never heard back from the insurance company	0.00% 0
No, I have never attempted to negotiate an increase in reimbursement	53.25% 41
Total	77

Q36 Have you filed a complaint with the Department of Managed Health Care against a managed care company?

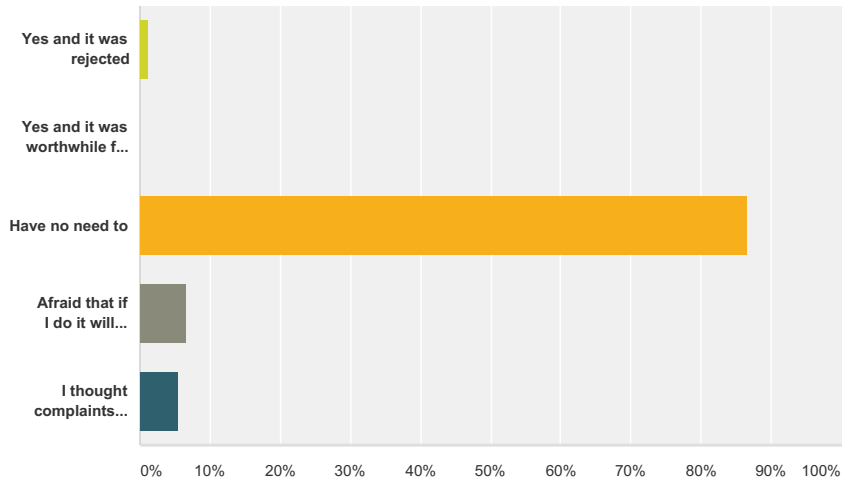
Answered: 75 Skipped: 105



Answer Choices	Responses
Yes and it was rejected	2.67% 2
Yes and it was worthwhile for the patient and me	1.33% 1
Have no need to	80.00% 60
Afraid that if I do it will negatively impact me	13.33% 10
I thought complaints could only be made by patients	2.67% 2
Total	75

Q37 Have you file a complaint with the Department of Insurance?

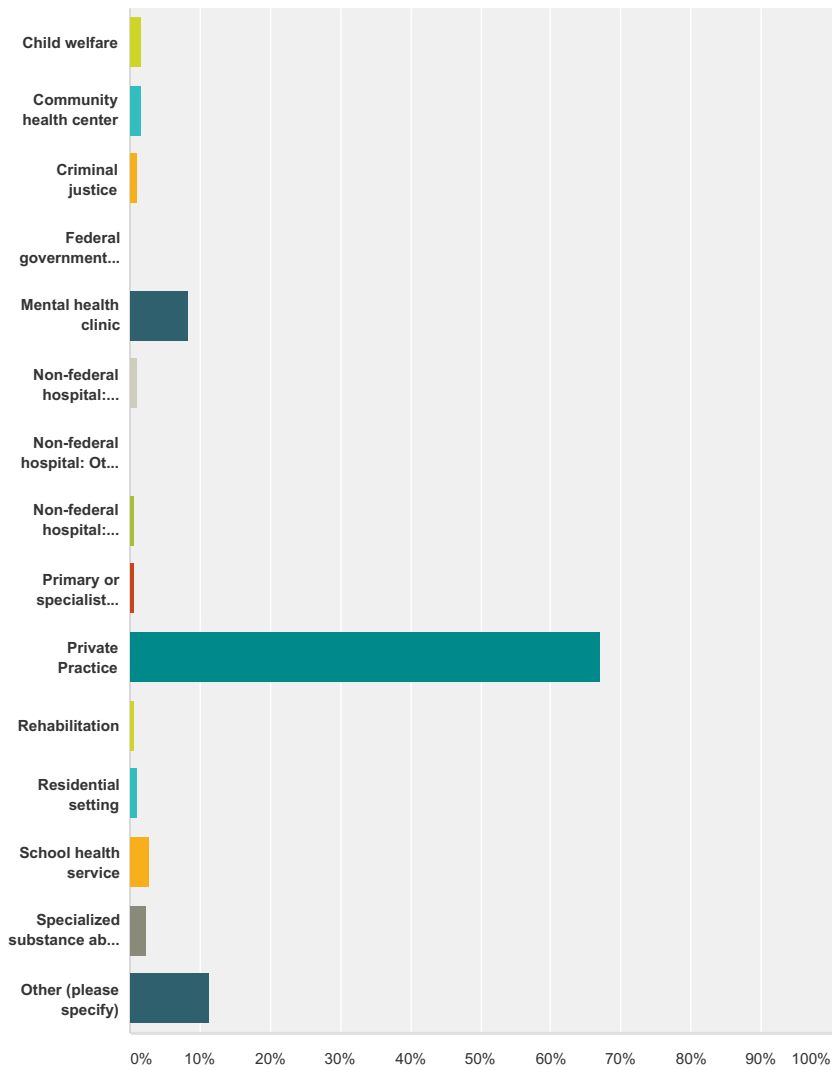
Answered: 75 Skipped: 105



Answer Choices	Responses
Yes and it was rejected	1.33% 1
Yes and it was worthwhile for patient and me	0.00% 0
Have no need to	86.67% 65
Afraid that if I do it will negatively impact me	6.67% 5
I thought complaints could only be made by patients	5.33% 4
Total	75

Q38 Which best describes the type of setting that most closely corresponds to your primary patient care practice location?

Answered: 179 Skipped: 1



Answer Choices	Responses
Child welfare	1.68% 3
Community health center	1.68% 3
Criminal justice	1.12% 2
Federal government hospital	0.00% 0
Mental health clinic	8.38% 15
Non-federal hospital: General Medicine	1.12% 2
Non-federal hospital: Other (e.g., nursing home unit)	0.00% 0
Non-federal hospital: Psychiatric	0.56% 1
Primary or specialist medical care	0.56% 1
Private Practice	67.04% 120
Rehabilitation	0.56% 1

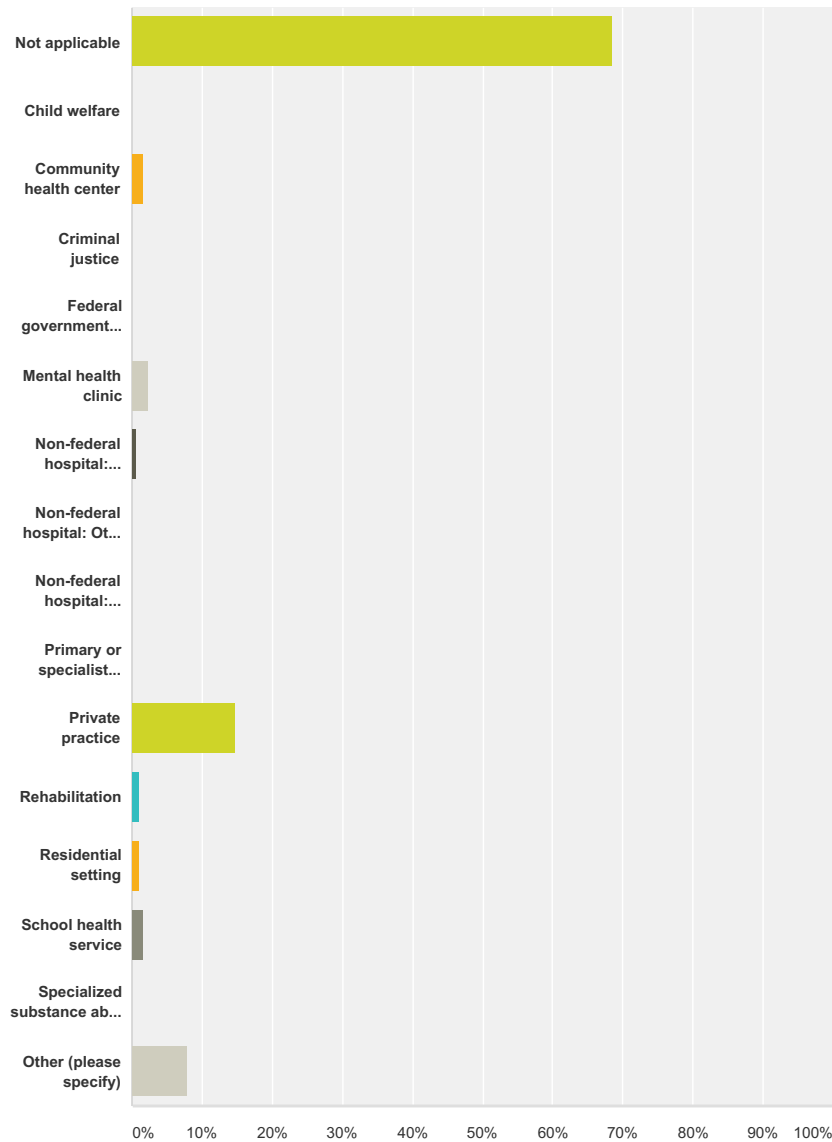
Demographic Survey - Clinical

Residential setting	1.12%	2
School health service	2.79%	5
Specialized substance abuse treatment facility	2.23%	4
Other (please specify)	11.17%	20
Total		179

#	Other (please specify)	Date
1	school district	2/8/2015 5:59 AM
2	Cancer-related issues	2/6/2015 9:50 AM
3	Psychiatry dept. in health center	2/4/2015 11:20 PM
4	VA Vet Center - Federal Government	2/4/2015 9:22 PM
5	Insurance company that contracts with the Department of Defense	2/4/2015 10:30 AM
6	Developing country non-profit	2/2/2015 5:04 PM
7	Hospice	1/25/2015 12:24 PM
8	Non profit children & their familie's counseling Center	1/22/2015 9:25 AM
9	Volunteer Hospice	1/21/2015 9:53 AM
10	non profit	1/18/2015 8:43 PM
11	non medical Hospice	1/16/2015 3:40 PM
12	Military installations	1/16/2015 11:26 AM
13	Responding to crisis situations	1/16/2015 9:51 AM
14	Group church facility	1/15/2015 9:00 PM
15	Non profit	1/15/2015 3:56 PM
16	Community Mental Health wide range of services	1/15/2015 3:55 PM
17	Non-profit organization	1/15/2015 3:46 PM
18	PHF	1/15/2015 3:44 PM
19	Early Intervention	1/15/2015 3:37 PM
20	Court system	1/15/2015 2:59 PM

Q39 If applicable, which best describes the type of setting that most closely corresponds to your secondary patient care practice location?

Answered: 175 Skipped: 5



Answer Choices	Responses	Count
Not applicable	68.57%	120
Child welfare	0.00%	0
Community health center	1.71%	3
Criminal justice	0.00%	0
Federal government hospital	0.00%	0
Mental health clinic	2.29%	4
Non-federal hospital: General Medicine	0.57%	1
Non-federal hospital: Other (e.g., nursing home unit)	0.00%	0
Non-federal hospital: Psychiatric	0.00%	0

Demographic Survey - Clinical

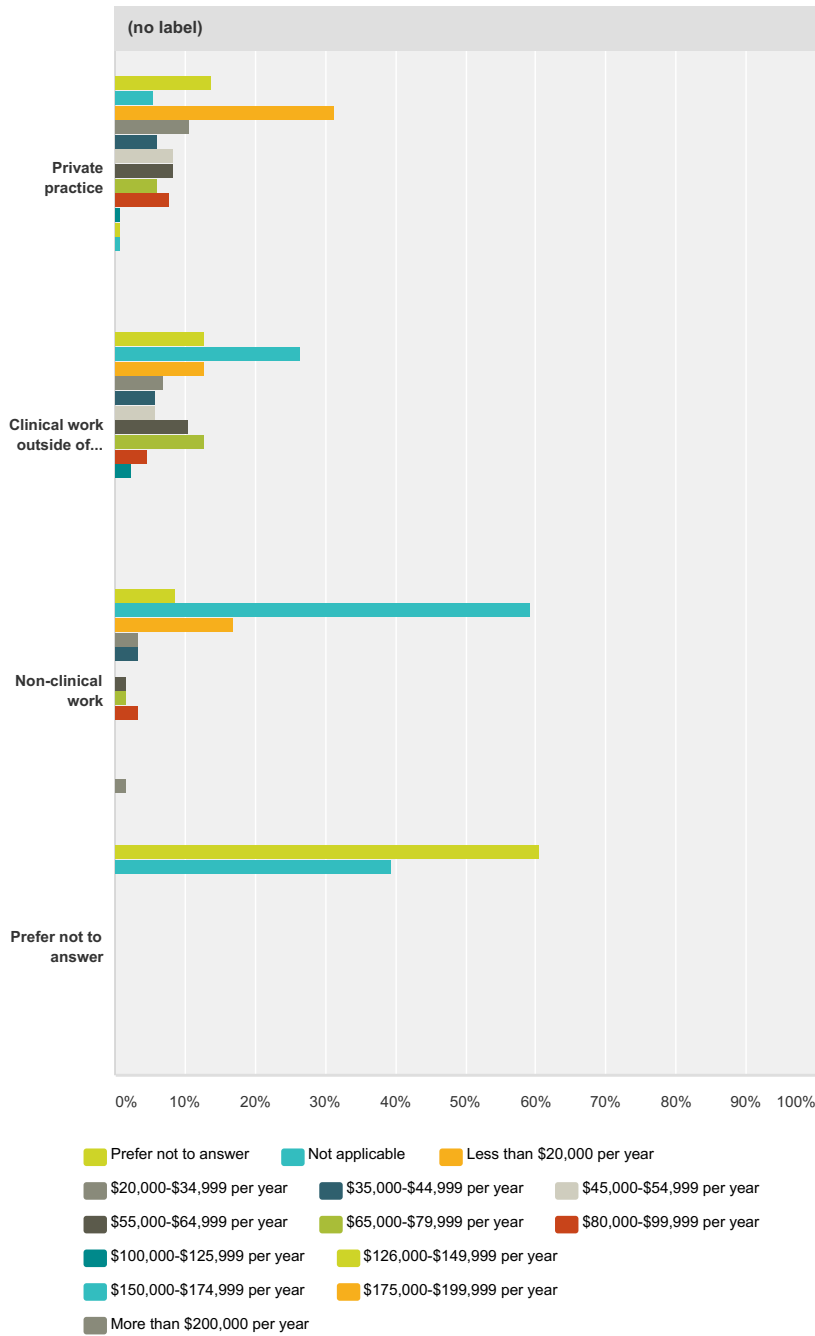
Primary or specialist medical care	0.00%	0
Private practice	14.86%	26
Rehabilitation	1.14%	2
Residential setting	1.14%	2
School health service	1.71%	3
Specialized substance abuse treatment facility	0.00%	0
Other (please specify)	8.00%	14
Total		175

#	Other (please specify)	Date
1	correctional facility	2/5/2015 6:41 AM
2	Nonprofit Corporation	2/4/2015 11:53 AM
3	Nonprofit Corporation	2/4/2015 11:33 AM
4	Nonprofit cancer support community	2/4/2015 9:56 AM
5	Developing country non-profit	2/2/2015 5:04 PM
6	Not for Profit Domestic Violence work through Women's Shelters and Transitional Housing	1/20/2015 8:40 AM
7	Non profit community clinic	1/17/2015 11:05 AM
8	Church	1/15/2015 8:45 PM
9	Faculty in LMFT grad program	1/15/2015 6:58 PM
10	Child Welfare Team Decision Facilitator	1/15/2015 4:30 PM
11	Teaching clinical practice	1/15/2015 4:05 PM
12	Community Mental Health services - multiple locations	1/15/2015 3:55 PM
13	corrections	1/15/2015 3:37 PM
14	Church Counseling Center	1/15/2015 3:19 PM

Demographic Survey - Clinical

Q40 What is your average annual income (before taxes) from:(Note: please provide information for all that apply)

Answered: 168 Skipped: 12



(no label)	Prefer not to answer	Not applicable	Less than \$20,000 per year	\$20,000-\$34,999 per year	\$35,000-\$44,999 per year	\$45,000-\$54,999 per year	\$55,000-\$64,999 per year	\$65,000-\$79,999 per year	\$80,000-\$99,999 per year	\$100,000-\$125,999 per year	\$126,000-\$149,999 per year	\$150,000-\$174,999 per year	\$175,000-\$199,999 per year	More than \$200,000 per year	Total
Private practice	13.74%	5.34%	31.30%	10.69%	6.11%	8.40%	8.40%	6.11%	7.63%	0.76%	0.76%	0.76%	0.00%	0.00%	131
	18	7	41	14	8	11	11	8	10	1	1	1	0	0	

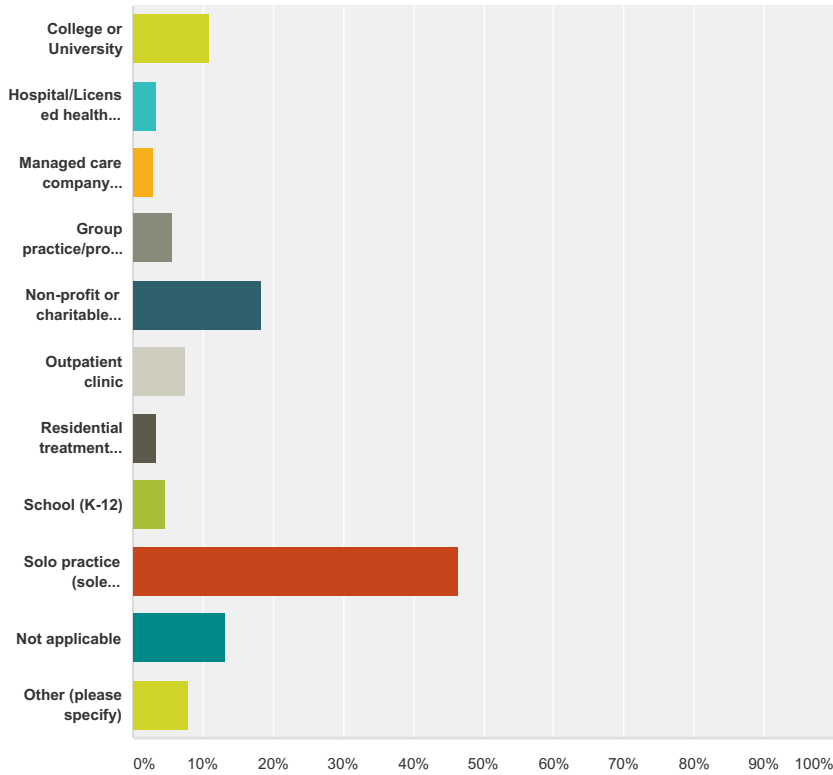
Demographic Survey - Clinical

Clinical work outside of private practice	12.64% 11	26.44% 23	12.64% 11	6.90% 6	5.75% 5	5.75% 5	10.34% 9	12.64% 11	4.60% 4	2.30% 2	0.00% 0	0.00% 0	0.00% 0	0.00% 0	87
Non-clinical work	8.47% 5	59.32% 35	16.95% 10	3.39% 2	3.39% 2	0.00% 0	1.69% 1	1.69% 1	3.39% 2	0.00% 0	0.00% 0	0.00% 0	0.00% 0	1.69% 1	59
Prefer not to answer	60.47% 26	39.53% 17	0.00% 0	0.00% 0	0.00% 0	0.00% 0	0.00% 0	0.00% 0	0.00% 0	0.00% 0	0.00% 0	0.00% 0	0.00% 0	0.00% 0	43

Demographic Survey - Clinical

Q41 Do you work in any of the following settings? (Check all that apply)

Answered: 175 Skipped: 5



Answer Choices	Responses
College or University	10.86% 19
Hospital/Licensed health facility	3.43% 6
Managed care company including HMO, PPO, EAP, etc.	2.86% 5
Group practice/professional corporation	5.71% 10
Non-profit or charitable corporation	18.29% 32
Outpatient clinic	7.43% 13
Residential treatment facility	3.43% 6
School (K-12)	4.57% 8
Solo practice (sole proprietor or solo professional corporation)	46.29% 81
Not applicable	13.14% 23
Other (please specify)	8.00% 14
Total Respondents: 175	

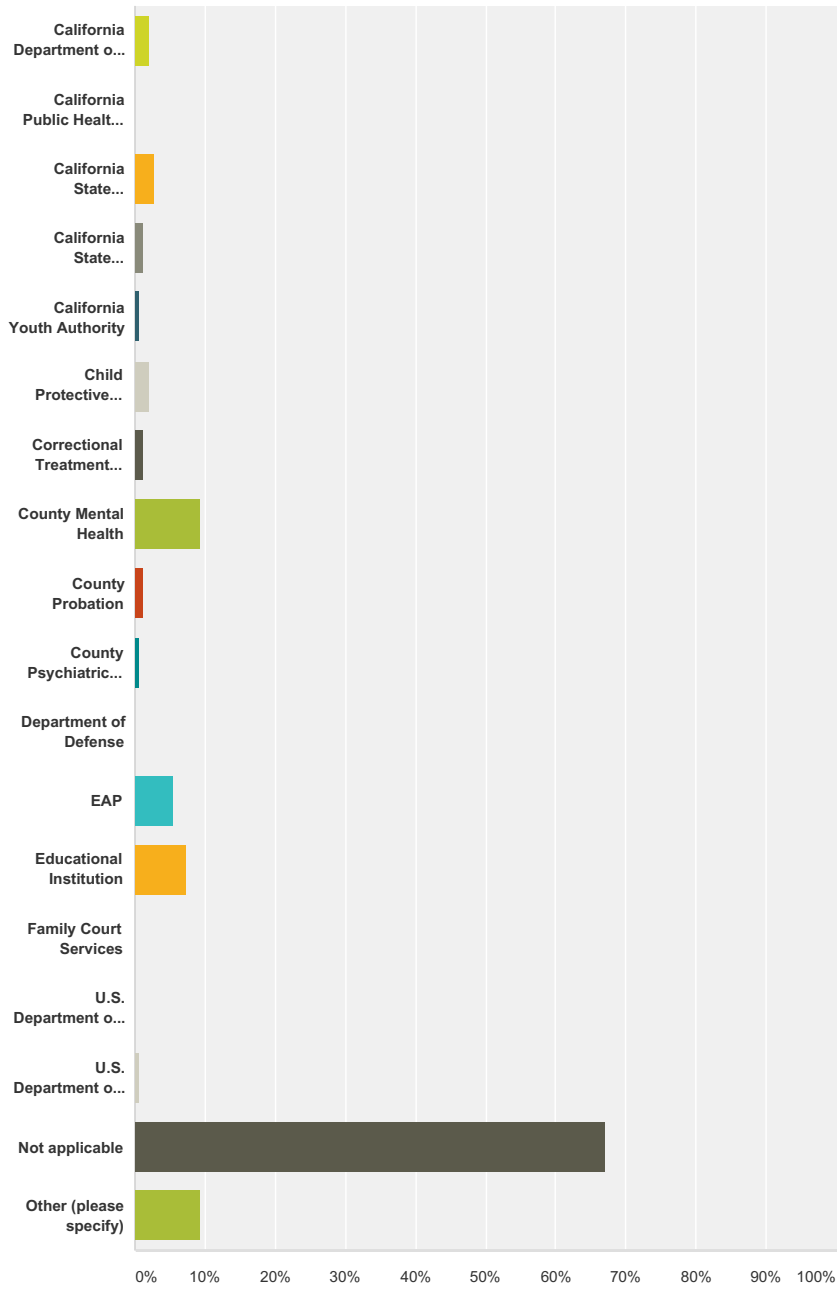
#	Other (please specify)	Date
1	Department of Social Services	2/5/2015 6:43 AM
2	Large healthcare multi-specialty clinic	2/4/2015 11:22 PM
3	Behavioral Health	2/4/2015 8:27 PM
4	synagogue.	2/4/2015 12:00 PM
5	Sole prop with other therapists renting space from me in my office	2/4/2015 12:00 PM
6	Work at home as Program Director for Child and Youth Military and Family Life Counseling Program	2/4/2015 10:31 AM

Demographic Survey - Clinical

7	County Mental Health	1/17/2015 7:34 PM
8	county government	1/17/2015 4:26 PM
9	military installations	1/16/2015 11:26 AM
10	Several licensed MFTs rent an office suite together but are unaffiliated legally	1/15/2015 10:37 PM
11	child Welfare Team Decision Facilitator as requested several times a month	1/15/2015 4:33 PM
12	Graduate training insitute	1/15/2015 4:06 PM
13	county	1/15/2015 3:36 PM
14	Superior Court	1/15/2015 3:01 PM

Q42 Do you work in any of the following settings? (Check all that apply)

Answered: 149 Skipped: 31



Answer Choices	Responses
California Department of Social Services	2.01% 3
California Public Health Service	0.00% 0
California State Department of Corrections and Rehabilitation	2.68% 4
California State Psychiatric Hospital	1.34% 2
California Youth Authority	0.67% 1
Child Protective Services or its equivalent	2.01% 3
Correctional Treatment Facility	1.34% 2

Demographic Survey - Clinical

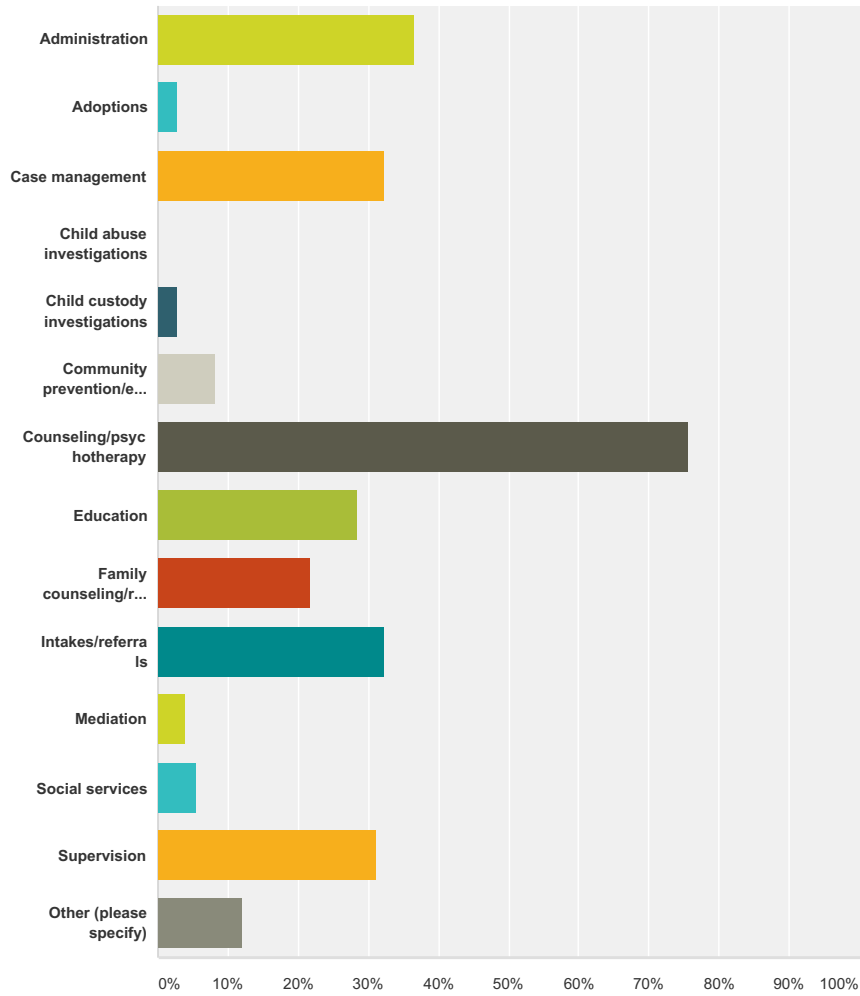
County Mental Health	9.40%	14
County Probation	1.34%	2
County Psychiatric Facility	0.67%	1
Department of Defense	0.00%	0
EAP	5.37%	8
Educational Institution	7.38%	11
Family Court Services	0.00%	0
U.S. Department of Health Services	0.00%	0
U.S. Department of Veterans Affairs	0.67%	1
Not applicable	67.11%	100
Other (please specify)	9.40%	14
Total Respondents: 149		

#	Other (please specify)	Date
1	Work at home - Telecommute	2/4/2015 10:31 AM
2	A variety of developing world locations	2/2/2015 5:07 PM
3	Hospice	1/25/2015 12:25 PM
4	Non Profit	1/22/2015 9:26 AM
5	Expert Witness Testimony through District Attorney's Office	1/20/2015 8:42 AM
6	Nonprofit	1/19/2015 12:16 AM
7	Continuation school	1/17/2015 10:21 AM
8	non medical hospice	1/16/2015 3:41 PM
9	Dept of Rehabilitation	1/16/2015 1:49 PM
10	military installations	1/16/2015 11:26 AM
11	Nonprofit church group	1/15/2015 9:02 PM
12	Community Mental Health plus teaching at University	1/15/2015 3:57 PM
13	Regional Center	1/15/2015 3:37 PM
14	Superior Court	1/15/2015 3:01 PM

Demographic Survey - Clinical

Q43 What are your duties? (Check all that apply)

Answered: 74 Skipped: 106



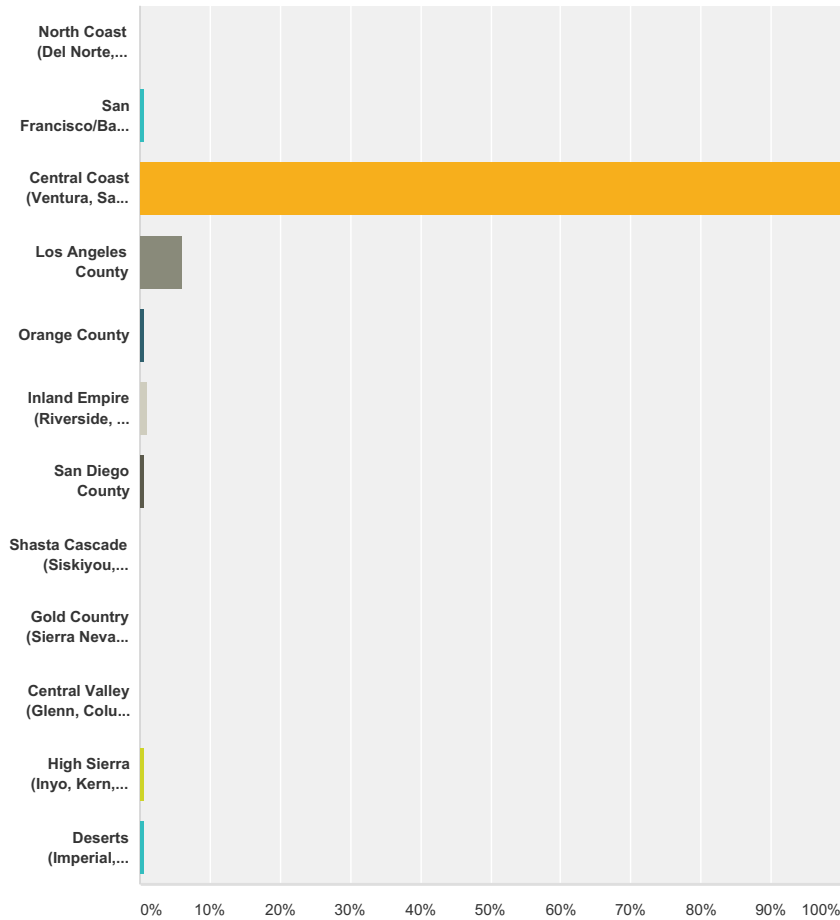
Answer Choices	Responses
Administration	36.49% 27
Adoptions	2.70% 2
Case management	32.43% 24
Child abuse investigations	0.00% 0
Child custody investigations	2.70% 2
Community prevention/education	8.11% 6
Counseling/psychotherapy	75.68% 56
Education	28.38% 21
Family counseling/reunification	21.62% 16
Intakes/referrals	32.43% 24
Mediation	4.05% 3
Social services	5.41% 4
Supervision	31.08% 23
Other (please specify)	12.16% 9

Demographic Survey - Clinical

Total Respondents: 74		
#	Other (please specify)	Date
1	Training and subject matter expert for Child and Youth Behavioral Military and Family Life Counseling Program	2/4/2015 10:32 AM
2	Training program	1/22/2015 9:27 AM
3	Testimony for Domestic Violence	1/20/2015 8:42 AM
4	not applicable	1/16/2015 6:08 PM
5	crisis intervention	1/16/2015 9:54 AM
6	EAPs for Blue Shield in Private Practice	1/16/2015 7:43 AM
7	TDM facilitator for Child Welfare Services as requested	1/15/2015 4:34 PM
8	assessments	1/15/2015 3:37 PM
9	Therapist	1/15/2015 3:18 PM

Q44 In which California region/county do you work as a marriage and family therapist or in a related position? (Check all that apply)

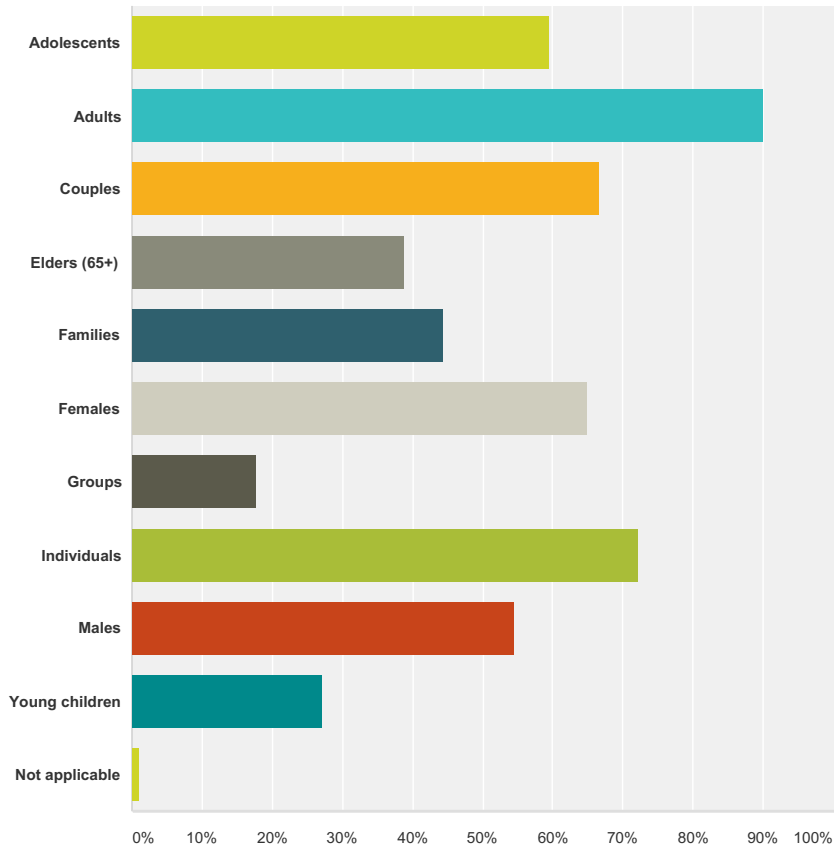
Answered: 180 Skipped: 0



Answer Choices	Responses
North Coast (Del Norte, Humboldt, Mendocino, Sonoma, Lake)	0.00% 0
San Francisco/Bay Area (San Francisco, Marin, Contra Costa, San Mateo, Alameda, Santa Cruz, Santa Clara)	0.56% 1
Central Coast (Ventura, Santa Barbara, San Luis Obispo, Monterey, San Benito)	100.00% 180
Los Angeles County	6.11% 11
Orange County	0.56% 1
Inland Empire (Riverside, San Bernardino)	1.11% 2
San Diego County	0.56% 1
Shasta Cascade (Siskiyou, Modo, Shasta, Lassen, Tehama, Plumas, Butte, Glenn, Trinity)	0.00% 0
Gold Country (Sierra Nevada, Placer, Yuba, El Dorado, Fresno, Mariposa, Tuolumne, Calaveras, Amador, Sacramento, Sutter)	0.00% 0
Central Valley (Glenn, Colusa, Yolo, Solano, San Joaquin, Sacramento, Stanislaus, Merced, Madera)	0.00% 0
High Sierra (Inyo, Kern, Tulare, Fresno, Madera, Mariposa, Mono, Yuba, Alpine, Tuolumne, Calaveras)	0.56% 1
Deserts (Imperial, Riverside, San Bernardino)	0.56% 1
Total Respondents: 180	

Q45 With which population of clients do you typically work? (Check all that apply)

Answered: 180 Skipped: 0

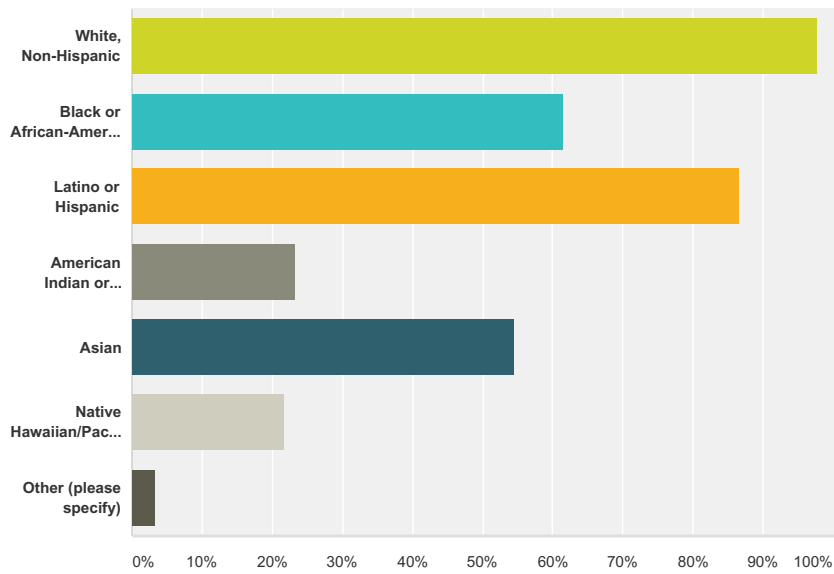


Answer Choices	Responses	Count
Adolescents	59.44%	107
Adults	90.00%	162
Couples	66.67%	120
Elders (65+)	38.89%	70
Families	44.44%	80
Females	65.00%	117
Groups	17.78%	32
Individuals	72.22%	130
Males	54.44%	98
Young children	27.22%	49
Not applicable	1.11%	2
Total Respondents: 180		

Demographic Survey - Clinical

Q46 Which cultures are represented by the patients you treat? (Check all that apply)

Answered: 180 Skipped: 0

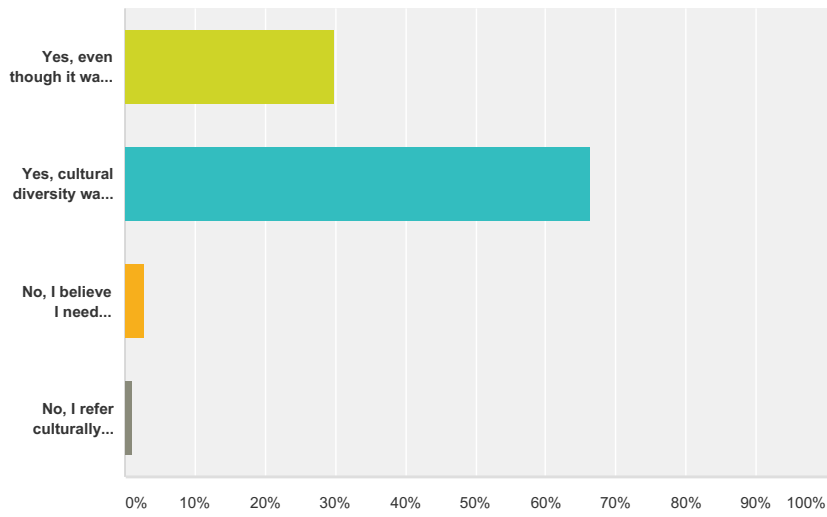


Answer Choices	Responses
White, Non-Hispanic	97.78% 176
Black or African-American	61.67% 111
Latino or Hispanic	86.67% 156
American Indian or Alaskan Native	23.33% 42
Asian	54.44% 98
Native Hawaiian/Pacific Islander	21.67% 39
Other (please specify)	3.33% 6
Total Respondents: 180	

#	Other (please specify)	Date
1	Jewish.	2/4/2015 12:01 PM
2	some Asian or Black	2/4/2015 12:01 PM
3	Military children and families	2/4/2015 10:33 AM
4	Middle Eastern	1/19/2015 12:19 AM
5	Various	1/16/2015 10:21 AM
6	CWS	1/15/2015 4:36 PM

Q47 Do you believe you have sufficient educational training to treat culturally diverse patients?

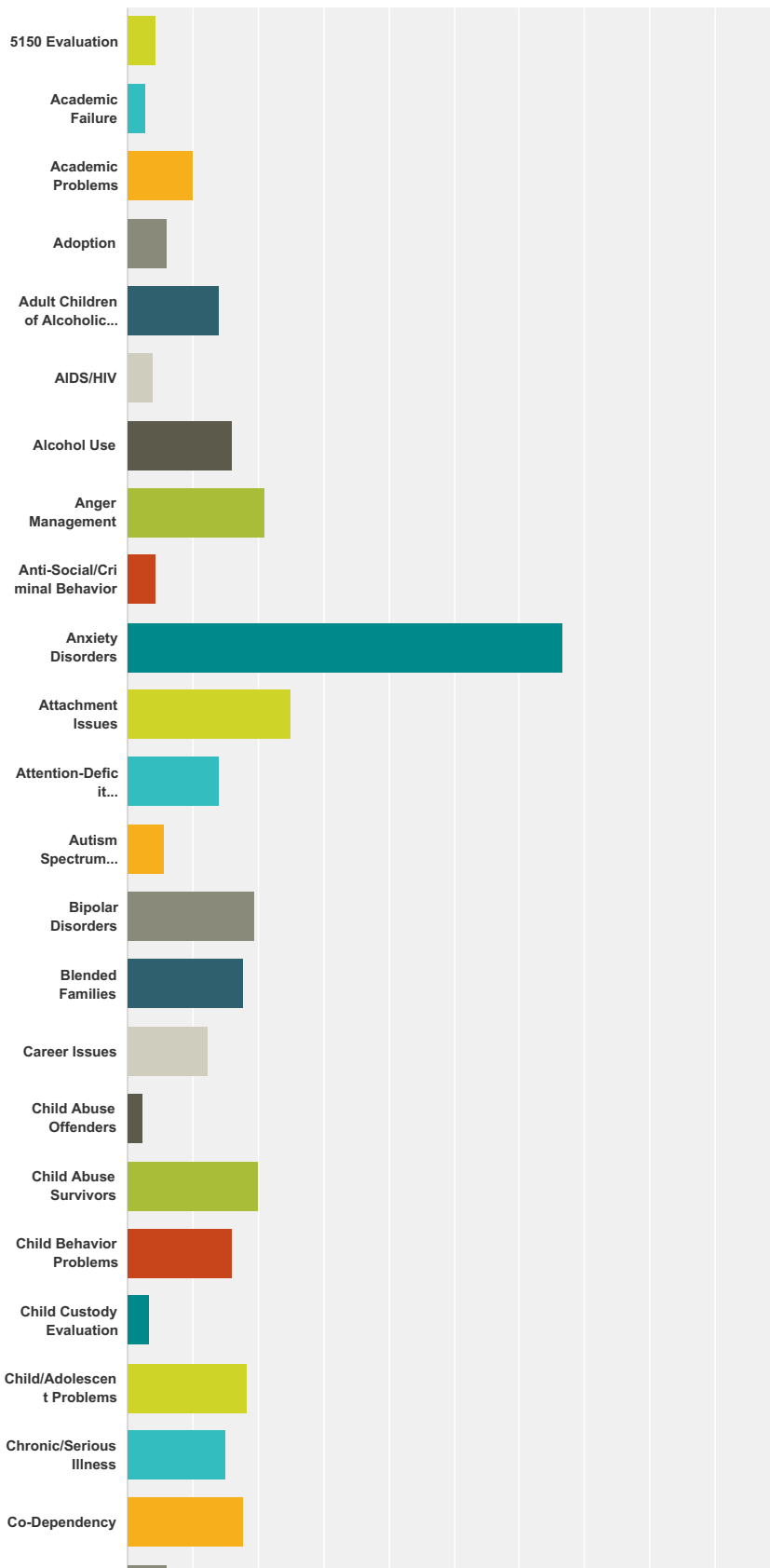
Answered: 178 Skipped: 2



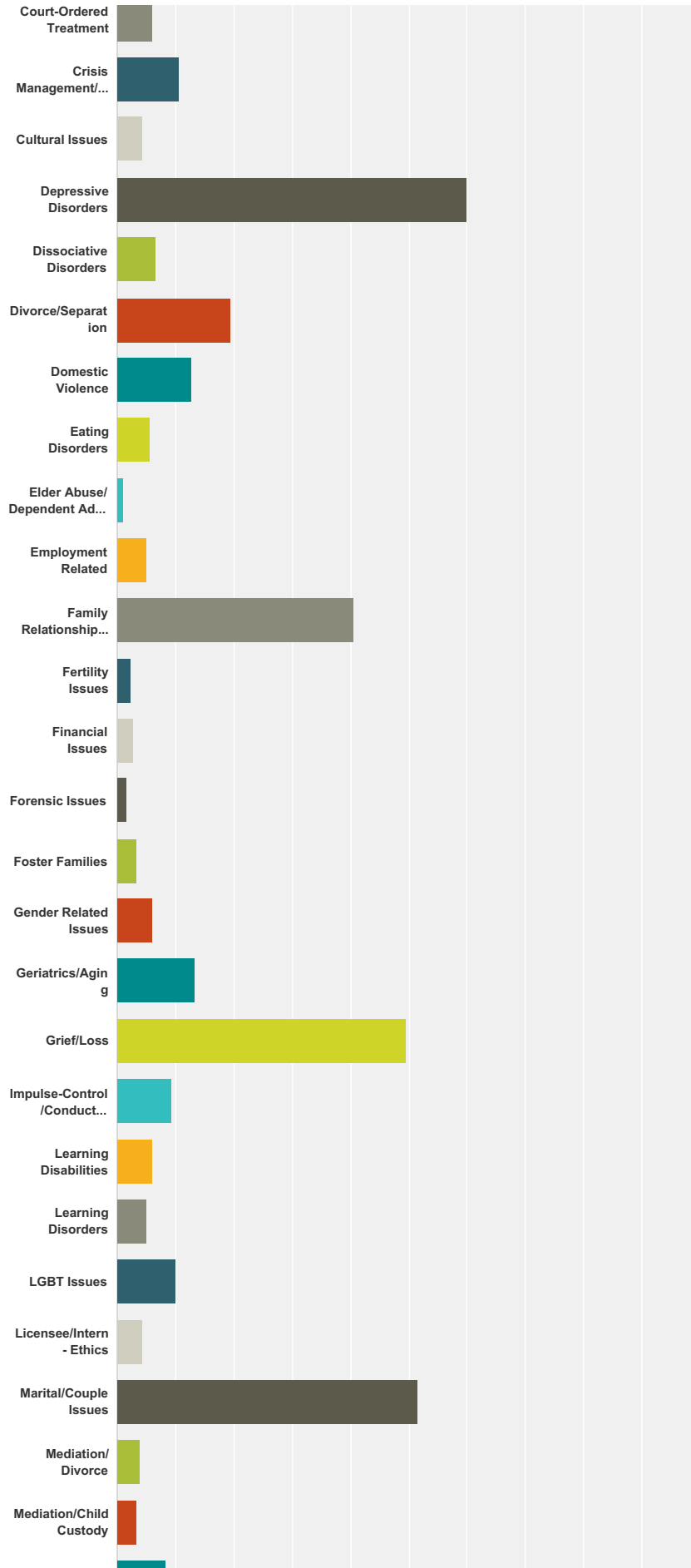
Answer Choices	Responses	
Yes, even though it was not sufficiently addressed as a part of my education	29.78%	53
Yes, cultural diversity was adequately covered by my education	66.29%	118
No, I believe I need additional training to treat culturally diverse populations	2.81%	5
No, I refer culturally diverse patients to qualified therapists	1.12%	2
Total		178

**Q48 Which client issues do you work with?
(Please select up to 5 that you consider
yourself to specialize in, if applicable)**

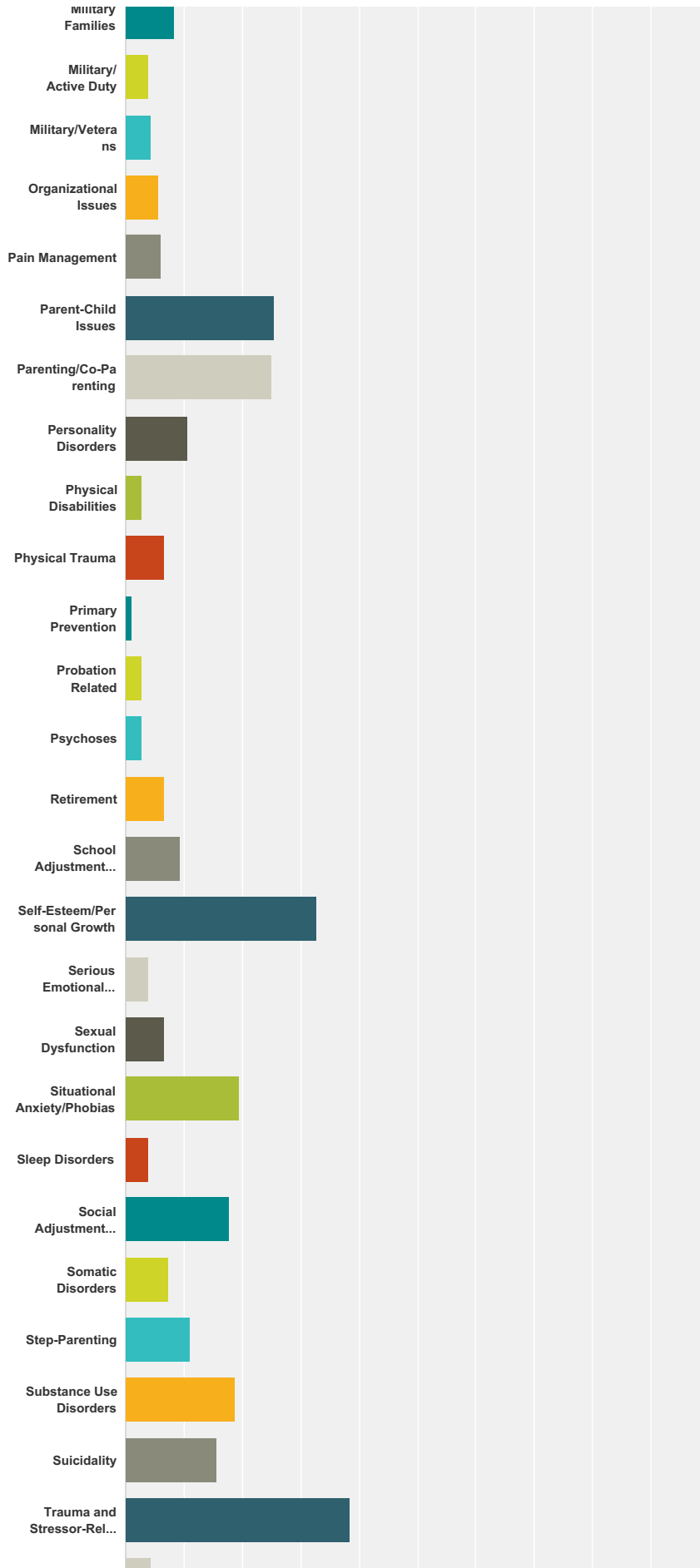
Answered: 180 Skipped: 0



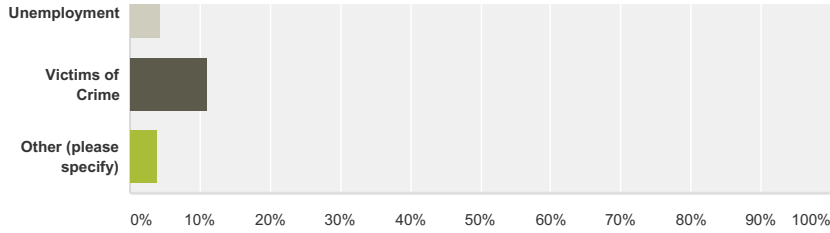
Demographic Survey - Clinical



Demographic Survey - Clinical



Demographic Survey - Clinical



Answer Choices	Responses
5150 Evaluation	4.44% 8
Academic Failure	2.78% 5
Academic Problems	10.00% 18
Adoption	6.11% 11
Adult Children of Alcoholics (ACA)	13.89% 25
AIDS/HIV	3.89% 7
Alcohol Use	16.11% 29
Anger Management	21.11% 38
Anti-Social/Criminal Behavior	4.44% 8
Anxiety Disorders	66.67% 120
Attachment Issues	25.00% 45
Attention-Deficit Hyperactivity Disorder	13.89% 25
Autism Spectrum Disorders	5.56% 10
Bipolar Disorders	19.44% 35
Blended Families	17.78% 32
Career Issues	12.22% 22
Child Abuse Offenders	2.22% 4
Child Abuse Survivors	20.00% 36
Child Behavior Problems	16.11% 29
Child Custody Evaluation	3.33% 6
Child/Adolescent Problems	18.33% 33
Chronic/Serious Illness	15.00% 27
Co-Dependency	17.78% 32
Court-Ordered Treatment	6.11% 11
Crisis Management/ Intervention	10.56% 19
Cultural Issues	4.44% 8
Depressive Disorders	60.00% 108
Dissociative Disorders	6.67% 12
Divorce/Separation	19.44% 35
Domestic Violence	12.78% 23
Eating Disorders	5.56% 10
Elder Abuse/ Dependent Adult Abuse	1.11% 2
Employment Related	5.00% 9
Family Relationship Issues	40.56% 73
Fertility Issues	2.22% 4

Demographic Survey - Clinical

Financial Issues	2.78%	5
Forensic Issues	1.67%	3
Foster Families	3.33%	6
Gender Related Issues	6.11%	11
Geriatrics/Aging	13.33%	24
Grief/Loss	49.44%	89
Impulse-Control/Conduct Disorders	9.44%	17
Learning Disabilities	6.11%	11
Learning Disorders	5.00%	9
LGBT Issues	10.00%	18
Licensee/Intern- Ethics	4.44%	8
Marital/Couple Issues	51.67%	93
Mediation/ Divorce	3.89%	7
Mediation/Child Custody	3.33%	6
Military Families	8.33%	15
Military/ Active Duty	3.89%	7
Military/Veterans	4.44%	8
Organizational Issues	5.56%	10
Pain Management	6.11%	11
Parent-Child Issues	25.56%	46
Parenting/Co-Parenting	25.00%	45
Personality Disorders	10.56%	19
Physical Disabilities	2.78%	5
Physical Trauma	6.67%	12
Primary Prevention	1.11%	2
Probation Related	2.78%	5
Psychoses	2.78%	5
Retirement	6.67%	12
School Adjustment Problems	9.44%	17
Self-Esteem/Personal Growth	32.78%	59
Serious Emotional Disturbances (SED) Of Children	3.89%	7
Sexual Dysfunction	6.67%	12
Situational Anxiety/Phobias	19.44%	35
Sleep Disorders	3.89%	7
Social Adjustment Problems	17.78%	32
Somatic Disorders	7.22%	13
Step-Parenting	11.11%	20
Substance Use Disorders	18.89%	34
Suicidality	15.56%	28
Trauma and Stressor-Related Disorders	38.33%	69
Unemployment	4.44%	8
Victims of Crime	11.11%	20
Other (please specify)	3.89%	7

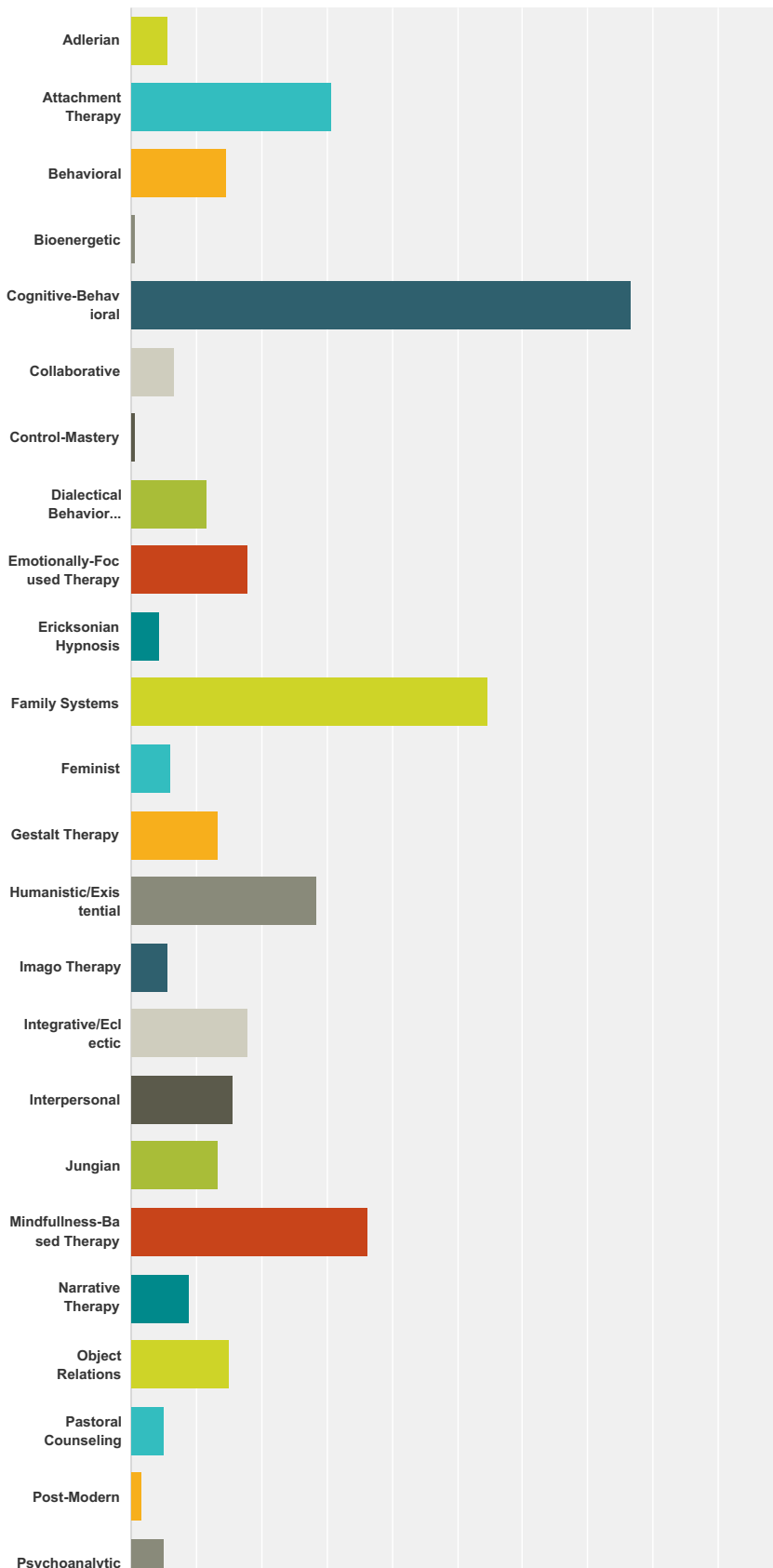
Demographic Survey - Clinical

Total Respondents: 180

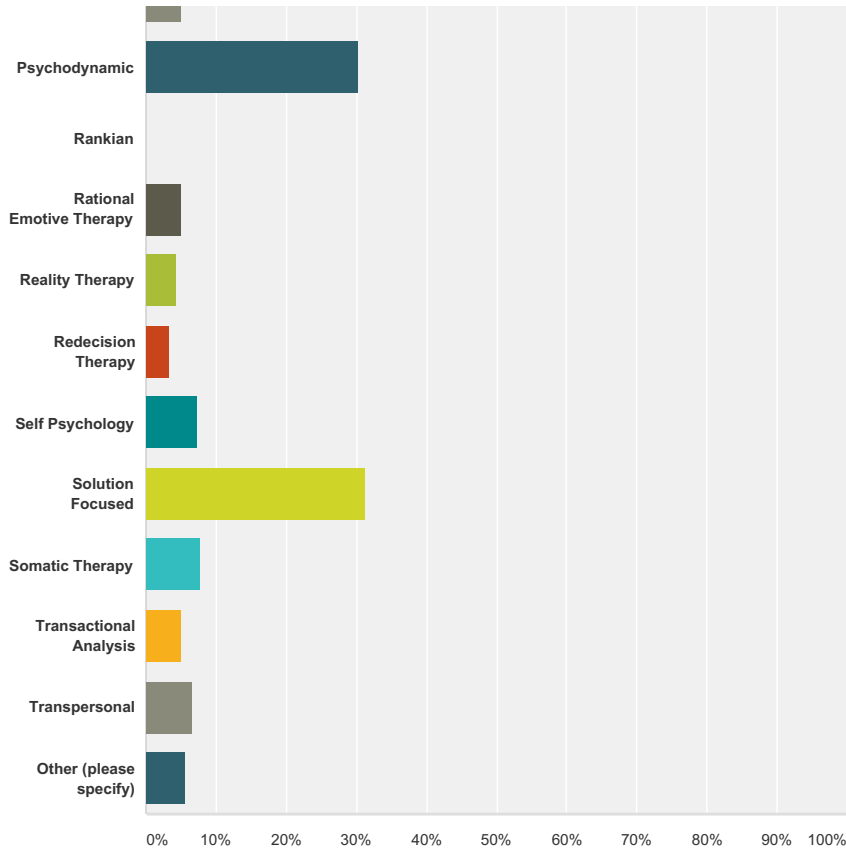
#	Other (please specify)	Date
1	Postpartum Depression	2/5/2015 6:47 AM
2	existential issues.	2/4/2015 12:03 PM
3	death	1/16/2015 3:44 PM
4	Sexual assault	1/15/2015 10:11 PM
5	Christian counseling	1/15/2015 5:44 PM
6	I work as Jungian Analyst	1/15/2015 4:08 PM
7	developmental disabilities	1/15/2015 3:40 PM

Q49 Which of the following best describe your theoretical orientation? (Check all that apply)

Answered: 179 Skipped: 1



Demographic Survey - Clinical



Answer Choices	Responses
Adlerian	5.59% 10
Attachment Therapy	30.73% 55
Behavioral	14.53% 26
Bioenergetic	0.56% 1
Cognitive-Behavioral	76.54% 137
Collaborative	6.70% 12
Control-Mastery	0.56% 1
Dialectical Behavior Therapy (DBT)	11.73% 21
Emotionally-Focused Therapy	17.88% 32
Ericksonian Hypnosis	4.47% 8
Family Systems	54.75% 98
Feminist	6.15% 11
Gestalt Therapy	13.41% 24
Humanistic/Existential	28.49% 51
Imago Therapy	5.59% 10
Integrative/Eclectic	17.88% 32
Interpersonal	15.64% 28
Jungian	13.41% 24
Mindfulness-Based Therapy	36.31% 65
Narrative Therapy	8.94% 16
Object Relations	15.08% 27

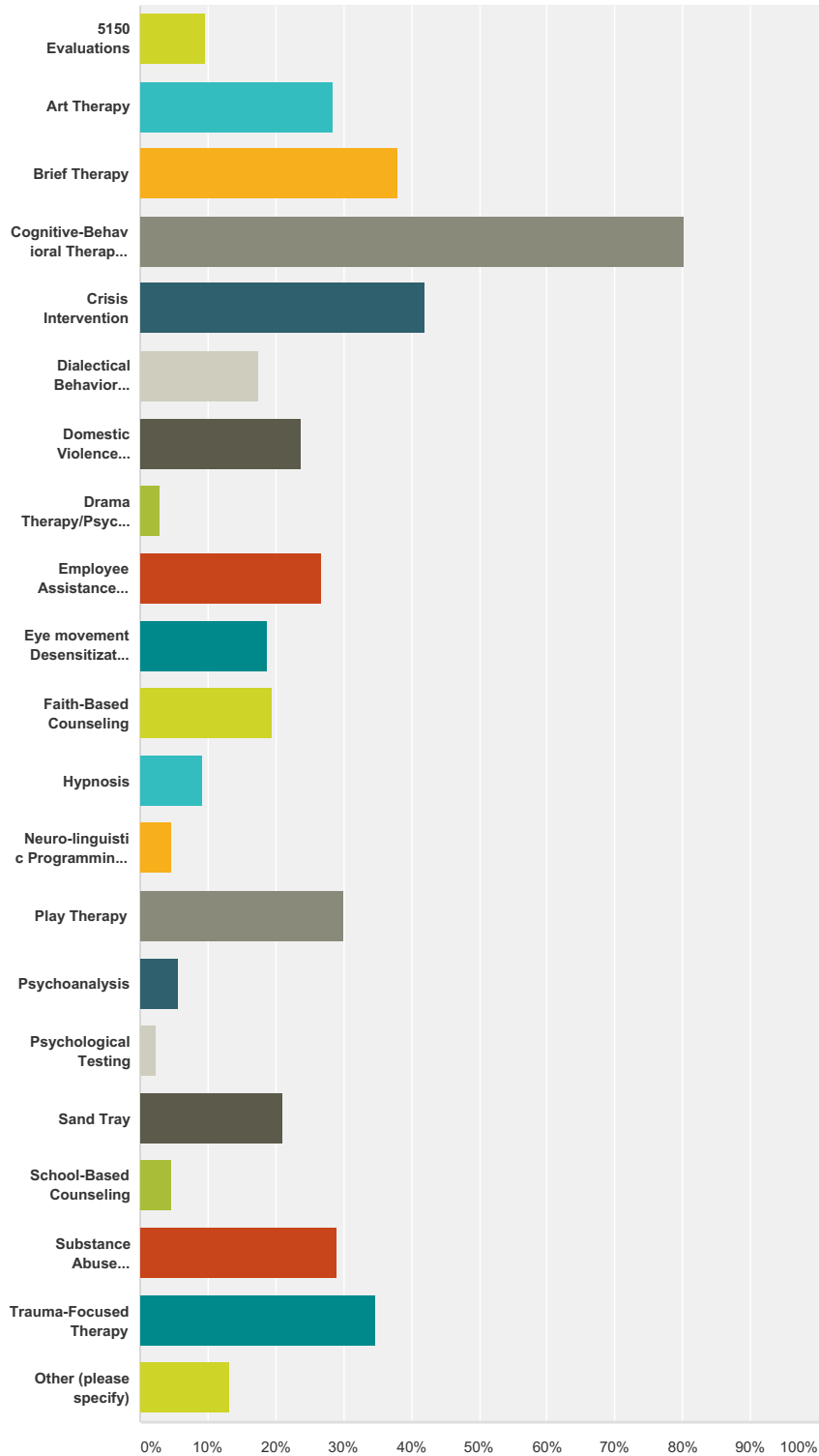
Demographic Survey - Clinical

Pastoral Counseling	5.03%	9
Post-Modern	1.68%	3
Psychoanalytic	5.03%	9
Psychodynamic	30.17%	54
Rankian	0.00%	0
Rational Emotive Therapy	5.03%	9
Reality Therapy	4.47%	8
Redecision Therapy	3.35%	6
Self Psychology	7.26%	13
Solution Focused	31.28%	56
Somatic Therapy	7.82%	14
Transactional Analysis	5.03%	9
Transpersonal	6.70%	12
Other (please specify)	5.59%	10
Total Respondents: 179		

#	Other (please specify)	Date
1	Art and Play therapy	2/4/2015 8:23 PM
2	Motivational Interviewing	1/25/2015 4:22 PM
3	Bowenian	1/22/2015 9:33 AM
4	play therapy for children	1/17/2015 1:28 PM
5	Expressive Arts	1/16/2015 5:16 PM
6	(IPNB) Interpersonal Neurobiology	1/15/2015 10:47 PM
7	Contemporary Psychoanalysis	1/15/2015 9:45 PM
8	Energy Psychology EFT	1/15/2015 8:04 PM
9	Psychobiological Approach to Couples Therapy (PACT)	1/15/2015 5:57 PM
10	Emotional Transformation Therapy	1/15/2015 5:31 PM

Q50 Which of the following therapeutic modalities, approaches or procedures do you utilize in clinical practice? (Check all that apply)

Answered: 176 Skipped: 4



Answer Choices	Responses
----------------	-----------

Demographic Survey - Clinical

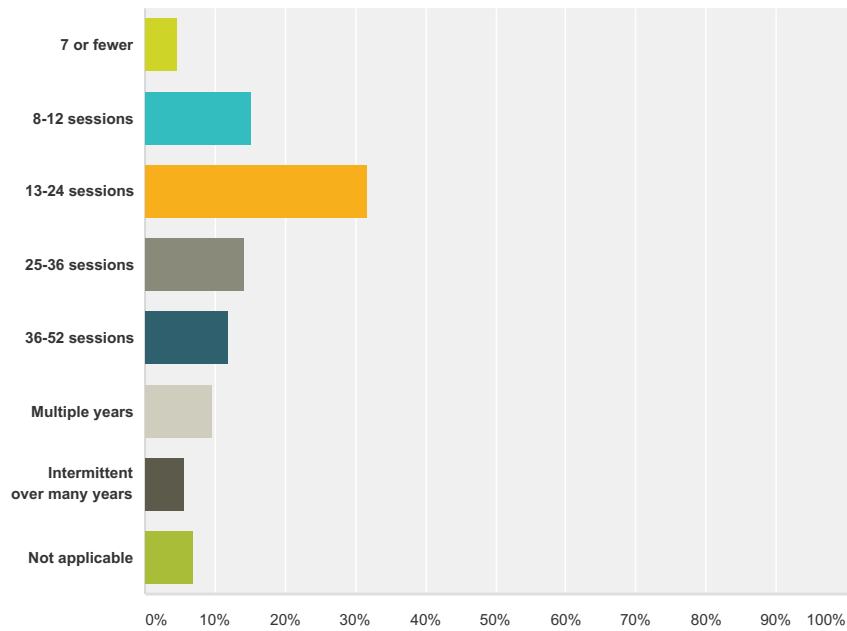
5150 Evaluations	9.66%	17
Art Therapy	28.41%	50
Brief Therapy	38.07%	67
Cognitive-Behavioral Therapy (CBT)	80.11%	141
Crisis Intervention	42.05%	74
Dialectical Behavior Therapy (DBT)	17.61%	31
Domestic Violence Counseling	23.86%	42
Drama Therapy/Psychodrama	2.84%	5
Employee Assistance Counseling (EAP)	26.70%	47
Eye movement Desensitization and Reprocessing (EMDR)	18.75%	33
Faith-Based Counseling	19.32%	34
Hypnosis	9.09%	16
Neuro-linguistic Programming (NLP)	4.55%	8
Play Therapy	30.11%	53
Psychoanalysis	5.68%	10
Psychological Testing	2.27%	4
Sand Tray	21.02%	37
School-Based Counseling	4.55%	8
Substance Abuse Counseling	28.98%	51
Trauma-Focused Therapy	34.66%	61
Other (please specify)	13.07%	23
Total Respondents: 176		

#	Other (please specify)	Date
1	EMDR; Emotionally Focused Couples Therapy	2/7/2015 12:18 PM
2	Somatic Experiencing	2/6/2015 11:44 AM
3	tapping.	2/4/2015 12:04 PM
4	Developmental Model of Couples Therapy (Bader/Pearson)	2/4/2015 11:43 AM
5	Somatic Experiencing Therapy	2/4/2015 10:06 AM
6	sex therapy	2/4/2015 9:47 AM
7	MMSE, Psych Eval for IP admission	1/19/2015 8:43 AM
8	Theraplay	1/17/2015 12:04 PM
9	Mindfulness Practices	1/17/2015 8:59 AM
10	Mindfulness based	1/16/2015 5:09 PM
11	grief counseling	1/16/2015 3:46 PM
12	IPNB Interpersonal Neurobiology	1/15/2015 10:47 PM
13	IFS (intra family therapy)	1/15/2015 10:14 PM
14	ABA	1/15/2015 9:45 PM
15	EFT acupressure tapping	1/15/2015 8:04 PM
16	EFT, Family Systems, Psychodynamic, Jungian	1/15/2015 6:22 PM
17	Psychobiological Approach to Couples Therapy (PACT)	1/15/2015 5:57 PM
18	ETT - Neurological Psychotherapy	1/15/2015 5:31 PM
19	depends on the situation I checked those I have also used in the past	1/15/2015 4:41 PM
20	Jungian analyst	1/15/2015 4:09 PM
21	PCIT	1/15/2015 3:43 PM
22	MBSR	1/15/2015 3:34 PM
23	LI	1/15/2015 3:08 PM

Demographic Survey - Clinical

Q51 On average, what is the number of times you see a client before concluding treatment?

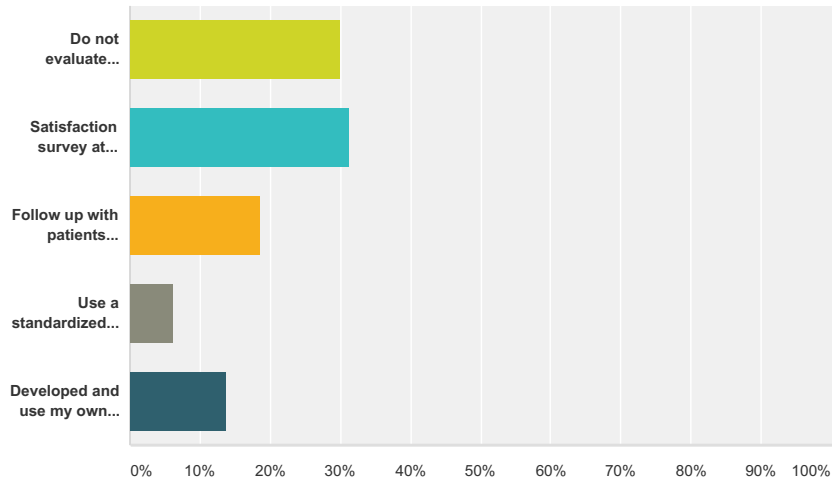
Answered: 176 Skipped: 4



Answer Choices	Responses
7 or fewer	4.55% 8
8-12 sessions	15.34% 27
13-24 sessions	31.82% 56
25-36 sessions	14.20% 25
36-52 sessions	11.93% 21
Multiple years	9.66% 17
Intermittent over many years	5.68% 10
Not applicable	6.82% 12
Total	176

Q52 What means do you use to determine whether treatment is successful?

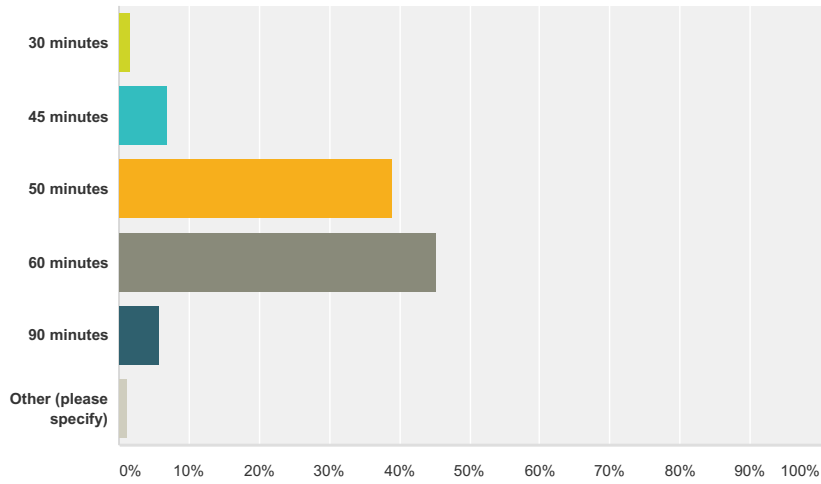
Answered: 173 Skipped: 7



Answer Choices	Responses	
Do not evaluate outcomes	30.06%	52
Satisfaction survey at conclusion of treatment/Termination interview	31.21%	54
Follow up with patients following treatment	18.50%	32
Use a standardized outcomes instrument	6.36%	11
Developed and use my own outcomes instrument	13.87%	24
Total		173

Q53 What is the average length of a session with a client?

Answered: 174 Skipped: 6

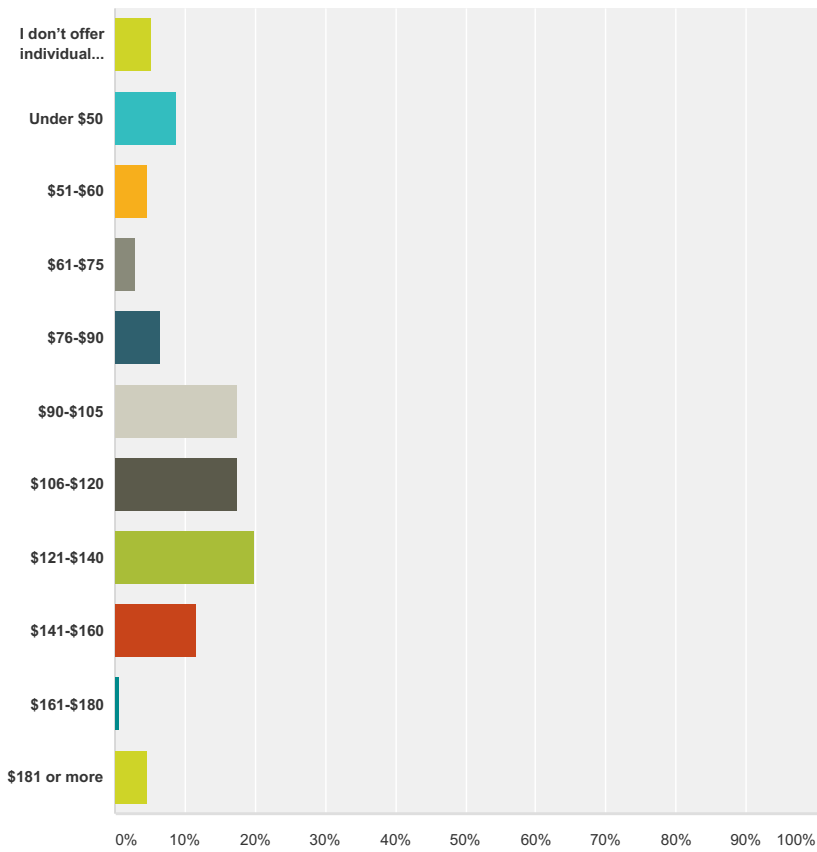


Answer Choices	Responses
30 minutes	1.72% 3
45 minutes	6.90% 12
50 minutes	39.08% 68
60 minutes	45.40% 79
90 minutes	5.75% 10
Other (please specify)	1.15% 2
Total	174

#	Other (please specify)	Date
1	15	1/19/2015 8:46 AM
2	200	1/15/2015 4:06 PM

Q54 What is the usual and customary fee CHARGED by you or your employer for an hour of individual psychotherapy?

Answered: 171 Skipped: 9

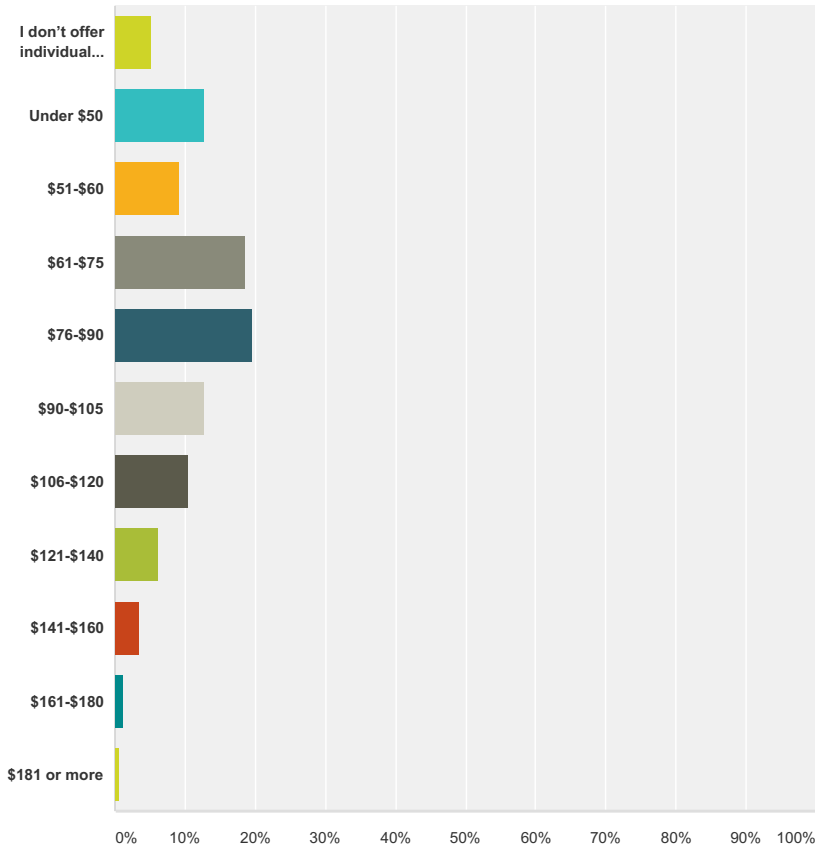


Answer Choices	Responses
I don't offer individual psychotherapy	5.26% 9
Under \$50	8.77% 15
\$51-\$60	4.68% 8
\$61-\$75	2.92% 5
\$76-\$90	6.43% 11
\$90-\$105	17.54% 30
\$106-\$120	17.54% 30
\$121-\$140	19.88% 34
\$141-\$160	11.70% 20
\$161-\$180	0.58% 1
\$181 or more	4.68% 8
Total	171

Demographic Survey - Clinical

Q55 What is the actual average fee PAID for an hour of individual psychotherapy (Taking into account discounted fees or sliding fee scales.)

Answered: 173 Skipped: 7

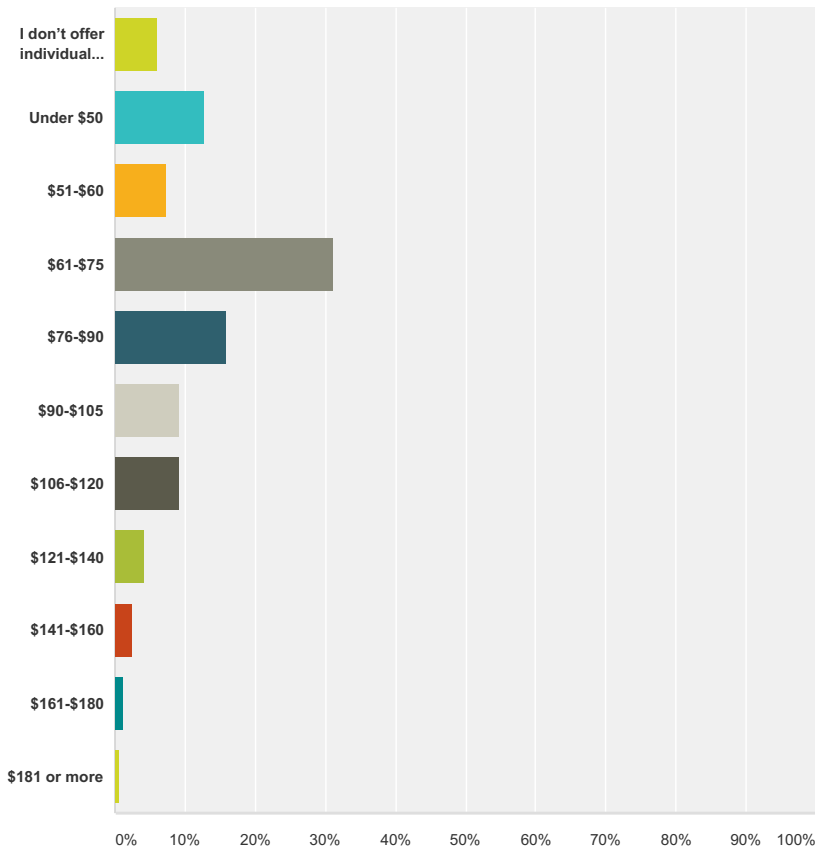


Answer Choices	Responses	Count
I don't offer individual psychotherapy	5.20%	9
Under \$50	12.72%	22
\$51-\$60	9.25%	16
\$61-\$75	18.50%	32
\$76-\$90	19.65%	34
\$90-\$105	12.72%	22
\$106-\$120	10.40%	18
\$121-\$140	6.36%	11
\$141-\$160	3.47%	6
\$161-\$180	1.16%	2
\$181 or more	0.58%	1
Total		173

Demographic Survey - Clinical

Q56 What is the actual average fee PAID for an hour of individual psychotherapy (Taking into account managed care reimbursement rates.)

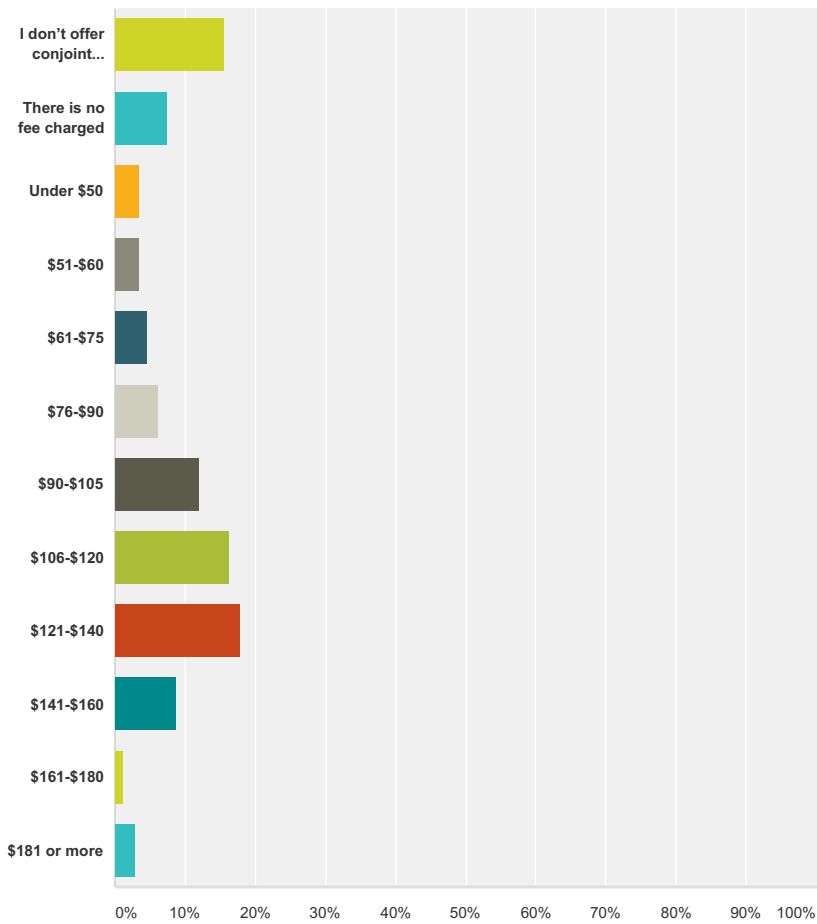
Answered: 164 Skipped: 16



Answer Choices	Responses	Count
I don't offer individual psychotherapy	6.10%	10
Under \$50	12.80%	21
\$51-\$60	7.32%	12
\$61-\$75	31.10%	51
\$76-\$90	15.85%	26
\$90-\$105	9.15%	15
\$106-\$120	9.15%	15
\$121-\$140	4.27%	7
\$141-\$160	2.44%	4
\$161-\$180	1.22%	2
\$181 or more	0.61%	1
Total		164

Q57 What is the usual and customary fee charged by you or your employer for an hour of conjoint therapy?

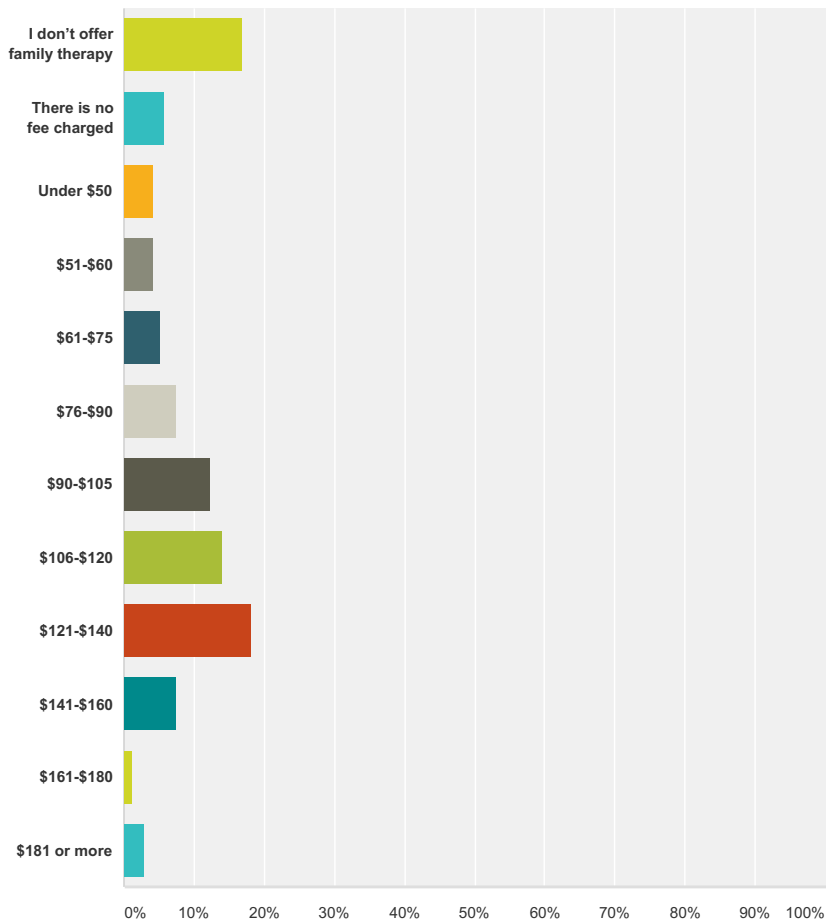
Answered: 173 Skipped: 7



Answer Choices	Responses	
I don't offer conjoint therapy	15.61%	27
There is no fee charged	7.51%	13
Under \$50	3.47%	6
\$51-\$60	3.47%	6
\$61-\$75	4.62%	8
\$76-\$90	6.36%	11
\$90-\$105	12.14%	21
\$106-\$120	16.18%	28
\$121-\$140	17.92%	31
\$141-\$160	8.67%	15
\$161-\$180	1.16%	2
\$181 or more	2.89%	5
Total		173

Q58 What is the usual and customary fee charged by you or your employer for an hour of family therapy?

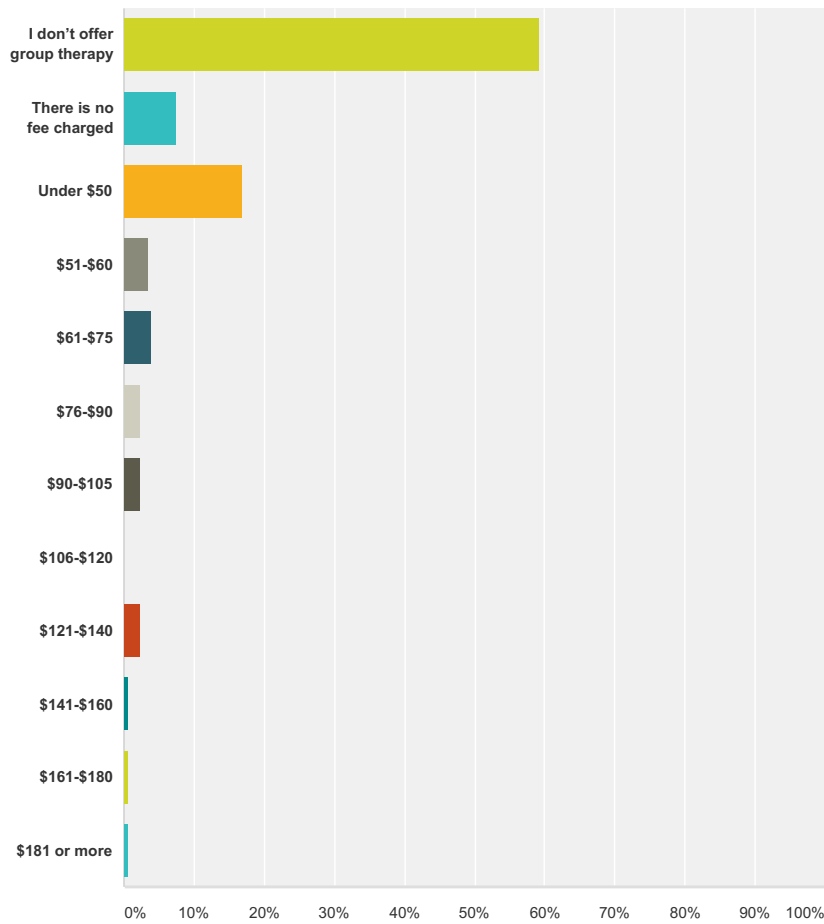
Answered: 171 Skipped: 9



Answer Choices	Responses
I don't offer family therapy	16.96% 29
There is no fee charged	5.85% 10
Under \$50	4.09% 7
\$51-\$60	4.09% 7
\$61-\$75	5.26% 9
\$76-\$90	7.60% 13
\$90-\$105	12.28% 21
\$106-\$120	14.04% 24
\$121-\$140	18.13% 31
\$141-\$160	7.60% 13
\$161-\$180	1.17% 2
\$181 or more	2.92% 5
Total	171

Q59 What is the usual and customary fee charged by you or your employer for an hour of group therapy?

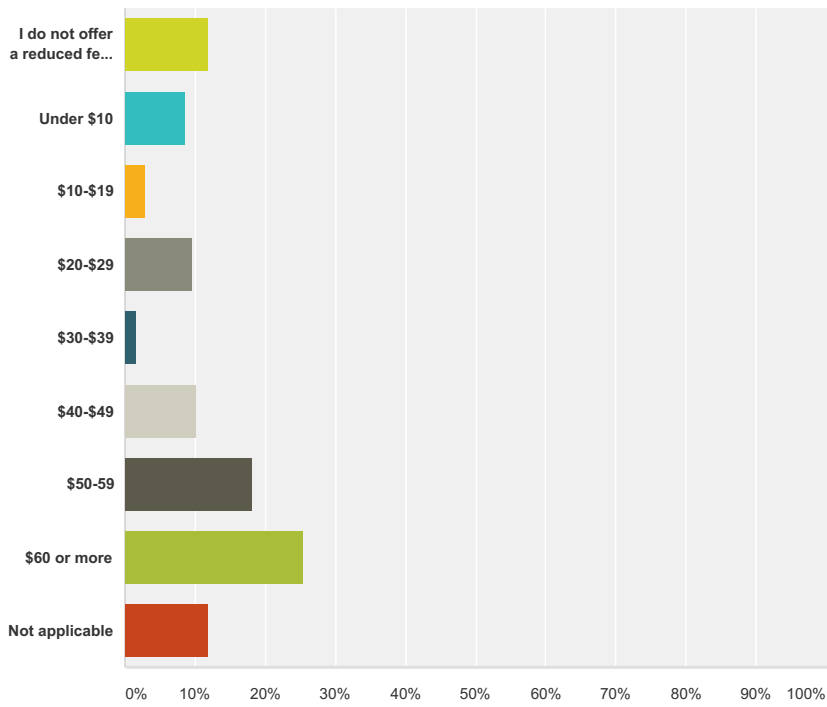
Answered: 172 Skipped: 8



Answer Choices	Responses	
I don't offer group therapy	59.30%	102
There is no fee charged	7.56%	13
Under \$50	16.86%	29
\$51-\$60	3.49%	6
\$61-\$75	4.07%	7
\$76-\$90	2.33%	4
\$90-\$105	2.33%	4
\$106-\$120	0.00%	0
\$121-\$140	2.33%	4
\$141-\$160	0.58%	1
\$161-\$180	0.58%	1
\$181 or more	0.58%	1
Total		172

Q60 If you or your employer charge according to a sliding fee scale, what is the lowest fee charged?

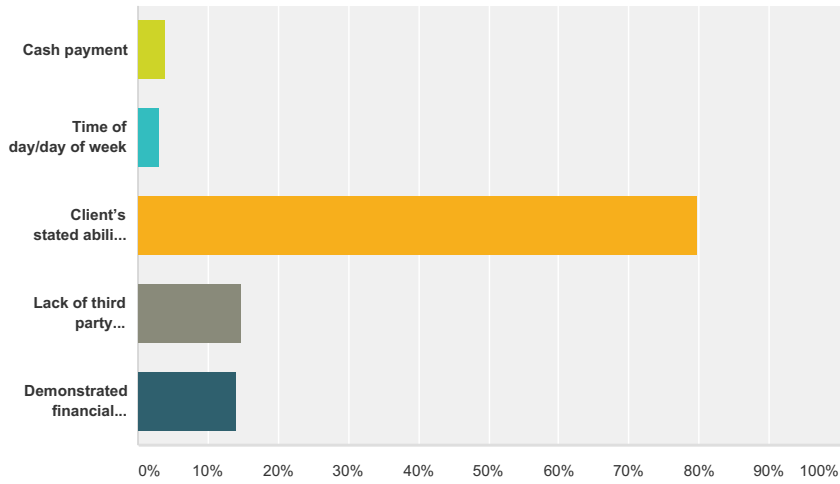
Answered: 177 Skipped: 3



Answer Choices	Responses	
I do not offer a reduced fee or sliding scale	11.86%	21
Under \$10	8.47%	15
\$10-\$19	2.82%	5
\$20-\$29	9.60%	17
\$30-\$39	1.69%	3
\$40-\$49	10.17%	18
\$50-\$59	18.08%	32
\$60 or more	25.42%	45
Not applicable	11.86%	21
Total		177

Q61 How is your reduced fee or sliding scale determined?

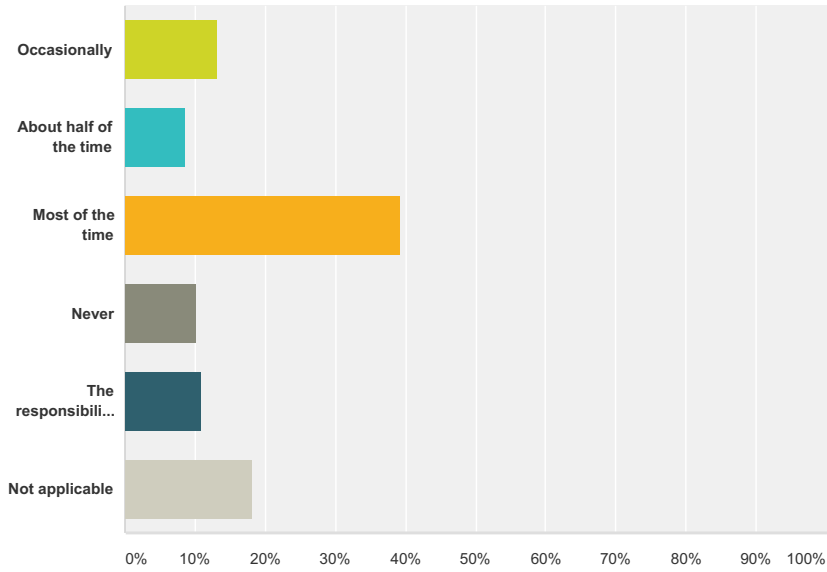
Answered: 129 Skipped: 51



Answer Choices	Responses
Cash payment	3.88% 5
Time of day/day of week	3.10% 4
Client's stated ability to pay with no verification	79.84% 103
Lack of third party reimbursement	14.73% 19
Demonstrated financial hardship, such as a tax return, etc.	13.95% 18
Total Respondents: 129	

Q62 How often are you or your employer partially or fully reimbursed by a third-party payer (e.g., an insurance plan, Medi-Cal, Victims of Crime, etc.)?

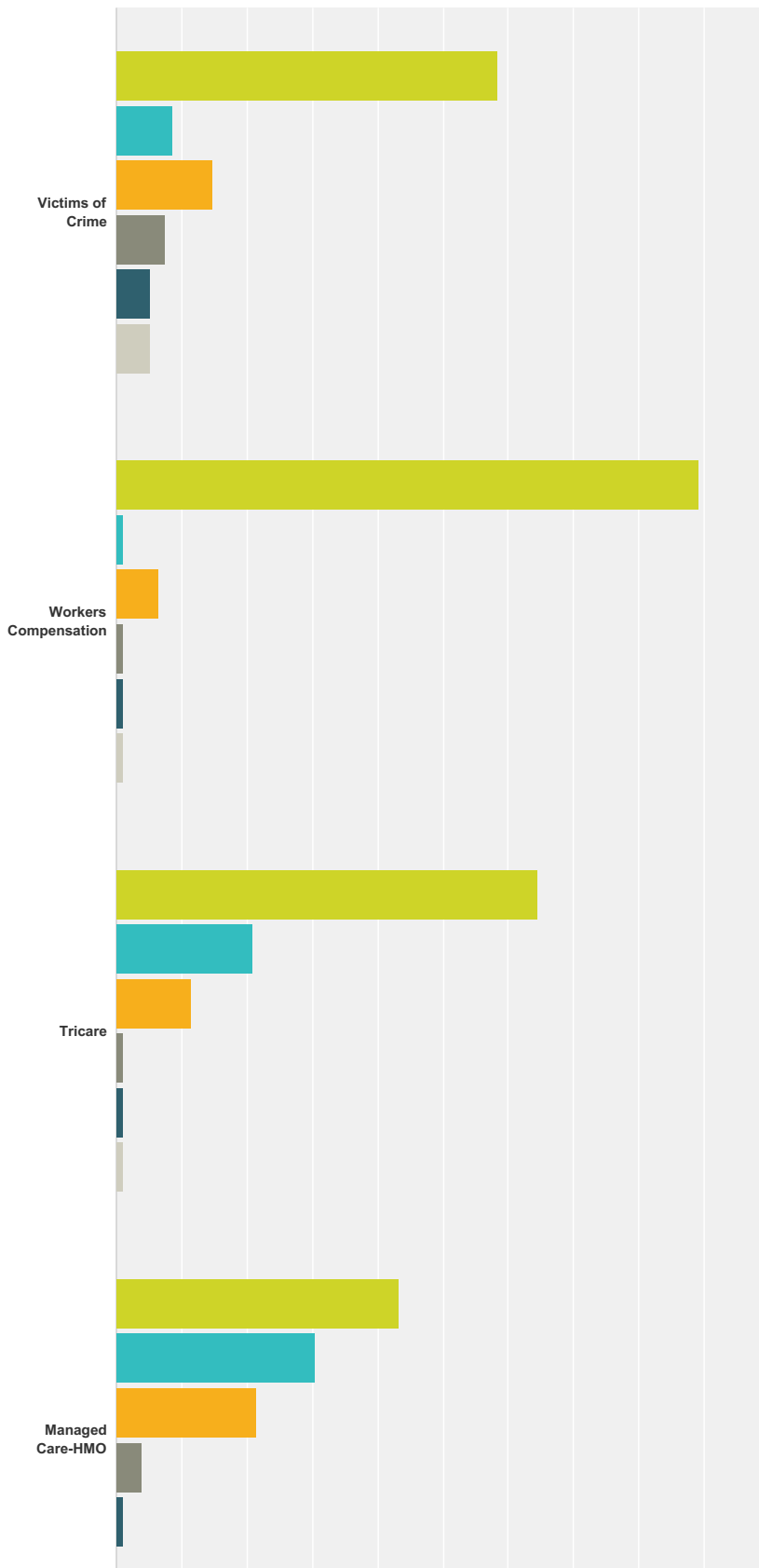
Answered: 176 Skipped: 4



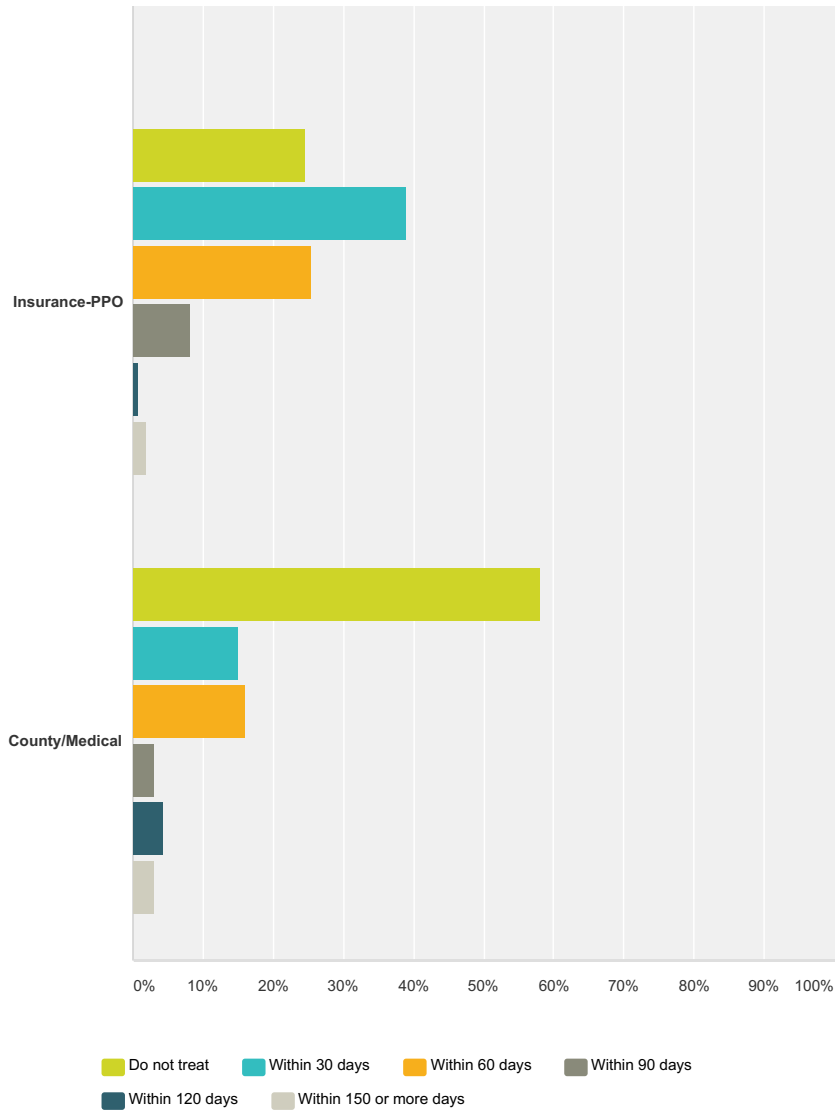
Answer Choices	Responses
Occasionally	13.07% 23
About half of the time	8.52% 15
Most of the time	39.20% 69
Never	10.23% 18
The responsibility of insurance claims is handled by the patient	10.80% 19
Not applicable	18.18% 32
Total	176

Q63 What is the average length of time you or your employer must wait following initial billing before you are reimbursed?

Answered: 117 Skipped: 63



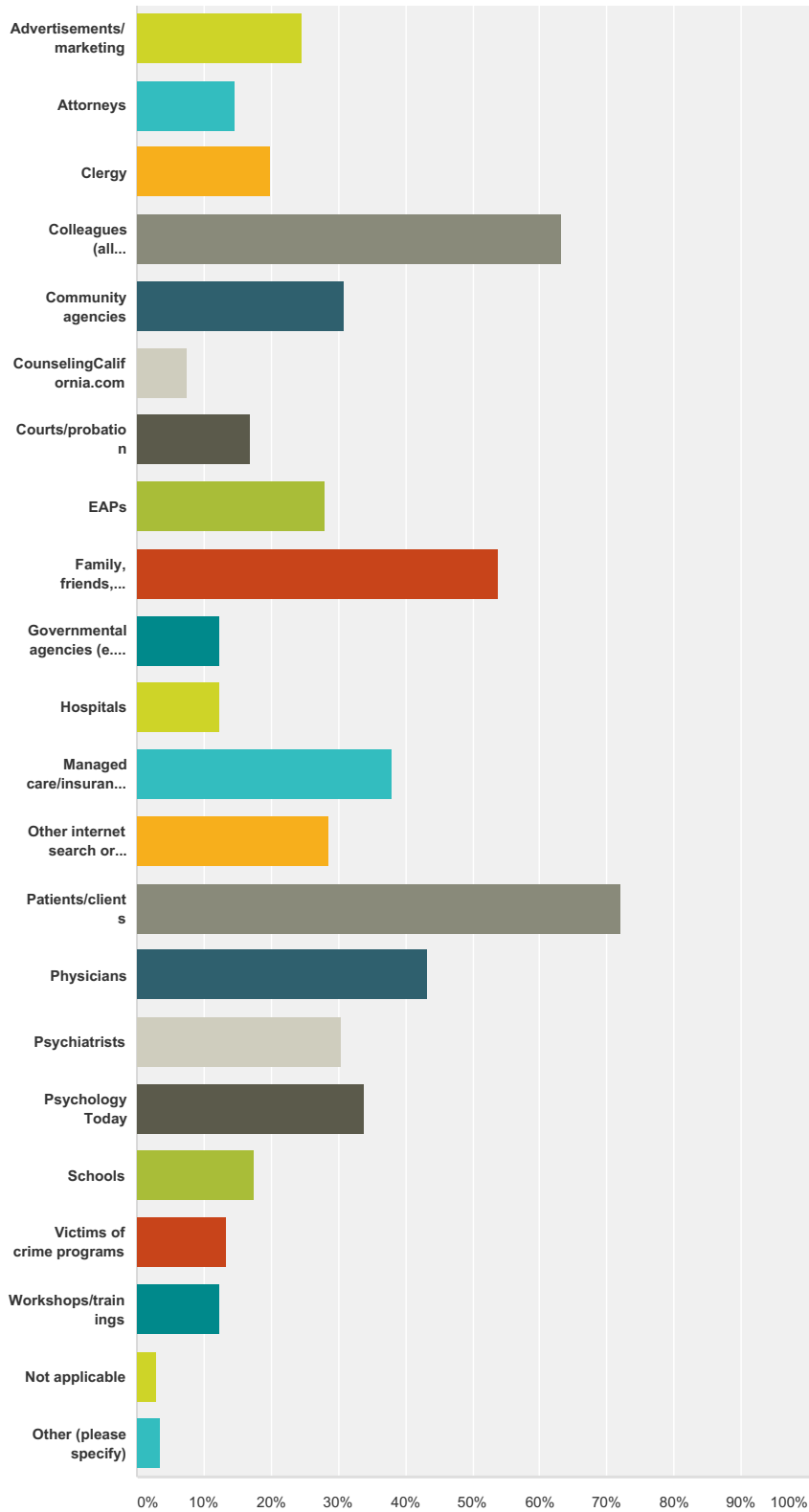
Demographic Survey - Clinical



	Do not treat	Within 30 days	Within 60 days	Within 90 days	Within 120 days	Within 150 or more days	Total
Victims of Crime	58.51% 55	8.51% 8	14.89% 14	7.45% 7	5.32% 5	5.32% 5	94
Workers Compensation	89.13% 82	1.09% 1	6.52% 6	1.09% 1	1.09% 1	1.09% 1	92
Tricare	64.58% 62	20.83% 20	11.46% 11	1.04% 1	1.04% 1	1.04% 1	96
Managed Care-HMO	43.14% 44	30.39% 31	21.57% 22	3.92% 4	0.98% 1	0.00% 0	102
Insurance-PPO	24.55% 27	39.09% 43	25.45% 28	8.18% 9	0.91% 1	1.82% 2	110
County/Medical	58.06% 54	15.05% 14	16.13% 15	3.23% 3	4.30% 4	3.23% 3	93

Q64 What is your source for patient referrals? (Check all that apply)

Answered: 171 Skipped: 9



Answer Choices	Responses
----------------	-----------

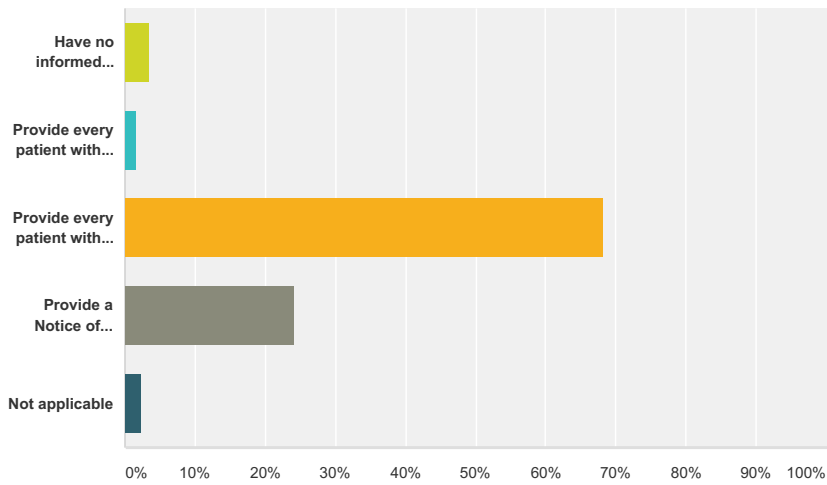
Demographic Survey - Clinical

Advertisements/marketing	24.56%	42
Attorneys	14.62%	25
Clergy	19.88%	34
Colleagues (all disciplines)	63.16%	108
Community agencies	30.99%	53
CounselingCalifornia.com	7.60%	13
Courts/probation	16.96%	29
EAPs	28.07%	48
Family, friends, neighbors	53.80%	92
Governmental agencies (e.g., CPS, DSS)	12.28%	21
Hospitals	12.28%	21
Managed care/insurance company	38.01%	65
Other internet search or therapist locator	28.65%	49
Patients/clients	71.93%	123
Physicians	43.27%	74
Psychiatrists	30.41%	52
Psychology Today	33.92%	58
Schools	17.54%	30
Victims of crime programs	13.45%	23
Workshops/trainings	12.28%	21
Not applicable	2.92%	5
Other (please specify)	3.51%	6
Total Respondents: 171		

#	Other (please specify)	Date
1	client referral	2/5/2015 6:55 AM
2	County Veteran's Service Office, VA Med Center	2/4/2015 9:32 PM
3	Hospital website	1/19/2015 8:51 AM
4	clients	1/17/2015 10:28 AM
5	Word of mouth	1/15/2015 10:54 PM
6	Police department	1/15/2015 10:19 PM

Q65 Do you and/or your employer provide patients with a written informed consent/disclosure statement?

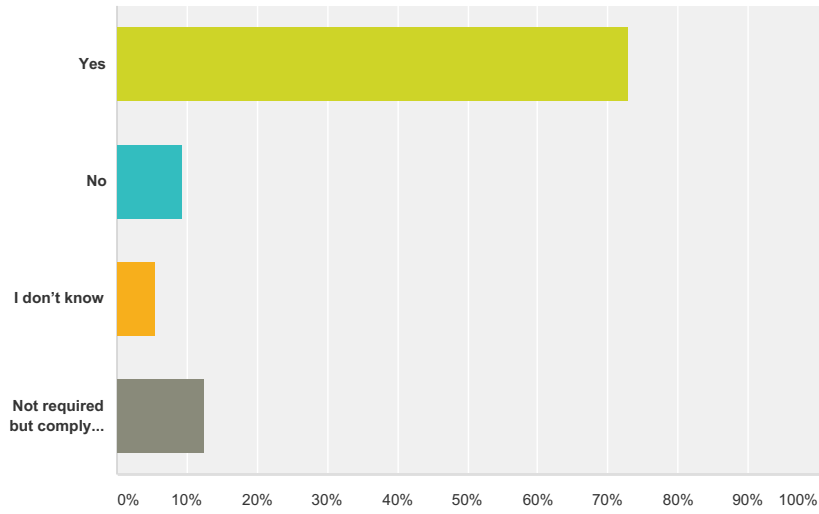
Answered: 170 Skipped: 10



Answer Choices	Responses	
Have no informed consent/disclosure statement	3.53%	6
Provide every patient with a statement, but require no signatures	1.76%	3
Provide every patient with a statement that each patient is required to sign	68.24%	116
Provide a Notice of Privacy Practices pursuant to HIPAA	24.12%	41
Not applicable	2.35%	4
Total		170

Q66 Are you required to be HIPAA compliant?

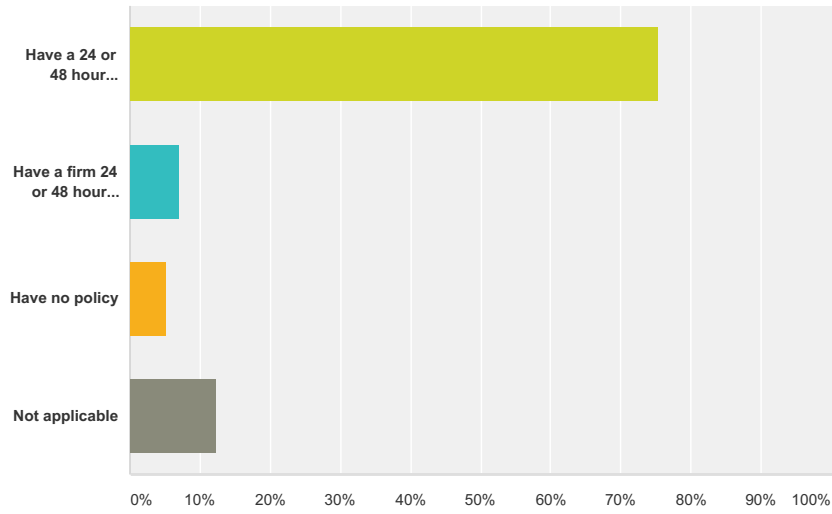
Answered: 169 Skipped: 11



Answer Choices	Responses
Yes	72.78% 123
No	9.47% 16
I don't know	5.33% 9
Not required but comply anyway	12.43% 21
Total	169

Q67 Do you and/or your employer have a written policy for no-show/cancellations?

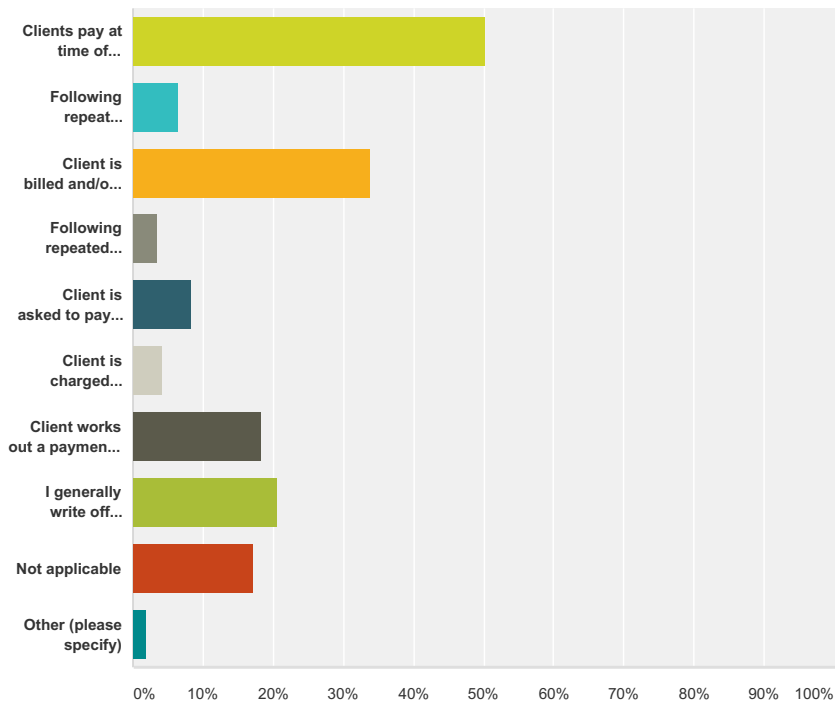
Answered: 170 Skipped: 10



Answer Choices	Responses	
Have a 24 or 48 hour cancellation policy, but exercise discretion in enforcement	75.29%	128
Have a firm 24 or 48 hour cancellation policy with no discretion	7.06%	12
Have no policy	5.29%	9
Not applicable	12.35%	21
Total		170

Q68 Which of the following is used by you and/or your employer for clients who do not pay bills timely: (Check all that apply)

Answered: 169 Skipped: 11

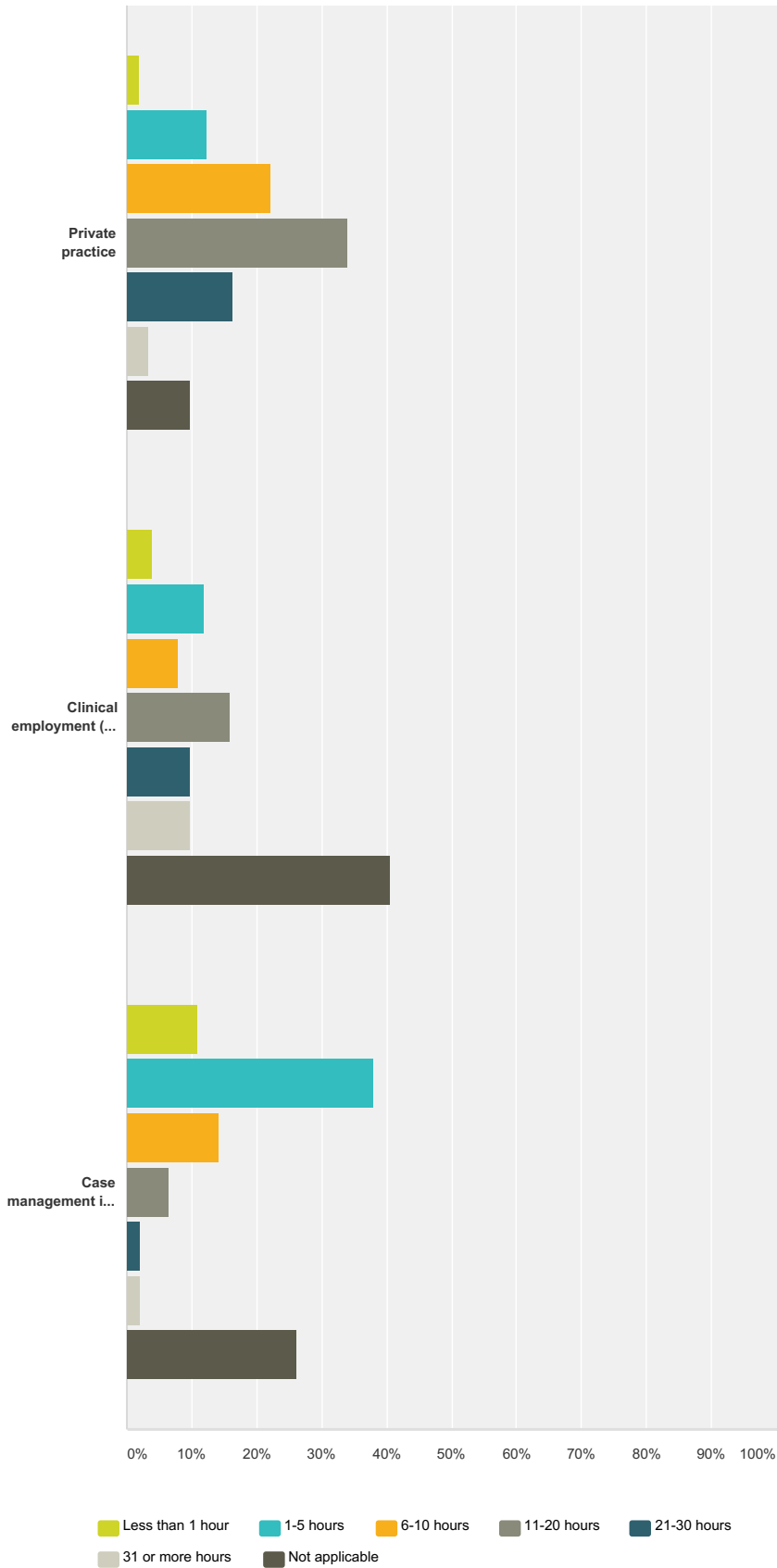


Answer Choices	Responses
Clients pay at time of treatment only	50.30% 85
Following repeat billings, balance is turned over to a collection agency	6.51% 11
Client is billed and/or receives letter(s) requesting payment	33.73% 57
Following repeated billings, small claims court action is pursued	3.55% 6
Client is asked to pay balance by charging to a credit card	8.28% 14
Client is charged interest on aging balance	4.14% 7
Client works out a payment plan to pay off balance	18.34% 31
I generally write off unpaid balance	20.71% 35
Not applicable	17.16% 29
Other (please specify)	1.78% 3
Total Respondents: 169	

#	Other (please specify)	Date
1	Very rarely happens	1/17/2015 10:28 AM
2	Non-payment could stall custody evaluation process.	1/15/2015 3:14 PM
3	Clients seem to pay me, even if sometimes late.	1/15/2015 3:13 PM

Q69 What is the average number of hours of therapy you provide per week:

Answered: 167 Skipped: 13



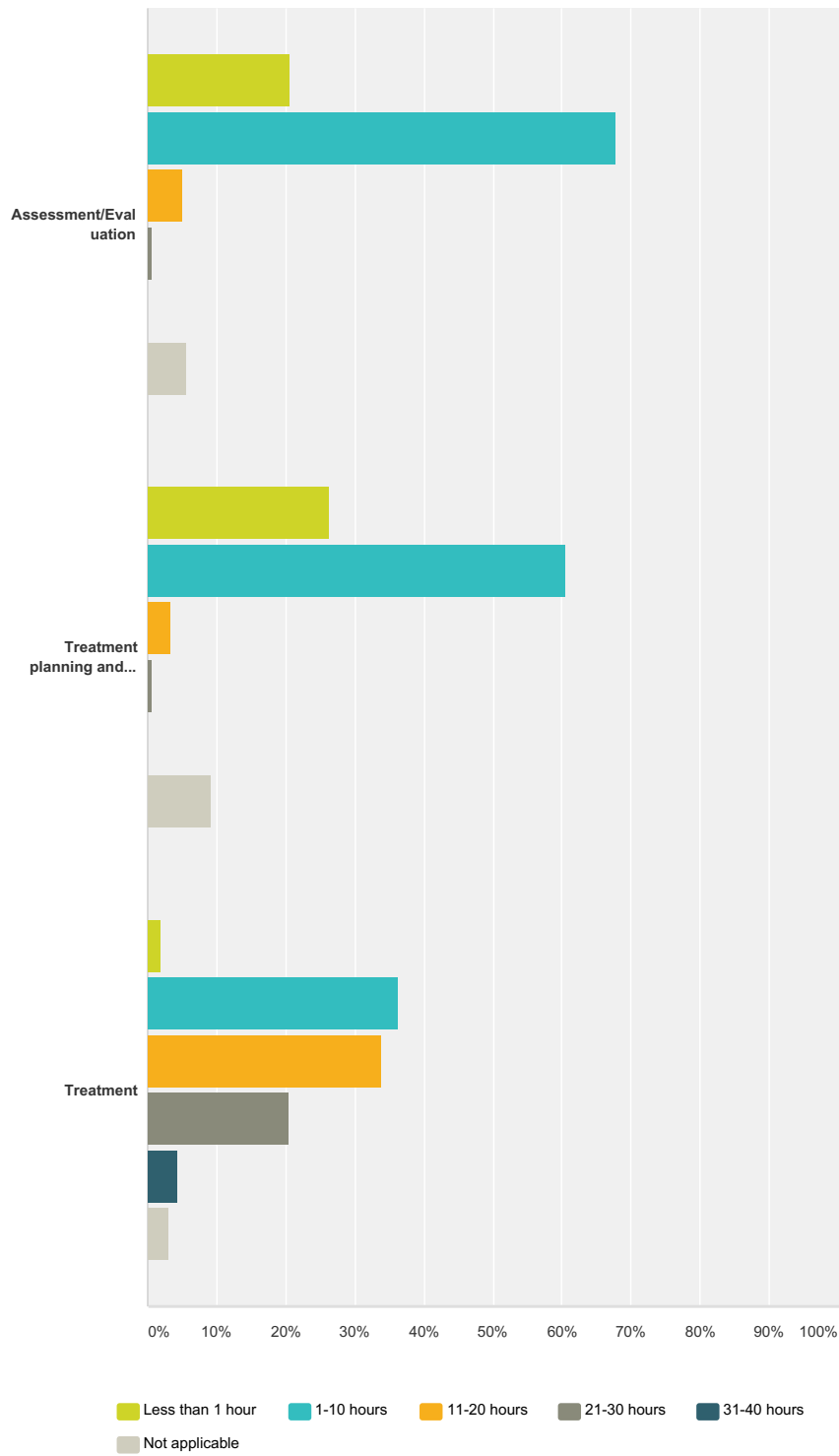
Demographic Survey - Clinical

	Less than 1 hour	1-5 hours	6-10 hours	11-20 hours	21-30 hours	31 or more hours	Not applicable	Total
Private practice	1.96% 3	12.42% 19	22.22% 34	33.99% 52	16.34% 25	3.27% 5	9.80% 15	153
Clinical employment (not private practice)	3.96% 4	11.88% 12	7.92% 8	15.84% 16	9.90% 10	9.90% 10	40.59% 41	101
Case management in both	10.87% 10	38.04% 35	14.13% 13	6.52% 6	2.17% 2	2.17% 2	26.09% 24	92

Demographic Survey - Clinical

Q70 For all direct patient care, indicate the average number of hours spent per week (excluding calls) on each major activity:

Answered: 164 Skipped: 16



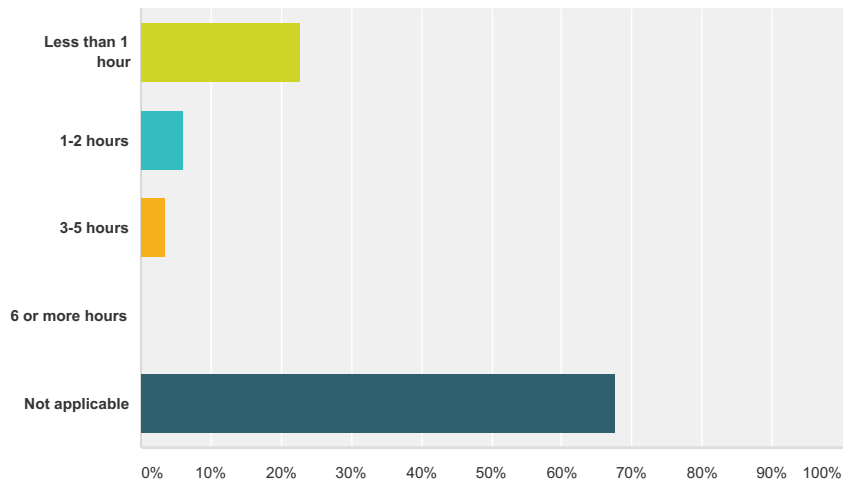
	Less than 1 hour	1-10 hours	11-20 hours	21-30 hours	31-40 hours	Not applicable	Total
Assessment/Evaluation	20.75% 33	67.92% 108	5.03% 8	0.63% 1	0.00% 0	5.66% 9	159
Treatment planning and team consultation	26.32% 40	60.53% 92	3.29% 5	0.66% 1	0.00% 0	9.21% 14	152

Demographic Survey - Clinical

Treatment	1.91% 3	36.31% 57	33.76% 53	20.38% 32	4.46% 7	3.18% 5	157
-----------	------------	--------------	--------------	--------------	------------	------------	-----

Q71 What is the average number of hours per week devoted to administering and evaluation psychological tests?

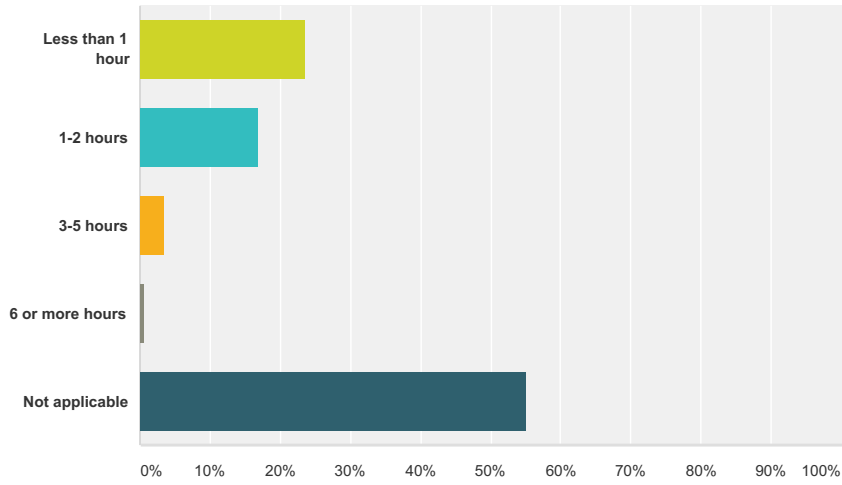
Answered: 167 Skipped: 13



Answer Choices	Responses	
Less than 1 hour	22.75%	38
1-2 hours	5.99%	10
3-5 hours	3.59%	6
6 or more hours	0.00%	0
Not applicable	67.66%	113
Total		167

Q72 What is the average number of hours per week you devote to telehealth services (i.e., therapy by telephone or over the Internet)?

Answered: 165 Skipped: 15

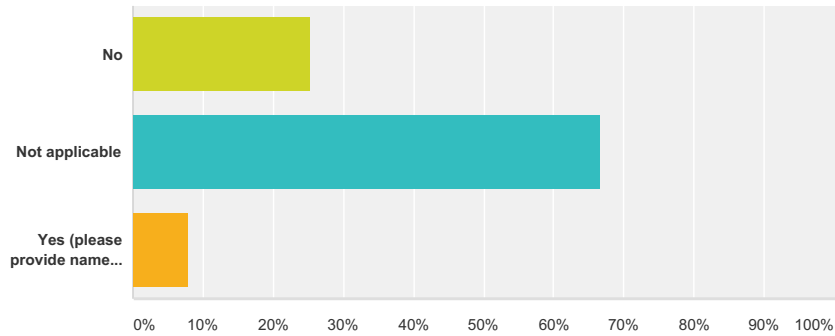


Answer Choices	Responses	
Less than 1 hour	23.64%	39
1-2 hours	16.97%	28
3-5 hours	3.64%	6
6 or more hours	0.61%	1
Not applicable	55.15%	91
Total		165

Demographic Survey - Clinical

Q73 Are you reimbursed for telehealth services?

Answered: 162 Skipped: 18

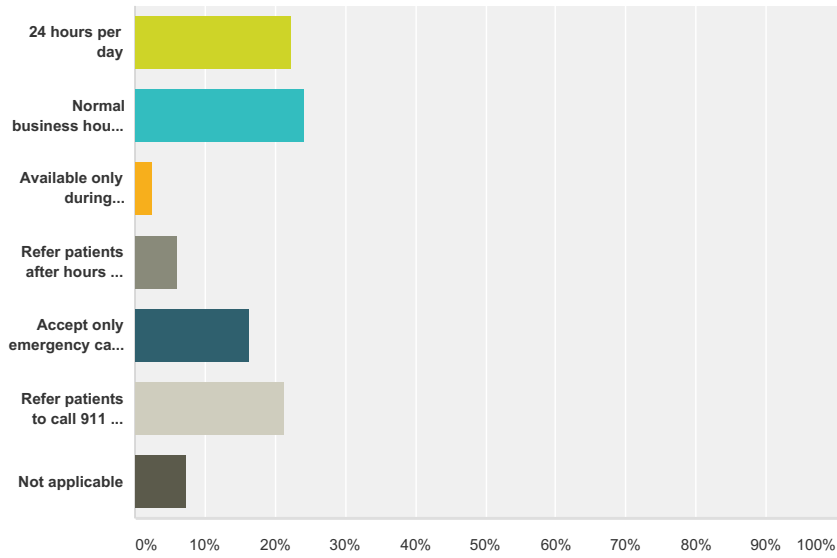


Answer Choices	Responses
No	25.31% 41
Not applicable	66.67% 108
Yes (please provide name of companies that reimburse)	8.02% 13
Total	162

#	Yes (please provide name of companies that reimburse)	Date
1	Client	2/5/2015 4:54 AM
2	Client private pay	2/4/2015 12:06 PM
3	Medi-Cal	1/17/2015 7:56 PM
4	only reimbursed by clients	1/17/2015 1:34 PM
5	Client pays	1/17/2015 10:30 AM
6	private pay only	1/16/2015 6:20 PM
7	Client	1/16/2015 4:40 PM
8	private pay	1/16/2015 9:29 AM
9	private pay	1/16/2015 8:29 AM
10	client....cash only	1/15/2015 6:31 PM
11	Individual clients reimburse for session	1/15/2015 5:55 PM
12	Patient pays	1/15/2015 5:05 PM
13	Private clients	1/15/2015 4:24 PM

Q74 What hours are you on-call or available to patients?

Answered: 165 Skipped: 15

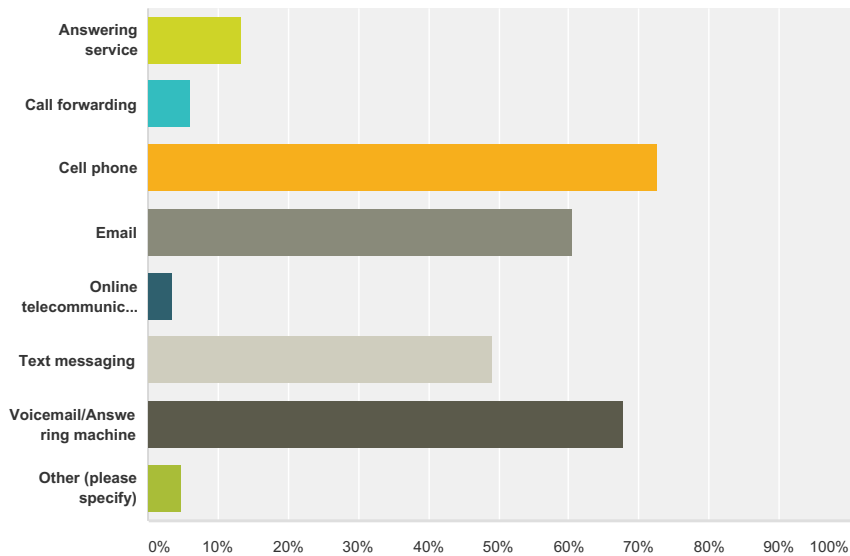


Answer Choices	Responses
24 hours per day	22.42% 37
Normal business hours only	24.24% 40
Available only during appointed hours	2.42% 4
Refer patients after hours to service for emergency calls	6.06% 10
Accept only emergency calls after hours	16.36% 27
Refer patients to call 911 in case of emergency after hours	21.21% 35
Not applicable	7.27% 12
Total	165

Demographic Survey - Clinical

Q75 What means do you use to be accessible to patients? (Check all that apply)

Answered: 165 Skipped: 15



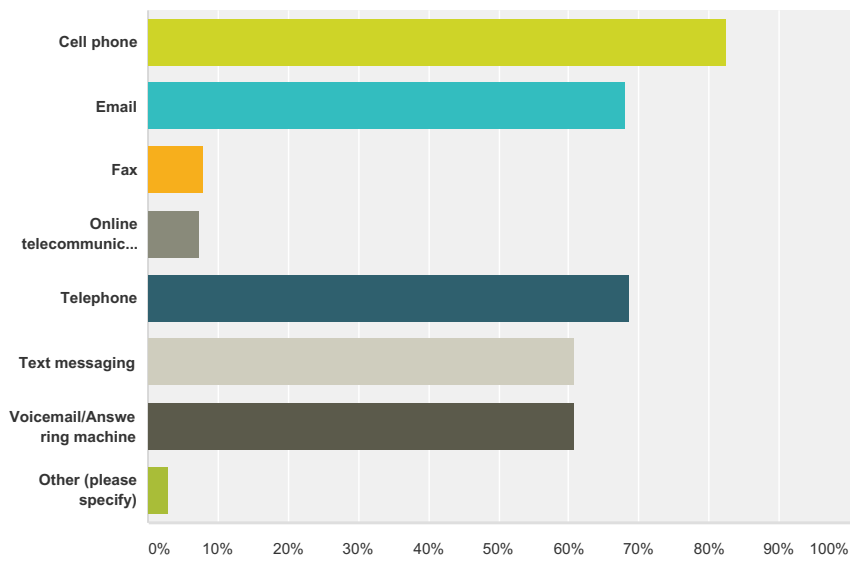
Answer Choices	Responses
Answering service	13.33% 22
Call forwarding	6.06% 10
Cell phone	72.73% 120
Email	60.61% 100
Online telecommunication (e.g., Skype, Facetime)	3.64% 6
Text messaging	49.09% 81
Voicemail/Answering machine	67.88% 112
Other (please specify)	4.85% 8
Total Respondents: 165	

#	Other (please specify)	Date
1	Admin. Asst.	2/6/2015 10:01 AM
2	N/A	2/4/2015 10:39 AM
3	pager	1/19/2015 11:32 AM
4	Do not have patient contact after discharged from E.R.	1/19/2015 8:54 AM
5	County crisis services after hours	1/17/2015 7:56 PM
6	pager	1/15/2015 7:00 PM
7	VSee video conference	1/15/2015 6:31 PM
8	Texting is brief only ...for cancellations, CT late arrival etc.	1/15/2015 4:23 PM

Demographic Survey - Clinical

Q76 What methods do you use to communicate with patients? (Check all that apply)

Answered: 166 Skipped: 14



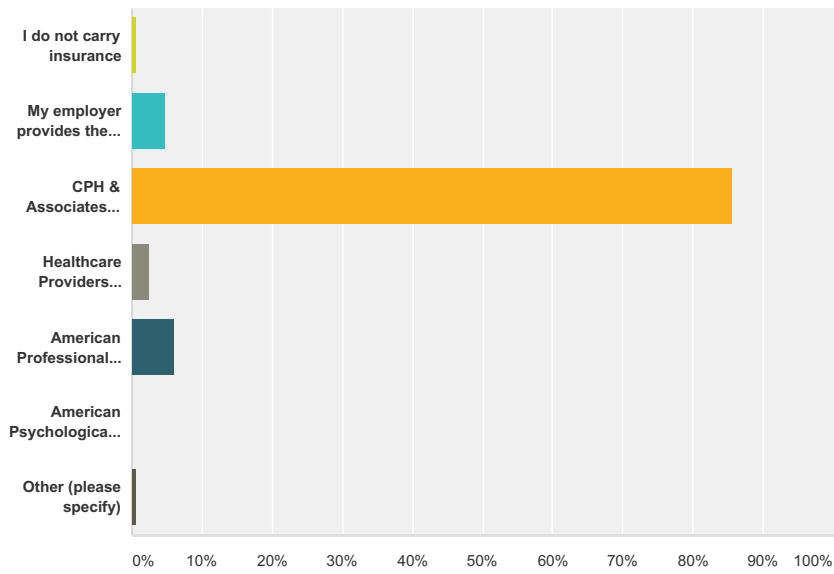
Answer Choices	Responses
Cell phone	82.53% 137
Email	68.07% 113
Fax	7.83% 13
Online telecommunication (e.g., Skype, Facetime)	7.23% 12
Telephone	68.67% 114
Text messaging	60.84% 101
Voicemail/Answering machine	60.84% 101
Other (please specify)	3.01% 5
Total Respondents: 166	

#	Other (please specify)	Date
1	mail	2/4/2015 12:10 PM
2	N/A	2/4/2015 10:39 AM
3	face to face	1/17/2015 7:56 PM
4	VSee	1/15/2015 6:31 PM
5	encrypted email	1/15/2015 5:18 PM

Demographic Survey - Clinical

Q77 Do you carry professional liability (malpractice) insurance, and if so, with whom?

Answered: 166 Skipped: 14



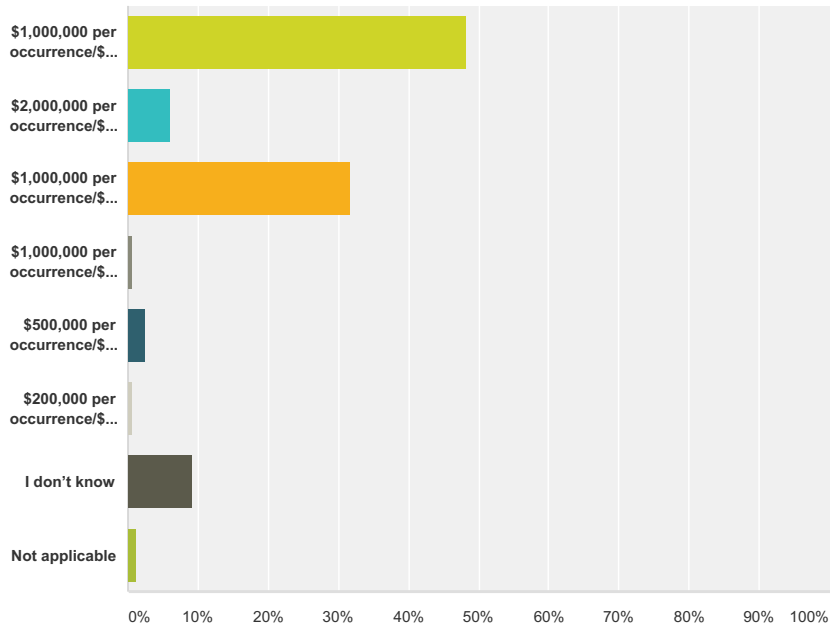
Answer Choices	Responses
I do not carry insurance	0.60% 1
My employer provides the insurance	4.82% 8
CPH & Associates (CAMFT endorsed plan)	85.54% 142
Healthcare Providers Service Organization by CAN	2.41% 4
American Professional Agency	6.02% 10
American Psychological Association Plan	0.00% 0
Other (please specify)	0.60% 1
Total	166

#	Other (please specify)	Date
1	Employer coverage + CPH personal coverage	1/15/2015 4:11 PM

Demographic Survey - Clinical

Q78 What are the limits of your malpractice coverage?

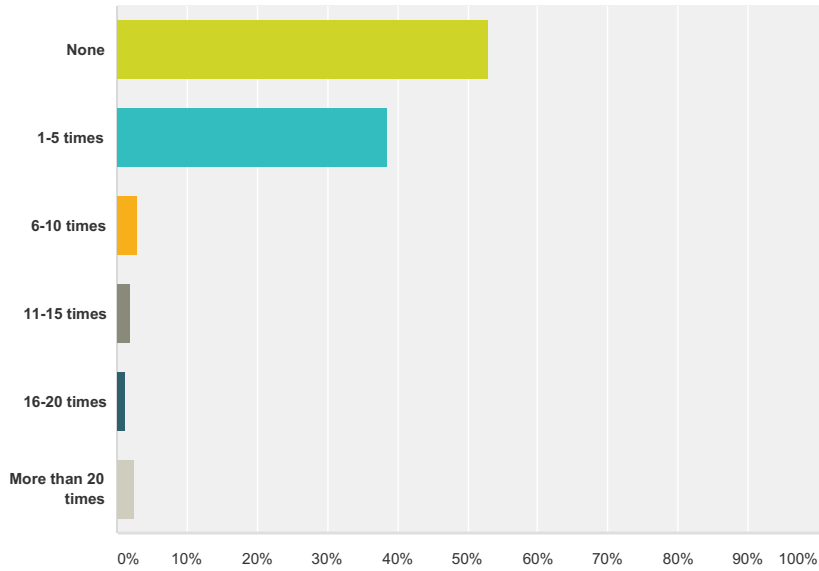
Answered: 164 Skipped: 16



Answer Choices	Responses
\$1,000,000 per occurrence/\$5,000,000 aggregate	48.17% 79
\$2,000,000 per occurrence/\$4,000,000 aggregate	6.10% 10
\$1,000,000 per occurrence/\$3,000,000 aggregate	31.71% 52
\$1,000,000 per occurrence/\$1,000,000 aggregate	0.61% 1
\$500,000 per occurrence/\$1,000,000 aggregate	2.44% 4
\$200,000 per occurrence/\$600,000 aggregate	0.61% 1
I don't know	9.15% 15
Not applicable	1.22% 2
Total	164

Q79 How many times have you been subpoenaed?

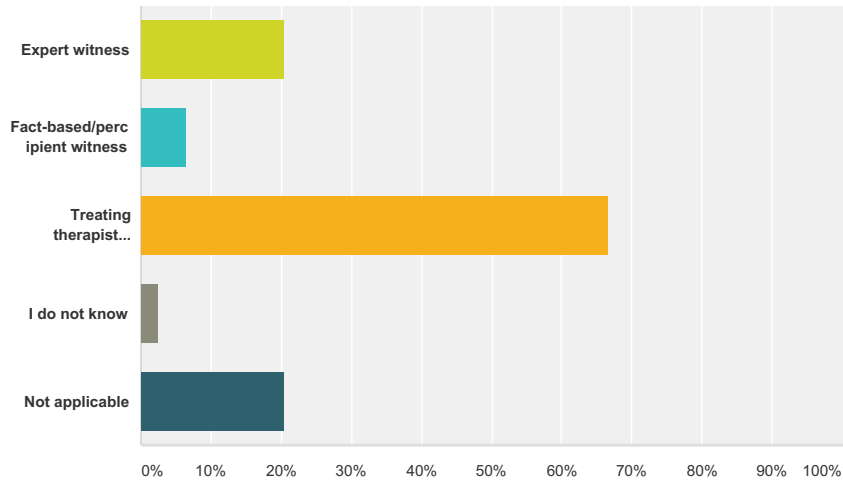
Answered: 166 Skipped: 14



Answer Choices	Responses	
None	53.01%	88
1-5 times	38.55%	64
6-10 times	3.01%	5
11-15 times	1.81%	3
16-20 times	1.20%	2
More than 20 times	2.41%	4
Total		166

Q80 What type of witness were you in a majority of these claims?

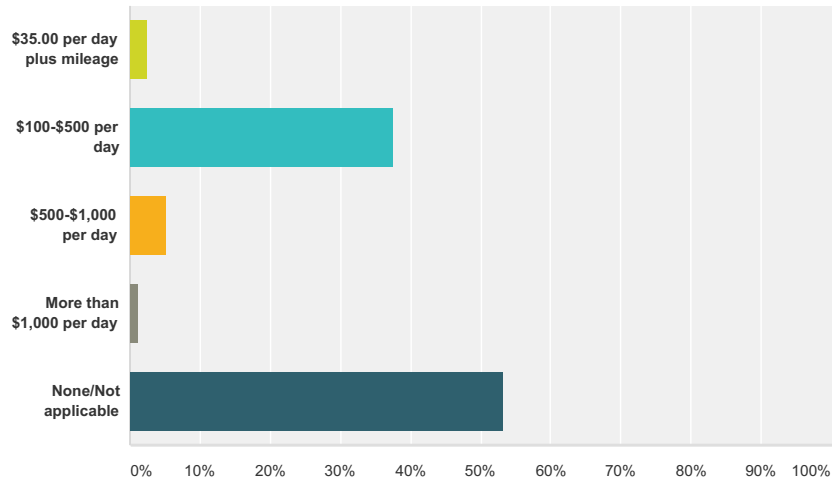
Answered: 78 Skipped: 102



Answer Choices	Responses	Count
Expert witness	20.51%	16
Fact-based/percipient witness	6.41%	5
Treating therapist witness	66.67%	52
I do not know	2.56%	2
Not applicable	20.51%	16
Total Respondents: 78		

Q81 How much on average were you reimbursed for witness fees?

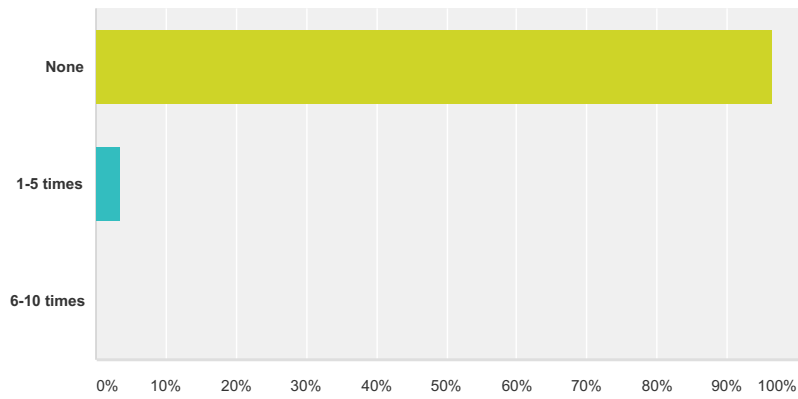
Answered: 77 Skipped: 103



Answer Choices	Responses
\$35.00 per day plus mileage	2.60% 2
\$100-\$500 per day	37.66% 29
\$500-\$1,000 per day	5.19% 4
More than \$1,000 per day	1.30% 1
None/Not applicable	53.25% 41
Total	77

Q82 How many times have you had to file an incident report with malpractice insurance?

Answered: 165 Skipped: 15

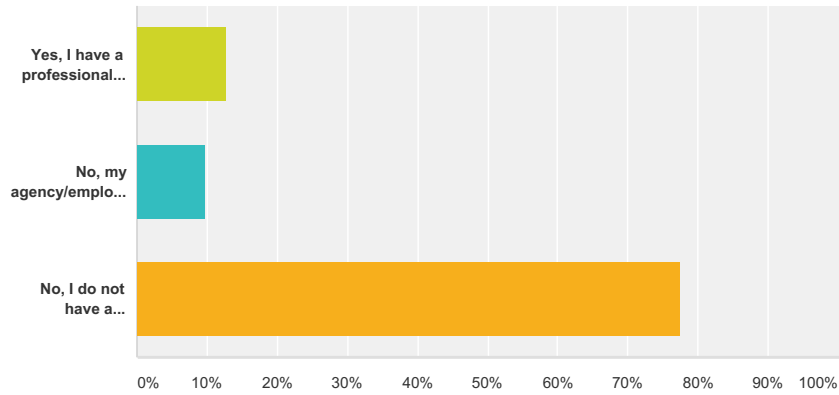


Answer Choices	Responses
None	96.36% 159
1-5 times	3.64% 6
6-10 times	0.00% 0
Total	165

Demographic Survey - Clinical

Q83 Do you have a professional will in place?

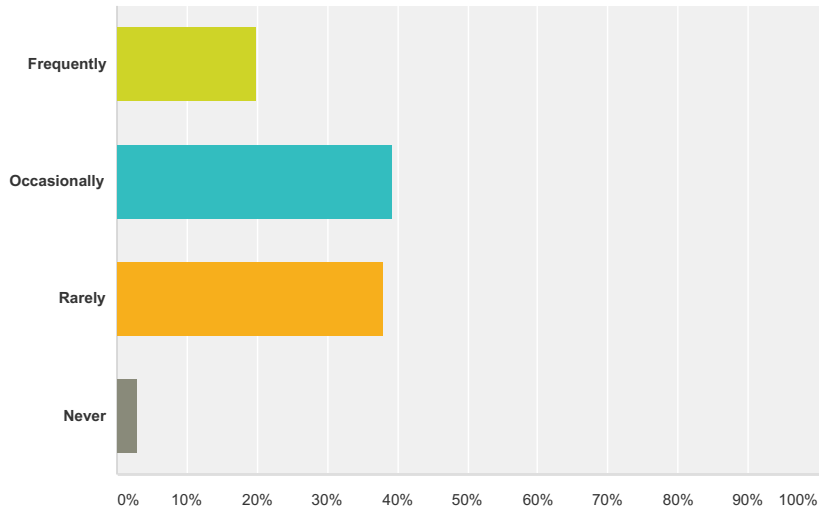
Answered: 164 Skipped: 16



Answer Choices	Responses
Yes, I have a professional will in place	12.80% 21
No, my agency/employer has a policy in place	9.76% 16
No, I do not have a professional will in place	77.44% 127
Total	164

Q84 How often do you seek legal, ethical, or clinical consultation each month?

Answered: 166 Skipped: 14

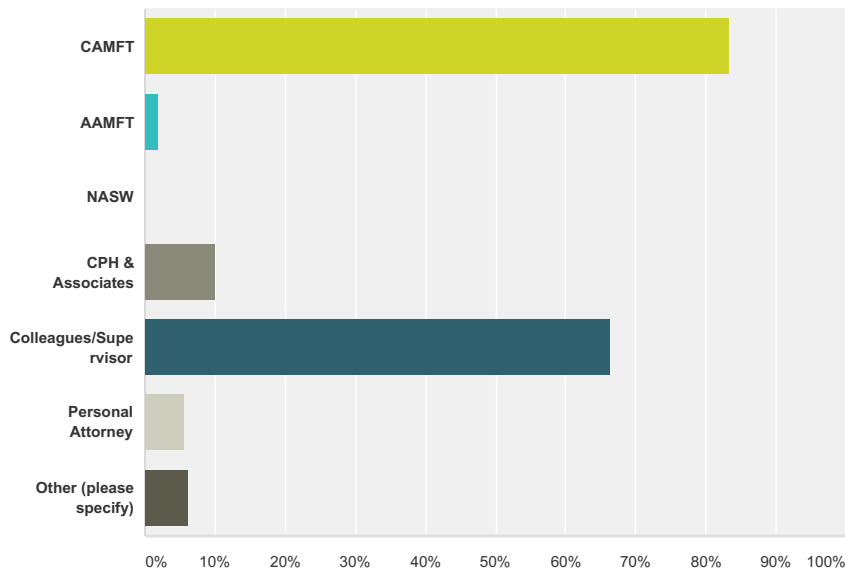


Answer Choices	Responses	
Frequently	19.88%	33
Occasionally	39.16%	65
Rarely	37.95%	63
Never	3.01%	5
Total		166

Demographic Survey - Clinical

Q85 From whom do you receive consultation? (Check all that apply)

Answered: 161 Skipped: 19



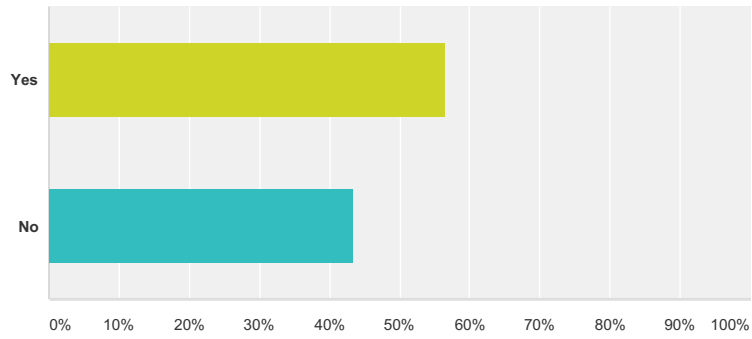
Answer Choices	Responses
CAMFT	83.23% 134
AAMFT	1.86% 3
NASW	0.00% 0
CPH & Associates	9.94% 16
Colleagues/Supervisor	66.46% 107
Personal Attorney	5.59% 9
Other (please specify)	6.21% 10
Total Respondents: 161	

#	Other (please specify)	Date
1	Consultation Group of peers	1/20/2015 8:53 AM
2	E.R. doctors, admitting psychiatrist	1/19/2015 9:35 AM
3	County Counsel	1/17/2015 12:15 PM
4	AACC	1/16/2015 8:30 AM
5	Peers	1/15/2015 8:30 PM
6	County Counsel	1/15/2015 5:20 PM
7	consultation group	1/15/2015 4:23 PM
8	Employer attorney	1/15/2015 4:13 PM
9	Consultation group	1/15/2015 3:46 PM
10	Clinicians	1/15/2015 3:15 PM

Demographic Survey - Clinical

Q86 If you could bill Medicare, would you?

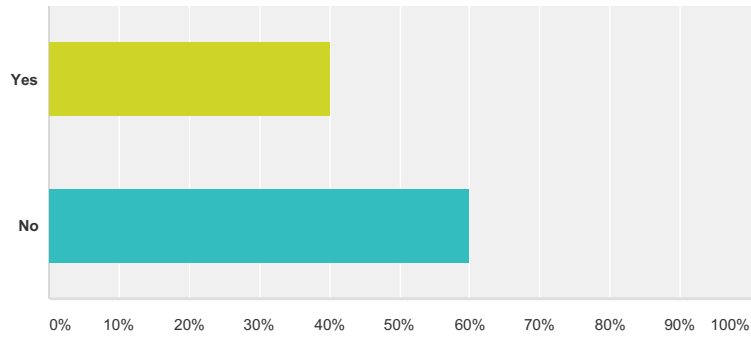
Answered: 161 Skipped: 19



Answer Choices	Responses	
Yes	56.52%	91
No	43.48%	70
Total		161

Q87 Would you consider working at a federally qualified health center?

Answered: 160 Skipped: 20

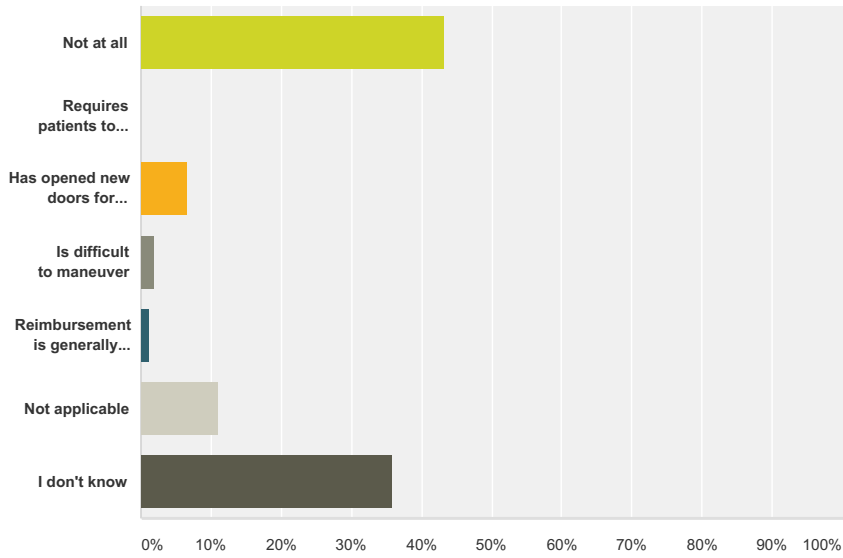


Answer Choices	Responses
Yes	40.00% 64
No	60.00% 96
Total	160

#	I am currently working at a federally qualified health center (please provide name of center)	Date
1	Cottage Residential Center Santa Barbara	2/4/2015 3:47 PM
2	with veterans	1/15/2015 3:34 PM
3	workws 6 years in county health program serving underserved populations	1/15/2015 3:32 PM

Q88 How has the passage of the parity law affected your employment/practice?

Answered: 164 Skipped: 16

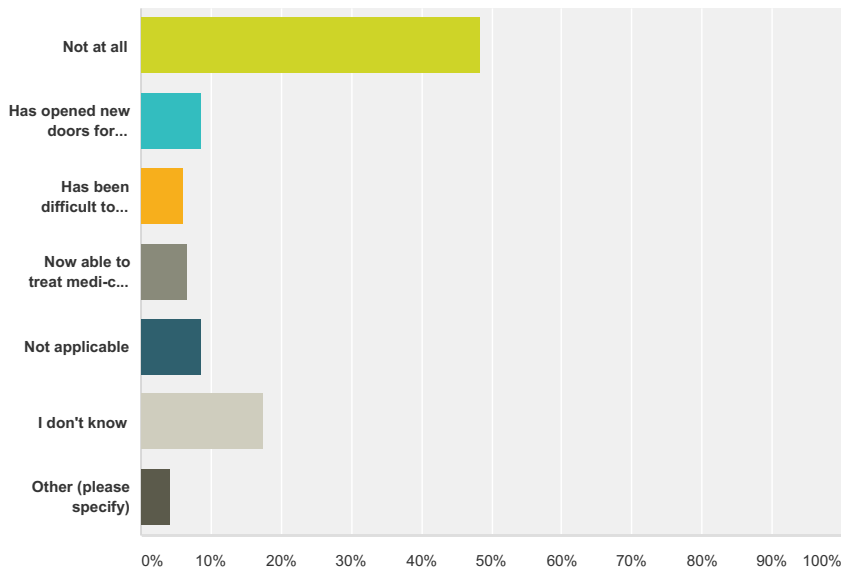


Answer Choices	Responses
Not at all	43.29% 71
Requires patients to first be evaluated by physicians/psychologist	0.00% 0
Has opened new doors for employment/treatment	6.71% 11
Is difficult to maneuver	1.83% 3
Reimbursement is generally denied regardless of "parity"	1.22% 2
Not applicable	10.98% 18
I don't know	35.98% 59
Total	164

#	Other (please specify)	Date
1	limits on # of sessions removed;	1/15/2015 3:49 PM

Q89 How has the passage of the Affordable Care Act affected your employment/practice?

Answered: 165 Skipped: 15



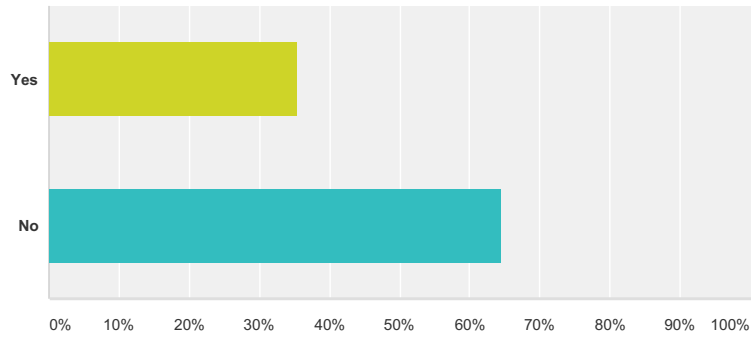
Answer Choices	Responses
Not at all	48.48% 80
Has opened new doors for employment/treatment	8.48% 14
Has been difficult to understand	6.06% 10
Now able to treat medi-cal clients	6.67% 11
Not applicable	8.48% 14
I don't know	17.58% 29
Other (please specify)	4.24% 7
Total	165

#	Other (please specify)	Date
1	Much higher out of network deductibles	2/4/2015 12:11 PM
2	Huge influx of new Medi-Cal qualified clients - increased caseloads.	1/17/2015 8:03 PM
3	Increase in clients	1/17/2015 12:08 PM
4	decreased income	1/16/2015 6:22 PM
5	Clients often don't understand their coverage.	1/15/2015 11:05 PM
6	Has lowered reimbursement rates	1/15/2015 7:31 PM
7	more clients are seeking ins provider on their panels, more are confused about coverage	1/15/2015 6:33 PM

Demographic Survey - Clinical

Q90 Do you supervise interns and/or trainees?

Answered: 166 Skipped: 14

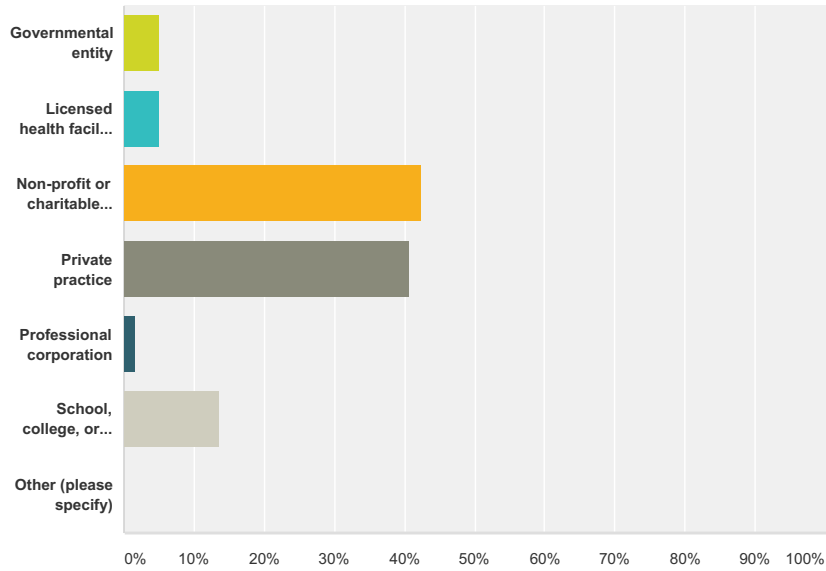


Answer Choices	Responses	
Yes	35.54%	59
No	64.46%	107
Total		166

Demographic Survey - Clinical

Q91 In which setting do you provide supervision?

Answered: 59 Skipped: 121

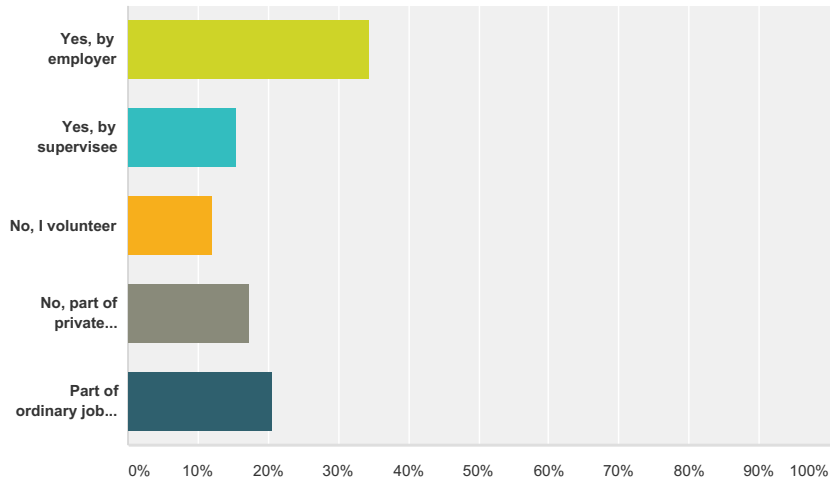


Answer Choices	Responses
Governmental entity	5.08% 3
Licensed health facility (e.g., hospital)	5.08% 3
Non-profit or charitable corporation	42.37% 25
Private practice	40.68% 24
Professional corporation	1.69% 1
School, college, or university	13.56% 8
Other (please specify)	0.00% 0
Total Respondents: 59	

#	Other (please specify)	Date
	There are no responses.	

Q92 Are you paid for the supervision you provide?

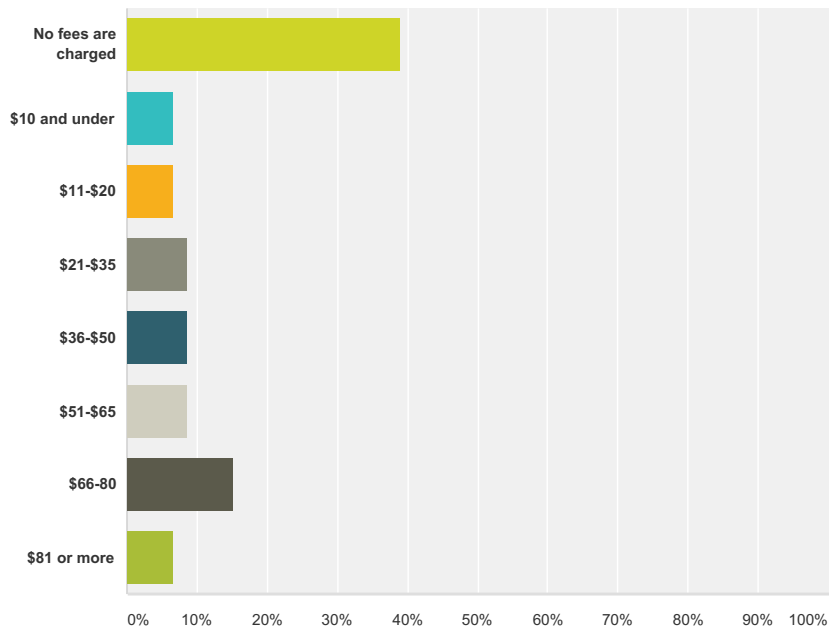
Answered: 58 Skipped: 122



Answer Choices	Responses
Yes, by employer	34.48% 20
Yes, by supervisee	15.52% 9
No, I volunteer	12.07% 7
No, part of private practice overhead	17.24% 10
Part of ordinary job duties	20.69% 12
Total	58

Q93 What is the usual and customary fee charged to clients for the services of the intern(s) and/or trainee(s) you supervise?

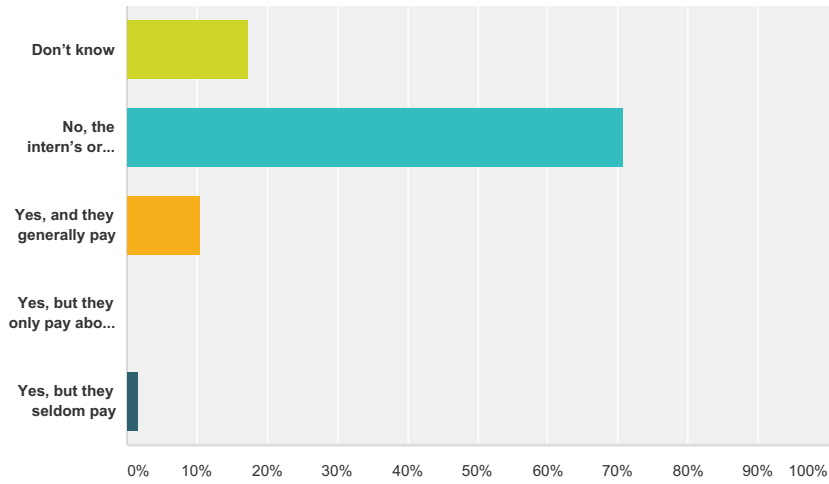
Answered: 59 Skipped: 121



Answer Choices	Responses	
No fees are charged	38.98%	23
\$10 and under	6.78%	4
\$11-\$20	6.78%	4
\$21-\$35	8.47%	5
\$36-\$50	8.47%	5
\$51-\$65	8.47%	5
\$66-\$80	15.25%	9
\$81 or more	6.78%	4
Total		59

Q94 Are third-party payers generally billed for the interns' or trainees' services?

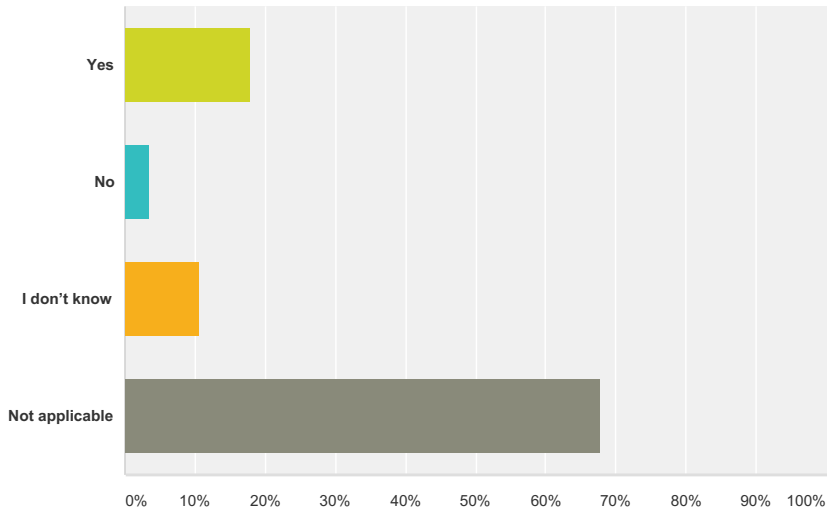
Answered: 58 Skipped: 122



Answer Choices	Responses
Don't know	17.24% 10
No, the intern's or trainee's services are not billed to third parties	70.69% 41
Yes, and they generally pay	10.34% 6
Yes, but they only pay about fifty percent of the time	0.00% 0
Yes, but they seldom pay	1.72% 1
Total	58

Q95 If third parties are billed for intern or trainee services, is it disclosed that the intern or trainee was the provider?

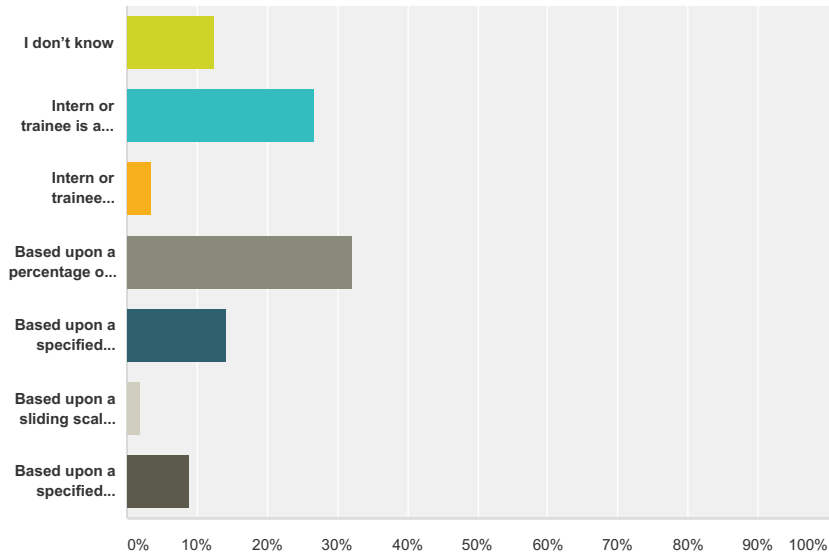
Answered: 56 Skipped: 124



Answer Choices	Responses
Yes	17.86% 10
No	3.57% 2
I don't know	10.71% 6
Not applicable	67.86% 38
Total	56

Q96 How is the intern's or trainee's wage determined?

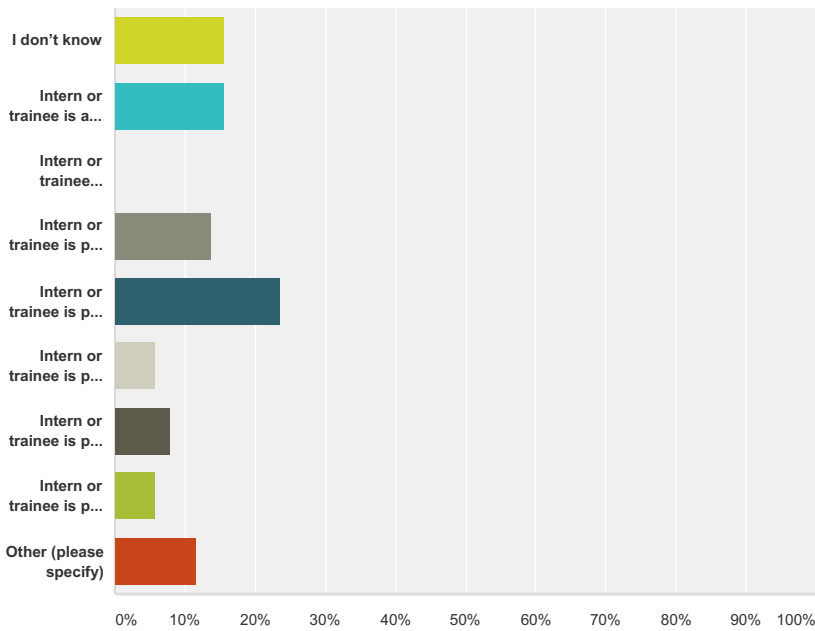
Answered: 56 Skipped: 124



Answer Choices	Responses
I don't know	12.50% 7
Intern or trainee is an unpaid volunteer	26.79% 15
Intern or trainee received only a nominal stipend to cover/offset volunteer expenses	3.57% 2
Based upon a percentage of the fees generated	32.14% 18
Based upon a specified amount per hour	14.29% 8
Based upon a sliding scale depending upon client volume	1.79% 1
Based upon a specified amount per week/month/year	8.93% 5
Total	56

Q97 If the intern or trainee is paid, approximately how much does an intern or trainee get paid per hour?

Answered: 51 Skipped: 129

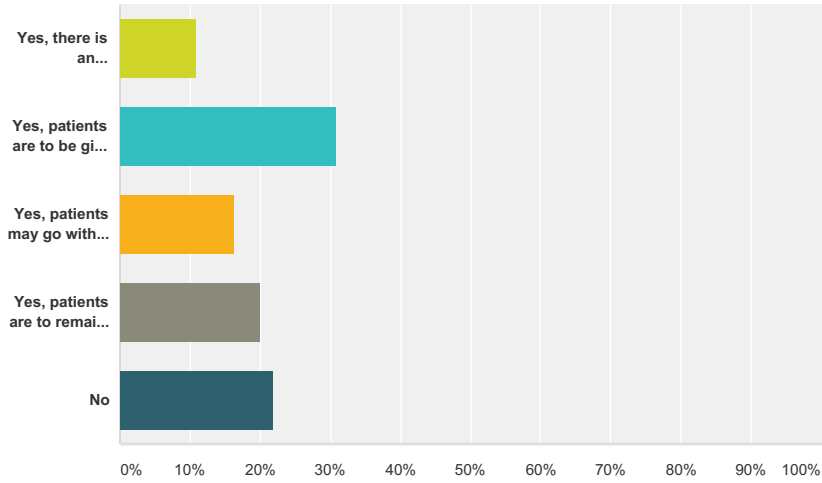


Answer Choices	Responses
I don't know	15.69% 8
Intern or trainee is an unpaid volunteer	15.69% 8
Intern or trainee receives approximately \$500 or less per month for actual expenses incurred as a volunteer	0.00% 0
Intern or trainee is paid approximately \$8-\$15 per hour	13.73% 7
Intern or trainee is paid approximately \$16-\$25 per hour	23.53% 12
Intern or trainee is paid approximately \$26-\$35 per hour	5.88% 3
Intern or trainee is paid approximately \$36-\$45 per hour	7.84% 4
Intern or trainee is paid \$46 or more per hour	5.88% 3
Other (please specify)	11.76% 6
Total	51

#	Other (please specify)	Date
1	40% of generated income, \$10 - \$32 per hour	2/4/2015 12:13 PM
2	Not applicable - wage earner	1/22/2015 1:58 PM
3	Interns are pd per hour depending on bilingual-usually hired full time- Trainees are pd \$12. hour 15 hours per week	1/22/2015 10:01 AM
4	Trainees are volunteers. Interns are volunteer or county employees.	1/17/2015 8:06 PM
5	N/A	1/16/2015 7:58 AM
6	Varied, based on intern's billed fees.	1/15/2015 6:35 PM

Q98 Is there a written understanding between the employer and intern(s) or trainee(s) and if so, does the written understanding specify what is to happen with patients when the employment relationship terminates?

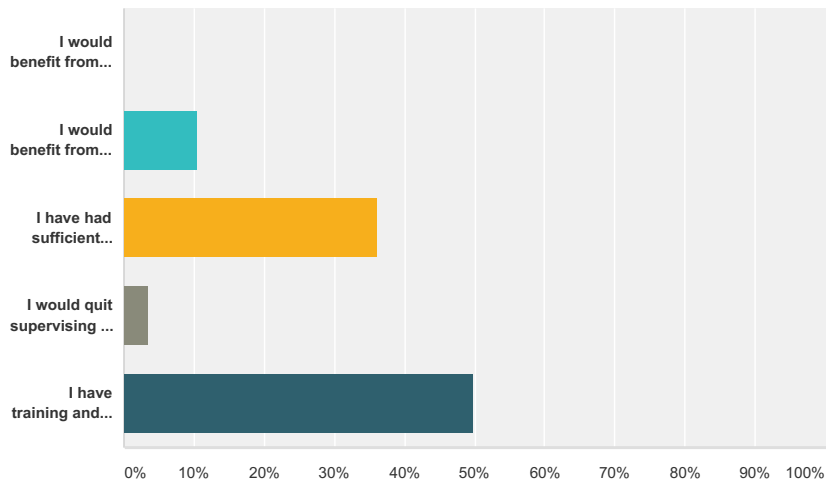
Answered: 55 Skipped: 125



Answer Choices	Responses
Yes, there is an understanding contract but it does not address this issue	10.91% 6
Yes, patients are to be given several options	30.91% 17
Yes, patients may go with intern/trainee as long as intern/trainee is working lawfully	16.36% 9
Yes, patients are to remain with intern's/trainee's employer	20.00% 11
No	21.82% 12
Total	55

Q99 Do you believe you have sufficient education, training, and experience to adequately provide supervision?

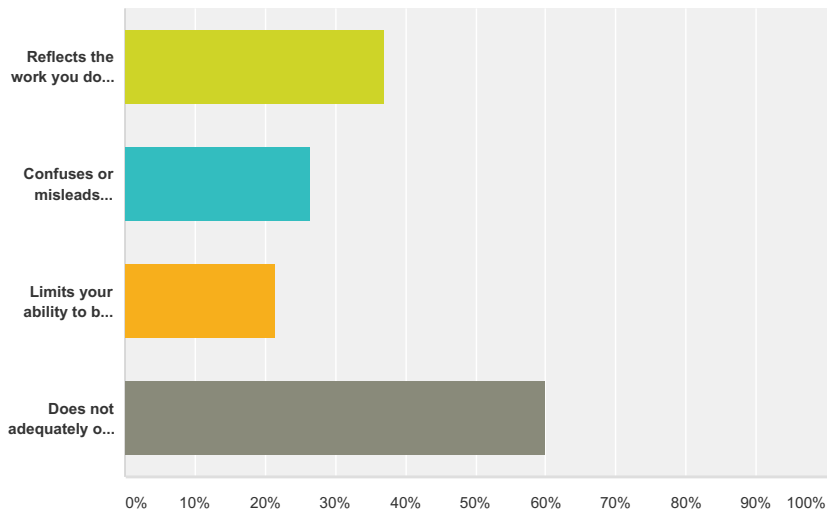
Answered: 58 Skipped: 122



Answer Choices	Responses
I would benefit from training, but do not have the time	0.00% 0
I would benefit from training and am interested in such an opportunity	10.34% 6
I have had sufficient training and experience in supervision and am not interested in more training	36.21% 21
I would quit supervising if I had to engage in more training	3.45% 2
I have training and would like more	50.00% 29
Total	58

Q100 Which of the following do you feel best describes the title Licensed Marriage and Family Therapist: (Check all that apply)

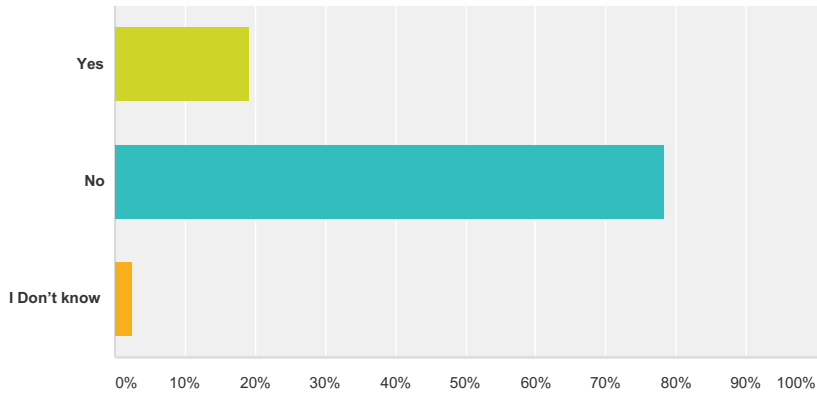
Answered: 162 Skipped: 18



Answer Choices	Responses
Reflects the work you do with clients	37.04% 60
Confuses or misleads clients	26.54% 43
Limits your ability to be hired and/or provide services in employment	21.60% 35
Does not adequately or accurately reflect the work you do with clients	59.88% 97
Total Respondents: 162	

Q101 Are you and/or your employer a BBS-approved continuing education provider?

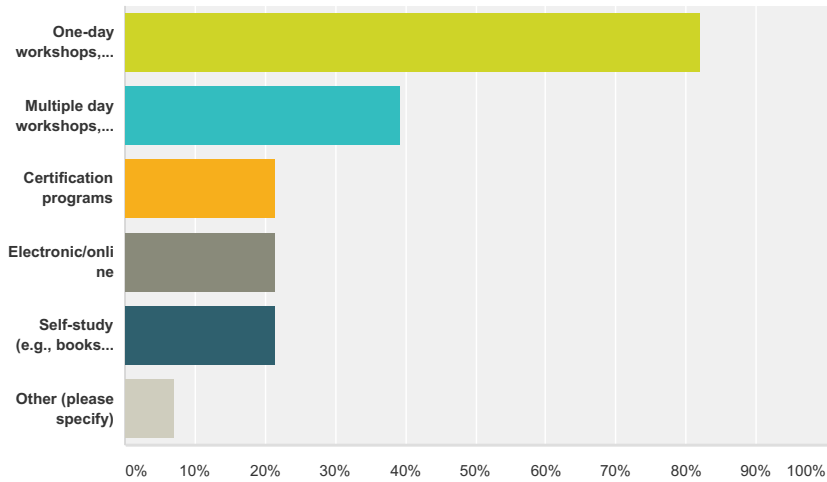
Answered: 166 Skipped: 14



Answer Choices	Responses	
Yes	19.28%	32
No	78.31%	130
I Don't know	2.41%	4
Total		166

Q102 Which method do you use to offer CE coursework? (Check all that apply)

Answered: 28 Skipped: 152

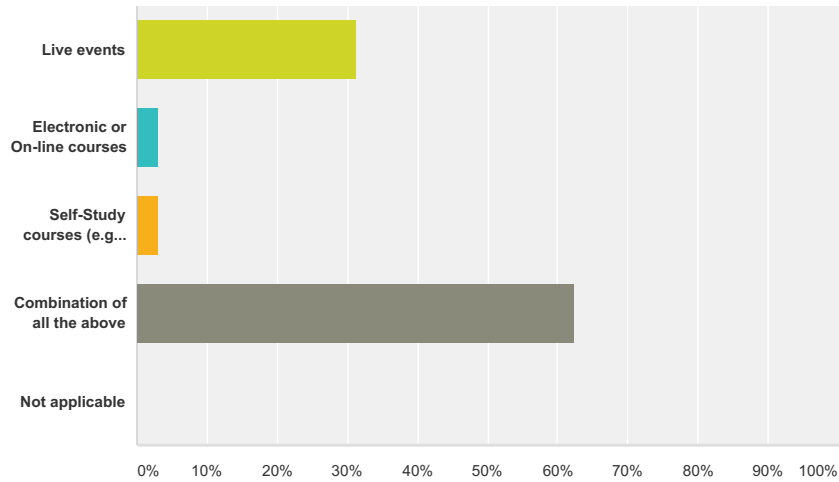


Answer Choices	Responses
One-day workshops, conferences, trainings, etc.	82.14% 23
Multiple day workshops, conferences, trainings, etc.	39.29% 11
Certification programs	21.43% 6
Electronic/online	21.43% 6
Self-study (e.g., books, articles, audio/video recordings)	21.43% 6
Other (please specify)	7.14% 2
Total Respondents: 28	

#	Other (please specify)	Date
1	NA	1/16/2015 4:01 PM
2	I am not involved in this aspect of my company	1/16/2015 10:17 AM

Q103 How do you prefer to fulfill your CE requirements?

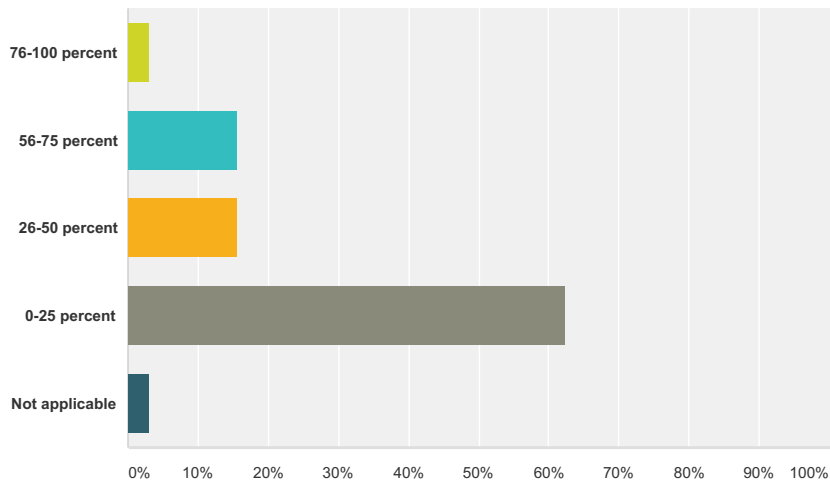
Answered: 32 Skipped: 148



Answer Choices	Responses
Live events	31.25% 10
Electronic or On-line courses	3.13% 1
Self-Study courses (e.g., reading, watching video recordings, listening to audio-tapes)	3.13% 1
Combination of all the above	62.50% 20
Not applicable	0.00% 0
Total	32

Q104 What percentage of your total CE per renewal cycle do you obtain via CAMFT education opportunities?

Answered: 32 Skipped: 148

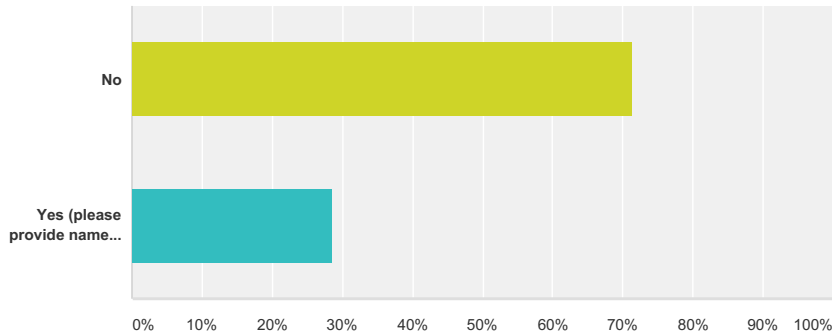


Answer Choices	Responses
76-100 percent	3.13% 1
56-75 percent	15.63% 5
26-50 percent	15.63% 5
0-25 percent	62.50% 20
Not applicable	3.13% 1
Total	32

Demographic Survey - Clinical

Q105 Are you a member of another professional association?

Answered: 164 Skipped: 16



Answer Choices	Responses
No	71.34% 117
Yes (please provide name of association)	28.66% 47
Total	164

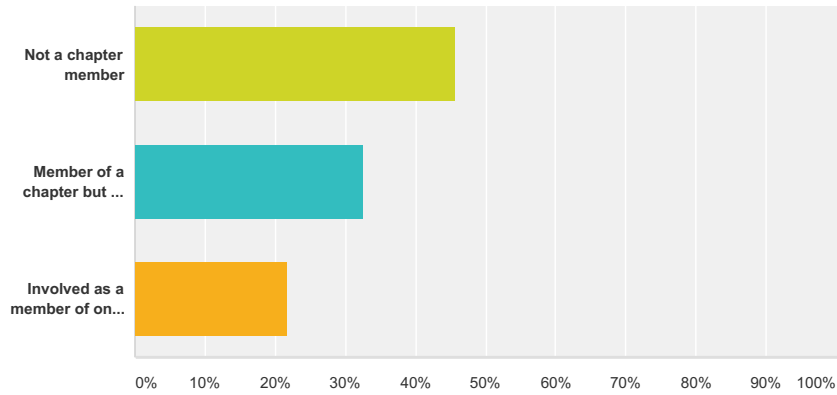
#	Yes (please provide name of association)	Date
1	AAMFT,CAMFT, VC-CAMFT	2/8/2015 6:21 AM
2	AAMFT, AACC	2/5/2015 3:55 PM
3	AFCC	2/5/2015 8:35 AM
4	ASCA	2/5/2015 4:56 AM
5	CAADE	2/4/2015 8:38 PM
6	NASAP	2/4/2015 8:01 PM
7	American Association of Professional Christian Counselors	2/4/2015 1:32 PM
8	NBCC	2/4/2015 1:18 PM
9	AAMFT, EMDRIA, ASCH	2/4/2015 12:12 PM
10	AASECT, SBCPA	2/4/2015 10:04 AM
11	CALPCC	2/4/2015 9:56 AM
12	A4PT	2/4/2015 9:09 AM
13	AAMFT EMDRIA	1/22/2015 11:16 AM
14	Association of Psychological Science, Santa Barbara County Psychological Association	1/19/2015 9:42 AM
15	EMDRIA, APT (Association for Play Therapy)	1/17/2015 5:11 PM
16	Association for Play Therapy & Zero to Three	1/17/2015 12:20 PM
17	Chamber of Commerce	1/17/2015 12:12 PM
18	Monterey CAMFT	1/17/2015 10:33 AM
19	Leads (marketing association)	1/16/2015 6:23 PM
20	American Art Therapy Association	1/16/2015 5:27 PM
21	SAG, Writers Union	1/16/2015 5:25 PM
22	AAMFT, AFCC, Ventura County Bar Assn	1/16/2015 4:45 PM
23	american psychotherapy association	1/16/2015 11:37 AM
24	ICISF	1/16/2015 10:18 AM
25	AACC	1/16/2015 8:31 AM
26	APA	1/16/2015 7:55 AM
27	American Psychological Association	1/16/2015 12:11 AM
28	Central Coast CAMFT	1/15/2015 10:09 PM
29	American Academy of Experts in Traumatic Stress	1/15/2015 10:01 PM

Demographic Survey - Clinical

30	AAMFT	1/15/2015 9:09 PM
31	Association of Play Therapists	1/15/2015 8:57 PM
32	Association for Comprehensive Energy Psychology	1/15/2015 8:16 PM
33	Camft	1/15/2015 7:28 PM
34	International Critical Stress Foundation	1/15/2015 7:28 PM
35	American Psychotherapy Association	1/15/2015 7:25 PM
36	AAMFT	1/15/2015 7:14 PM
37	IATA	1/15/2015 5:44 PM
38	AAMFT, Association for Play Therapy, Collaborative Family Healthcare Ass,	1/15/2015 4:29 PM
39	CAMFT	1/15/2015 4:16 PM
40	AACC	1/15/2015 4:03 PM
41	I.A.A.P.	1/15/2015 3:56 PM
42	caade	1/15/2015 3:52 PM
43	Sandplay Therapists of America (STA)	1/15/2015 3:50 PM
44	CAMFT. AAMFT	1/15/2015 3:37 PM
45	EMDRIA ICSS	1/15/2015 3:36 PM
46	AFCC	1/15/2015 3:31 PM
47	CAMFT (local)	1/15/2015 3:16 PM

Q106 Are you involved in one or more CAMFT Chapters?

Answered: 166 Skipped: 14

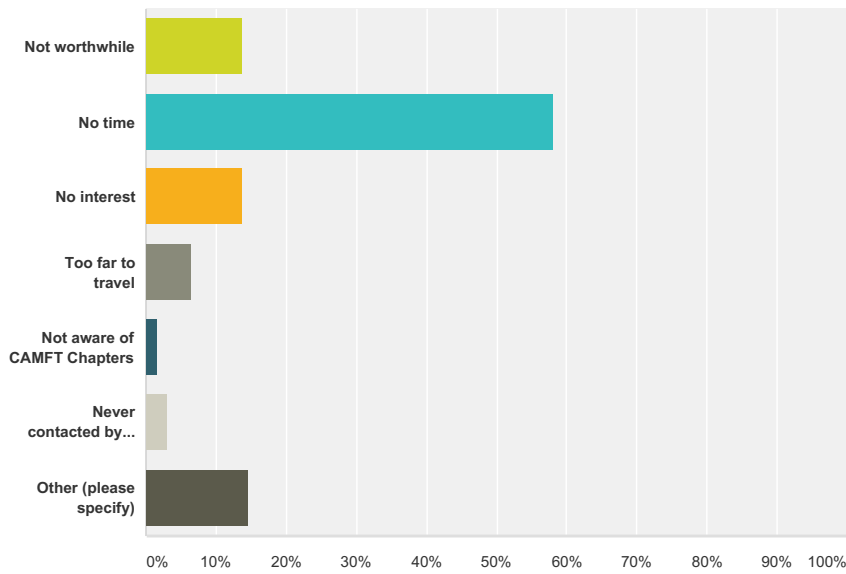


Answer Choices	Responses
Not a chapter member	45.78% 76
Member of a chapter but not involved	32.53% 54
Involved as a member of one or more chapters	21.69% 36
Total	166

Demographic Survey - Clinical

Q107 Why aren't you involved in a CAMFT Chapter?

Answered: 124 Skipped: 56



Answer Choices	Responses
Not worthwhile	13.71% 17
No time	58.06% 72
No interest	13.71% 17
Too far to travel	6.45% 8
Not aware of CAMFT Chapters	1.61% 2
Never contacted by a Chapter	3.23% 4
Other (please specify)	14.52% 18
Total Respondents: 124	

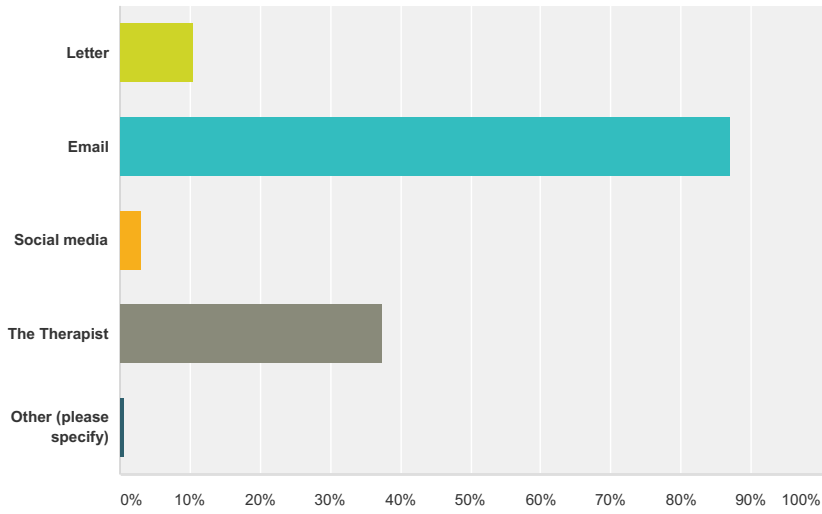
#	Other (please specify)	Date
1	another expense	2/4/2015 3:47 PM
2	Events are in middle of day in another town	2/4/2015 1:21 PM
3	I have my own network of colleagues.	2/4/2015 12:15 PM
4	completed 2 years of service as secretary	1/21/2015 11:14 AM
5	just haven't renewed yet	1/19/2015 1:15 PM
6	Expensive on top of camft dues	1/17/2015 12:23 PM
7	Meeting when I'm working	1/17/2015 10:35 AM
8	difficult political environment, very unwelcoming	1/16/2015 6:25 PM
9	Activities/meetings are held at an inconvenient time	1/16/2015 5:44 PM
10	Another expense!	1/16/2015 9:23 AM
11	My chapter is unwelcoming to members.	1/15/2015 6:38 PM
12	Just not compelling, don't see the benefit.	1/15/2015 6:06 PM
13	I go to occasional meeting but have not joined	1/15/2015 6:00 PM
14	Small town politics often dominate	1/15/2015 5:11 PM
15	do not have the resources/limited income/few clients/few mtgs. done for CWS	1/15/2015 5:00 PM
16	I attend meeting infrequently...formerly VERY involved in leadership	1/15/2015 4:31 PM
17	Did it 15 years ago	1/15/2015 4:30 PM

Demographic Survey - Clinical

18	was involved and served on board and it was a bad experience	1/15/2015 3:35 PM
----	--	-------------------

Q108 How do you prefer to receive communications from CAMFT?

Answered: 163 Skipped: 17

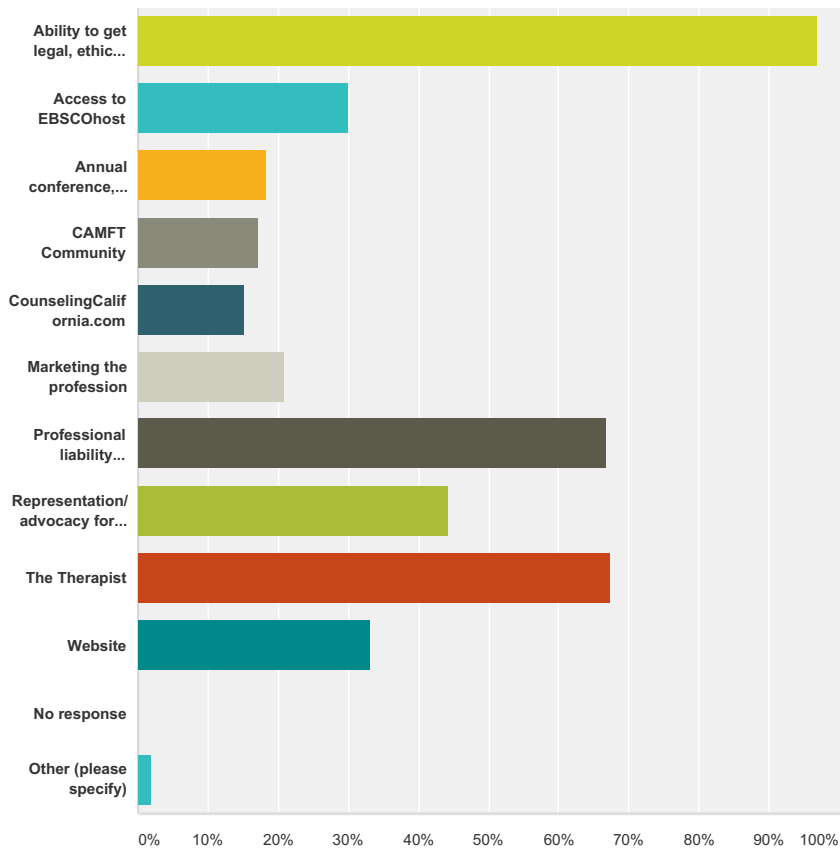


Answer Choices	Responses
Letter	10.43% 17
Email	87.12% 142
Social media	3.07% 5
The Therapist	37.42% 61
Other (please specify)	0.61% 1
Total Respondents: 163	

#	Other (please specify)	Date
1	VC CAMFT Newsletter	2/6/2015 12:16 PM

Q109 What CAMFT member benefits do you consider to be most beneficial? (Check all that apply)

Answered: 163 Skipped: 17

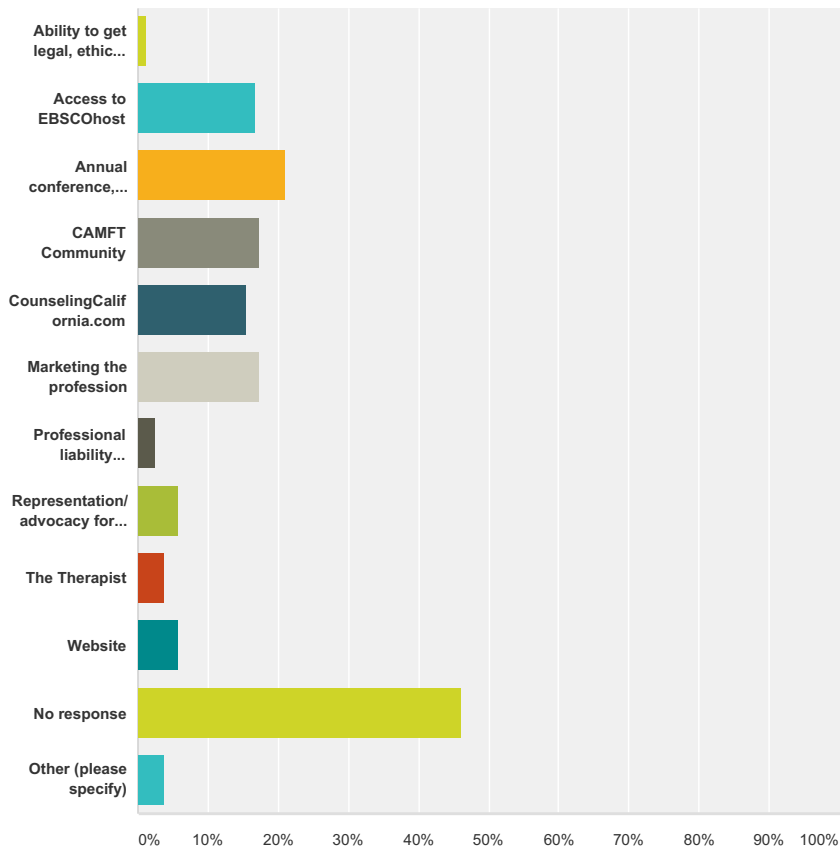


Answer Choices	Responses
Ability to get legal, ethical and business questions answered	96.93% 158
Access to EBSCOhost	30.06% 49
Annual conference, Fall Symposium and workshops	18.40% 30
CAMFT Community	17.18% 28
CounselingCalifornia.com	15.34% 25
Marketing the profession	20.86% 34
Professional liability insurance	66.87% 109
Representation/advocacy for the profession	44.17% 72
The Therapist	67.48% 110
Website	33.13% 54
No response	0.00% 0
Other (please specify)	1.84% 3
Total Respondents: 163	

#	Other (please specify)	Date
1	I expect CAMFT to be a trade association, not dictate social policy	2/4/2015 12:14 PM
2	Richard Leslie's work in getting insurance companies to make us providers.	1/15/2015 9:16 PM
3	the staff has been very helpful	1/15/2015 3:37 PM

Q110 What CAMFT member benefits do you consider to be least beneficial? (Check all that apply)

Answered: 156 Skipped: 24



Answer Choices	Responses
Ability to get legal, ethical and business questions answered	1.28% 2
Access to EBSCOhost	16.67% 26
Annual conference, Fall Symposium and workshops	21.15% 33
CAMFT Community	17.31% 27
CounselingCalifornia.com	15.38% 24
Marketing the profession	17.31% 27
Professional liability insurance	2.56% 4
Representation/advocacy for the profession	5.77% 9
The Therapist	3.85% 6
Website	5.77% 9
No response	46.15% 72
Other (please specify)	3.85% 6
Total Respondents: 156	

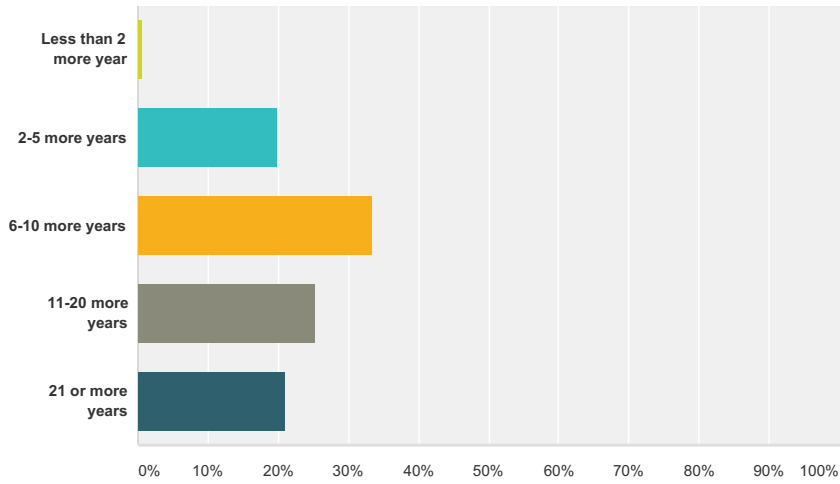
#	Other (please specify)	Date
1	I cannot access all of CAMFT's benefits - all of them are good	2/4/2015 12:19 PM
2	Social policy / thought police / advocacy for causes rather than the profession	2/4/2015 12:14 PM
3	All great	1/22/2015 11:18 AM

Demographic Survey - Clinical

4	all	1/19/2015 5:15 PM
5	none	1/16/2015 8:22 AM
6	Getting involved is social policy	1/15/2015 10:55 PM

Q111 I expect to remain a member of CAMFT:

Answered: 162 Skipped: 18



Answer Choices	Responses
Less than 2 more year	0.62% 1
2-5 more years	19.75% 32
6-10 more years	33.33% 54
11-20 more years	25.31% 41
21 or more years	20.99% 34
Total	162

Demographic Survey - Clinical

Q112 Comments/Feedback

Answered: 20 Skipped: 160

#	Responses	Date
1	There needs to be clarification on what "Private practice" means versus "Public Practice"? I consider myself being in Private Practice although I am salaried in a group medical practice that based on productivity model	2/4/2015 6:00 PM
2	None.	2/4/2015 1:21 PM
3	I have not seen any trainings on making a professional will. I have gotten no response from my local chapter on holding a workshop on this despite available speakers on the topic, and multiple requests.	2/4/2015 11:17 AM
4	good survey	1/19/2015 5:15 PM
5	I appreciate the value of this professional association!	1/17/2015 5:13 PM
6	Feel the way disciplinary actions are described detailed in The Therapist are too shaming and like a public flogging. Isn't there a humanistic approach to publicly list those offenses?	1/17/2015 1:42 PM
7	Thank you!	1/17/2015 11:53 AM
8	Some of these questions are presuming that everyone works in a private therapeutic office. I work for a county entity. I am a salaried employee. I have no control or knowledge of billing practices. I have no idea how much is charged for my services per client or for a group. Don't assume that everyone has knowledge of such financial matters especially for those of us who work for large government agencies. This is a common misconception I have seen in the past with CAMFT - there are many of us who do not work in private practice and have never made that choice.	1/16/2015 5:44 PM
9	This took more than a few minutes. In the future please state up front how many questions are involved in questionnaires, w.g. please answer 90 questions.	1/16/2015 4:06 PM
10	Some of the questions on this survey were discussed at CAMFT Connects Meeting I attended. Thank you for consolidating the Q&A and making the survey available for members who were unable or chose not to attend a meeting. Sometimes I am so disgusted with my profession and business; that I had to force myself to go to the meeting.	1/16/2015 7:56 AM
11	Manipulative to request personal/private info then ask for name& email at end of time consuming survey....use a code number or whatever.	1/16/2015 12:17 AM
12	This survey was way too long.	1/15/2015 9:16 PM
13	I strongly believe the MFT title is misleading to the general public. Individuals sometimes assume they are excluded	1/15/2015 9:01 PM
14	I would like them to advocate more for the profession even changing name if need be, more places we are allowed to work, insurance we are allowed to take, more help with figuring out how to set fees, run a practice, practical knowledge	1/15/2015 8:35 PM
15	I will remain a member of the State CAMFT but intend to end my local membership since it doesn't meet my needs.	1/15/2015 8:19 PM
16	Some of the answers don't match the question formats.	1/15/2015 6:38 PM
17	I appreciate the updates on laws and regulations pertaining to MFT's. Also value the legal guidance.	1/15/2015 5:21 PM
18	The one time I used the legal/ethical attys. they were extremely helpful/Professional This was about 20 yrs ago	1/15/2015 5:00 PM
19	Too many restricted choices in some categories	1/15/2015 3:53 PM
20	I appreciate you very much and use your legal advice.	1/15/2015 3:35 PM

Demographic Survey - Clinical

Q113 Additional questions you would like to see in future demographic surveys:

Answered: 6 Skipped: 174

#	Responses	Date
1	More questions on LPCC	2/4/2015 1:21 PM
2	resident location	1/19/2015 5:15 PM
3	More about obstacles with Insurance companies	1/17/2015 11:53 AM
4	NA	1/16/2015 4:06 PM
5	How much do you feel dedicated to your profession?	1/15/2015 9:01 PM
6	Impact of work personally & professionally	1/15/2015 3:53 PM

Demographic Survey - Clinical

Q114 To be entered in the drawing for a free annual membership, please include your name as it appears on CAMFT records and your email address.

Answered: 105 Skipped: 75

#	Responses	Date
1	Antoinette Diane Martell	2/6/2015 10:08 AM
2	Stephanie M. Oliva	2/5/2015 1:09 PM
3	Krysta Arnold krysta.arnold@hotmail.com	2/5/2015 8:36 AM
4	Stephanie Wilson, LMFT stef-tom@hotmail.com	2/5/2015 7:04 AM
5	Linda MONTOYA Linda-montoya@att.net	2/5/2015 5:00 AM
6	Emma Kline	2/5/2015 4:58 AM
7	R. Jane Twomblye bznst@yahoo.com	2/4/2015 9:43 PM
8	Tonya R. Schultz tronya@impulse.net	2/4/2015 8:03 PM
9	Tomaso Falzone tfalzone@sansumclinic.org	2/4/2015 6:00 PM
10	Shari Swanson-Madison Drsampsyd@gmail.com.com	2/4/2015 3:47 PM
11	Jeanine Murphy Ottomurf5000@sbcglobal.net	2/4/2015 2:13 PM
12	Jacqueline Rittenhouse jackie@camcc.net	2/4/2015 1:34 PM
13	Sarah Allbright sarah.allbright@yahoo.com	2/4/2015 1:21 PM
14	Leslie W. Sherman, MA, MFT leslie.w.sherman@gmail.com	2/4/2015 1:18 PM
15	Ann D. Kihara ligureanna@msn.com	2/4/2015 12:19 PM
16	Elizabeth Mason elisheva805@verizon.net	2/4/2015 12:15 PM
17	Charlene Saurer MFT cpsaurer@msn.com	2/4/2015 11:17 AM
18	Robin B. Inouye rinoy610@aol.com	2/4/2015 10:42 AM
19	Tara Storke tara@oakhavengardens.com	2/4/2015 10:32 AM
20	Rebecca A Dekker, MFT dekkermft@aol.com	2/4/2015 10:26 AM
21	SUZANNE E RAPLEY srapley@cox.net	2/4/2015 10:05 AM
22	Matthew Chirman mat@slotidelands.com	2/4/2015 9:57 AM
23	KSorenson karynsorenson@gmail.com	2/2/2015 5:34 PM
24	Ann Marie Konn ann_marie2@verizon.net	2/1/2015 10:04 AM
25	Tina Lehman TLehmanTherapy@gmail.com	1/22/2015 2:12 PM
26	n-Johnson@smvyc.org	1/22/2015 11:18 AM
27	Sarah Flores parah99@yahoo.com	1/21/2015 11:14 AM
28	Carole Nota Wadsworth cwadsworth@camarillohospice.org	1/21/2015 11:10 AM
29	Deborah Jacroux deborah@livingstoryconsulting.com	1/20/2015 8:56 AM
30	am a life time member	1/19/2015 5:15 PM
31	Kimberly Miller kimmft@cs.com	1/19/2015 1:15 PM
32	Judith Golden-Millsap judithandalie@yahoo.com	1/19/2015 11:36 AM
33	Katherine Burrelsman littleweezer@cox.net	1/19/2015 9:47 AM
34	Neil J. Fieland njfielandmft@gmail.com	1/19/2015 5:27 AM
35	Heidi Kelly hkelly1@gmail.com	1/19/2015 12:35 AM
36	Kathryn LePage klepage5@cox.net	1/18/2015 10:54 AM
37	Marilyn W. Tonneson mtonneson1@aol.com	1/18/2015 9:42 AM
38	Michael T. Namm	1/18/2015 12:17 AM
39	Laurie Kingsley kingsleylaurie@gmail.com	1/17/2015 10:22 PM
40	(Marjorie) Lynn Grizzard	1/17/2015 8:12 PM
41	Elizabeth L. Ramirez	1/17/2015 5:13 PM
42	Michelle Americh marmerich@gmail.com	1/17/2015 4:40 PM

Demographic Survey - Clinical

43	Nancy Gutfreund MFT email: ngmft@aol.com	1/17/2015 1:42 PM
44	Jill Anderson Andersonjil@yahoo.com	1/17/2015 12:23 PM
45	Teresa L Pardini Creativityincounseling@yahoo.com	1/17/2015 12:13 PM
46	Alice E Richardson Alicemft@gmail.com	1/17/2015 11:53 AM
47	Gail Bengard gbengard@razzalink.com	1/17/2015 10:35 AM
48	Jamie Nolan	1/16/2015 9:12 PM
49	Christina K. Bjornstedt, #000512 chrisbjornstedt@sbcglobal.net	1/16/2015 6:25 PM
50	Suzanne Retzinger sretzinger@cox.net	1/16/2015 4:06 PM
51	John (Jay) Ansama jayansa@live.com	1/16/2015 2:04 PM
52	Vicki Jukes vickijukes@yahoo.com	1/16/2015 12:24 PM
53	L.Zachary Siegler	1/16/2015 11:38 AM
54	Erika L. Isaly geekbride@gmail.com	1/16/2015 10:42 AM
55	James M Donckels Donckels.woods@Verizon.net	1/16/2015 10:22 AM
56	Monica Serrao Kim mskim@monicamft.com Member No. : 79836	1/16/2015 10:14 AM
57	Erin C. Shaffer, MFC59490	1/16/2015 9:23 AM
58	Sue white ma left Suecmft@earthlink.net	1/16/2015 9:08 AM
59	WHitney j Bruce	1/16/2015 9:01 AM
60	Jeri W. Johnson	1/16/2015 8:22 AM
61	Catherine L. Harper, LMFT catknipp@verizon.net	1/16/2015 8:00 AM
62	Joan N Howard Counselingcenter@me.com	1/16/2015 7:59 AM
63	Margret A Chee, MA nkchee@comcast.net	1/16/2015 6:50 AM
64	Eric Flores gab4jos@aol.com	1/16/2015 5:09 AM
65	Carlos Rodriguez	1/16/2015 12:11 AM
66	Rosalie Mendoza -Hill Rmhillside @gmail.com	1/15/2015 11:12 PM
67	Teri Reisser terireisser@gmail.com	1/15/2015 10:55 PM
68	Rosanna M Santos, MA, MFT Rosannasantosmft@gmail.com	1/15/2015 10:45 PM
69	Ana-Margarita Sevcik asevcikmft@gmail.com	1/15/2015 10:11 PM
70	Karen Stuart Kelly kstuartkelly@yahoo.com	1/15/2015 10:03 PM
71	Teri Taylor teritaylormft@yahoo.com	1/15/2015 10:02 PM
72	Destiny champion. Destinychampion@sbcglobal.net	1/15/2015 9:49 PM
73	Mary Henry Welschmeyer mhwelschmeeyr@yahoo.com	1/15/2015 9:34 PM
74	Denise Dalgarn ddalgarn@yahoo.com	1/15/2015 9:31 PM
75	Sylvia Krimsley, M. S. skrimsleym@mac.com	1/15/2015 9:16 PM
76	Catherine Englert cenglert07@gmail.com	1/15/2015 9:01 PM
77	Heather irwin LMFT	1/15/2015 8:35 PM
78	Gloria Arenson gloa@cox.net	1/15/2015 8:19 PM
79	Regina Lehrer, M.A., M.F.T. regleh519@sbcglobal.net	1/15/2015 7:33 PM
80	Sydney Eaker	1/15/2015 7:30 PM
81	Maureen houtz Maureen@vmc.net	1/15/2015 7:16 PM
82	Ingrid R.Scott Ingridmft@aol.com	1/15/2015 6:01 PM
83	Maureen Steger mzsteger@att.net	1/15/2015 6:00 PM
84	Timothy Hall drtimothyhall@hotmail.com	1/15/2015 5:46 PM
85	Charlotte L Smith, MFT clsmithmft@comcast.net	1/15/2015 5:26 PM
86	Claudia Santora Claudia.lmft@gmail.com	1/15/2015 5:23 PM
87	Julie A. Wright, MFT juliewmft@aol.com	1/15/2015 5:21 PM
88	Margaret Ann (peggy) Carey pcaret66@yahoo.com	1/15/2015 5:00 PM
89	PATRICIA A GUTIERREZ, LMFT PATTYGUTIERREZLMFT@GMAIL.COM	1/15/2015 4:32 PM
90	Ute E. Bender, MFT 31204	1/15/2015 4:30 PM
91	Rob@robbannistermft.com	1/15/2015 4:27 PM
92	Jean Palmer-Daley jpalmerdaley@gmail.com	1/15/2015 4:19 PM

Demographic Survey - Clinical

93	Corliss Porter cporter@turningpointfoundation.org	1/15/2015 4:18 PM
94	Ken Hazlewood mftken@icloud.com	1/15/2015 3:53 PM
95	Leslie Smith; mft.lesliesmith@gmail.com	1/15/2015 3:52 PM
96	Carol Anne Johnson caroljohnsonmft@gmail.com	1/15/2015 3:44 PM
97	ESTHER C. BLEUEL ecbleuel@gmail.com	1/15/2015 3:38 PM
98	Peggy Ruesink pegruesink@aol.com	1/15/2015 3:37 PM
99	Frank J Walker LMFT fjwalker.walker@gmail.com	1/15/2015 3:37 PM
100	Gina M Nicola gnicola@newlifepismo.com	1/15/2015 3:36 PM
101	Susan L. Schiavone s.schiavone@sbcglobal.net	1/15/2015 3:35 PM
102	Mary Candace Atkins c_atkins@mac.com	1/15/2015 3:33 PM
103	Janie Rommel-Eichorn countryflat@earthlink.net	1/15/2015 3:23 PM
104	Theresa Winters twinters33@gmail.com	1/15/2015 3:23 PM
105	Elaine Rosenberg elainerosenberg@gmail.com	1/15/2015 3:13 PM