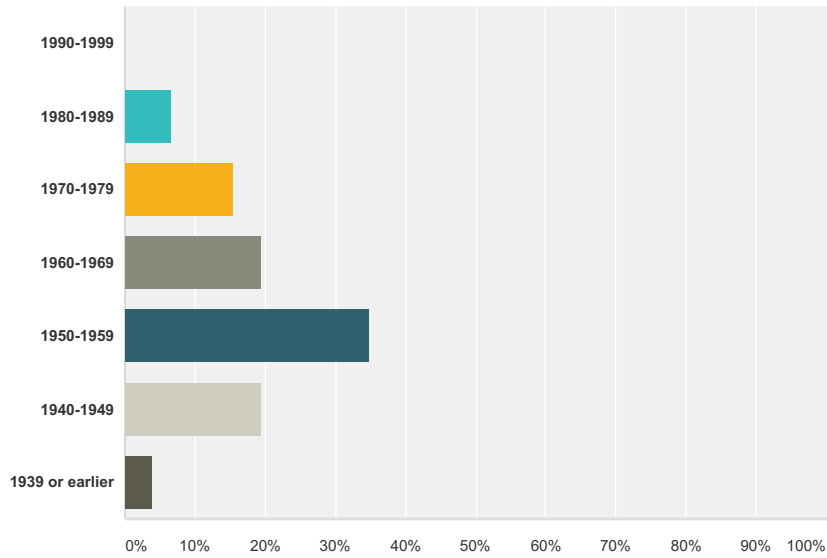


Demographic Survey - Clinical

Q1 What year were you born?

Answered: 149 Skipped: 0

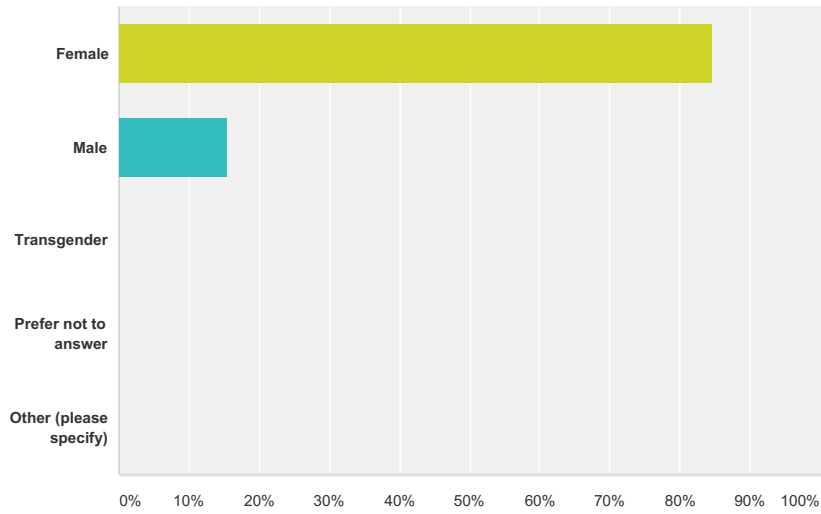


Answer Choices	Responses	Count
1990-1999	0.00%	0
1980-1989	6.71%	10
1970-1979	15.44%	23
1960-1969	19.46%	29
1950-1959	34.90%	52
1940-1949	19.46%	29
1939 or earlier	4.03%	6
Total		149

Demographic Survey - Clinical

Q2 What is your gender identity?

Answered: 149 Skipped: 0



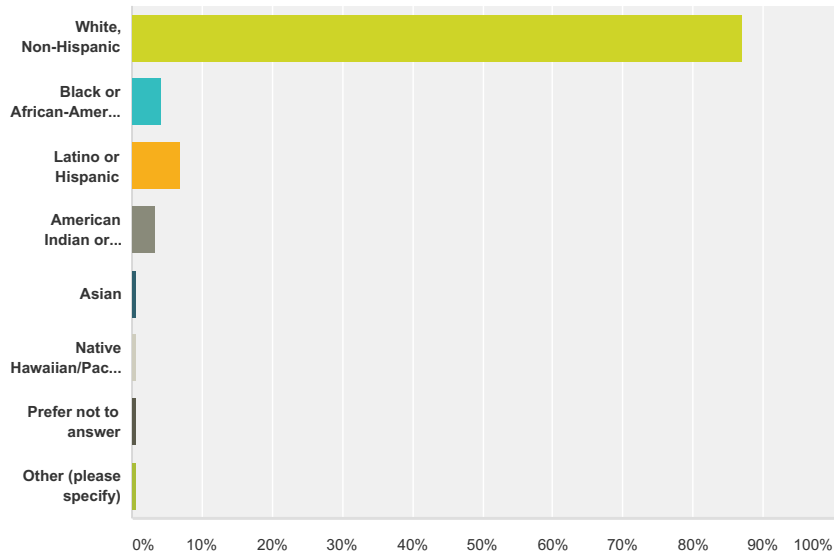
Answer Choices	Responses
Female	84.56% 126
Male	15.44% 23
Transgender	0.00% 0
Prefer not to answer	0.00% 0
Other (please specify)	0.00% 0
Total	149

#	Other (please specify)	Date
	There are no responses.	

Demographic Survey - Clinical

Q3 What is your race/ethnic origin? (Check all that apply)

Answered: 147 Skipped: 2

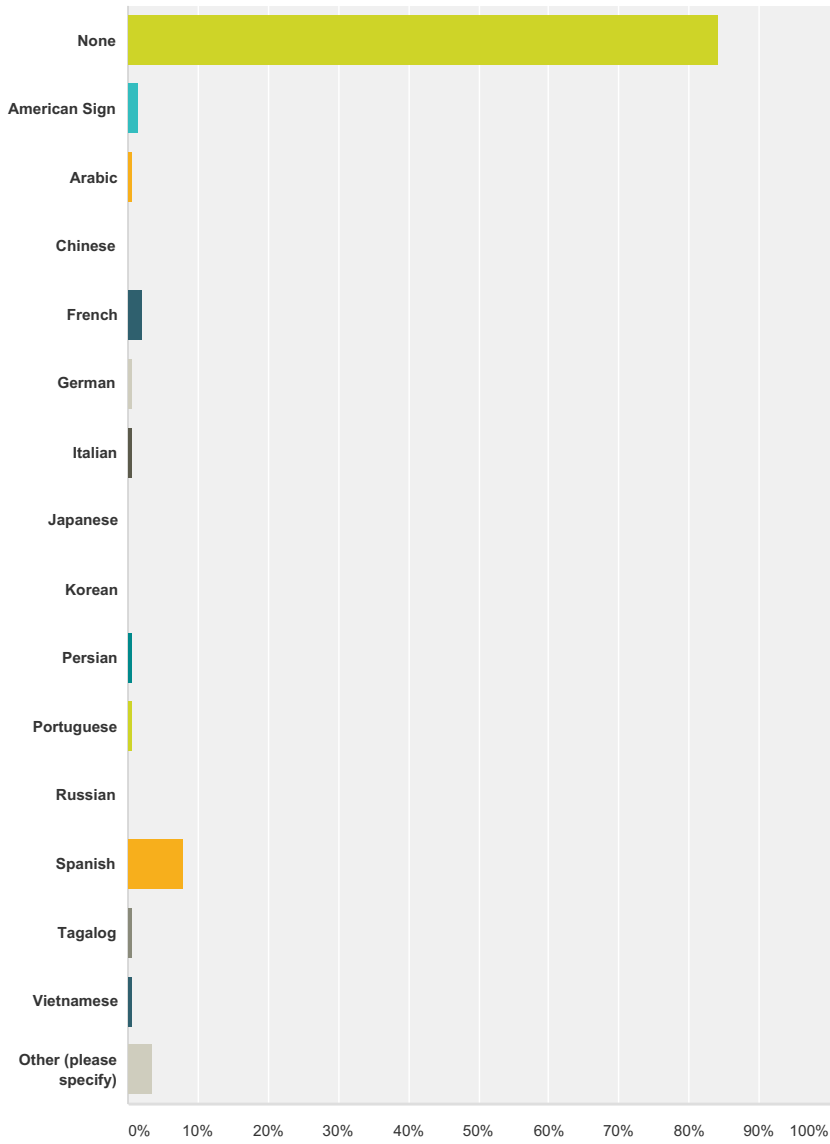


Answer Choices	Responses
White, Non-Hispanic	87.07% 128
Black or African-American	4.08% 6
Latino or Hispanic	6.80% 10
American Indian or Alaskan Native	3.40% 5
Asian	0.68% 1
Native Hawaiian/Pacific Islander	0.68% 1
Prefer not to answer	0.68% 1
Other (please specify)	0.68% 1
Total Respondents: 147	

#	Other (please specify)	Date
1	White and Hispanic	1/16/2015 3:02 PM

Q4 What language(s) do you speak in addition to English? (Check all that apply)

Answered: 139 Skipped: 10



Answer Choices	Responses
None	84.17% 117
American Sign	1.44% 2
Arabic	0.72% 1
Chinese	0.00% 0
French	2.16% 3
German	0.72% 1
Italian	0.72% 1
Japanese	0.00% 0
Korean	0.00% 0
Persian	0.72% 1

Demographic Survey - Clinical

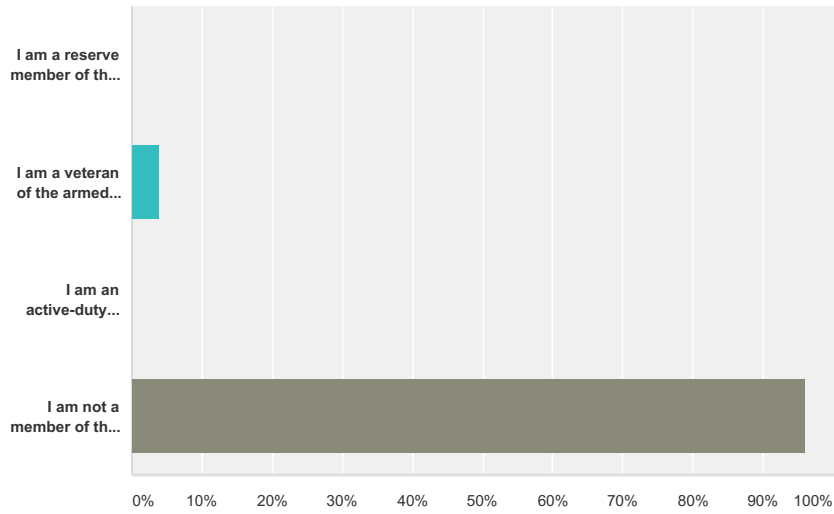
Portuguese	0.72%	1
Russian	0.00%	0
Spanish	7.91%	11
Tagalog	0.72%	1
Vietnamese	0.72%	1
Other (please specify)	3.60%	5
Total Respondents: 139		

#	Other (please specify)	Date
1	Hebrew	2/6/2015 7:23 AM
2	a little Spanish and German	1/16/2015 6:04 PM
3	neither Arabic or French well enough to do clinical work, but was operational living overseas.	1/15/2015 4:17 PM
4	un poquito Espanol	1/15/2015 3:18 PM
5	Armenian	1/15/2015 3:17 PM

Demographic Survey - Clinical

Q5 Are you a member of the armed service?

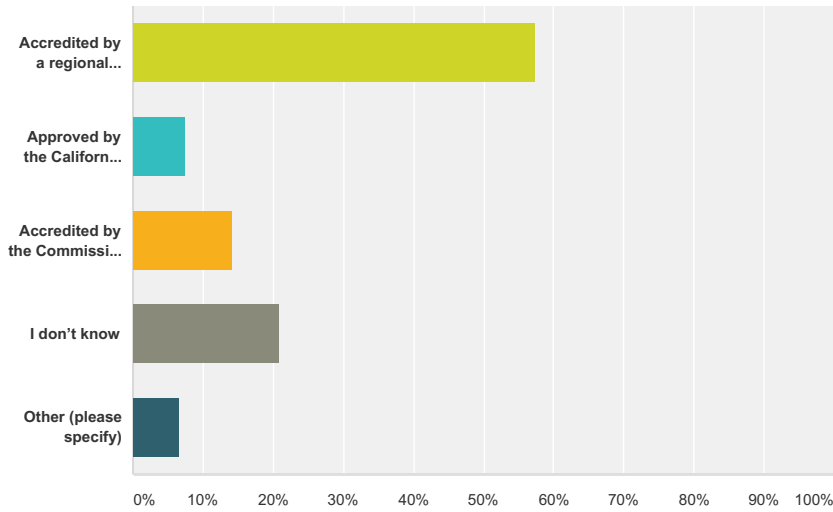
Answered: 148 Skipped: 1



Answer Choices	Responses
I am a reserve member of the armed service	0.00% 0
I am a veteran of the armed service	4.05% 6
I am an active-duty member of the armed service	0.00% 0
I am not a member of the armed service	95.95% 142
Total	148

Q6 Did you graduate from an accredited or state approved school?

Answered: 148 Skipped: 1



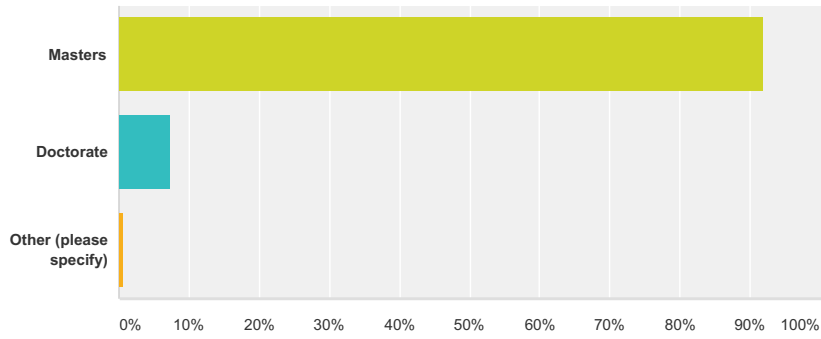
Answer Choices	Responses
Accredited by a regional accrediting body (e.g., Western Association of Schools and Colleges)	57.43% 85
Approved by the California Bureau of Private, Postsecondary and Vocational Education or its equivalent	7.43% 11
Accredited by the Commission on Accreditation for Marriage and Family Therapy Education (COAMFTE)	14.19% 21
I don't know	20.95% 31
Other (please specify)	6.76% 10
Total Respondents: 148	

#	Other (please specify)	Date
1	state University Masters Program	2/8/2015 8:40 PM
2	University of San Francisco, private school	2/6/2015 8:37 PM
3	Calif state university Sacramento	2/4/2015 9:01 AM
4	CSUS	1/18/2015 12:56 PM
5	Not sure, but I think as marked.	1/16/2015 6:06 PM
6	California Family Study Center 1978, accredited at the time.	1/15/2015 7:15 PM
7	I know the program was accredited, but don't know by what entity.	1/15/2015 4:19 PM
8	accredited but don't know by whom	1/15/2015 3:38 PM
9	Arizona State University graduate	1/15/2015 3:20 PM
10	K CREP (sp)	1/15/2015 2:57 PM

Demographic Survey - Clinical

Q7 What is the highest relevant degree you have earned related to psychotherapy?

Answered: 149 Skipped: 0



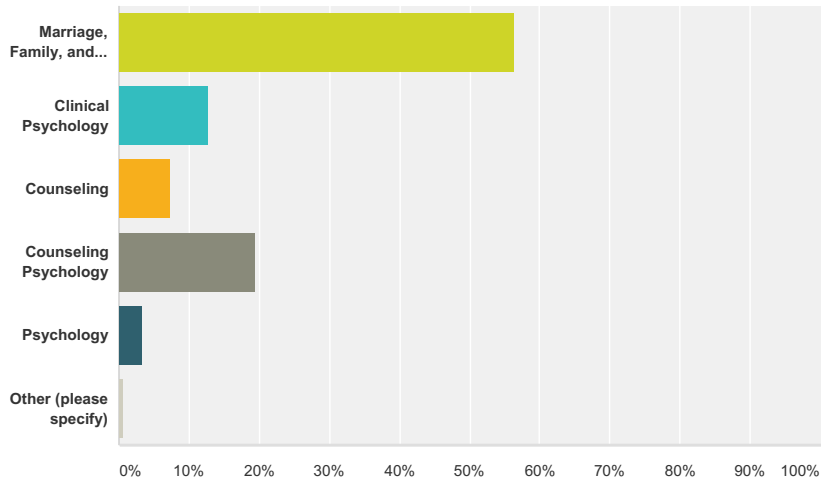
Answer Choices	Responses
Masters	91.95% 137
Doctorate	7.38% 11
Other (please specify)	0.67% 1
Total	149

#	Other (please specify)	Date
1	2 masters	2/4/2015 9:01 AM

Demographic Survey - Clinical

Q8 What is the subject area of your highest relevant degree related to psychotherapy?

Answered: 149 Skipped: 0



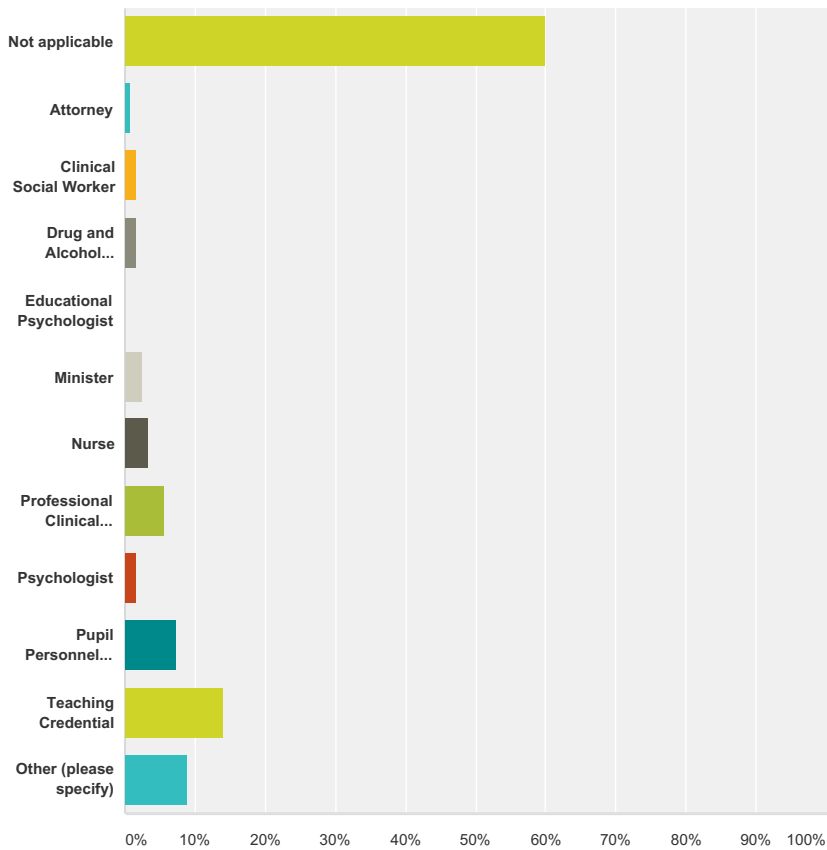
Answer Choices	Responses
Marriage, Family, and Child Counseling/Marital and Family Therapy	56.38% 84
Clinical Psychology	12.75% 19
Counseling	7.38% 11
Counseling Psychology	19.46% 29
Psychology	3.36% 5
Other (please specify)	0.67% 1
Total	149

#	Other (please specify)	Date
1	MFT and Art Therapy	1/18/2015 12:56 PM

Demographic Survey - Clinical

Q9 Which additional California credentials/licenses do you hold? (Check all that apply)

Answered: 122 Skipped: 27



Answer Choices	Responses
Not applicable	59.84% 73
Attorney	0.82% 1
Clinical Social Worker	1.64% 2
Drug and Alcohol Counselor	1.64% 2
Educational Psychologist	0.00% 0
Minister	2.46% 3
Nurse	3.28% 4
Professional Clinical Counselor	5.74% 7
Psychologist	1.64% 2
Pupil Personnel Services	7.38% 9
Teaching Credential	13.93% 17
Other (please specify)	9.02% 11
Total Respondents: 122	

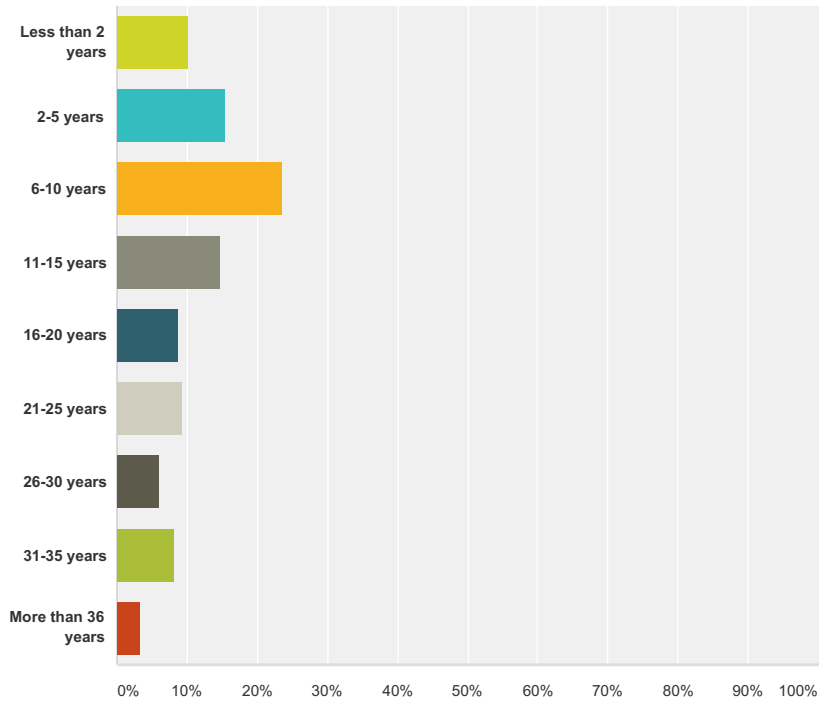
#	Other (please specify)	Date
1	Cosmetologist	2/5/2015 9:21 AM
2	Certified Therapeutic Recreation Specialist	2/4/2015 3:26 PM
3	Hypnotherapy	2/4/2015 10:31 AM

Demographic Survey - Clinical

4	Masters of Social Work (MSW)	1/25/2015 6:09 PM
5	LMFT	1/25/2015 1:26 AM
6	previously licensed psychiatric technician	1/22/2015 11:29 AM
7	MFCC	1/17/2015 3:55 PM
8	Certificate in Thanatology	1/16/2015 7:54 AM
9	Master of Public Health degree	1/15/2015 7:56 PM
10	Community College Teaching and Counseling Credentials	1/15/2015 5:21 PM
11	MFT, MAC DOT SAP	1/15/2015 3:20 PM

Q10 How many years have you been licensed as an MFT?

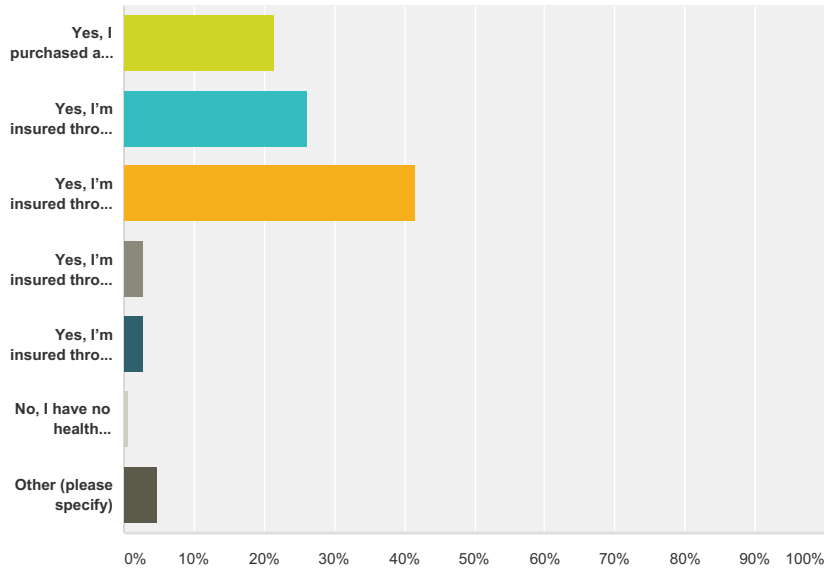
Answered: 148 Skipped: 1



Answer Choices	Responses
Less than 2 years	10.14% 15
2-5 years	15.54% 23
6-10 years	23.65% 35
11-15 years	14.86% 22
16-20 years	8.78% 13
21-25 years	9.46% 14
26-30 years	6.08% 9
31-35 years	8.11% 12
More than 36 years	3.38% 5
Total	148

Q11 Do you have health insurance for your personal medical care?

Answered: 149 Skipped: 0

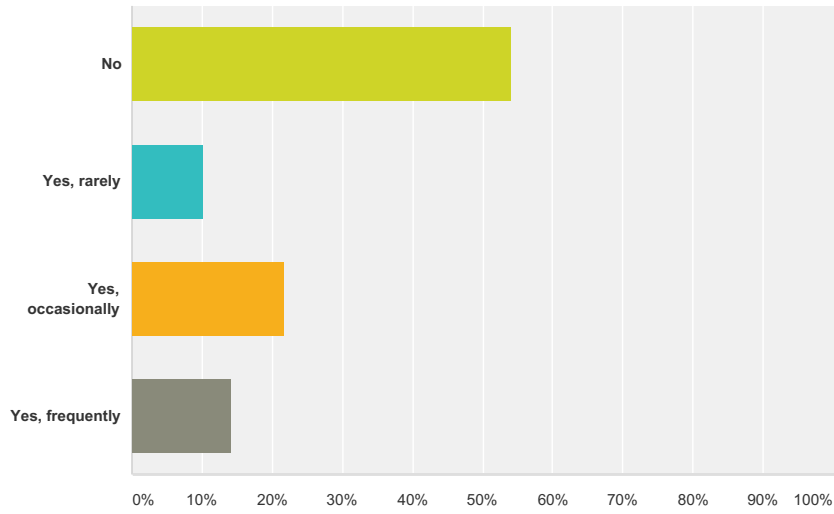


Answer Choices	Responses
Yes, I purchased a private plan	21.48% 32
Yes, I'm insured through my employer	26.17% 39
Yes, I'm insured through my spouse/partner	41.61% 62
Yes, I'm insured through CAMFT's guaranteed issue health plan	2.68% 4
Yes, I'm insured through Covered California	2.68% 4
No, I have no health insurance	0.67% 1
Other (please specify)	4.70% 7
Total	149

#	Other (please specify)	Date
1	Retirement benefit thru former employet	2/4/2015 9:21 AM
2	Medicare plus Supplemental Policy	1/18/2015 12:57 PM
3	Samaritan Ministries	1/16/2015 10:12 AM
4	Ensured through previous job with state of Ca.	1/15/2015 7:56 PM
5	Insured via retirement association	1/15/2015 5:21 PM
6	Medicare	1/15/2015 4:08 PM
7	Former employer-retired	1/15/2015 4:02 PM

Q12 Within the last two years, have you received personal psychotherapy?

Answered: 148 Skipped: 1

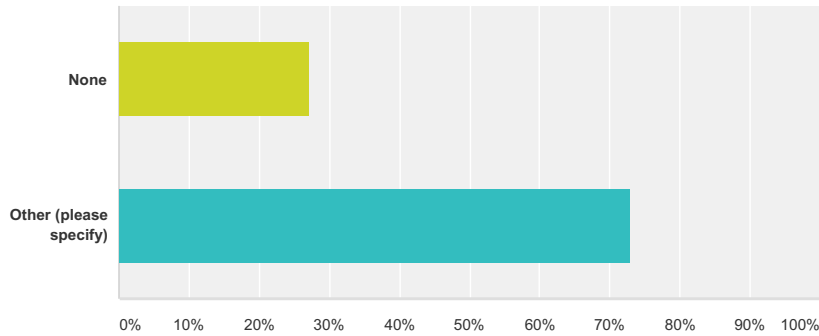


Answer Choices	Responses	
No	54.05%	80
Yes, rarely	10.14%	15
Yes, occasionally	21.62%	32
Yes, frequently	14.19%	21
Total		148

Demographic Survey - Clinical

Q13 What was your career before becoming an LMFT?

Answered: 147 Skipped: 2



Answer Choices	Responses	
None	27.21%	40
Other (please specify)	72.79%	107
Total		147

#	Other (please specify)	Date
1	Teacher	2/9/2015 12:46 PM
2	Retail hardware, pastoral ministry	2/9/2015 8:05 AM
3	Medical assistant, fitness center program coordinator	2/8/2015 8:43 PM
4	clerical	2/7/2015 8:44 PM
5	Animal Health Technician	2/6/2015 8:38 PM
6	Vocational/Occupational counselor	2/6/2015 10:18 AM
7	medical field	2/6/2015 8:14 AM
8	Hillel House Director	2/6/2015 7:25 AM
9	mhrs	2/5/2015 1:59 PM
10	Shipping Manager	2/5/2015 12:04 PM
11	Child protective services	2/5/2015 11:15 AM
12	Service industry	2/5/2015 11:10 AM
13	Law Enforcement	2/5/2015 9:22 AM
14	Drug counselor	2/5/2015 6:54 AM
15	Human services/ Administrative Secretary	2/4/2015 4:35 PM
16	Activity Therapist for Mental Health consumers	2/4/2015 3:28 PM
17	Secondary HS teacher	2/4/2015 12:54 PM
18	Retail, stay at home parent	2/4/2015 12:33 PM
19	Teacher in public school	2/4/2015 11:23 AM
20	teacher	2/4/2015 10:56 AM
21	secretary	2/4/2015 9:42 AM
22	Social worker	2/4/2015 9:21 AM
23	School psychologist and teacher and school counselor	2/4/2015 9:02 AM
24	Elementary school teacher/at-home mom	2/4/2015 9:02 AM
25	social worker	2/2/2015 10:19 AM
26	student, products systems technician	1/25/2015 1:27 AM
27	Certified Public Accountant	1/22/2015 11:49 AM
28	Licensed Psychiatric Technician	1/22/2015 11:32 AM
29	Medical Transcriptionist, Teacher	1/21/2015 7:29 PM

Demographic Survey - Clinical

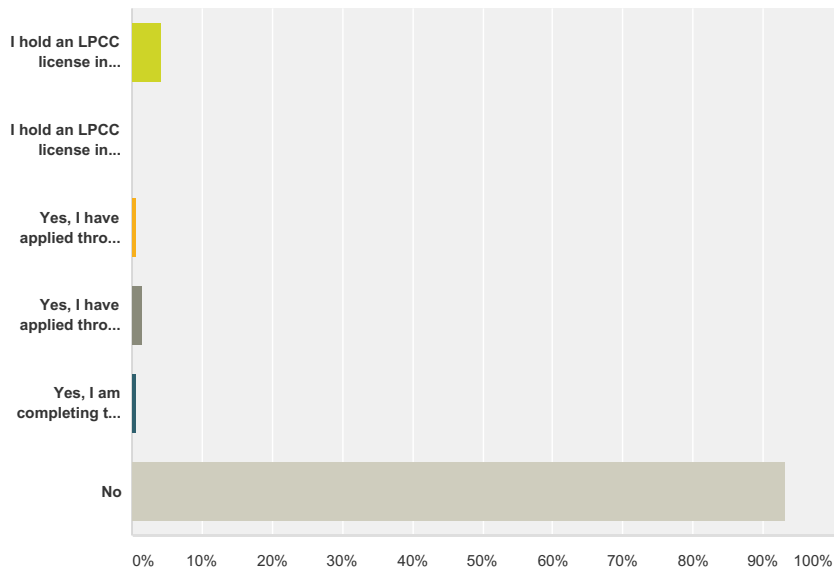
30	teacher	1/21/2015 7:58 AM
31	Management	1/19/2015 10:13 PM
32	Clergy	1/19/2015 4:38 PM
33	secretary	1/19/2015 2:50 PM
34	Mental Health Worker	1/19/2015 8:16 AM
35	director uc violence prevention program	1/19/2015 7:22 AM
36	Piano teacher/musician	1/18/2015 10:13 PM
37	school Psychologist	1/18/2015 1:13 PM
38	professional musician, administrative assistant, and business owner	1/18/2015 12:57 PM
39	Federal employee in HR	1/18/2015 11:30 AM
40	teaching	1/18/2015 10:42 AM
41	Educator	1/17/2015 6:43 PM
42	Administrative Assistant	1/17/2015 3:56 PM
43	management consultant	1/17/2015 10:31 AM
44	Registered Nurse	1/17/2015 8:37 AM
45	counselor drug/alcohol	1/16/2015 10:25 PM
46	Family Nurse Practitioner	1/16/2015 9:16 PM
47	Educational assistant	1/16/2015 8:16 PM
48	Corporate upper level mangement	1/16/2015 6:32 PM
49	mental health track but not geared toward licensure	1/16/2015 6:08 PM
50	Music Therapist	1/16/2015 4:54 PM
51	Chemist, Medical Interpreter	1/16/2015 3:05 PM
52	Foster parent	1/16/2015 10:17 AM
53	Route Sales	1/16/2015 10:12 AM
54	RN	1/16/2015 9:48 AM
55	Land Surveyor	1/16/2015 9:46 AM
56	Early Childhood Education	1/16/2015 8:23 AM
57	Lfe Coach - Teacher	1/16/2015 8:14 AM
58	Business manager	1/16/2015 7:55 AM
59	Pre-School Director	1/16/2015 7:50 AM
60	Director of Drug/Alcohol treatment programs	1/15/2015 11:41 PM
61	US Army	1/15/2015 10:34 PM
62	Child Advocate	1/15/2015 10:14 PM
63	Staff Research Advisor/Research Lab Manager	1/15/2015 9:35 PM
64	manager Residential Treatment Center	1/15/2015 9:34 PM
65	Military intelligence	1/15/2015 9:21 PM
66	Supervisor of group homes	1/15/2015 9:16 PM
67	Outplacement Services	1/15/2015 9:16 PM
68	Teacher	1/15/2015 9:09 PM
69	school counselor/resource specialist	1/15/2015 8:20 PM
70	child social worker	1/15/2015 8:07 PM
71	Public School Teacher	1/15/2015 7:59 PM
72	public health education and administration	1/15/2015 7:56 PM
73	Social Worker Practitioner with county	1/15/2015 7:34 PM
74	high school teacher	1/15/2015 7:23 PM
75	Educator	1/15/2015 7:18 PM
76	Pastor	1/15/2015 7:07 PM
77	Teacher	1/15/2015 6:58 PM
78	teacher, probation officer	1/15/2015 6:51 PM
79	Retail clerk	1/15/2015 6:11 PM

Demographic Survey - Clinical

80	Social Worker	1/15/2015 6:04 PM
81	Worked at San Joaquin County Mental Health--Case Managment	1/15/2015 5:21 PM
82	teacher	1/15/2015 5:08 PM
83	Mother	1/15/2015 4:59 PM
84	law enforcement/corrections	1/15/2015 4:59 PM
85	Retail	1/15/2015 4:49 PM
86	RN	1/15/2015 4:22 PM
87	restaurant server	1/15/2015 4:16 PM
88	Graphic artist	1/15/2015 4:15 PM
89	secretary	1/15/2015 4:13 PM
90	Coal miner	1/15/2015 4:08 PM
91	Marketing Manager in a Fortune 500 Corporation	1/15/2015 4:07 PM
92	Homemaker	1/15/2015 4:02 PM
93	Paralegal	1/15/2015 3:57 PM
94	Insurance broker	1/15/2015 3:55 PM
95	business, farming, insurance investigator	1/15/2015 3:54 PM
96	legal	1/15/2015 3:48 PM
97	Information Technology	1/15/2015 3:43 PM
98	Accounting	1/15/2015 3:40 PM
99	attorney	1/15/2015 3:38 PM
100	Special Education Teacher	1/15/2015 3:34 PM
101	Outdoor Education and Retail Management	1/15/2015 3:32 PM
102	Teacher	1/15/2015 3:29 PM
103	business administration	1/15/2015 3:23 PM
104	Data Programer/editor in the book industry (1975)	1/15/2015 3:20 PM
105	computer programming	1/15/2015 3:18 PM
106	Health Educator	1/15/2015 3:17 PM
107	Healthcare administration	1/15/2015 2:58 PM

Q14 Do you plan to apply for, or are you in the process of obtaining, LPCC licensure in California?

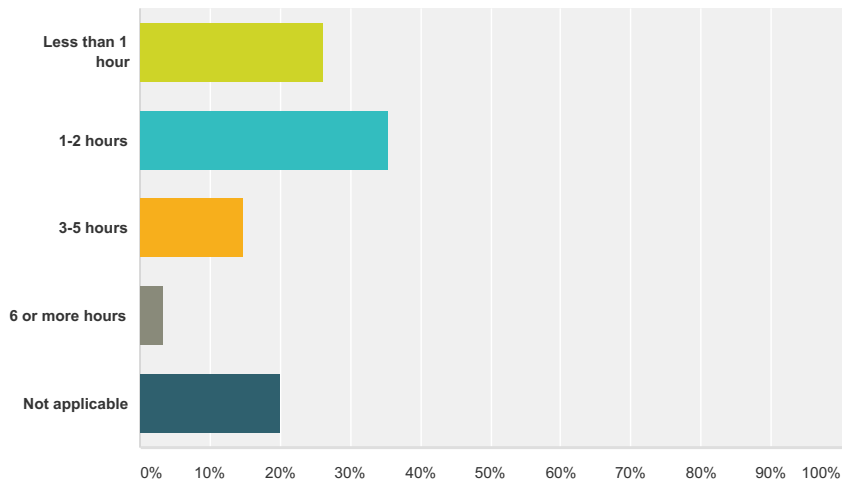
Answered: 147 Skipped: 2



Answer Choices	Responses
I hold an LPCC license in California obtained through the "grandparenting" process	4.08% 6
I hold an LPCC license in California obtained through the "traditional" path	0.00% 0
Yes, I have applied through the "grandparenting" process and am currently completing my deficiencies	0.68% 1
Yes, I have applied through the "grandparenting" process, but am no longer pursuing the LPCC licensure	1.36% 2
Yes, I am completing the "traditional" path toward the LPCC licensure	0.68% 1
No	93.20% 137
Total	147

Q15 On average, how many hours per week do you devoted to volunteer or pro-bono therapy?

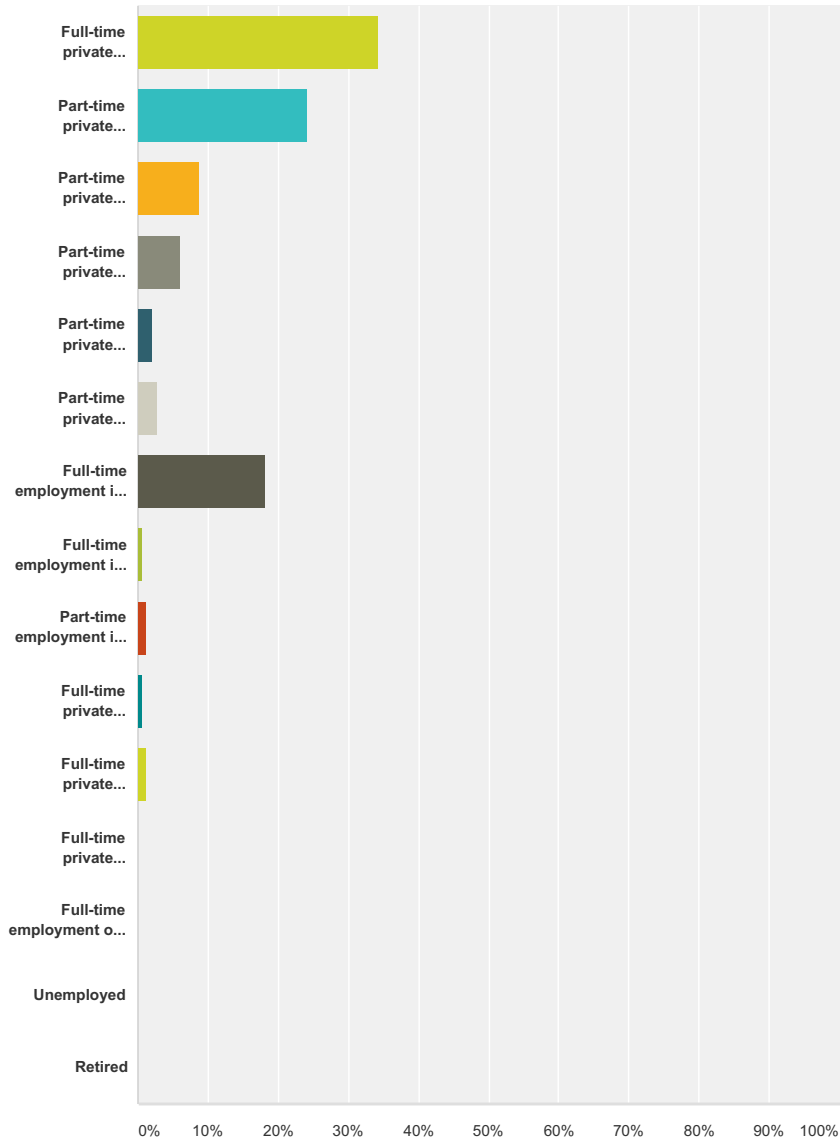
Answered: 149 Skipped: 0



Answer Choices	Responses
Less than 1 hour	26.17% 39
1-2 hours	35.57% 53
3-5 hours	14.77% 22
6 or more hours	3.36% 5
Not applicable	20.13% 30
Total	149

Q16 Which of the following best describes your status? (Note: Full-time is 20 or more hours a week and part-time is fewer than 20 hours a week)

Answered: 149 Skipped: 0



Answer Choices	Responses
Full-time private practice (20 or more hours per week) only	34.23% 51
Part-time private practice (fewer than 20 hours per week) only	24.16% 36
Part-time private practice and full-time employment in a clinical position	8.72% 13
Part-time private practice and part-time employment in a clinical position	6.04% 9
Part-time private practice and full-time employment in a non-clinical position	2.01% 3
Part-time private practice and part-time employment in a non-clinical position	2.68% 4
Full-time employment in a clinical position (not private practice) only	18.12% 27
Full-time employment in a clinical position (not private practice) and part-time in a non-clinical position	0.67% 1
Part-time employment in a clinical position (not private practice) and part-time employment in a non-clinical position	1.34% 2

Demographic Survey - Clinical

Full-time private practice and full-time employment in a clinical position	0.67%	1
Full-time private practice and part-time employment in a clinical position	1.34%	2
Full-time private practice and full-time employment in a non-clinical position	0.00%	0
Full-time employment or in business doing non-clinical work	0.00%	0
Unemployed	0.00%	0
Retired	0.00%	0
Total		149

Demographic Survey - Clinical

Q17 What is your average annual income (before taxes)?

Answered: 0 Skipped: 149

! No matching responses.

Answer Choices	Responses
Less than \$20,000 per year	0.00% 0
\$20,000-\$34,999 per year	0.00% 0
\$35,000-\$44,999 per year	0.00% 0
\$45,000-\$54,999 per year	0.00% 0
\$55,000-\$64,999 per year	0.00% 0
\$65,000-\$79,999 per year	0.00% 0
\$80,000-\$99,999 per year	0.00% 0
\$100,000-\$125,999 per year	0.00% 0
\$126,000-\$149,999 per year	0.00% 0
\$150,000-\$174,999 per year	0.00% 0
\$175,000-\$199,999 per year	0.00% 0
More than \$200,000 per year	0.00% 0
Not applicable	0.00% 0
Total	0

Demographic Survey - Clinical

Q18 Do you work in any of the following setting? (Check all that apply)

Answered: 0 Skipped: 149

! No matching responses.

Answer Choices	Responses	
College or University	0.00%	0
Hospital/Licensed health facility	0.00%	0
Managed care company including HMO, PPO, EAP, etc.	0.00%	0
Group practice/professional corporation	0.00%	0
Non-profit or charitable corporation	0.00%	0
Outpatient clinic	0.00%	0
Residential treatment facility	0.00%	0
School (K-12)	0.00%	0
California Department of Social Services	0.00%	0
California Public Health Service	0.00%	0
California State Department of Corrections and Rehabilitation	0.00%	0
California State Psychiatric Hospital	0.00%	0
California Youth Authority	0.00%	0
Child Protective Services or its equivalent	0.00%	0
Correctional Treatment Facility	0.00%	0
County Mental Health	0.00%	0
County Probation	0.00%	0
County Psychiatric Facility	0.00%	0
Department of Defense	0.00%	0
EAP	0.00%	0
Educational Institution	0.00%	0
Family Court Services	0.00%	0
U.S. Department of Health Services	0.00%	0
U.S. Department of Veterans Affairs	0.00%	0
Other (please specify)	0.00%	0
Total Respondents: 0		

#	Other (please specify)	Date
	There are no responses.	

Demographic Survey - Clinical

Q19 Do you work in any of the following settings? (Check all that apply)

Answered: 0 Skipped: 149

! No matching responses.

Answer Choices	Responses	
California Department of Social Services	0.00%	0
California Public Health Service	0.00%	0
California State Department of Corrections and Rehabilitation	0.00%	0
California State Psychiatric Hospital	0.00%	0
California Youth Authority	0.00%	0
Child Protective Services or its equivalent	0.00%	0
Correctional Treatment Facility	0.00%	0
County Mental Health	0.00%	0
County Probation	0.00%	0
County Psychiatric Facility	0.00%	0
Department of Defense	0.00%	0
EAP	0.00%	0
Educational Institution	0.00%	0
Family Court Services	0.00%	0
U.S. Department of Health Services	0.00%	0
U.S. Department of Veterans Affairs	0.00%	0
Not applicable	0.00%	0
Other (please specify)	0.00%	0
Total Respondents: 0		

#	Other (please specify)	Date
	There are no responses.	

Demographic Survey - Clinical

Q20 What are your duties? (Check all that apply)

Answered: 0 Skipped: 149

! No matching responses.

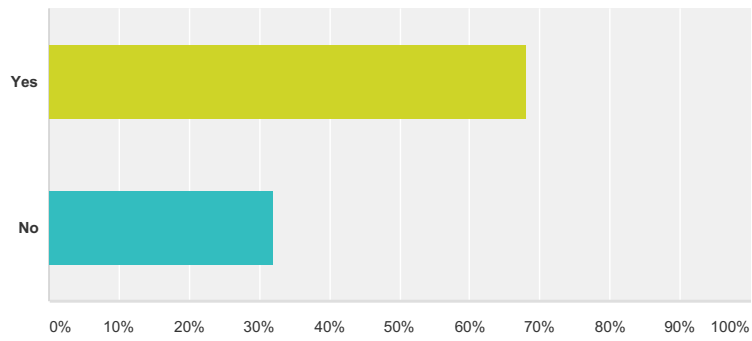
Answer Choices	Responses
Administration	0.00% 0
Adoptions	0.00% 0
Case management	0.00% 0
Child abuse investigations	0.00% 0
Child custody investigations	0.00% 0
Community prevention/education	0.00% 0
Education	0.00% 0
Intakes/referrals	0.00% 0
Mediation	0.00% 0
Social services	0.00% 0
Other (please specify)	0.00% 0
Total Respondents: 0	

#	Other (please specify)	Date
	There are no responses.	

Demographic Survey - Clinical

Q21 Do you consider your private practice your primary career/occupation and source of income?

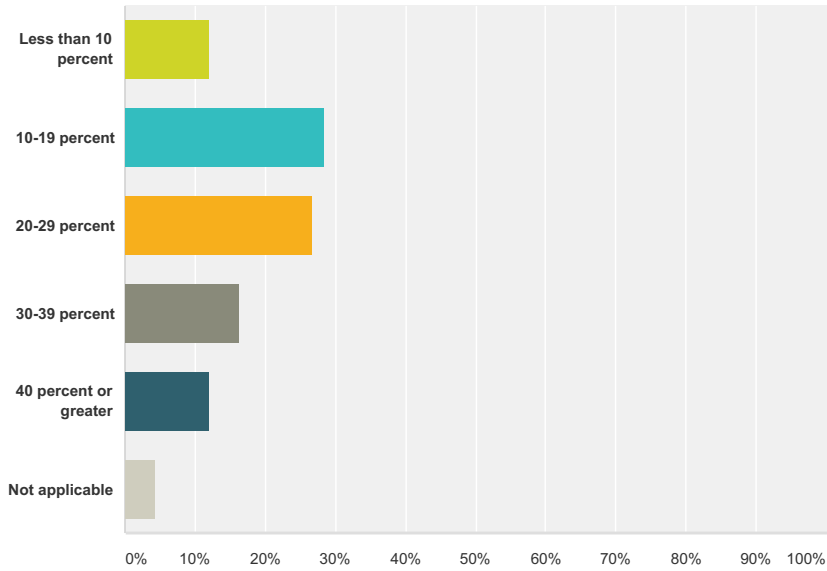
Answered: 119 Skipped: 30



Answer Choices	Responses
Yes	68.07% 81
No	31.93% 38
Total	119

Q22 What percentage of your gross income goes to overhead?

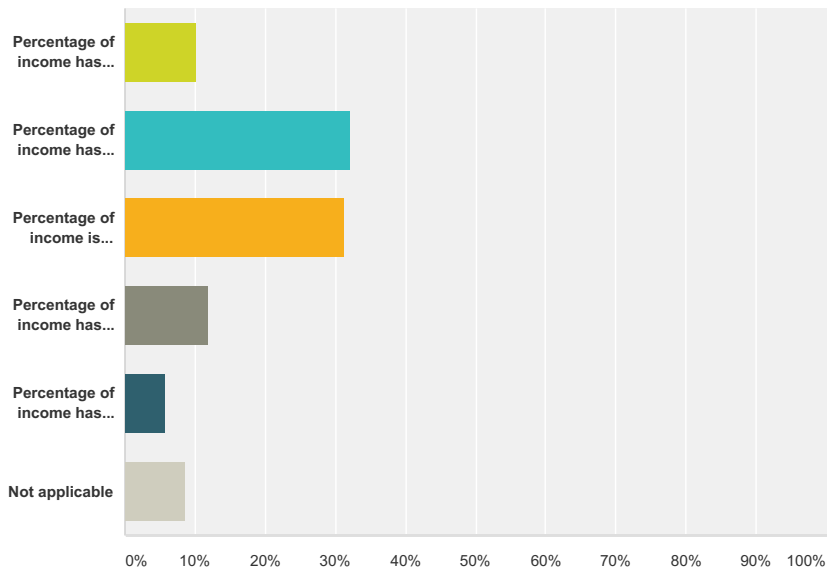
Answered: 116 Skipped: 33



Answer Choices	Responses
Less than 10 percent	12.07% 14
10-19 percent	28.45% 33
20-29 percent	26.72% 31
30-39 percent	16.38% 19
40 percent or greater	12.07% 14
Not applicable	4.31% 5
Total	116

Q23 Have you experienced any changes in your earnings from providing psychotherapy within the past two years?

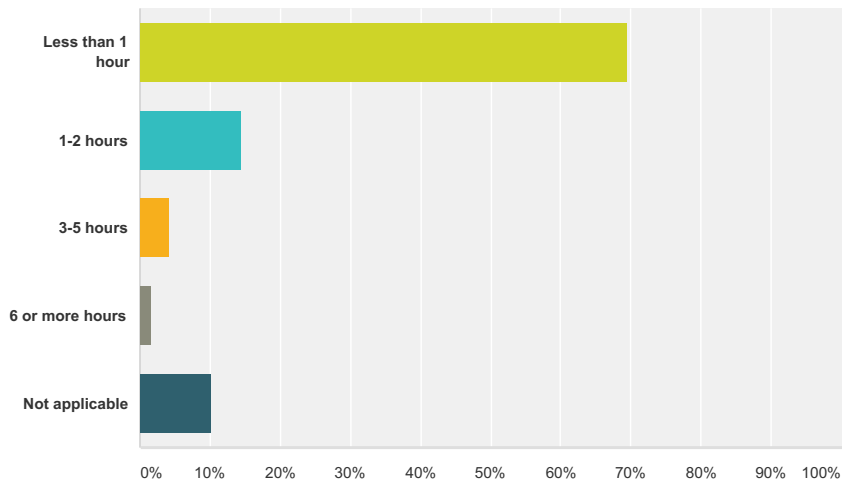
Answered: 118 Skipped: 31



Answer Choices	Responses
Percentage of income has increased significantly	10.17% 12
Percentage of income has increased somewhat	32.20% 38
Percentage of income is approximately the same	31.36% 37
Percentage of income has decreased somewhat	11.86% 14
Percentage of income has decreased significantly	5.93% 7
Not applicable	8.47% 10
Total	118

Q24 What is the average number of hours per week spent marketing/promoting services?

Answered: 118 Skipped: 31

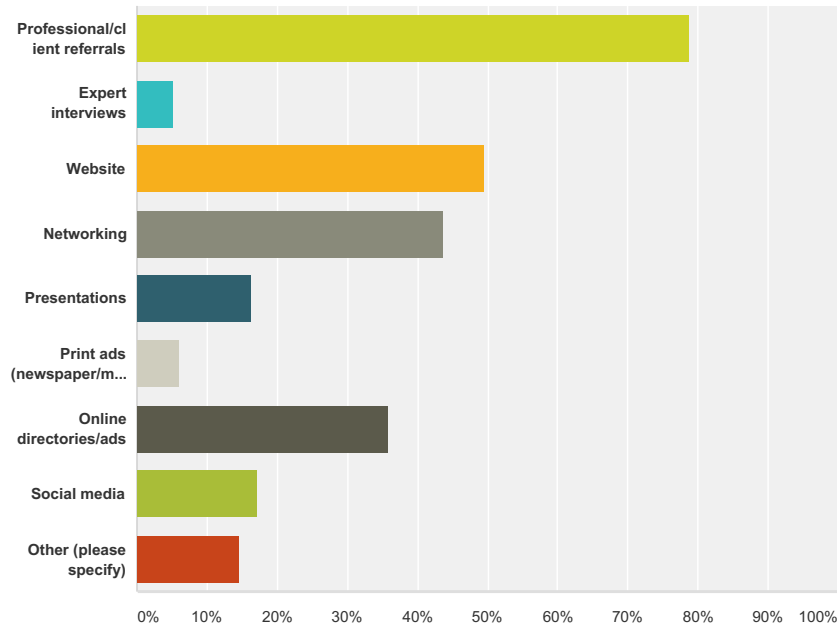


Answer Choices	Responses	Count
Less than 1 hour	69.49%	82
1-2 hours	14.41%	17
3-5 hours	4.24%	5
6 or more hours	1.69%	2
Not applicable	10.17%	12
Total		118

Demographic Survey - Clinical

Q25 How do you market/promote your services? (Check all that apply)

Answered: 117 Skipped: 32



Answer Choices	Responses
Professional/client referrals	78.63% 92
Expert interviews	5.13% 6
Website	49.57% 58
Networking	43.59% 51
Presentations	16.24% 19
Print ads (newspaper/magazines/newsletters, etc.)	5.98% 7
Online directories/ads	35.90% 42
Social media	17.09% 20
Other (please specify)	14.53% 17
Total Respondents: 117	

#	Other (please specify)	Date
1	word of mouth	2/9/2015 8:07 AM
2	Insurance panels, MediCare, MediCal provider,VCP	2/6/2015 7:09 PM
3	Do not market	2/4/2015 10:59 AM
4	INsurance panels	1/21/2015 7:32 PM
5	Insurance contracters	1/19/2015 10:16 PM
6	Work as independent contractor for court system, which provides most of my referrals	1/18/2015 1:00 PM
7	Local CAMFT chapter	1/16/2015 4:57 PM
8	Phone book	1/16/2015 3:08 PM
9	Referrals from past or current clients.	1/16/2015 8:15 AM
10	university counseling referrals	1/15/2015 8:23 PM
11	using marketing consultants, blogging	1/15/2015 7:59 PM
12	volunteer doing groups	1/15/2015 7:37 PM
13	Yellow page add	1/15/2015 7:31 PM

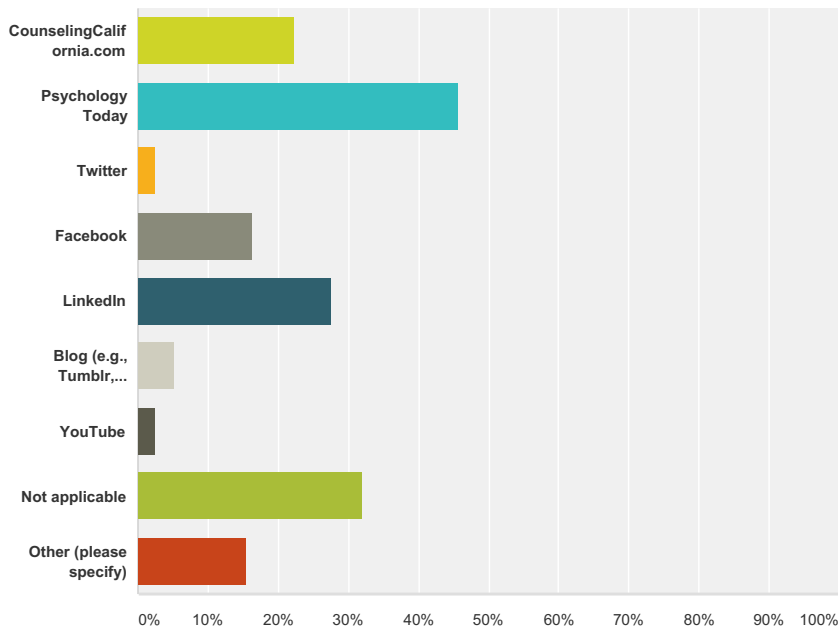
Demographic Survey - Clinical

14	word of mouth referrals from former clients, other clinicians, pastors	1/15/2015 4:25 PM
15	Email	1/15/2015 3:57 PM
16	I am planning to retire at the end of this year	1/15/2015 3:55 PM
17	Preferred provider for several insurances	1/15/2015 3:18 PM

Demographic Survey - Clinical

Q26 Which online directories or social media outlets do you use to promote your services? (Check all that apply)

Answered: 116 Skipped: 33



Answer Choices	Responses
CounselingCalifornia.com	22.41% 26
Psychology Today	45.69% 53
Twitter	2.59% 3
Facebook	16.38% 19
LinkedIn	27.59% 32
Blog (e.g., Tumblr, Wordpress, Blogger, etc.)	5.17% 6
YouTube	2.59% 3
Not applicable	31.90% 37
Other (please specify)	15.52% 18
Total Respondents: 116	

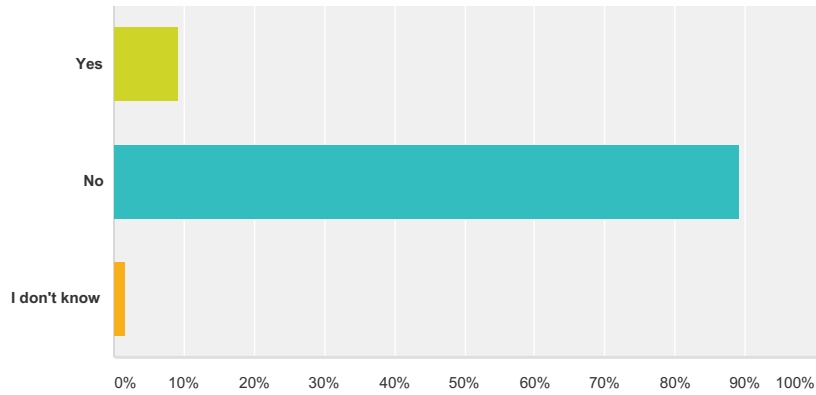
#	Other (please specify)	Date
1	not sure	2/9/2015 8:07 AM
2	None	2/6/2015 8:42 PM
3	I have a website.	2/6/2015 7:09 PM
4	Good Therapy	2/6/2015 7:27 AM
5	YP.com	2/6/2015 12:36 AM
6	psychology today	2/5/2015 11:12 AM
7	None	2/4/2015 9:04 AM
8	Three professional group's websites	1/18/2015 1:00 PM
9	EMDRtherapistnetwork.com	1/16/2015 6:10 PM
10	Insurance	1/16/2015 4:57 PM
11	TherapySites	1/16/2015 10:26 AM
12	Insurance provider listing	1/16/2015 5:39 AM

Demographic Survey - Clinical

13	Google Plus, other directories	1/15/2015 7:59 PM
14	Therapysites.com	1/15/2015 7:37 PM
15	Linkedin	1/15/2015 7:31 PM
16	someday I will publish some papers; but it is not this day...	1/15/2015 4:25 PM
17	Insurance directories	1/15/2015 4:12 PM
18	Theravive, Good Therapy, professional website, google adwords	1/15/2015 3:18 PM

Q27 Has a client asked you to complete a W-9/1099 form?

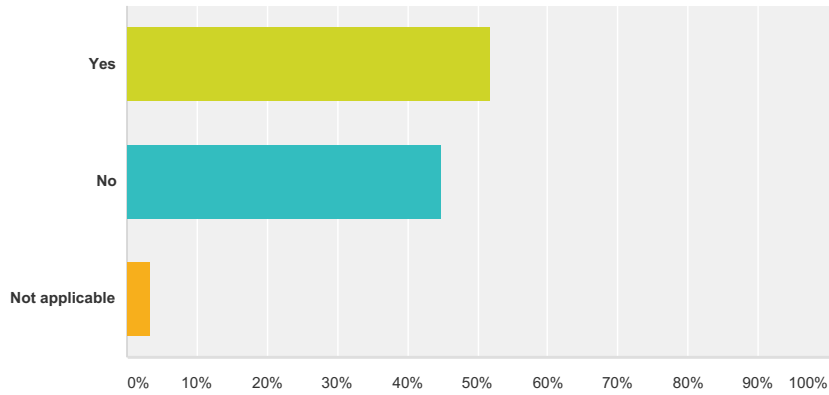
Answered: 119 Skipped: 30



Answer Choices	Responses	
Yes	9.24%	11
No	89.08%	106
I don't know	1.68%	2
Total		119

Q28 Do you accept credit card payments for your services?

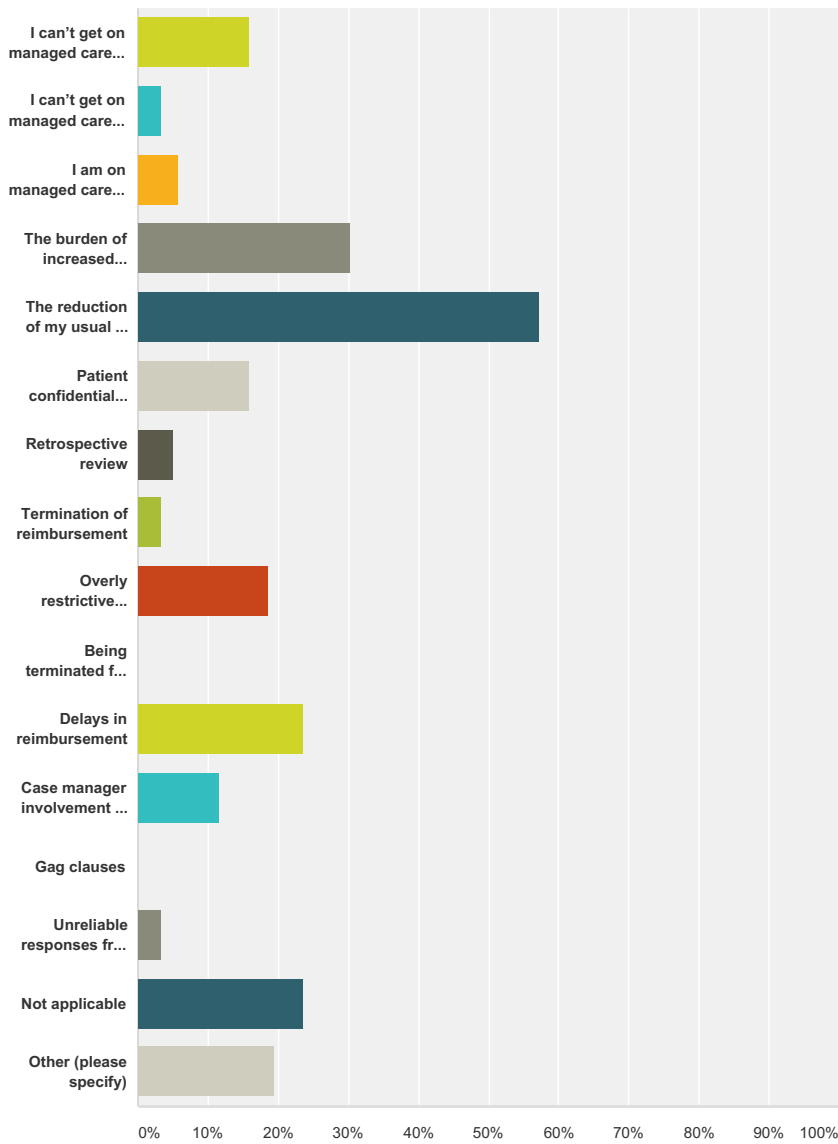
Answered: 118 Skipped: 31



Answer Choices	Responses	
Yes	51.69%	61
No	44.92%	53
Not applicable	3.39%	4
Total		118

Q29 What are your greatest problems in dealing with managed care companies? (select top three problems)

Answered: 119 Skipped: 30



Answer Choices	Responses
I can't get on managed care panels because they are filled	15.97% 19
I can't get on managed care panels because they don't take LMFTs	3.36% 4
I am on managed care panels but receive no referrals	5.88% 7
The burden of increased paperwork	30.25% 36
The reduction of my usual and customary fee	57.14% 68
Patient confidentiality is compromised	15.97% 19
Retrospective review	5.04% 6
Termination of reimbursement	3.36% 4
Overly restrictive limitations on the amount of treatment authorized	18.49% 22
Being terminated from panels	0.00% 0

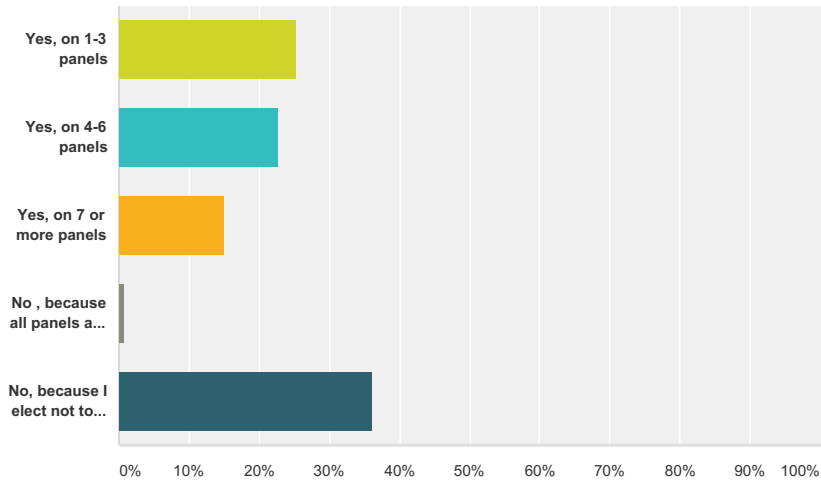
Demographic Survey - Clinical

Delays in reimbursement	23.53%	28
Case manager involvement in treatment decisions	11.76%	14
Gag clauses	0.00%	0
Unreliable responses from case managers/revolving door of case managers	3.36%	4
Not applicable	23.53%	28
Other (please specify)	19.33%	23
Total Respondents: 119		

#	Other (please specify)	Date
1	Phone wait times to get help	2/9/2015 12:48 PM
2	Only accept one EAP	2/6/2015 8:44 PM
3	Some organizations seem to have a "gotcha" claims department, where they find technicalities that supposedly justify denial of payment. My worst are UBH and Medicare.	2/6/2015 7:12 PM
4	I don't deal with managed care because of paperwork, reduced fees and limited sessions.	2/6/2015 4:48 PM
5	Repayment rates	1/19/2015 4:41 PM
6	Mistakes made by managed care companies in the claims payment process. I currently am not getting paid for one client due to imaging problems between the union carrier and Blue Cross. Often claims processors don't pay attention to what they are doing and will charge out different copayments.	1/17/2015 8:46 AM
7	Companies denying claims and continually making mistakes of my reimbursement and client's responsibility portions for payment	1/16/2015 11:54 PM
8	Having to contact insurance to correct errors in their reimbursement	1/16/2015 4:58 PM
9	I don't accept insurance, private pay only.	1/16/2015 11:02 AM
10	I am an Out of network provider.	1/16/2015 10:30 AM
11	Due to errors on claims and misinformation about coverage, I spend excessive time on the phone trying to get answers. Blue Shield is the worst.	1/16/2015 9:50 AM
12	Billing complications, consuming phone resolution processes.	1/16/2015 8:31 AM
13	I stopped taking insurance as it isn't worth the time and effort.	1/16/2015 7:57 AM
14	I do not take insurance. All private pay	1/15/2015 9:37 PM
15	I want to work with the public workers, but MHN pays so low and have been with them 20 years and still get 50.00 hr. I consider it my domestic peace corps work!	1/15/2015 8:25 PM
16	I and my colleagues in our private group practice do not take insurance	1/15/2015 8:00 PM
17	Expense of person to do pperwork	1/15/2015 7:00 PM
18	Difficulties getting clear information about why a billing has been denied.	1/15/2015 5:24 PM
19	Everyone has told me working with managed care is a nightmare and I'm afraid to do it.	1/15/2015 4:20 PM
20	Cost of a billing service	1/15/2015 4:19 PM
21	I stopped doing the billing so I have an Billing Agency do all the authorizations and billing.	1/15/2015 4:09 PM
22	they are in the business of making money, not helping people.	1/15/2015 3:20 PM
23	The 'timely filing' for billing is a killer. I've lost money due to poor billing services. It is disheartening.	1/15/2015 3:18 PM

Q30 Are you a provider on PPO, HMO, EAP, or other managed care panels?

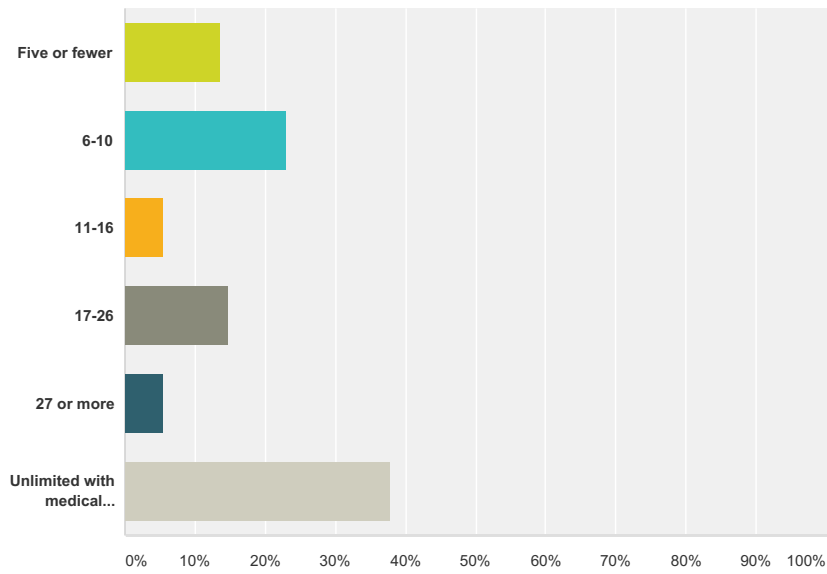
Answered: 119 Skipped: 30



Answer Choices	Responses
Yes, on 1-3 panels	25.21% 30
Yes, on 4-6 panels	22.69% 27
Yes, on 7 or more panels	15.13% 18
No, because all panels are filled	0.84% 1
No, because I elect not to participate	36.13% 43
Total	119

Q31 What is the average number of treatment sessions managed care companies authorize?

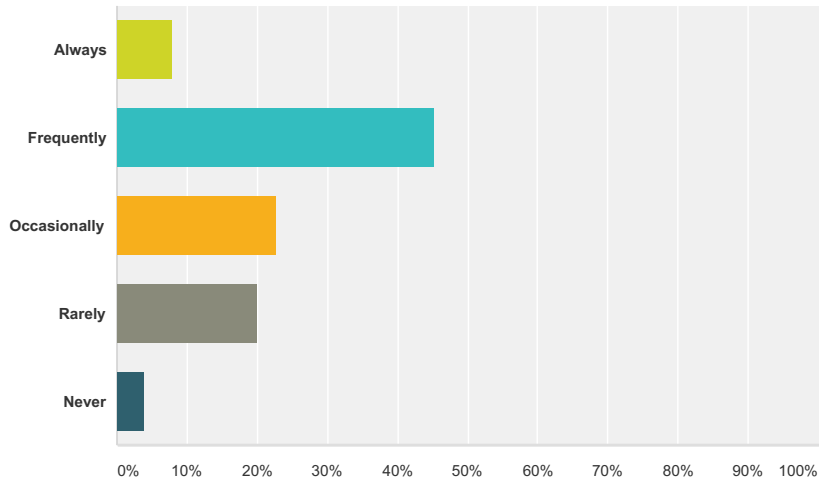
Answered: 74 Skipped: 75



Answer Choices	Responses
Five or fewer	13.51% 10
6-10	22.97% 17
11-16	5.41% 4
17-26	14.86% 11
27 or more	5.41% 4
Unlimited with medical necessity	37.84% 28
Total	74

Q32 In general, do you find the number authorized sufficient?

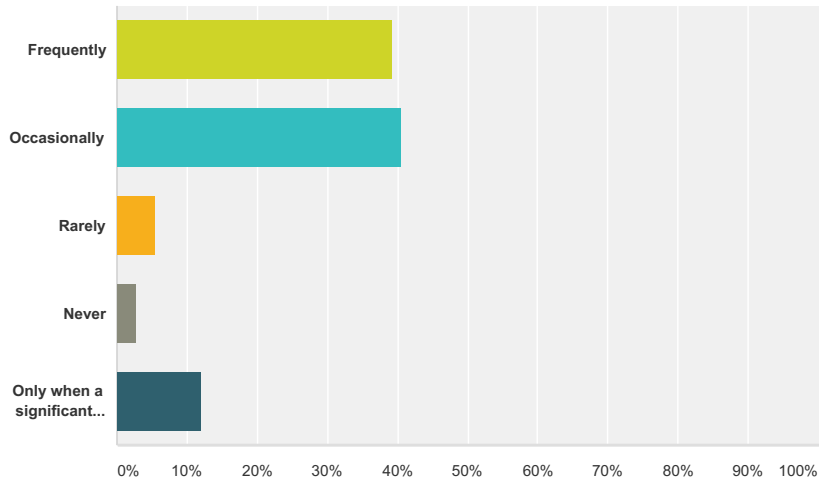
Answered: 75 Skipped: 74



Answer Choices	Responses
Always	8.00% 6
Frequently	45.33% 34
Occasionally	22.67% 17
Rarely	20.00% 15
Never	4.00% 3
Total	75

Q33 Do you advocate for continued treatment for your patients?

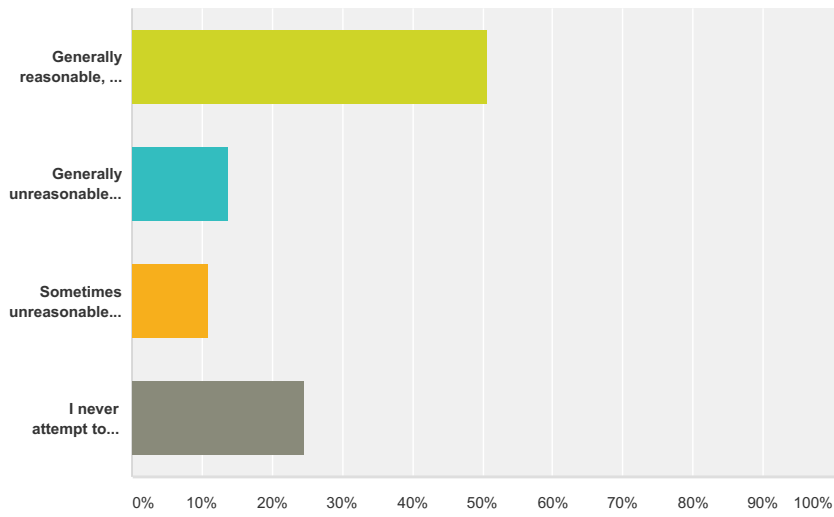
Answered: 74 Skipped: 75



Answer Choices	Responses
Frequently	39.19% 29
Occasionally	40.54% 30
Rarely	5.41% 4
Never	2.70% 2
Only when a significant argument can be made for medical necessity	12.16% 9
Total	74

Q34 Which of the following applies to the terms and conditions of managed care contracts?

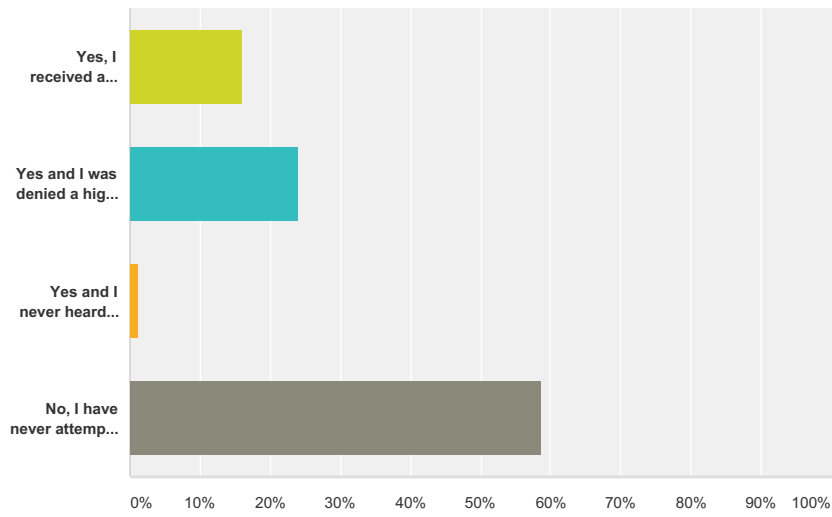
Answered: 73 Skipped: 76



Answer Choices	Responses
Generally reasonable, and I sign without significant negotiation	50.68% 37
Generally unreasonable and difficult to negotiate	13.70% 10
Sometimes unreasonable, but often negotiable	10.96% 8
I never attempt to negotiate the unreasonable contract	24.66% 18
Total	73

Q35 Have you ever negotiated with a managed care company for an increase in your reimbursement?

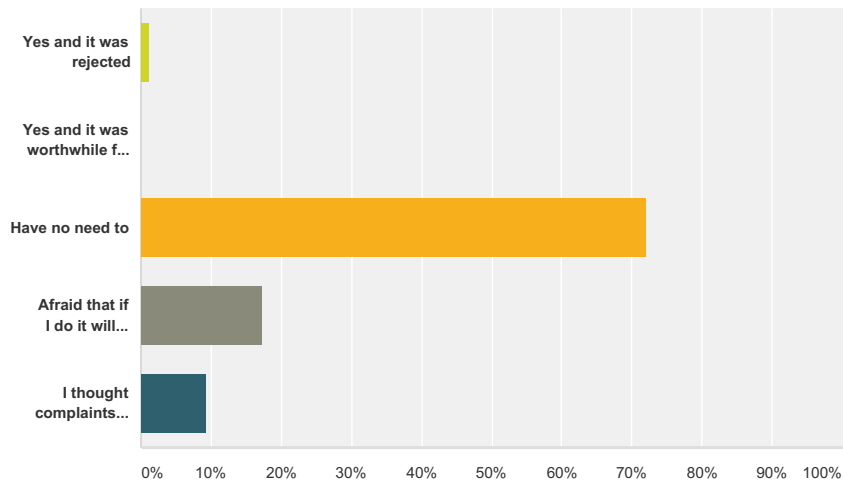
Answered: 75 Skipped: 74



Answer Choices	Responses
Yes, I received a higher reimbursement rate	16.00% 12
Yes and I was denied a higher reimbursement rate	24.00% 18
Yes and I never heard back from the insurance company	1.33% 1
No, I have never attempted to negotiate an increase in reimbursement	58.67% 44
Total	75

Q36 Have you filed a complaint with the Department of Managed Health Care against a managed care company?

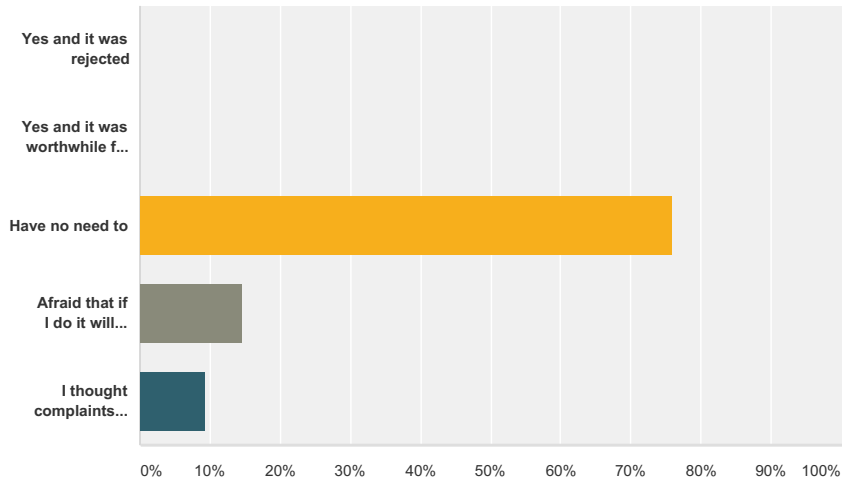
Answered: 75 Skipped: 74



Answer Choices	Responses
Yes and it was rejected	1.33% 1
Yes and it was worthwhile for the patient and me	0.00% 0
Have no need to	72.00% 54
Afraid that if I do it will negatively impact me	17.33% 13
I thought complaints could only be made by patients	9.33% 7
Total	75

Q37 Have you file a complaint with the Department of Insurance?

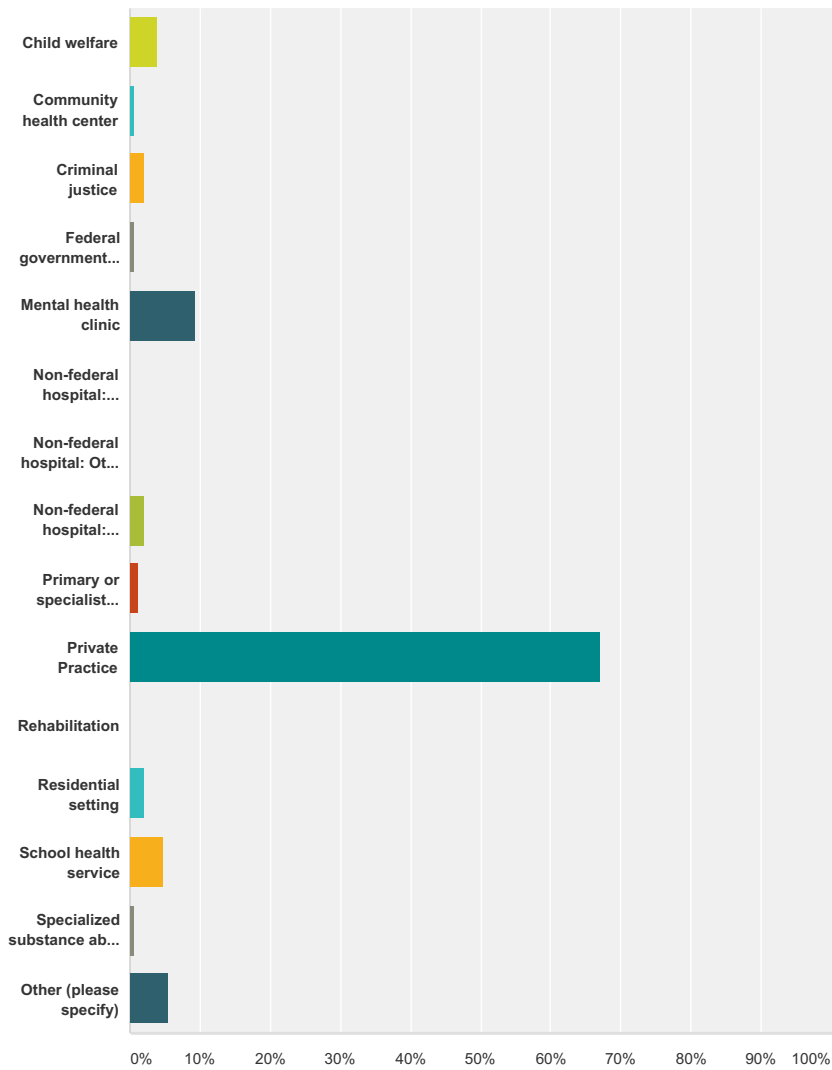
Answered: 75 Skipped: 74



Answer Choices	Responses
Yes and it was rejected	0.00% 0
Yes and it was worthwhile for patient and me	0.00% 0
Have no need to	76.00% 57
Afraid that if I do it will negatively impact me	14.67% 11
I thought complaints could only be made by patients	9.33% 7
Total	75

Q38 Which best describes the type of setting that most closely corresponds to your primary patient care practice location?

Answered: 149 Skipped: 0



Answer Choices	Responses
Child welfare	4.03% 6
Community health center	0.67% 1
Criminal justice	2.01% 3
Federal government hospital	0.67% 1
Mental health clinic	9.40% 14
Non-federal hospital: General Medicine	0.00% 0
Non-federal hospital: Other (e.g., nursing home unit)	0.00% 0
Non-federal hospital: Psychiatric	2.01% 3
Primary or specialist medical care	1.34% 2
Private Practice	67.11% 100
Rehabilitation	0.00% 0

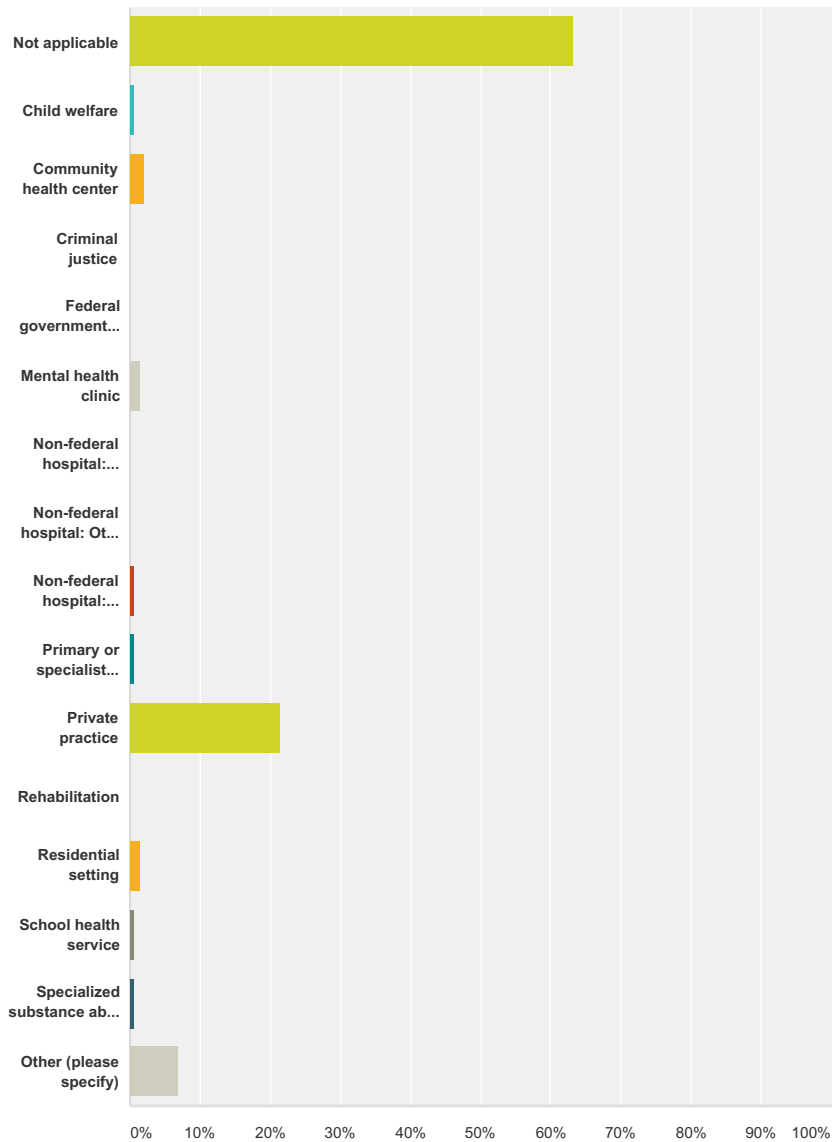
Demographic Survey - Clinical

Residential setting	2.01%	3
School health service	4.70%	7
Specialized substance abuse treatment facility	0.67%	1
Other (please specify)	5.37%	8
Total		149

#	Other (please specify)	Date
1	Non-profit counseling agency	2/8/2015 8:52 PM
2	County	2/4/2015 4:37 PM
3	non profit behavioral health center	2/4/2015 4:27 PM
4	homeless shelter	1/22/2015 11:37 AM
5	county mental health	1/19/2015 2:52 PM
6	University	1/15/2015 4:33 PM
7	No-profit patient advocacy	1/15/2015 3:50 PM
8	postpartum Depression	1/15/2015 3:47 PM

Q39 If applicable, which best describes the type of setting that most closely corresponds to your secondary patient care practice location?

Answered: 144 Skipped: 5



Answer Choices	Responses
Not applicable	63.19% 91
Child welfare	0.69% 1
Community health center	2.08% 3
Criminal justice	0.00% 0
Federal government hospital	0.00% 0
Mental health clinic	1.39% 2
Non-federal hospital: General Medicine	0.00% 0
Non-federal hospital: Other (e.g., nursing home unit)	0.00% 0
Non-federal hospital: Psychiatric	0.69% 1

Demographic Survey - Clinical

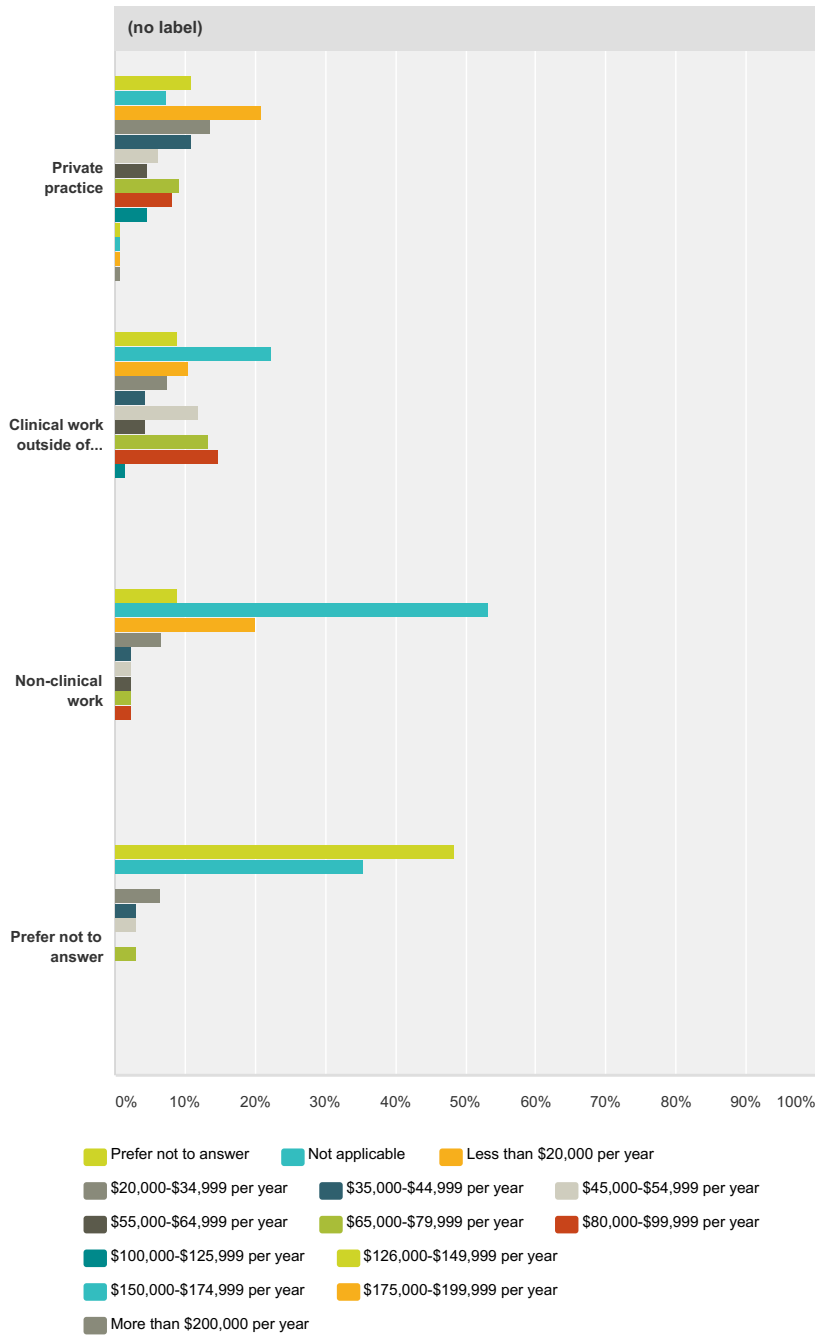
Primary or specialist medical care	0.69%	1
Private practice	21.53%	31
Rehabilitation	0.00%	0
Residential setting	1.39%	2
School health service	0.69%	1
Specialized substance abuse treatment facility	0.69%	1
Other (please specify)	6.94%	10
Total		144

#	Other (please specify)	Date
1	College instructor	2/5/2015 11:17 AM
2	forensic or family court	1/17/2015 10:35 AM
3	N/a	1/16/2015 8:23 PM
4	Domestic violence experrt	1/15/2015 9:23 PM
5	non-profit agency	1/15/2015 7:40 PM
6	religious institution	1/15/2015 6:55 PM
7	Religious/Spiritual Services	1/15/2015 6:06 PM
8	Church	1/15/2015 4:11 PM
9	retired from all other patient care jobs	1/15/2015 3:56 PM
10	college teaching	1/15/2015 3:26 PM

Demographic Survey - Clinical

Q40 What is your average annual income (before taxes) from:(Note: please provide information for all that apply)

Answered: 142 Skipped: 7



(no label)	Prefer not to answer	Not applicable	Less than \$20,000 per year	\$20,000-\$34,999 per year	\$35,000-\$44,999 per year	\$45,000-\$54,999 per year	\$55,000-\$64,999 per year	\$65,000-\$79,999 per year	\$80,000-\$99,999 per year	\$100,000-\$125,999 per year	\$126,000-\$149,999 per year	\$150,000-\$174,999 per year	\$175,000-\$199,999 per year	More than \$200,000 per year	Total
Private practice	10.91%	7.27%	20.91%	13.64%	10.91%	6.36%	4.55%	9.09%	8.18%	4.55%	0.91%	0.91%	0.91%	0.91%	110
	12	8	23	15	12	7	5	10	9	5	1	1	1	1	

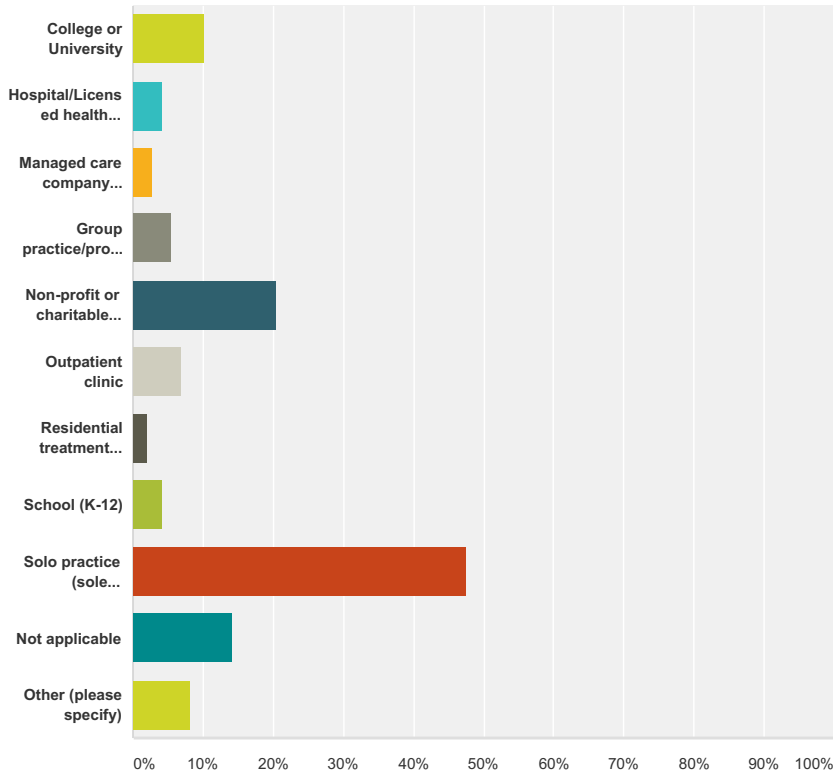
Demographic Survey - Clinical

Clinical work outside of private practice	8.96% 6	22.39% 15	10.45% 7	7.46% 5	4.48% 3	11.94% 8	4.48% 3	13.43% 9	14.93% 10	1.49% 1	0.00% 0	0.00% 0	0.00% 0	0.00% 0	67
Non-clinical work	8.89% 4	53.33% 24	20.00% 9	6.67% 3	2.22% 1	2.22% 1	2.22% 1	2.22% 1	2.22% 1	0.00% 0	0.00% 0	0.00% 0	0.00% 0	0.00% 0	45
Prefer not to answer	48.39% 15	35.48% 11	0.00% 0	6.45% 2	3.23% 1	3.23% 1	0.00% 0	3.23% 1	0.00% 0	0.00% 0	0.00% 0	0.00% 0	0.00% 0	0.00% 0	31

Demographic Survey - Clinical

Q41 Do you work in any of the following settings? (Check all that apply)

Answered: 147 Skipped: 2



Answer Choices	Responses
College or University	10.20% 15
Hospital/Licensed health facility	4.08% 6
Managed care company including HMO, PPO, EAP, etc.	2.72% 4
Group practice/professional corporation	5.44% 8
Non-profit or charitable corporation	20.41% 30
Outpatient clinic	6.80% 10
Residential treatment facility	2.04% 3
School (K-12)	4.08% 6
Solo practice (sole proprietor or solo professional corporation)	47.62% 70
Not applicable	14.29% 21
Other (please specify)	8.16% 12
Total Respondents: 147	

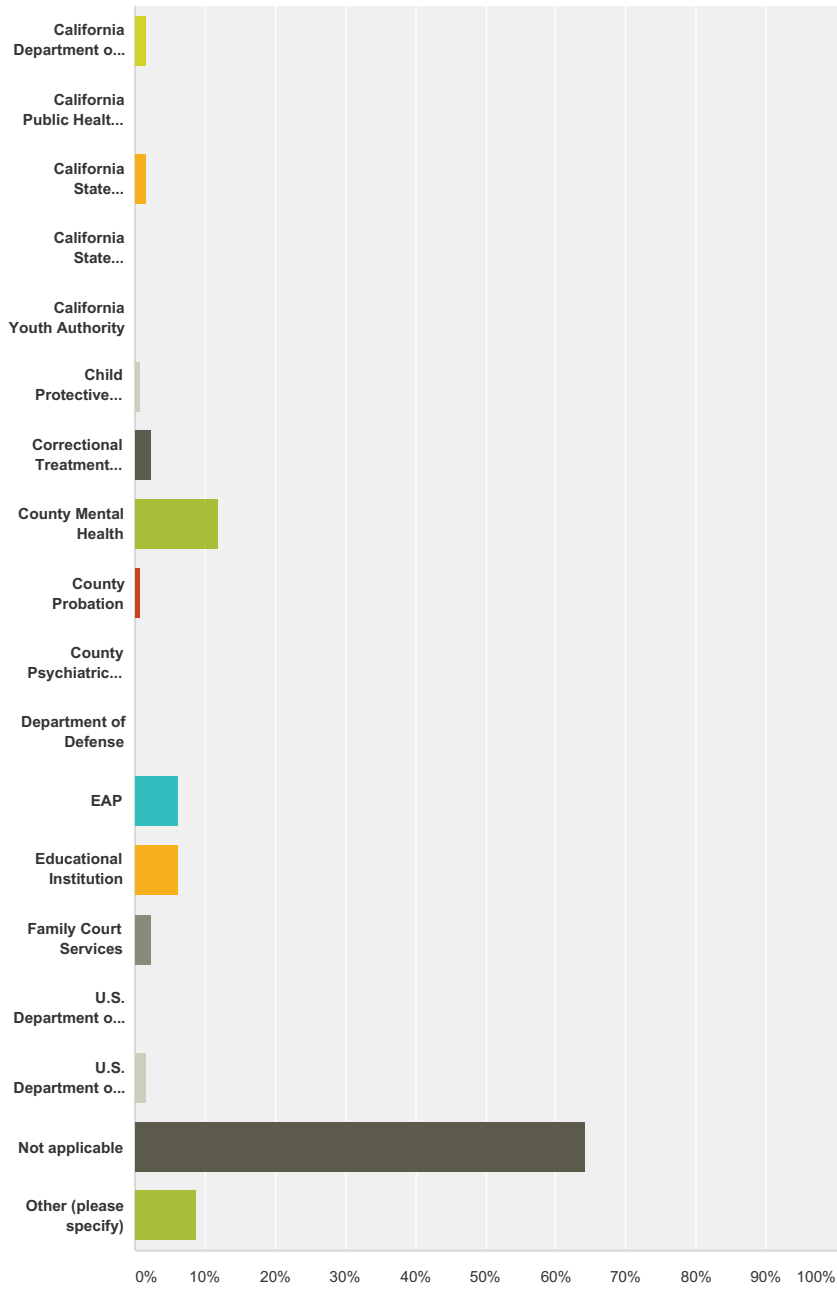
#	Other (please specify)	Date
1	County	2/4/2015 4:37 PM
2	county mental health juvenile justice center	1/19/2015 2:53 PM
3	independent contractor child custody mediator for count superior court	1/18/2015 1:03 PM
4	meet outside my office setting.	1/16/2015 8:21 AM
5	County jail	1/16/2015 7:59 AM
6	Head Start	1/16/2015 5:46 AM

Demographic Survey - Clinical

7	VHA Clinic	1/15/2015 10:37 PM
8	legal system	1/15/2015 10:20 PM
9	Expert witness	1/15/2015 9:25 PM
10	The group practice is a private sole proprietor practice	1/15/2015 8:01 PM
11	worked in nonprofit for many years.	1/15/2015 4:37 PM
12	church	1/15/2015 4:12 PM

Q42 Do you work in any of the following settings? (Check all that apply)

Answered: 126 Skipped: 23



Answer Choices	Responses
California Department of Social Services	1.59% 2
California Public Health Service	0.00% 0
California State Department of Corrections and Rehabilitation	1.59% 2
California State Psychiatric Hospital	0.00% 0
California Youth Authority	0.00% 0
Child Protective Services or its equivalent	0.79% 1
Correctional Treatment Facility	2.38% 3

Demographic Survey - Clinical

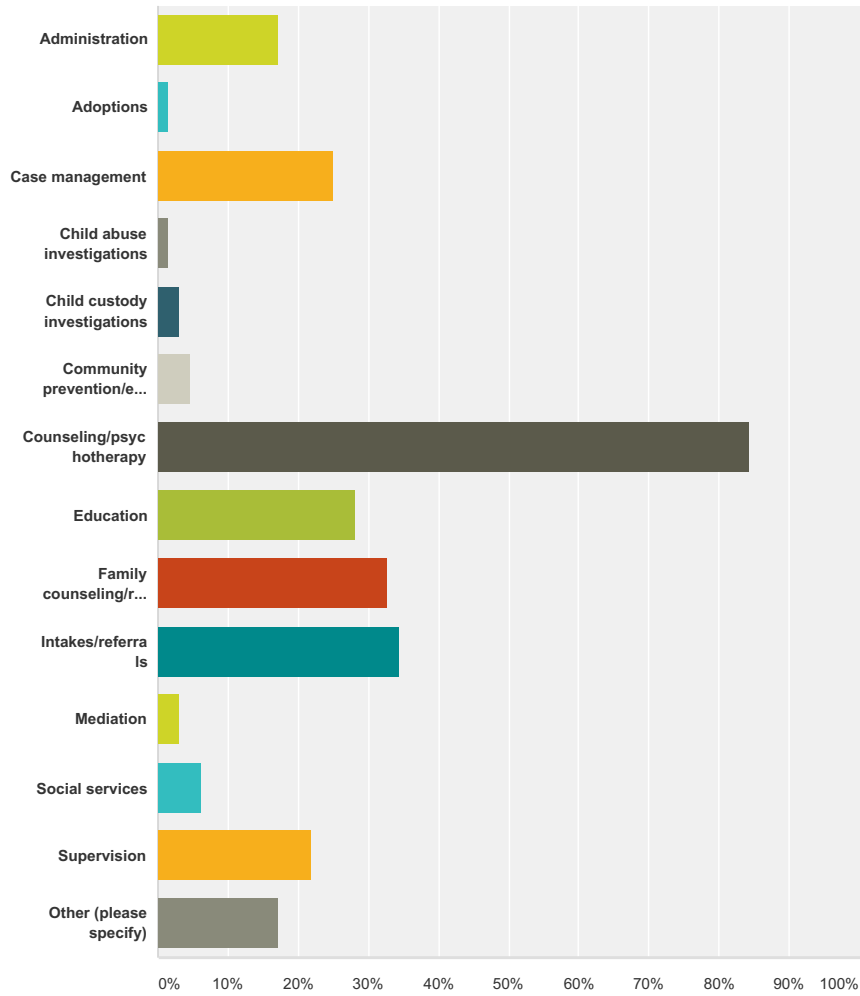
County Mental Health	11.90%	15
County Probation	0.79%	1
County Psychiatric Facility	0.00%	0
Department of Defense	0.00%	0
EAP	6.35%	8
Educational Institution	6.35%	8
Family Court Services	2.38%	3
U.S. Department of Health Services	0.00%	0
U.S. Department of Veterans Affairs	1.59%	2
Not applicable	64.29%	81
Other (please specify)	8.73%	11
Total Respondents: 126		

#	Other (please specify)	Date
1	Private non-profit agency	2/4/2015 9:18 AM
2	Previously worked at mental health county for 18 years	1/25/2015 1:29 AM
3	Homeless shelter	1/22/2015 11:38 AM
4	private practice	1/21/2015 7:37 PM
5	Counseling center/clinic that contracts with county to provide mental health services.	1/19/2015 8:14 AM
6	church community	1/16/2015 8:21 AM
7	contracted to County and may go to facilities, but not often-to do group mtgs. social service, probation, mental health-as a part of Yolo county EAP	1/15/2015 8:31 PM
8	retired from county CPS/APS position (25 yrs). I now work for a non-profit (as contract therapist) and have private practice (small)	1/15/2015 7:43 PM
9	acute inpatient mental hospital	1/15/2015 4:23 PM
10	Private psychiatric hospital	1/15/2015 4:18 PM
11	I have worked in Family Court Services, Out patient Mental Health clinics, the regional centers and The Stanislaus County Dept of Education	1/15/2015 3:58 PM

Demographic Survey - Clinical

Q43 What are your duties? (Check all that apply)

Answered: 64 Skipped: 85



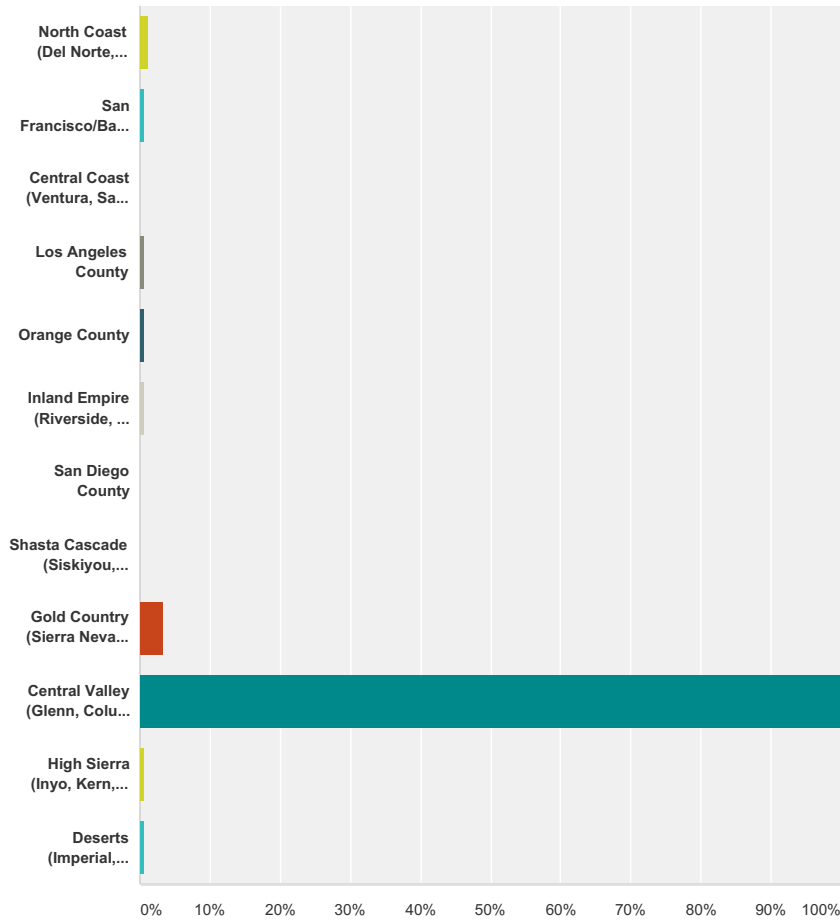
Answer Choices	Responses
Administration	17.19% 11
Adoptions	1.56% 1
Case management	25.00% 16
Child abuse investigations	1.56% 1
Child custody investigations	3.13% 2
Community prevention/education	4.69% 3
Counseling/psychotherapy	84.38% 54
Education	28.13% 18
Family counseling/reunification	32.81% 21
Intakes/referrals	34.38% 22
Mediation	3.13% 2
Social services	6.25% 4
Supervision	21.88% 14
Other (please specify)	17.19% 11

Demographic Survey - Clinical

Total Respondents: 64		
#	Other (please specify)	Date
1	Hospital Liaison	2/4/2015 4:37 PM
2	Currently pvt practice only	1/25/2015 1:30 AM
3	Mental health consultation within public schools	1/19/2015 8:16 AM
4	spiritual growth - healing and development.	1/16/2015 8:22 AM
5	Evaluation for academic placement (ie emotionally disturbed classroom setting)	1/16/2015 6:14 AM
6	Expert witness	1/15/2015 9:25 PM
7	I have a private practice	1/15/2015 7:39 PM
8	Mental health assessments for any minors involved with CPS	1/15/2015 7:11 PM
9	Creative therapy groups (I have an expressive arts certificate)	1/15/2015 4:19 PM
10	NA	1/15/2015 3:58 PM
11	faculty	1/15/2015 3:27 PM

Q44 In which California region/county do you work as a marriage and family therapist or in a related position? (Check all that apply)

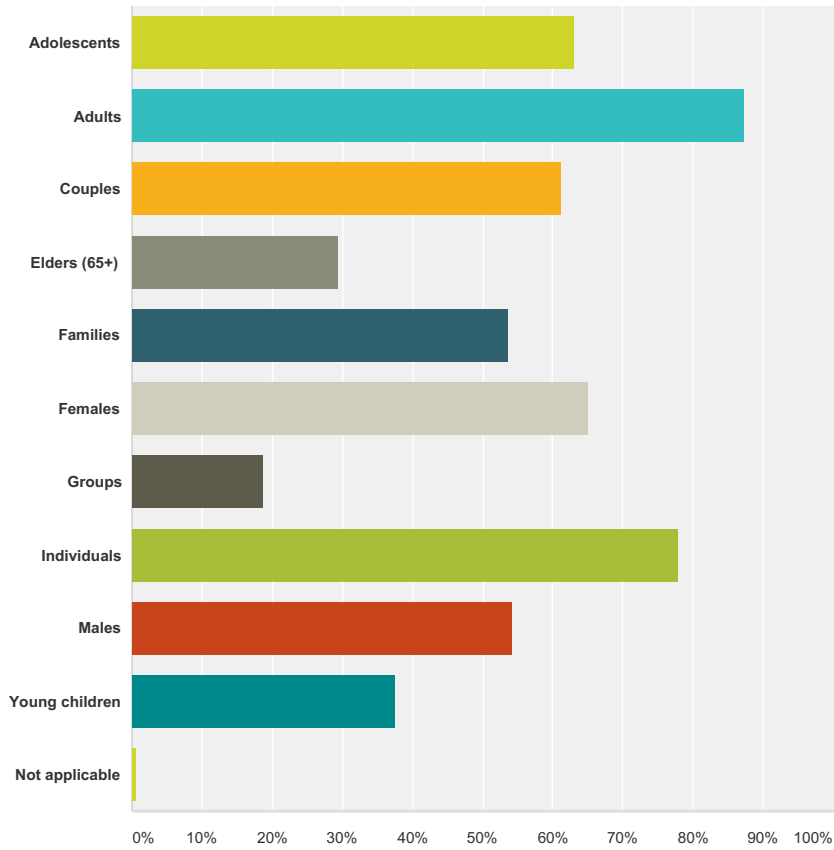
Answered: 149 Skipped: 0



Answer Choices	Responses
North Coast (Del Norte, Humboldt, Mendocino, Sonoma, Lake)	1.34% 2
San Francisco/Bay Area (San Francisco, Marin, Contra Costa, San Mateo, Alameda, Santa Cruz, Santa Clara)	0.67% 1
Central Coast (Ventura, Santa Barbara, San Luis Obispo, Monterey, San Benito)	0.00% 0
Los Angeles County	0.67% 1
Orange County	0.67% 1
Inland Empire (Riverside, San Bernardino)	0.67% 1
San Diego County	0.00% 0
Shasta Cascade (Siskiyou, Modoc, Shasta, Lassen, Tehama, Plumas, Butte, Glenn, Trinity)	0.00% 0
Gold Country (Sierra Nevada, Placer, Yuba, El Dorado, Fresno, Mariposa, Tuolumne, Calaveras, Amador, Sacramento, Sutter)	3.36% 5
Central Valley (Glenn, Colusa, Yolo, Solano, San Joaquin, Sacramento, Stanislaus, Merced, Madera)	100.00% 149
High Sierra (Inyo, Kern, Tulare, Fresno, Madera, Mariposa, Mono, Yuba, Alpine, Tuolumne, Calaveras)	0.67% 1
Deserts (Imperial, Riverside, San Bernardino)	0.67% 1
Total Respondents: 149	

Q45 With which population of clients do you typically work? (Check all that apply)

Answered: 149 Skipped: 0

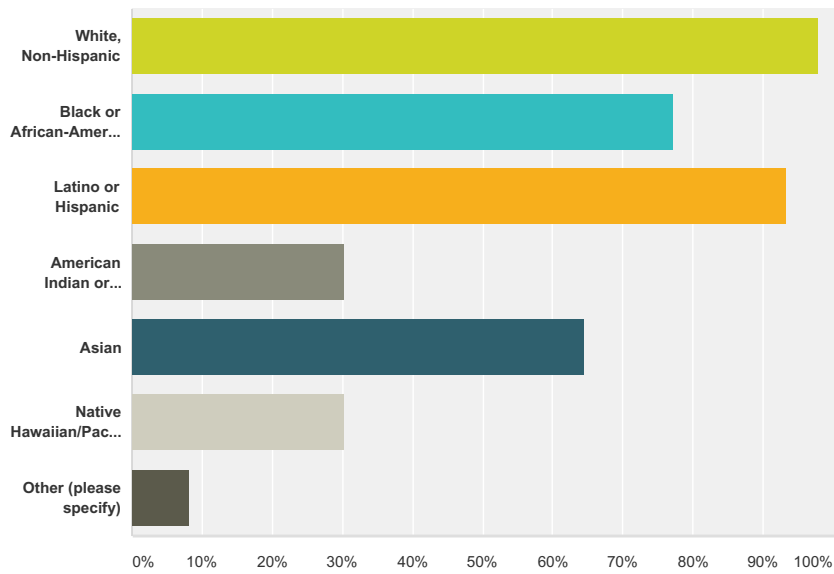


Answer Choices	Responses	Count
Adolescents	63.09%	94
Adults	87.25%	130
Couples	61.07%	91
Elders (65+)	29.53%	44
Families	53.69%	80
Females	65.10%	97
Groups	18.79%	28
Individuals	77.85%	116
Males	54.36%	81
Young children	37.58%	56
Not applicable	0.67%	1
Total Respondents: 149		

Demographic Survey - Clinical

Q46 Which cultures are represented by the patients you treat? (Check all that apply)

Answered: 149 Skipped: 0

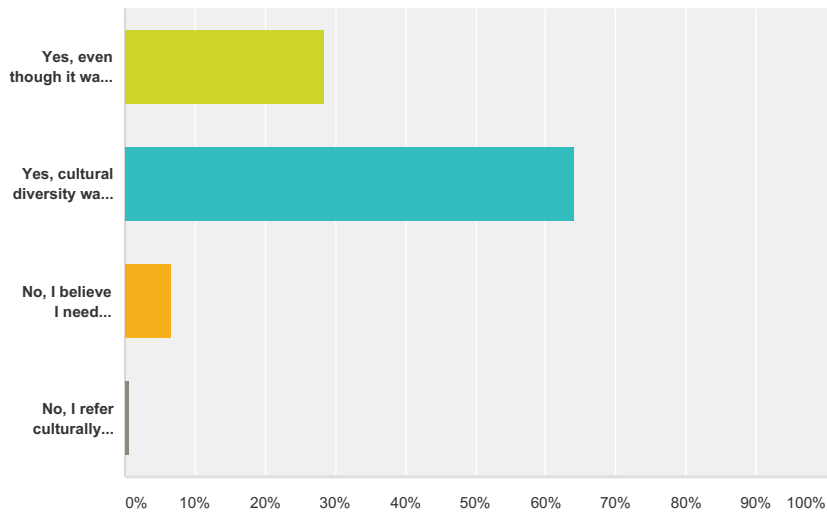


Answer Choices	Responses
White, Non-Hispanic	97.99% 146
Black or African-American	77.18% 115
Latino or Hispanic	93.29% 139
American Indian or Alaskan Native	30.20% 45
Asian	64.43% 96
Native Hawaiian/Pacific Islander	30.20% 45
Other (please specify)	8.05% 12
Total Respondents: 149	

#	Other (please specify)	Date
1	portuguese, multi-ethnic	2/5/2015 11:17 AM
2	Indian, Persian,	2/4/2015 1:03 PM
3	East indian	1/18/2015 1:04 PM
4	Middle Eastern	1/16/2015 6:41 PM
5	Indian	1/16/2015 5:03 PM
6	Military Veteran	1/15/2015 10:39 PM
7	Iranian ,	1/15/2015 8:34 PM
8	Middle east	1/15/2015 7:47 PM
9	Portugese	1/15/2015 7:12 PM
10	Middle Eastern	1/15/2015 5:29 PM
11	Filipino, Middle Eastern	1/15/2015 4:22 PM
12	East Indian	1/15/2015 4:09 PM

Q47 Do you believe you have sufficient educational training to treat culturally diverse patients?

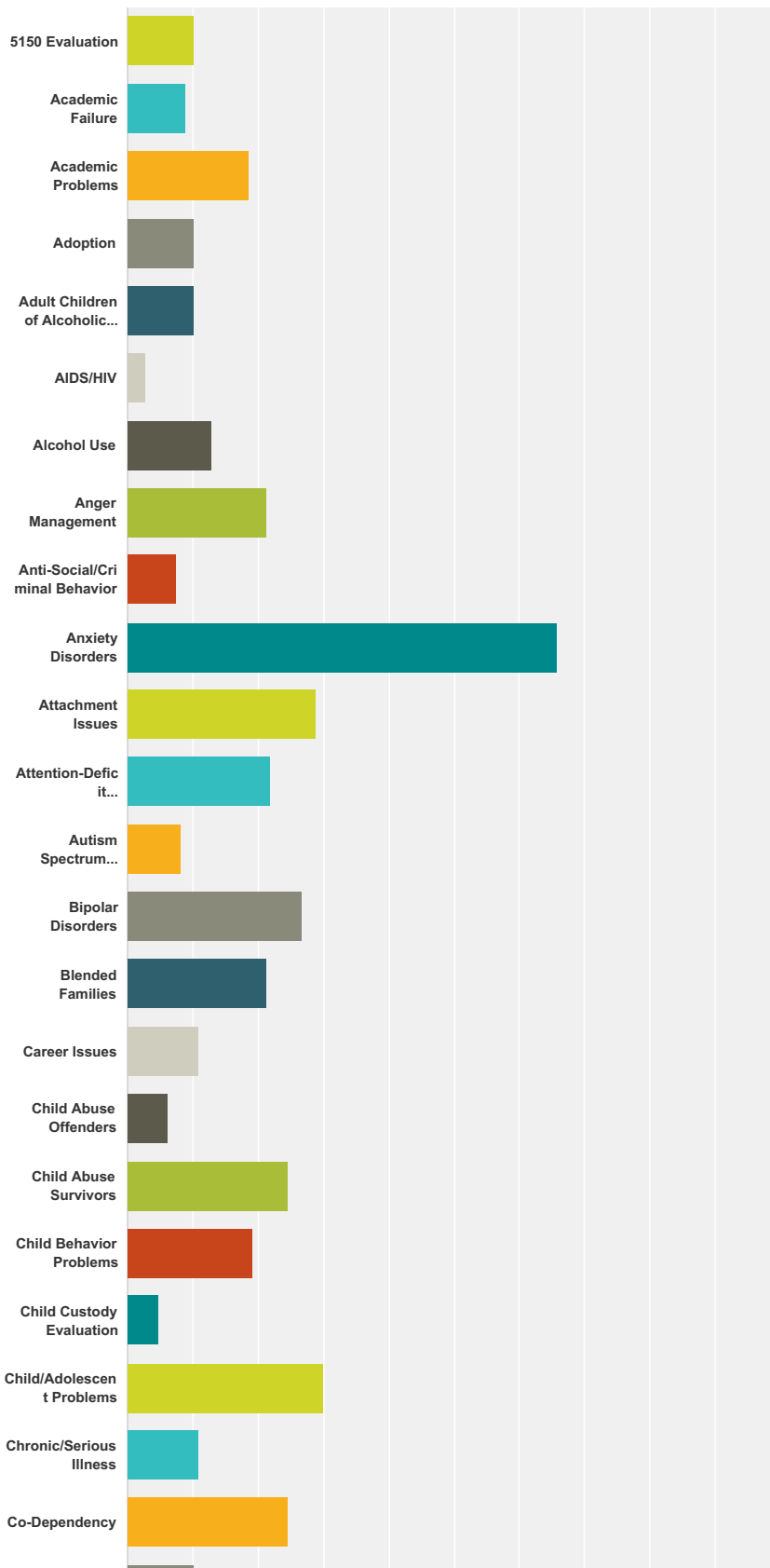
Answered: 148 Skipped: 1



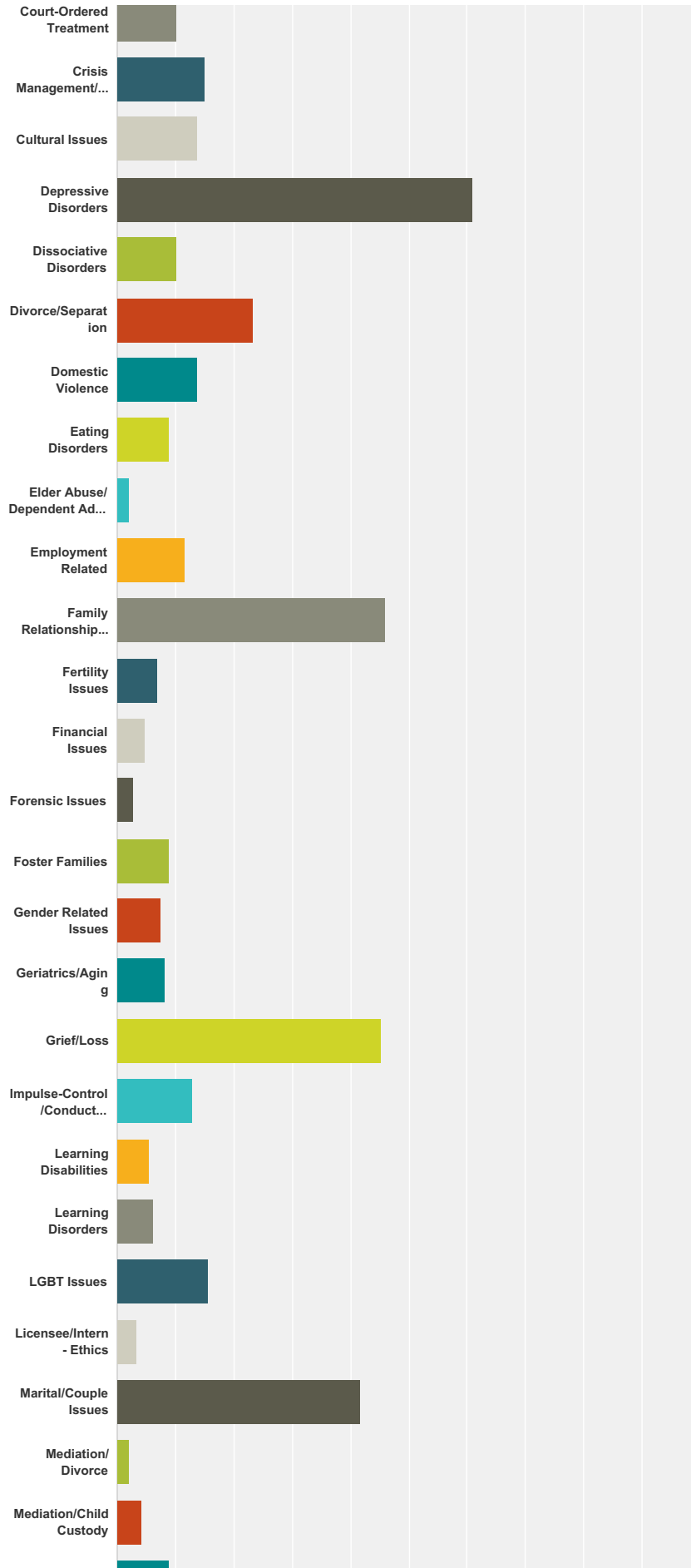
Answer Choices	Responses
Yes, even though it was not sufficiently addressed as a part of my education	28.38% 42
Yes, cultural diversity was adequately covered by my education	64.19% 95
No, I believe I need additional training to treat culturally diverse populations	6.76% 10
No, I refer culturally diverse patients to qualified therapists	0.68% 1
Total	148

**Q48 Which client issues do you work with?
(Please select up to 5 that you consider
yourself to specialize in, if applicable)**

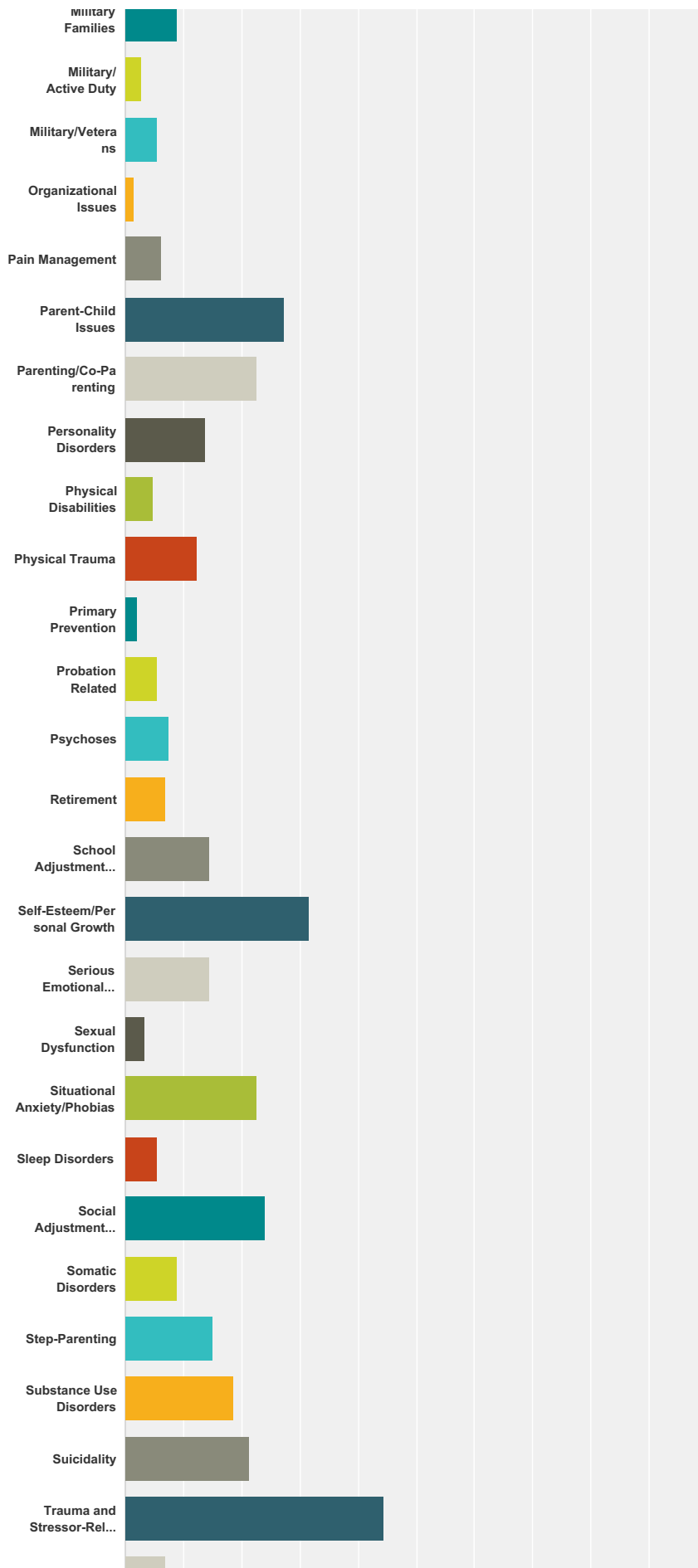
Answered: 146 Skipped: 3



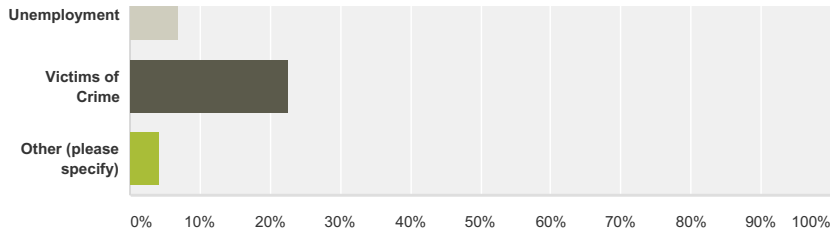
Demographic Survey - Clinical



Demographic Survey - Clinical



Demographic Survey - Clinical



Answer Choices	Responses
5150 Evaluation	10.27% 15
Academic Failure	8.90% 13
Academic Problems	18.49% 27
Adoption	10.27% 15
Adult Children of Alcoholics (ACA)	10.27% 15
AIDS/HIV	2.74% 4
Alcohol Use	13.01% 19
Anger Management	21.23% 31
Anti-Social/Criminal Behavior	7.53% 11
Anxiety Disorders	65.75% 96
Attachment Issues	28.77% 42
Attention-Deficit Hyperactivity Disorder	21.92% 32
Autism Spectrum Disorders	8.22% 12
Bipolar Disorders	26.71% 39
Blended Families	21.23% 31
Career Issues	10.96% 16
Child Abuse Offenders	6.16% 9
Child Abuse Survivors	24.66% 36
Child Behavior Problems	19.18% 28
Child Custody Evaluation	4.79% 7
Child/Adolescent Problems	30.14% 44
Chronic/Serious Illness	10.96% 16
Co-Dependency	24.66% 36
Court-Ordered Treatment	10.27% 15
Crisis Management/ Intervention	15.07% 22
Cultural Issues	13.70% 20
Depressive Disorders	60.96% 89
Dissociative Disorders	10.27% 15
Divorce/Separation	23.29% 34
Domestic Violence	13.70% 20
Eating Disorders	8.90% 13
Elder Abuse/ Dependent Adult Abuse	2.05% 3
Employment Related	11.64% 17
Family Relationship Issues	45.89% 67
Fertility Issues	6.85% 10

Demographic Survey - Clinical

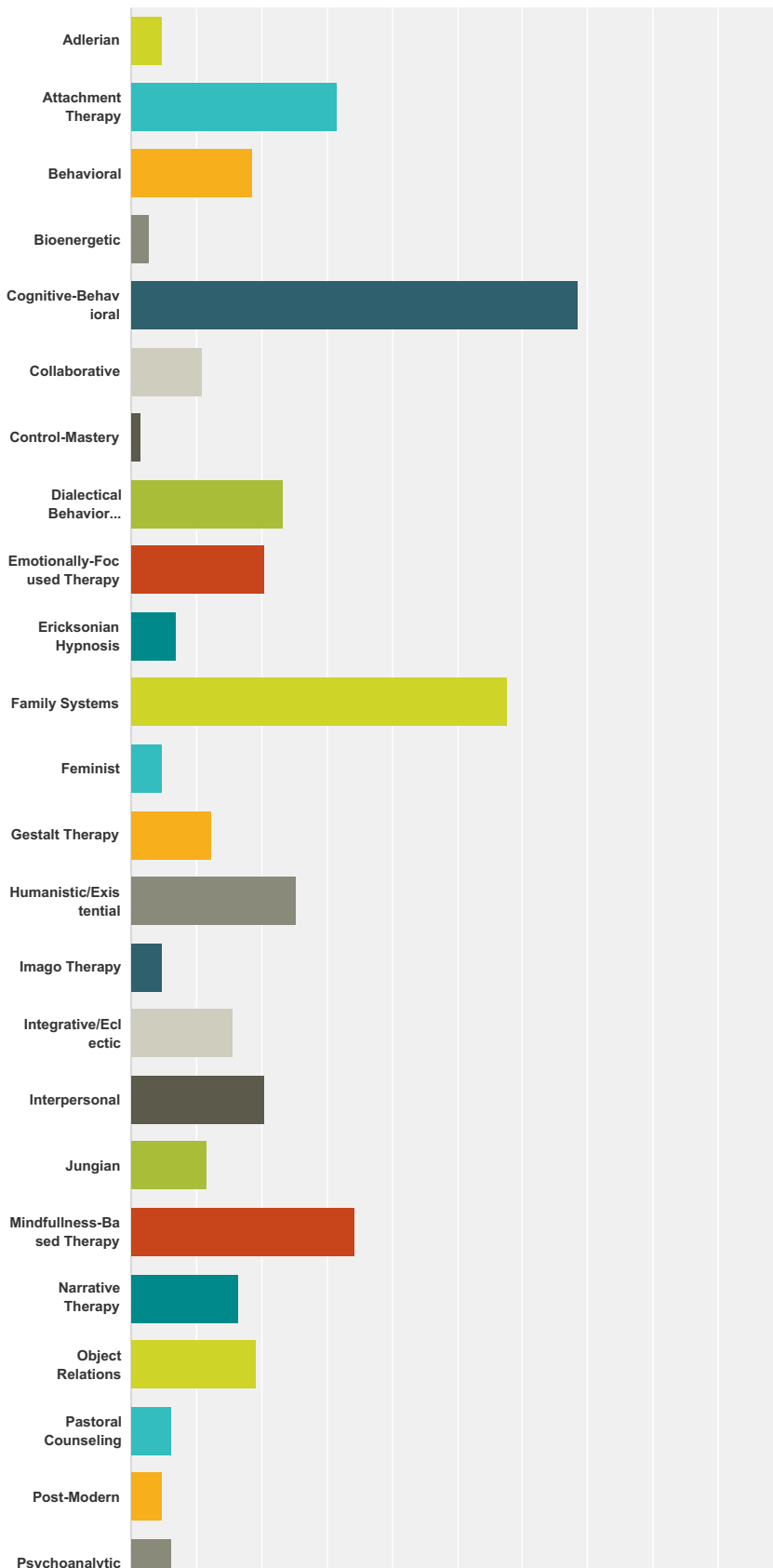
Financial Issues	4.79%	7
Forensic Issues	2.74%	4
Foster Families	8.90%	13
Gender Related Issues	7.53%	11
Geriatrics/Aging	8.22%	12
Grief/Loss	45.21%	66
Impulse-Control/Conduct Disorders	13.01%	19
Learning Disabilities	5.48%	8
Learning Disorders	6.16%	9
LGBT Issues	15.75%	23
Licensee/Intern- Ethics	3.42%	5
Marital/Couple Issues	41.78%	61
Mediation/ Divorce	2.05%	3
Mediation/Child Custody	4.11%	6
Military Families	8.90%	13
Military/ Active Duty	2.74%	4
Military/Veterans	5.48%	8
Organizational Issues	1.37%	2
Pain Management	6.16%	9
Parent-Child Issues	27.40%	40
Parenting/Co-Parenting	22.60%	33
Personality Disorders	13.70%	20
Physical Disabilities	4.79%	7
Physical Trauma	12.33%	18
Primary Prevention	2.05%	3
Probation Related	5.48%	8
Psychoses	7.53%	11
Retirement	6.85%	10
School Adjustment Problems	14.38%	21
Self-Esteem/Personal Growth	31.51%	46
Serious Emotional Disturbances (SED) Of Children	14.38%	21
Sexual Dysfunction	3.42%	5
Situational Anxiety/Phobias	22.60%	33
Sleep Disorders	5.48%	8
Social Adjustment Problems	23.97%	35
Somatic Disorders	8.90%	13
Step-Parenting	15.07%	22
Substance Use Disorders	18.49%	27
Suicidality	21.23%	31
Trauma and Stressor-Related Disorders	44.52%	65
Unemployment	6.85%	10
Victims of Crime	22.60%	33
Other (please specify)	4.11%	6

Demographic Survey - Clinical

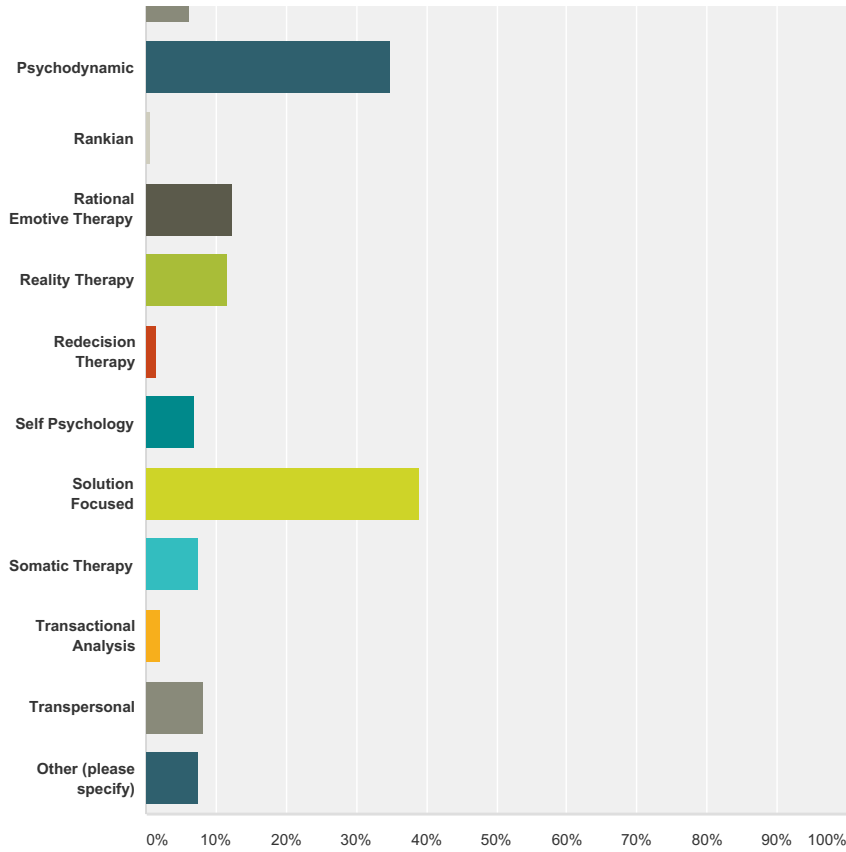
Total Respondents: 146		
#	Other (please specify)	Date
1	Sexual Addictions & Sex Offenders	2/2/2015 3:47 AM
2	Process Additions: Sex Addiction & Compulsive Eating	1/16/2015 9:58 AM
3	Psychotherapy-A.American community/client	1/15/2015 8:55 PM
4	Spirituality and Christian Counseling	1/15/2015 5:11 PM
5	It's difficult to only pick 5. I have a broad-spectrum repertoire and practice.	1/15/2015 4:43 PM
6	These are past tense, I am winding down my practice and only have a few clients I continue to see	1/15/2015 4:01 PM

Q49 Which of the following best describe your theoretical orientation? (Check all that apply)

Answered: 146 Skipped: 3



Demographic Survey - Clinical



Answer Choices	Responses
Adlerian	4.79% 7
Attachment Therapy	31.51% 46
Behavioral	18.49% 27
Bioenergetic	2.74% 4
Cognitive-Behavioral	68.49% 100
Collaborative	10.96% 16
Control-Mastery	1.37% 2
Dialectical Behavior Therapy (DBT)	23.29% 34
Emotionally-Focused Therapy	20.55% 30
Ericksonian Hypnosis	6.85% 10
Family Systems	57.53% 84
Feminist	4.79% 7
Gestalt Therapy	12.33% 18
Humanistic/Existential	25.34% 37
Imago Therapy	4.79% 7
Integrative/Eclectic	15.75% 23
Interpersonal	20.55% 30
Jungian	11.64% 17
Mindfulness-Based Therapy	34.25% 50
Narrative Therapy	16.44% 24
Object Relations	19.18% 28

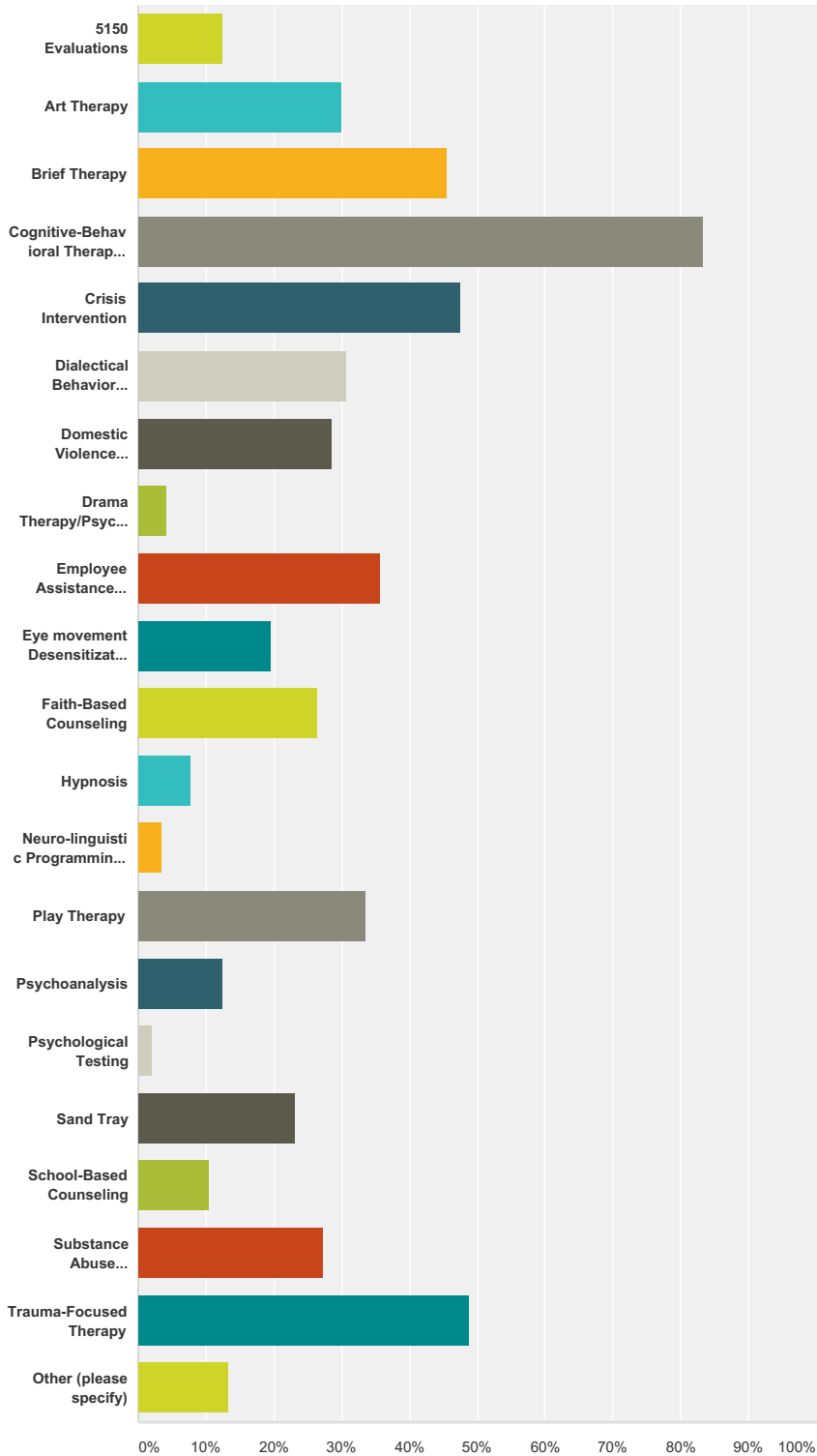
Demographic Survey - Clinical

Pastoral Counseling	6.16%	9
Post-Modern	4.79%	7
Psychoanalytic	6.16%	9
Psychodynamic	34.93%	51
Rankian	0.68%	1
Rational Emotive Therapy	12.33%	18
Reality Therapy	11.64%	17
Redecision Therapy	1.37%	2
Self Psychology	6.85%	10
Solution Focused	39.04%	57
Somatic Therapy	7.53%	11
Transactional Analysis	2.05%	3
Transpersonal	8.22%	12
Other (please specify)	7.53%	11
Total Respondents: 146		

#	Other (please specify)	Date
1	EMDR	2/5/2015 9:36 AM
2	trauma work	2/4/2015 11:08 AM
3	Hypnotherapy	2/4/2015 10:45 AM
4	AEDP	1/17/2015 6:57 PM
5	EMDR therapy	1/16/2015 6:23 PM
6	EMDR	1/16/2015 9:15 AM
7	Acceptance & Commitment (ACT)	1/15/2015 9:44 PM
8	Relational	1/15/2015 7:54 PM
9	Relational Life Therapy (RLT)	1/15/2015 6:58 PM
10	None specifically	1/15/2015 4:37 PM
11	progressive christian	1/15/2015 3:19 PM

Q50 Which of the following therapeutic modalities, approaches or procedures do you utilize in clinical practice? (Check all that apply)

Answered: 143 Skipped: 6



Answer Choices	Responses
----------------	-----------

Demographic Survey - Clinical

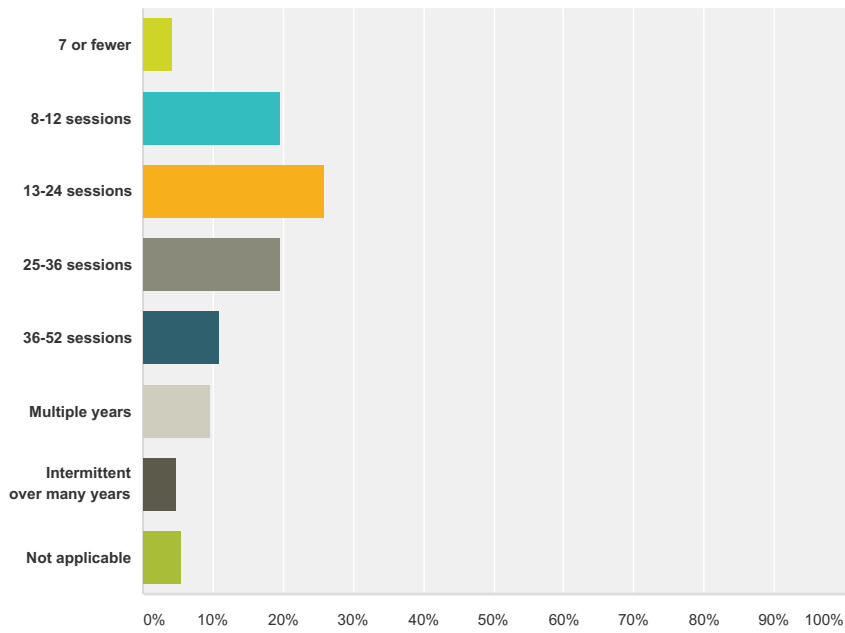
5150 Evaluations	12.59%	18
Art Therapy	30.07%	43
Brief Therapy	45.45%	65
Cognitive-Behavioral Therapy (CBT)	83.22%	119
Crisis Intervention	47.55%	68
Dialectical Behavior Therapy (DBT)	30.77%	44
Domestic Violence Counseling	28.67%	41
Drama Therapy/Psychodrama	4.20%	6
Employee Assistance Counseling (EAP)	35.66%	51
Eye movement Desensitization and Reprocessing (EMDR)	19.58%	28
Faith-Based Counseling	26.57%	38
Hypnosis	7.69%	11
Neuro-linguistic Programming (NLP)	3.50%	5
Play Therapy	33.57%	48
Psychoanalysis	12.59%	18
Psychological Testing	2.10%	3
Sand Tray	23.08%	33
School-Based Counseling	10.49%	15
Substance Abuse Counseling	27.27%	39
Trauma-Focused Therapy	48.95%	70
Other (please specify)	13.29%	19
Total Respondents: 143		

#	Other (please specify)	Date
1	Biofeedback	2/6/2015 10:32 AM
2	Parent-Child Interaction Therapy	2/2/2015 10:26 AM
3	Sex addiction recovery & Sex Offender Tx	2/2/2015 3:51 AM
4	Gottman for Couples	1/22/2015 12:21 PM
5	person centered	1/19/2015 2:57 PM
6	Grief	1/19/2015 8:35 AM
7	psychoanalytic relational therapy	1/19/2015 7:31 AM
8	Accelerated Experiential Dynamic Psychotherapy	1/17/2015 6:57 PM
9	Emotional Freedom Technique	1/16/2015 6:23 PM
10	active listening	1/16/2015 2:35 PM
11	Coherence Therapy, Emotion-Focused Therapy	1/16/2015 8:00 AM
12	Relational Therapy	1/15/2015 7:54 PM
13	Brainspotting	1/15/2015 7:01 PM
14	Brainpaint neurofeedback	1/15/2015 4:46 PM
15	Parent-Child Interaction Therapy (PCIT)	1/15/2015 4:12 PM
16	again, mostly past tense	1/15/2015 4:02 PM
17	Functional Family Therapy	1/15/2015 3:55 PM
18	Interpersonal Therapy	1/15/2015 3:52 PM
19	Functional Family Therapy	1/15/2015 3:50 PM

Demographic Survey - Clinical

Q51 On average, what is the number of times you see a client before concluding treatment?

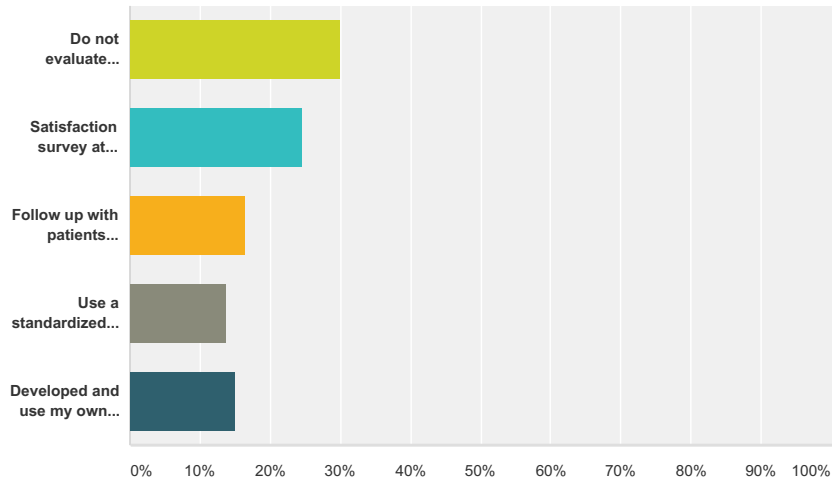
Answered: 147 Skipped: 2



Answer Choices	Responses	Count
7 or fewer	4.08%	6
8-12 sessions	19.73%	29
13-24 sessions	25.85%	38
25-36 sessions	19.73%	29
36-52 sessions	10.88%	16
Multiple years	9.52%	14
Intermittent over many years	4.76%	7
Not applicable	5.44%	8
Total		147

Q52 What means do you use to determine whether treatment is successful?

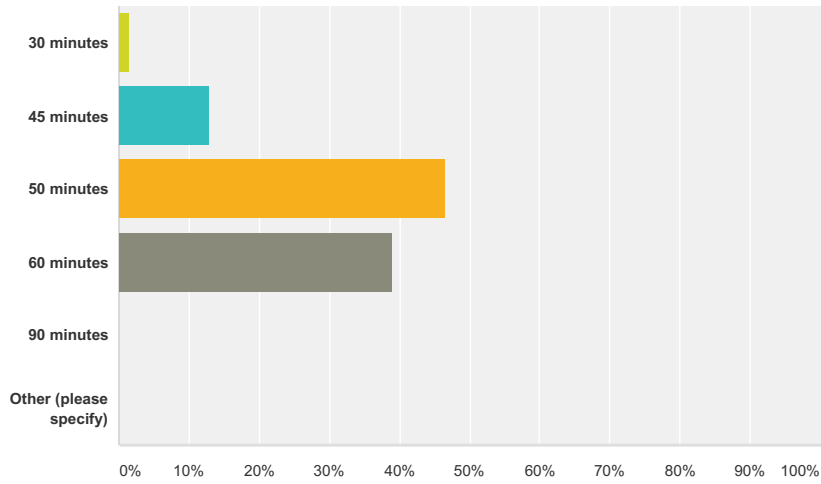
Answered: 146 Skipped: 3



Answer Choices	Responses
Do not evaluate outcomes	30.14% 44
Satisfaction survey at conclusion of treatment/Termination interview	24.66% 36
Follow up with patients following treatment	16.44% 24
Use a standardized outcomes instrument	13.70% 20
Developed and use my own outcomes instrument	15.07% 22
Total	146

Q53 What is the average length of a session with a client?

Answered: 146 Skipped: 3

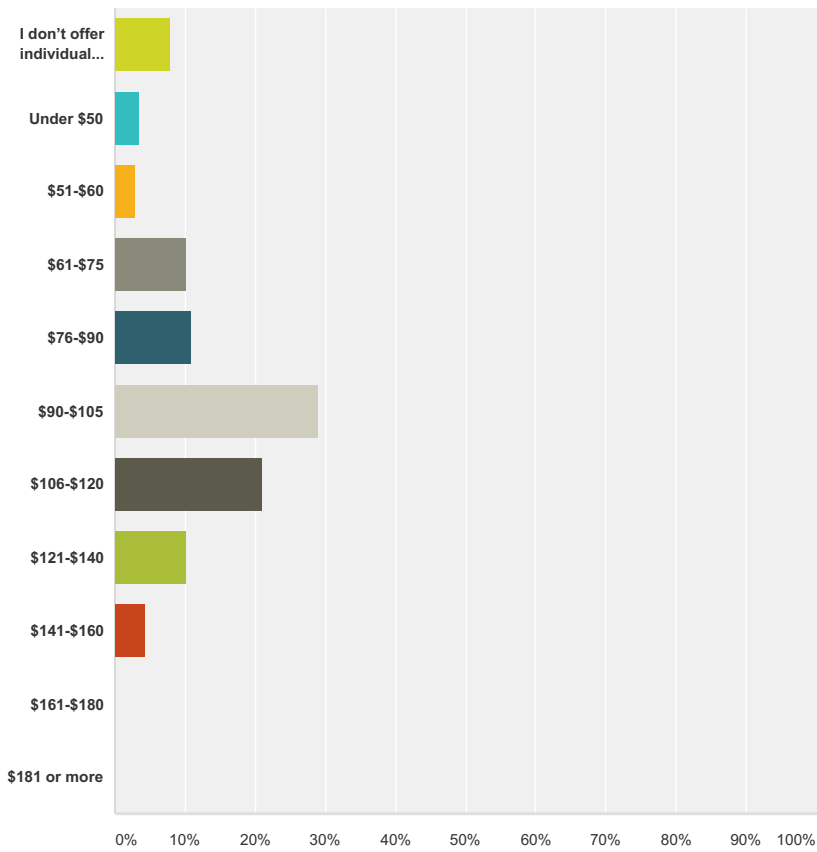


Answer Choices	Responses
30 minutes	1.37% 2
45 minutes	13.01% 19
50 minutes	46.58% 68
60 minutes	39.04% 57
90 minutes	0.00% 0
Other (please specify)	0.00% 0
Total	146

#	Other (please specify)	Date
	There are no responses.	

Q54 What is the usual and customary fee CHARGED by you or your employer for an hour of individual psychotherapy?

Answered: 138 Skipped: 11

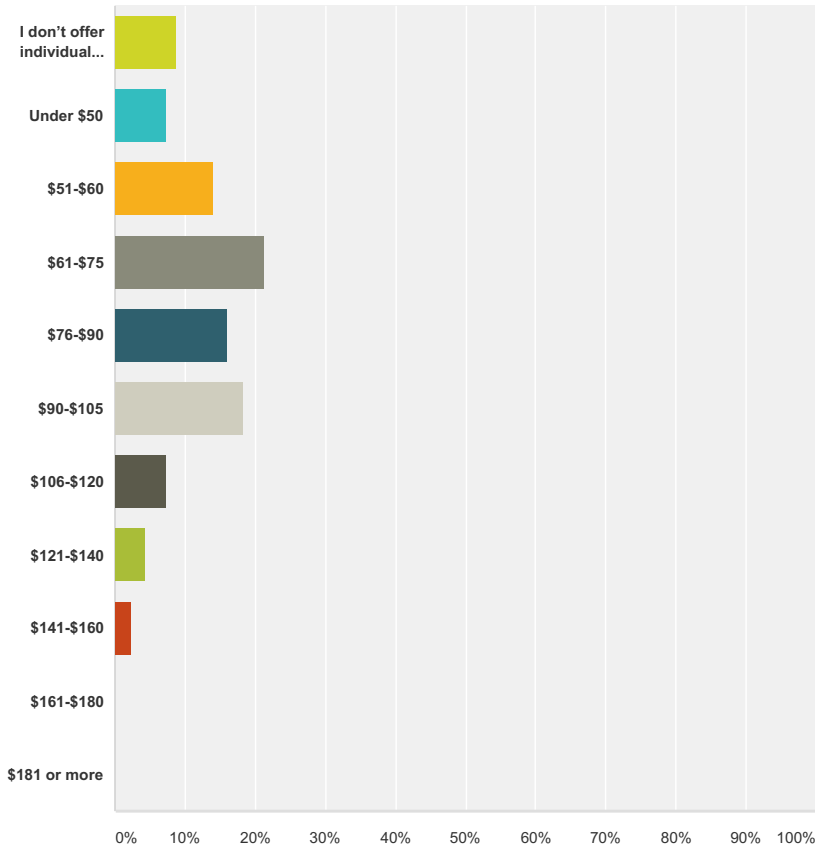


Answer Choices	Responses
I don't offer individual psychotherapy	7.97% 11
Under \$50	3.62% 5
\$51-\$60	2.90% 4
\$61-\$75	10.14% 14
\$76-\$90	10.87% 15
\$90-\$105	28.99% 40
\$106-\$120	21.01% 29
\$121-\$140	10.14% 14
\$141-\$160	4.35% 6
\$161-\$180	0.00% 0
\$181 or more	0.00% 0
Total	138

Demographic Survey - Clinical

Q55 What is the actual average fee PAID for an hour of individual psychotherapy (Taking into account discounted fees or sliding fee scales.)

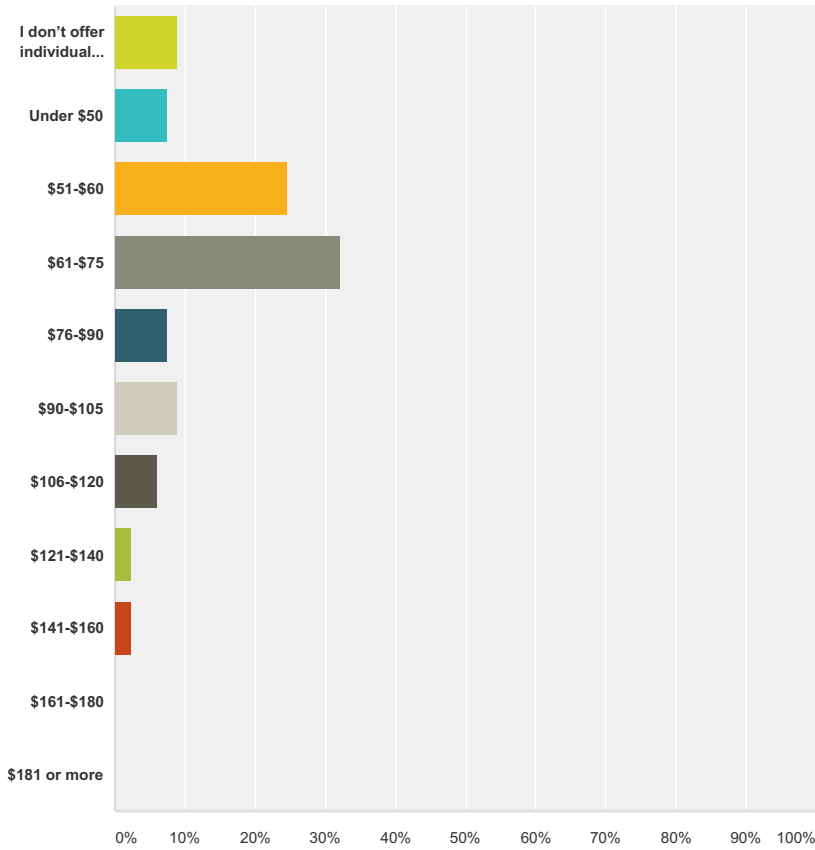
Answered: 136 Skipped: 13



Answer Choices	Responses	Count
I don't offer individual psychotherapy	8.82%	12
Under \$50	7.35%	10
\$51-\$60	13.97%	19
\$61-\$75	21.32%	29
\$76-\$90	16.18%	22
\$90-\$105	18.38%	25
\$106-\$120	7.35%	10
\$121-\$140	4.41%	6
\$141-\$160	2.21%	3
\$161-\$180	0.00%	0
\$181 or more	0.00%	0
Total		136

Q56 What is the actual average fee PAID for an hour of individual psychotherapy (Taking into account managed care reimbursement rates.)

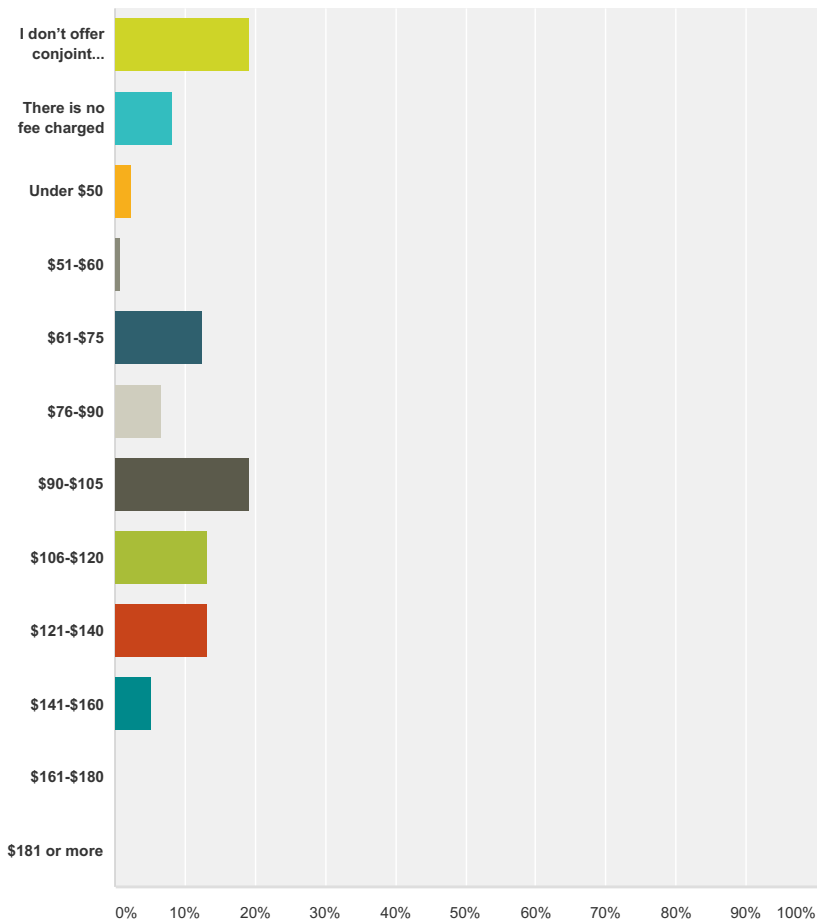
Answered: 134 Skipped: 15



Answer Choices	Responses	Count
I don't offer individual psychotherapy	8.96%	12
Under \$50	7.46%	10
\$51-\$60	24.63%	33
\$61-\$75	32.09%	43
\$76-\$90	7.46%	10
\$90-\$105	8.96%	12
\$106-\$120	5.97%	8
\$121-\$140	2.24%	3
\$141-\$160	2.24%	3
\$161-\$180	0.00%	0
\$181 or more	0.00%	0
Total		134

Q57 What is the usual and customary fee charged by you or your employer for an hour of conjoint therapy?

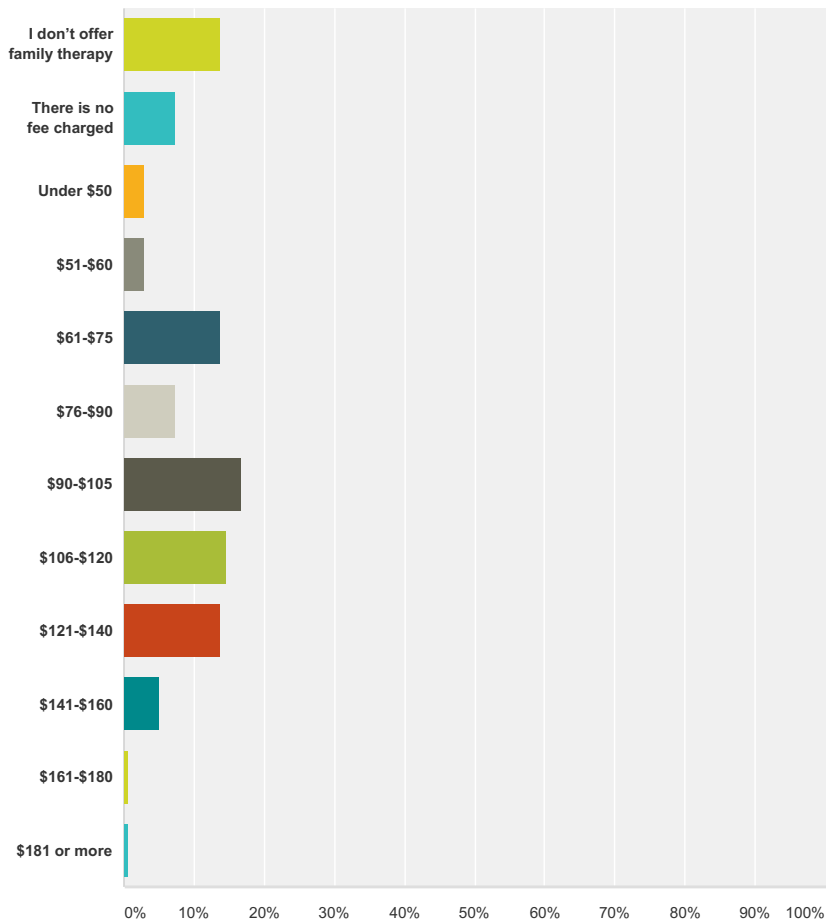
Answered: 136 Skipped: 13



Answer Choices	Responses	Count
I don't offer conjoint therapy	19.12%	26
There is no fee charged	8.09%	11
Under \$50	2.21%	3
\$51-\$60	0.74%	1
\$61-\$75	12.50%	17
\$76-\$90	6.62%	9
\$90-\$105	19.12%	26
\$106-\$120	13.24%	18
\$121-\$140	13.24%	18
\$141-\$160	5.15%	7
\$161-\$180	0.00%	0
\$181 or more	0.00%	0
Total		136

Q58 What is the usual and customary fee charged by you or your employer for an hour of family therapy?

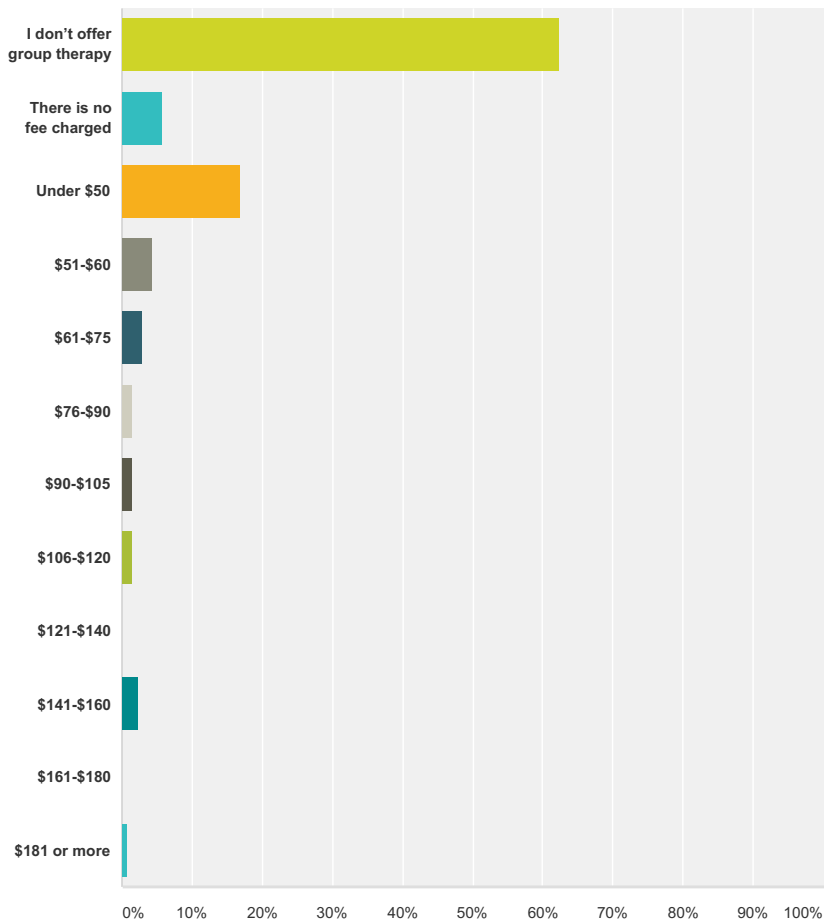
Answered: 137 Skipped: 12



Answer Choices	Responses
I don't offer family therapy	13.87% 19
There is no fee charged	7.30% 10
Under \$50	2.92% 4
\$51-\$60	2.92% 4
\$61-\$75	13.87% 19
\$76-\$90	7.30% 10
\$90-\$105	16.79% 23
\$106-\$120	14.60% 20
\$121-\$140	13.87% 19
\$141-\$160	5.11% 7
\$161-\$180	0.73% 1
\$181 or more	0.73% 1
Total	137

Q59 What is the usual and customary fee charged by you or your employer for an hour of group therapy?

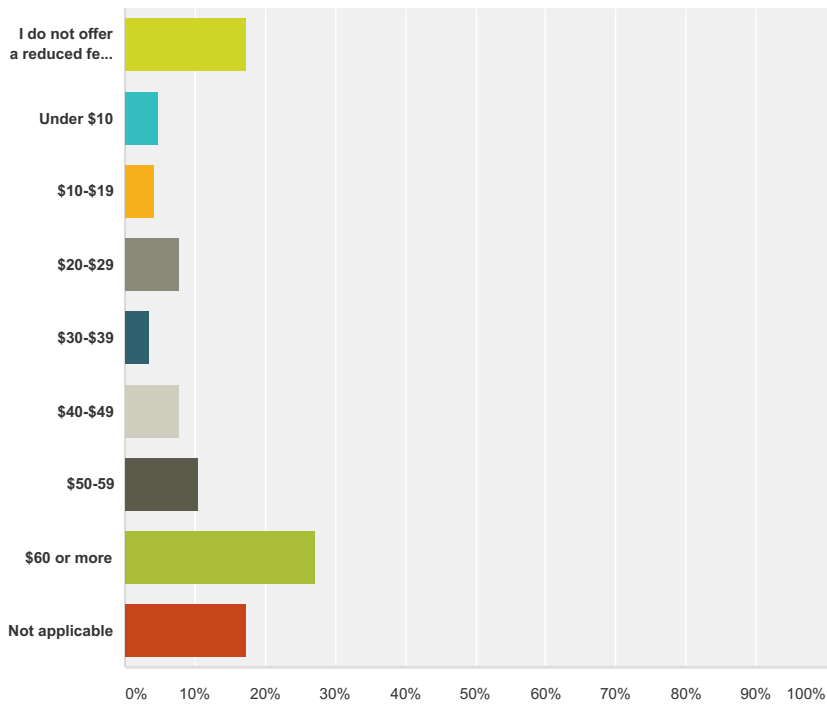
Answered: 136 Skipped: 13



Answer Choices	Responses
I don't offer group therapy	62.50% 85
There is no fee charged	5.88% 8
Under \$50	16.91% 23
\$51-\$60	4.41% 6
\$61-\$75	2.94% 4
\$76-\$90	1.47% 2
\$90-\$105	1.47% 2
\$106-\$120	1.47% 2
\$121-\$140	0.00% 0
\$141-\$160	2.21% 3
\$161-\$180	0.00% 0
\$181 or more	0.74% 1
Total	136

Q60 If you or your employer charge according to a sliding fee scale, what is the lowest fee charged?

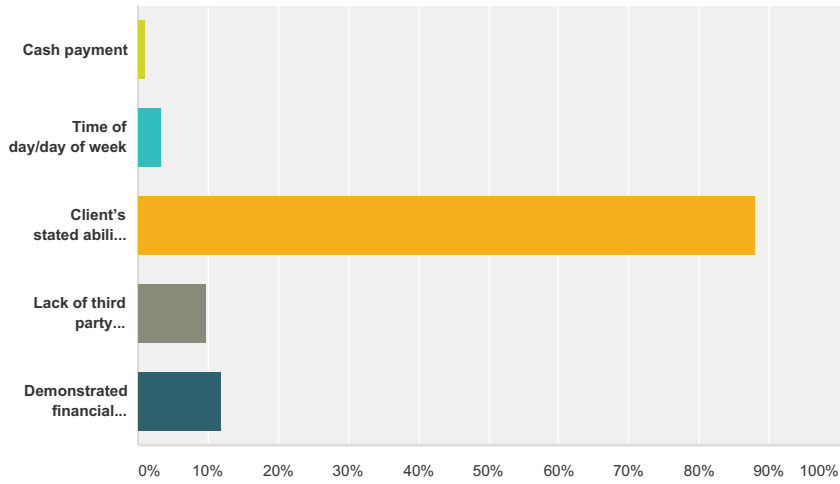
Answered: 144 Skipped: 5



Answer Choices	Responses	
I do not offer a reduced fee or sliding scale	17.36%	25
Under \$10	4.86%	7
\$10-\$19	4.17%	6
\$20-\$29	7.64%	11
\$30-\$39	3.47%	5
\$40-\$49	7.64%	11
\$50-\$59	10.42%	15
\$60 or more	27.08%	39
Not applicable	17.36%	25
Total		144

Q61 How is your reduced fee or sliding scale determined?

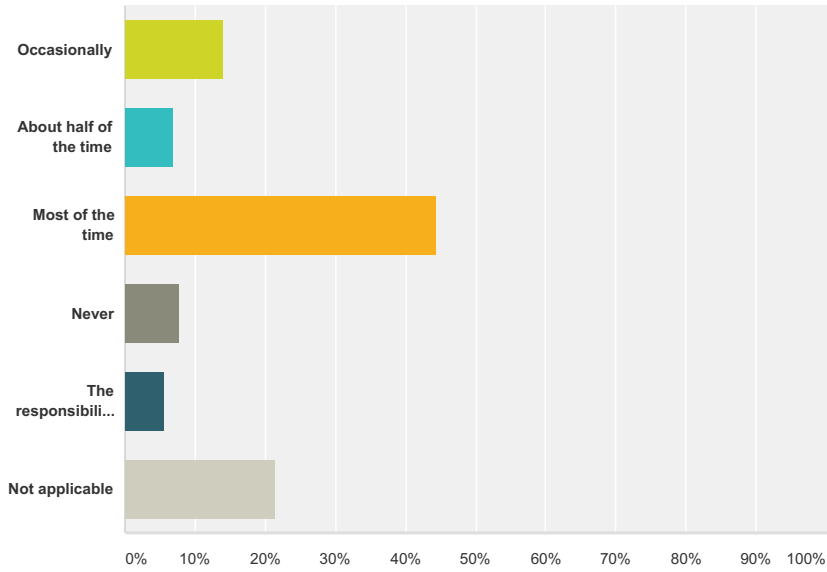
Answered: 92 Skipped: 57



Answer Choices	Responses
Cash payment	1.09% 1
Time of day/day of week	3.26% 3
Client's stated ability to pay with no verification	88.04% 81
Lack of third party reimbursement	9.78% 9
Demonstrated financial hardship, such as a tax return, etc.	11.96% 11
Total Respondents: 92	

Q62 How often are you or your employer partially or fully reimbursed by a third-party payer (e.g., an insurance plan, Medi-Cal, Victims of Crime, etc.)?

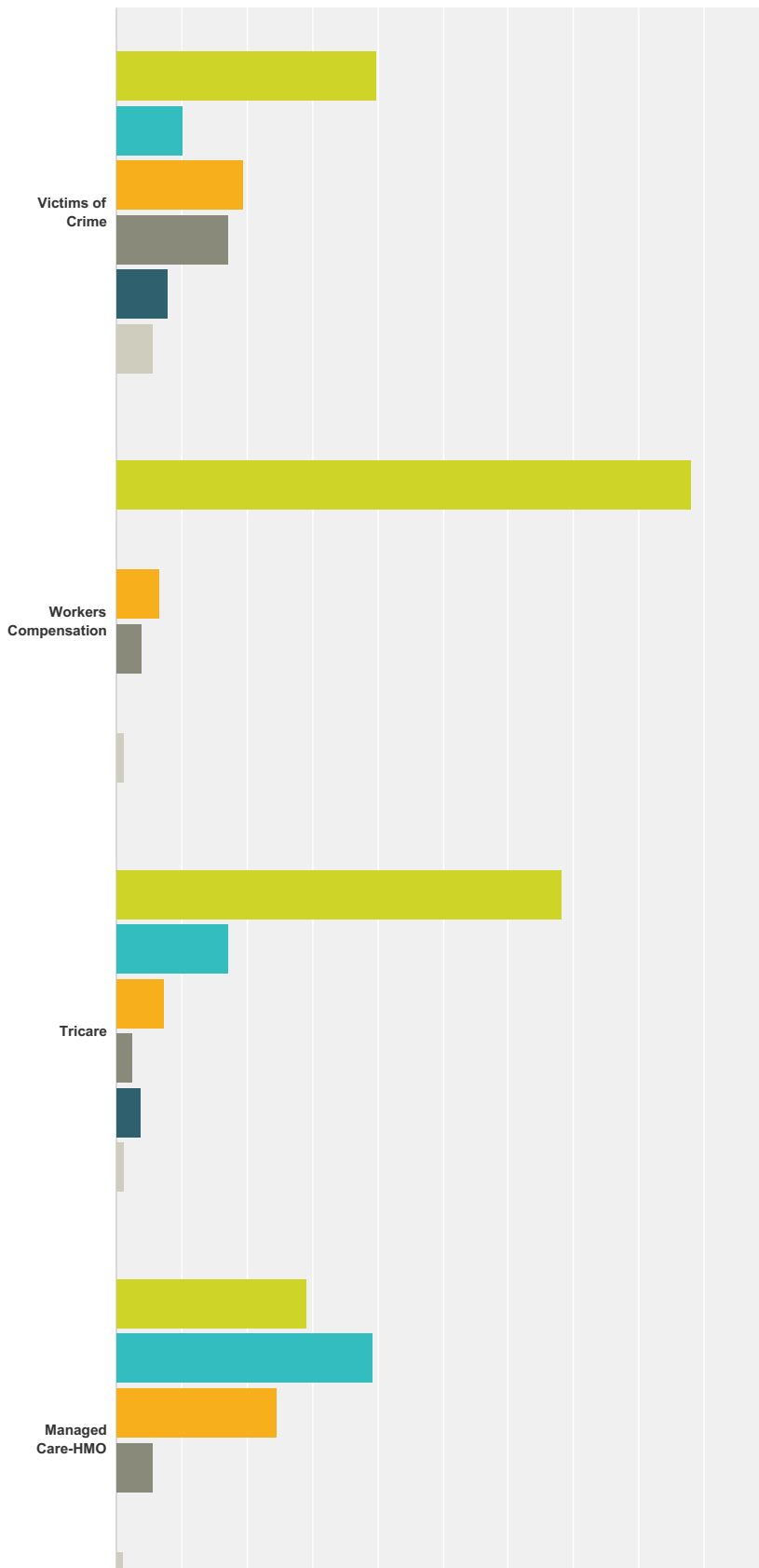
Answered: 144 Skipped: 5



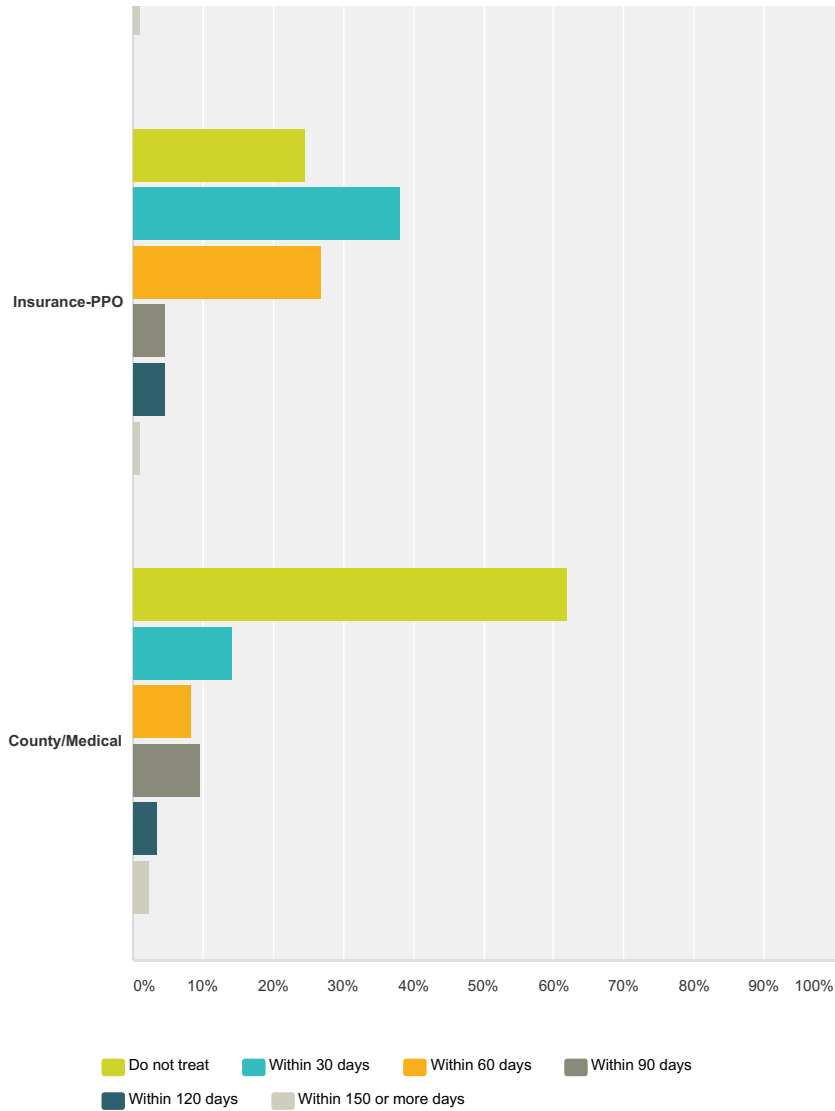
Answer Choices	Responses
Occasionally	13.89% 20
About half of the time	6.94% 10
Most of the time	44.44% 64
Never	7.64% 11
The responsibility of insurance claims is handled by the patient	5.56% 8
Not applicable	21.53% 31
Total	144

Q63 What is the average length of time you or your employer must wait following initial billing before you are reimbursed?

Answered: 98 Skipped: 51



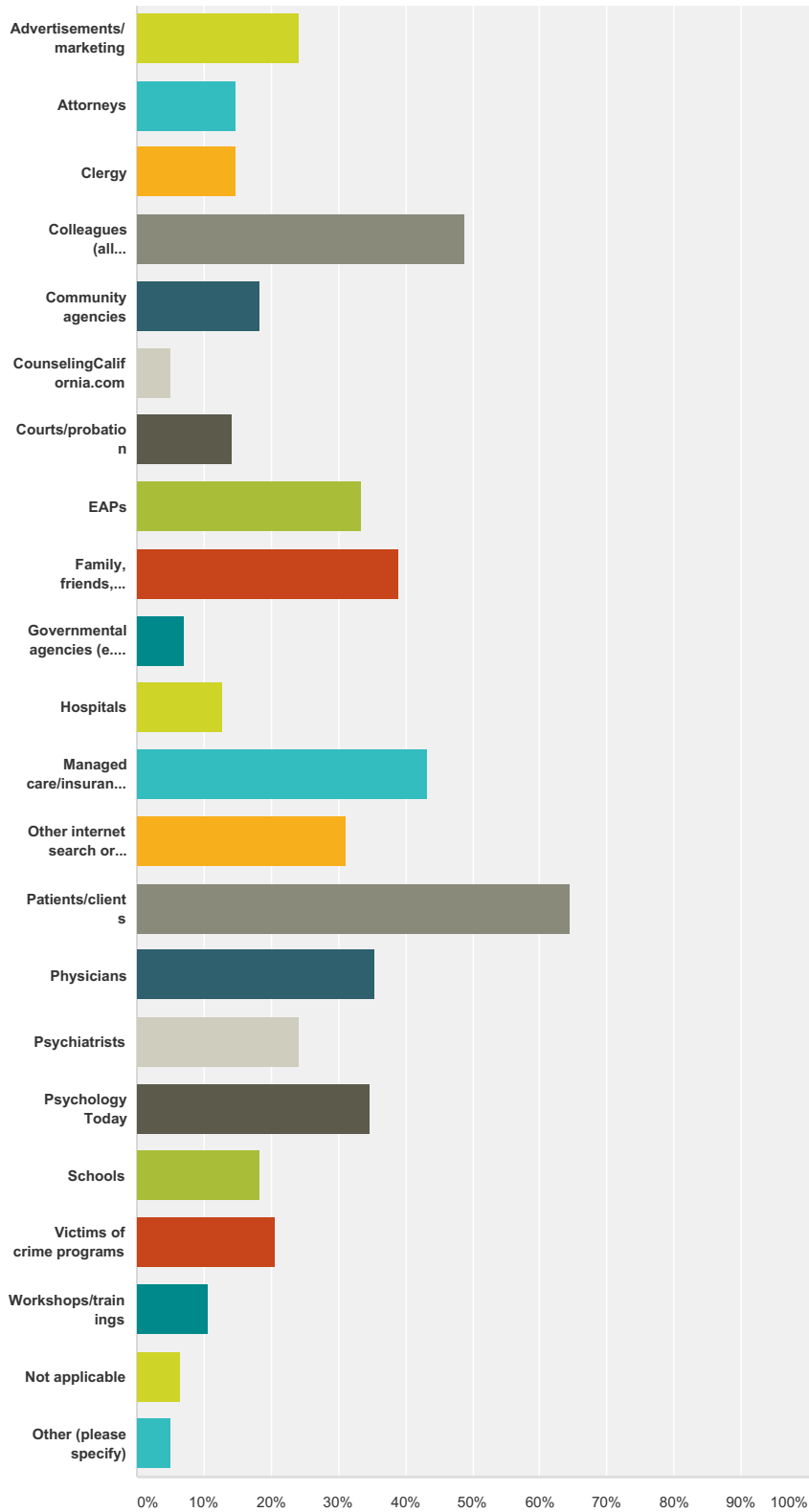
Demographic Survey - Clinical



	Do not treat	Within 30 days	Within 60 days	Within 90 days	Within 120 days	Within 150 or more days	Total
Victims of Crime	39.77% 35	10.23% 9	19.32% 17	17.05% 15	7.95% 7	5.68% 5	88
Workers Compensation	88.16% 67	0.00% 0	6.58% 5	3.95% 3	0.00% 0	1.32% 1	76
Tricare	68.29% 56	17.07% 14	7.32% 6	2.44% 2	3.66% 3	1.22% 1	82
Managed Care-HMO	29.21% 26	39.33% 35	24.72% 22	5.62% 5	0.00% 0	1.12% 1	89
Insurance-PPO	24.72% 22	38.20% 34	26.97% 24	4.49% 4	4.49% 4	1.12% 1	89
County/Medical	61.90% 52	14.29% 12	8.33% 7	9.52% 8	3.57% 3	2.38% 2	84

Q64 What is your source for patient referrals? (Check all that apply)

Answered: 141 Skipped: 8



Answer Choices	Responses
----------------	-----------

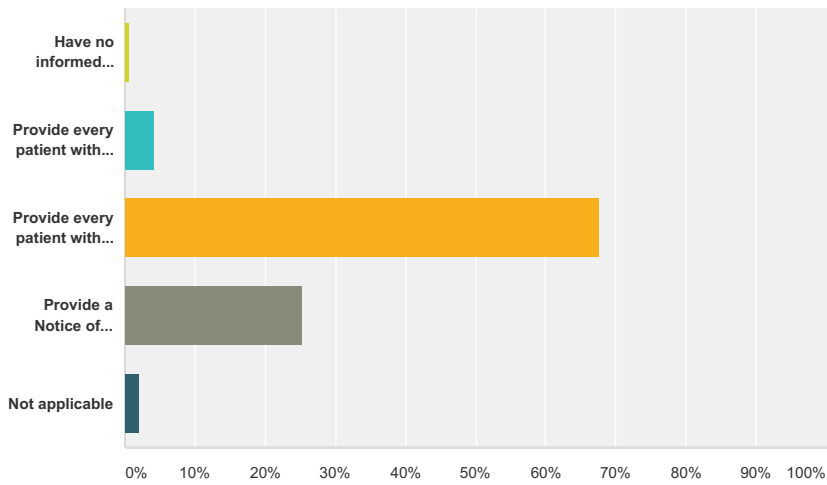
Demographic Survey - Clinical

Advertisements/marketing	24.11%	34
Attorneys	14.89%	21
Clergy	14.89%	21
Colleagues (all disciplines)	48.94%	69
Community agencies	18.44%	26
CounselingCalifornia.com	4.96%	7
Courts/probation	14.18%	20
EAPs	33.33%	47
Family, friends, neighbors	39.01%	55
Governmental agencies (e.g., CPS, DSS)	7.09%	10
Hospitals	12.77%	18
Managed care/insurance company	43.26%	61
Other internet search or therapist locator	31.21%	44
Patients/clients	64.54%	91
Physicians	35.46%	50
Psychiatrists	24.11%	34
Psychology Today	34.75%	49
Schools	18.44%	26
Victims of crime programs	20.57%	29
Workshops/trainings	10.64%	15
Not applicable	6.38%	9
Other (please specify)	4.96%	7
Total Respondents: 141		

#	Other (please specify)	Date
1	County Court judges, attorneys, other child custody mediators and therapists	1/18/2015 1:10 PM
2	Phone book and clients	1/17/2015 4:28 PM
3	court, past clients	1/17/2015 10:45 AM
4	VA hospital, outreach, Veteran Service Officers	1/15/2015 10:45 PM
5	Insurance lists	1/15/2015 7:17 PM
6	Counties send us patients after they do a 5150.	1/15/2015 4:34 PM
7	Word of mouth	1/15/2015 4:06 PM

Q65 Do you and/or your employer provide patients with a written informed consent/disclosure statement?

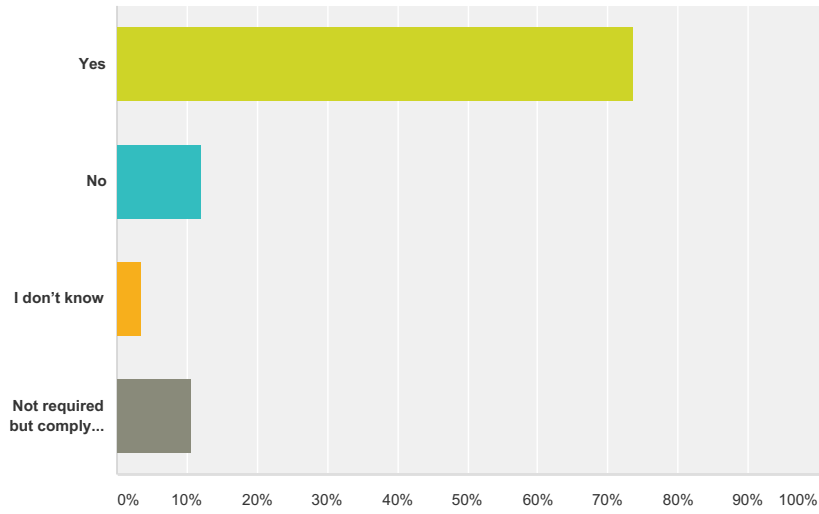
Answered: 142 Skipped: 7



Answer Choices	Responses
Have no informed consent/disclosure statement	0.70% 1
Provide every patient with a statement, but require no signatures	4.23% 6
Provide every patient with a statement that each patient is required to sign	67.61% 96
Provide a Notice of Privacy Practices pursuant to HIPAA	25.35% 36
Not applicable	2.11% 3
Total	142

Q66 Are you required to be HIPAA compliant?

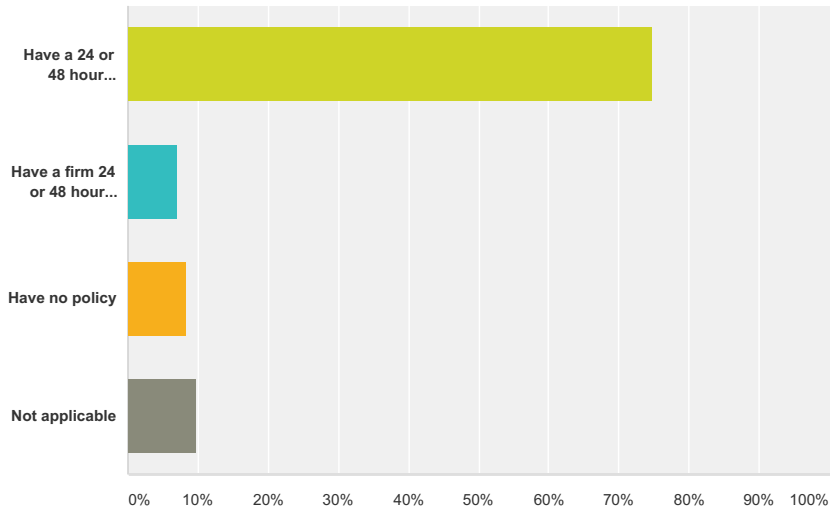
Answered: 141 Skipped: 8



Answer Choices	Responses
Yes	73.76% 104
No	12.06% 17
I don't know	3.55% 5
Not required but comply anyway	10.64% 15
Total	141

Q67 Do you and/or your employer have a written policy for no-show/cancellations?

Answered: 142 Skipped: 7

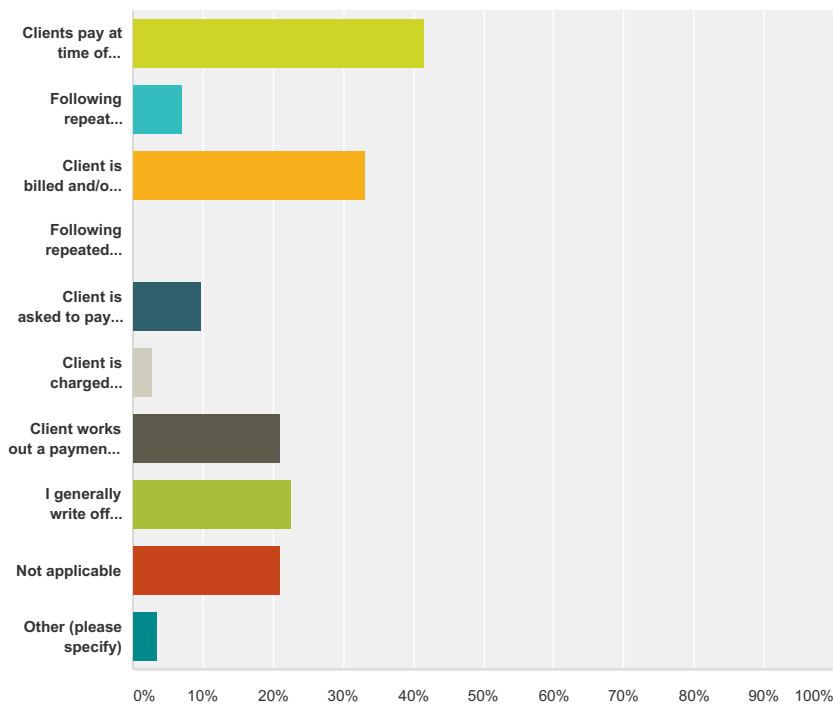


Answer Choices	Responses
Have a 24 or 48 hour cancellation policy, but exercise discretion in enforcement	74.65% 106
Have a firm 24 or 48 hour cancellation policy with no discretion	7.04% 10
Have no policy	8.45% 12
Not applicable	9.86% 14
Total	142

Demographic Survey - Clinical

Q68 Which of the following is used by you and/or your employer for clients who do not pay bills timely: (Check all that apply)

Answered: 142 Skipped: 7

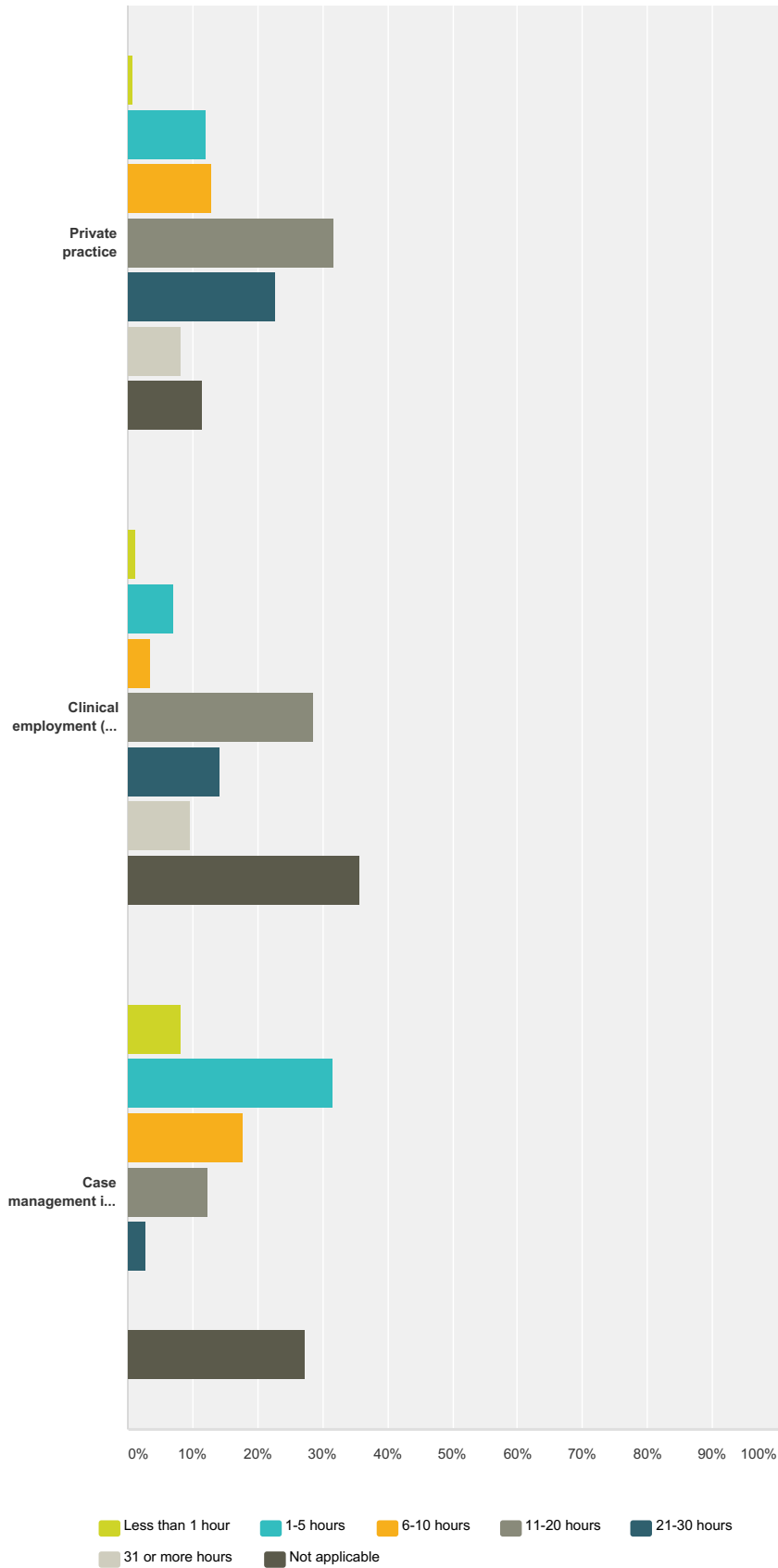


Answer Choices	Responses	
Clients pay at time of treatment only	41.55%	59
Following repeat billings, balance is turned over to a collection agency	7.04%	10
Client is billed and/or receives letter(s) requesting payment	33.10%	47
Following repeated billings, small claims court action is pursued	0.00%	0
Client is asked to pay balance by charging to a credit card	9.86%	14
Client is charged interest on aging balance	2.82%	4
Client works out a payment plan to pay off balance	21.13%	30
I generally write off unpaid balance	22.54%	32
Not applicable	21.13%	30
Other (please specify)	3.52%	5
Total Respondents: 142		

#	Other (please specify)	Date
1	Medi-Cal is billed	2/2/2015 10:30 AM
2	I frequently write off unpaid balances, most of which are created when insurance companies do not pay and the client had expected them to pay.	1/18/2015 10:35 PM
3	retainer designed to cover estimated cost of entire service	1/18/2015 1:10 PM
4	If clients are unable to pay as agreed, I re-negotiate a payment for them. I will terminate treatment if they refuse to pay.	1/17/2015 9:07 AM
5	I call and problem solve	1/15/2015 7:05 PM

Q69 What is the average number of hours of therapy you provide per week:

Answered: 138 Skipped: 11



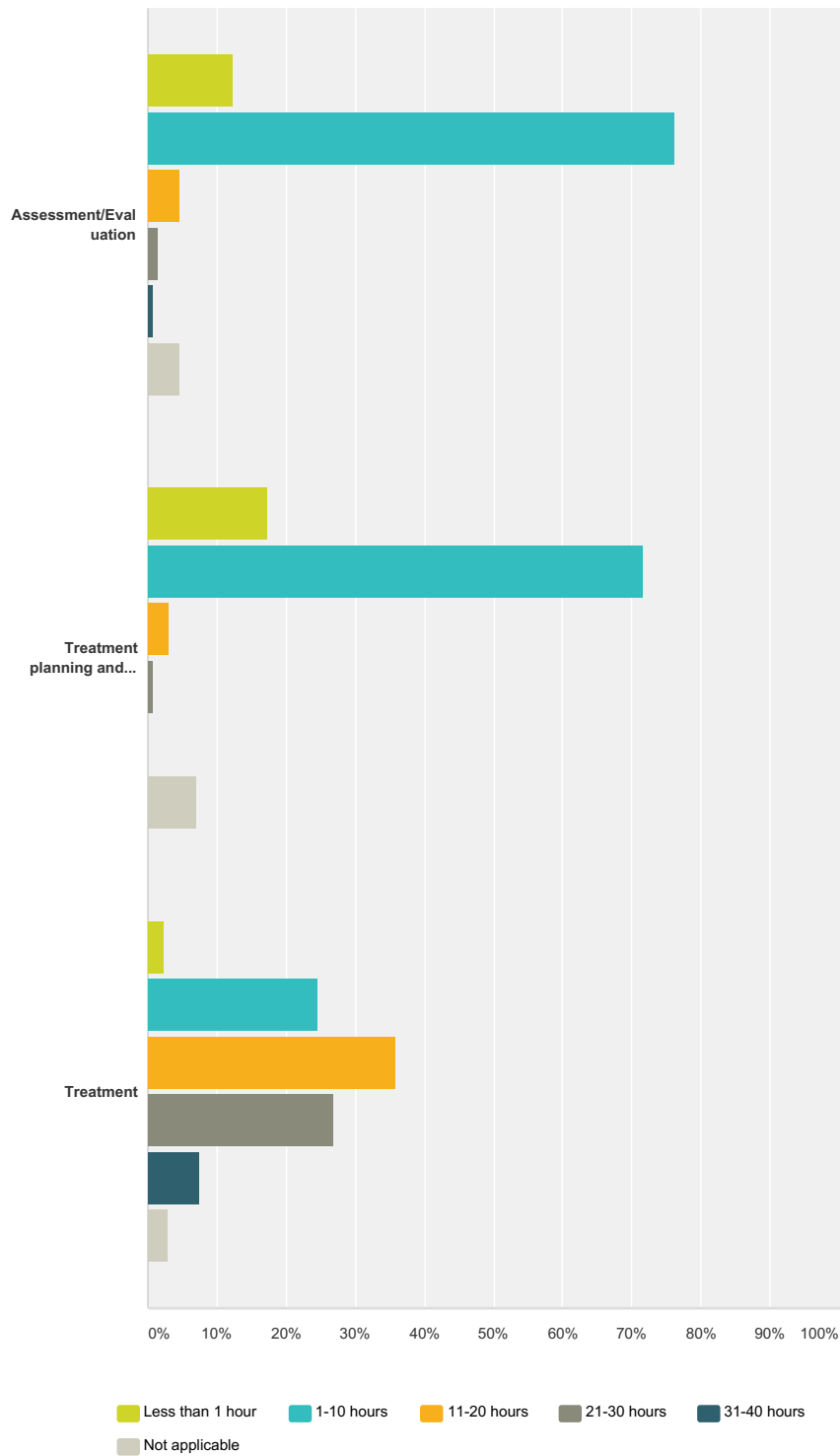
Demographic Survey - Clinical

	Less than 1 hour	1-5 hours	6-10 hours	11-20 hours	21-30 hours	31 or more hours	Not applicable	Total
Private practice	0.81% 1	12.20% 15	13.01% 16	31.71% 39	22.76% 28	8.13% 10	11.38% 14	123
Clinical employment (not private practice)	1.19% 1	7.14% 6	3.57% 3	28.57% 24	14.29% 12	9.52% 8	35.71% 30	84
Case management in both	8.22% 6	31.51% 23	17.81% 13	12.33% 9	2.74% 2	0.00% 0	27.40% 20	73

Demographic Survey - Clinical

Q70 For all direct patient care, indicate the average number of hours spent per week (excluding calls) on each major activity:

Answered: 135 Skipped: 14



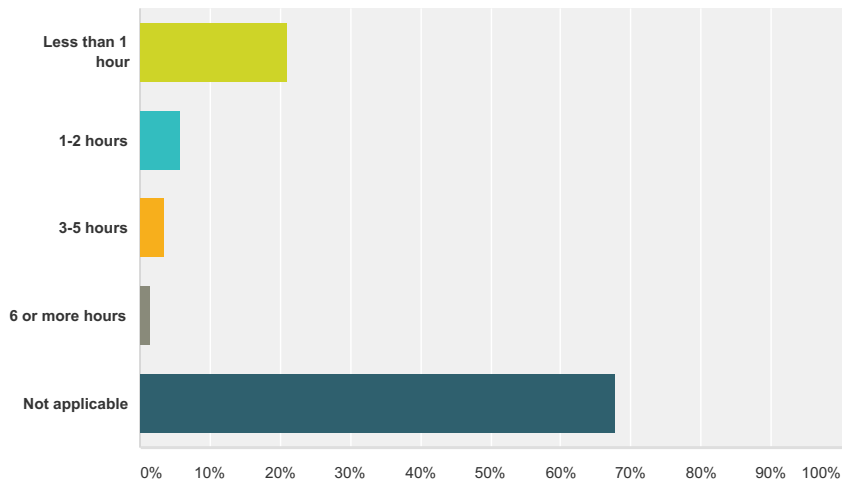
	Less than 1 hour	1-10 hours	11-20 hours	21-30 hours	31-40 hours	Not applicable	Total
Assessment/Evaluation	12.31% 16	76.15% 99	4.62% 6	1.54% 2	0.77% 1	4.62% 6	130
Treatment planning and team consultation	17.32% 22	71.65% 91	3.15% 4	0.79% 1	0.00% 0	7.09% 9	127

Demographic Survey - Clinical

Treatment	2.24% 3	24.63% 33	35.82% 48	26.87% 36	7.46% 10	2.99% 4	134
-----------	------------	--------------	--------------	--------------	-------------	------------	-----

Q71 What is the average number of hours per week devoted to administering and evaluation psychological tests?

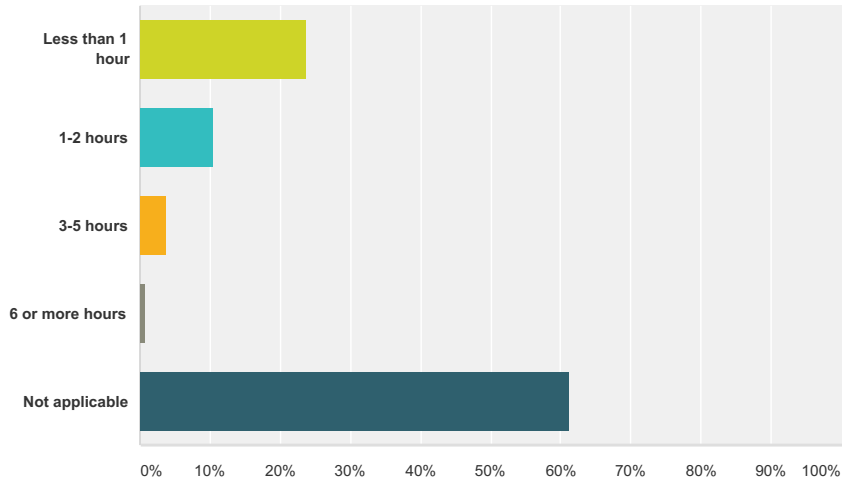
Answered: 137 Skipped: 12



Answer Choices	Responses
Less than 1 hour	21.17% 29
1-2 hours	5.84% 8
3-5 hours	3.65% 5
6 or more hours	1.46% 2
Not applicable	67.88% 93
Total	137

Q72 What is the average number of hours per week you devote to telehealth services (i.e., therapy by telephone or over the Internet)?

Answered: 134 Skipped: 15

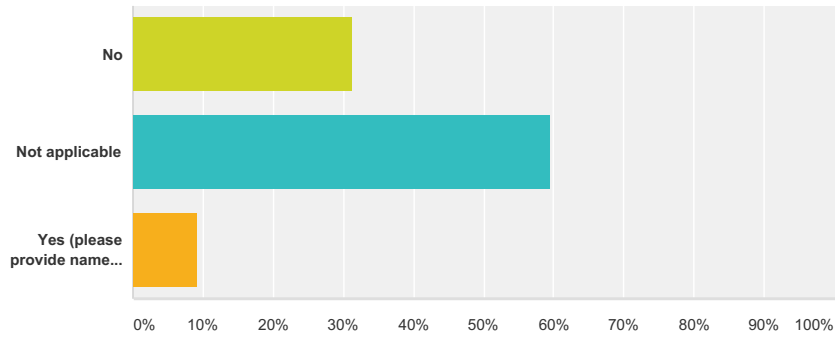


Answer Choices	Responses	
Less than 1 hour	23.88%	32
1-2 hours	10.45%	14
3-5 hours	3.73%	5
6 or more hours	0.75%	1
Not applicable	61.19%	82
Total		134

Demographic Survey - Clinical

Q73 Are you reimbursed for telehealth services?

Answered: 131 Skipped: 18

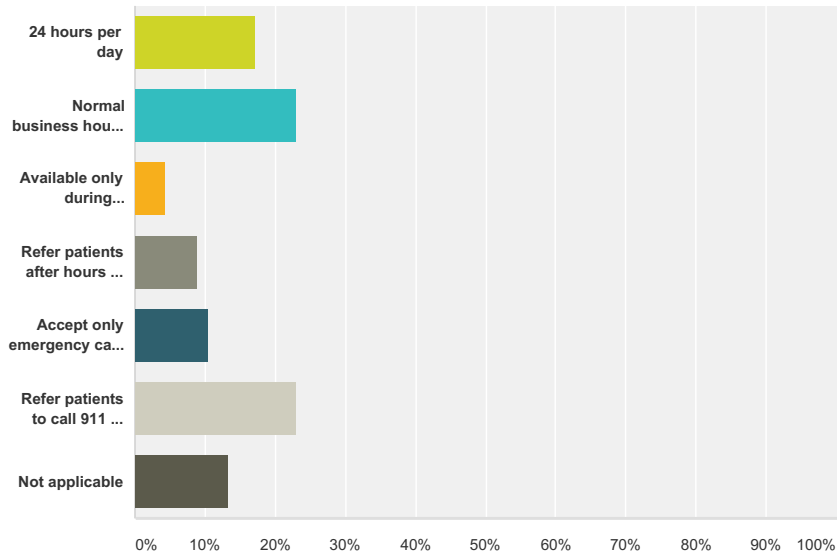


Answer Choices	Responses
No	31.30% 41
Not applicable	59.54% 78
Yes (please provide name of companies that reimburse)	9.16% 12
Total	131

#	Yes (please provide name of companies that reimburse)	Date
1	Cigna, Magellan, and Tricare	2/5/2015 9:51 AM
2	Cigna, Value Options	1/20/2015 2:31 PM
3	Medical	1/19/2015 8:35 AM
4	paid by the patient	1/19/2015 7:38 AM
5	blue shield	1/16/2015 7:41 AM
6	Paid by client	1/15/2015 9:34 PM
7	Private pay	1/15/2015 9:23 PM
8	Private pay	1/15/2015 7:17 PM
9	out of pocket	1/15/2015 4:58 PM
10	Blue Cross, Blue Shield, Tricare, Magellen,	1/15/2015 4:22 PM
11	medi-cal	1/15/2015 4:10 PM
12	medi-cal	1/15/2015 4:05 PM

Q74 What hours are you on-call or available to patients?

Answered: 135 Skipped: 14

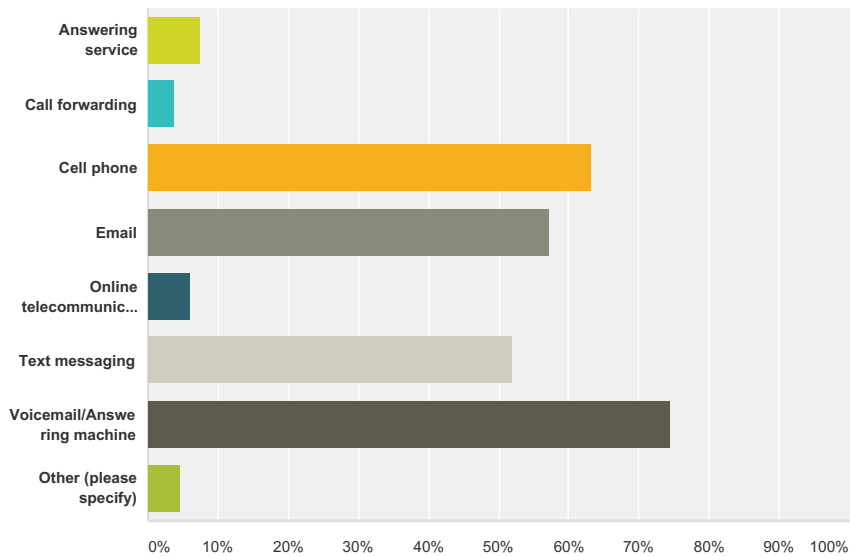


Answer Choices	Responses
24 hours per day	17.04% 23
Normal business hours only	22.96% 31
Available only during appointed hours	4.44% 6
Refer patients after hours to service for emergency calls	8.89% 12
Accept only emergency calls after hours	10.37% 14
Refer patients to call 911 in case of emergency after hours	22.96% 31
Not applicable	13.33% 18
Total	135

Demographic Survey - Clinical

Q75 What means do you use to be accessible to patients? (Check all that apply)

Answered: 133 Skipped: 16



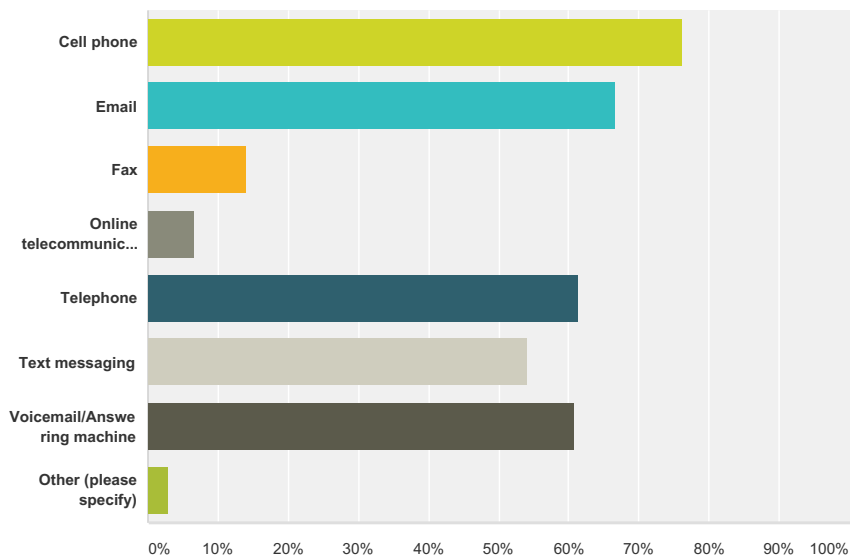
Answer Choices	Responses
Answering service	7.52% 10
Call forwarding	3.76% 5
Cell phone	63.16% 84
Email	57.14% 76
Online telecommunication (e.g., Skype, Facetime)	6.02% 8
Text messaging	51.88% 69
Voicemail/Answering machine	74.44% 99
Other (please specify)	4.51% 6
Total Respondents: 133	

#	Other (please specify)	Date
1	not applicable	2/5/2015 7:01 PM
2	fax	1/18/2015 1:12 PM
3	24/7 On call therapist available	1/16/2015 3:33 PM
4	group after hours on-call can be called by therapist on duty if applicable	1/15/2015 9:14 PM
5	my business phone is a cell phone - different from my personal phone	1/15/2015 4:58 PM
6	emergency voicemail pages cell phone with 'emergency' message	1/15/2015 3:22 PM

Demographic Survey - Clinical

Q76 What methods do you use to communicate with patients? (Check all that apply)

Answered: 135 Skipped: 14



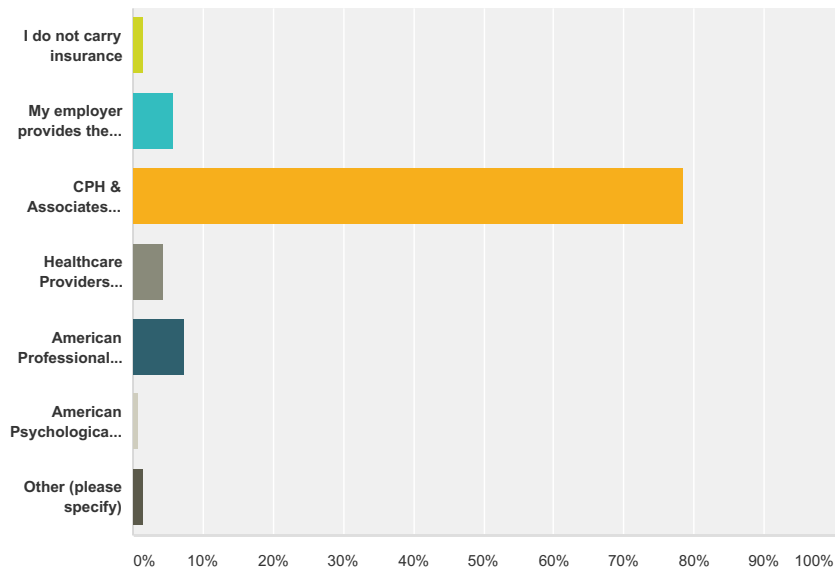
Answer Choices	Responses
Cell phone	76.30% 103
Email	66.67% 90
Fax	14.07% 19
Online telecommunication (e.g., Skype, Facetime)	6.67% 9
Telephone	61.48% 83
Text messaging	54.07% 73
Voicemail/Answering machine	60.74% 82
Other (please specify)	2.96% 4
Total Respondents: 135	

#	Other (please specify)	Date
1	not applicable	2/5/2015 7:01 PM
2	fax	1/18/2015 1:12 PM
3	Letters	1/15/2015 6:30 PM
4	text for appointment changes, updates, discourage content	1/15/2015 3:22 PM

Demographic Survey - Clinical

Q77 Do you carry professional liability (malpractice) insurance, and if so, with whom?

Answered: 135 Skipped: 14



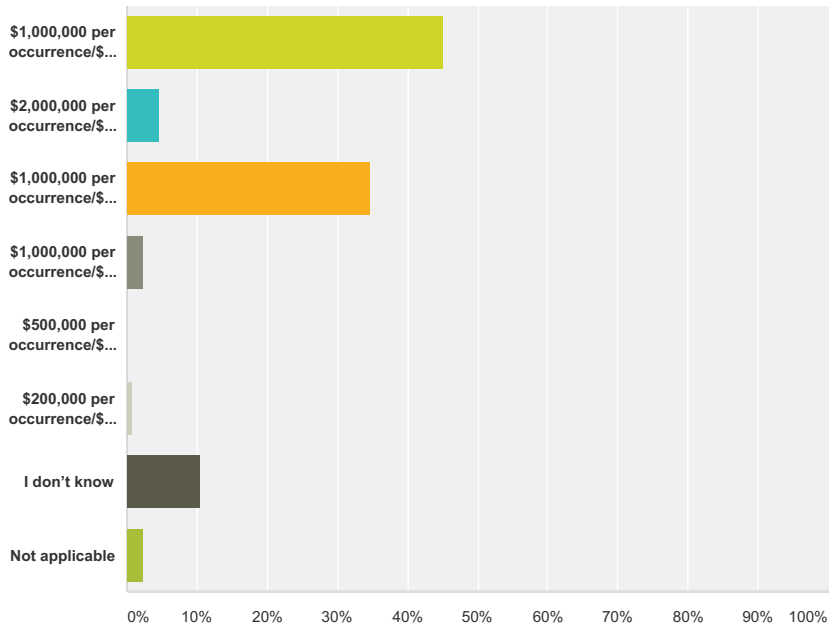
Answer Choices	Responses
I do not carry insurance	1.48% 2
My employer provides the insurance	5.93% 8
CPH & Associates (CAMFT endorsed plan)	78.52% 106
Healthcare Providers Service Organization by CAN	4.44% 6
American Professional Agency	7.41% 10
American Psychological Association Plan	0.74% 1
Other (please specify)	1.48% 2
Total	135

#	Other (please specify)	Date
1	and cph	2/8/2015 9:16 PM
2	VA	1/15/2015 10:47 PM

Demographic Survey - Clinical

Q78 What are the limits of your malpractice coverage?

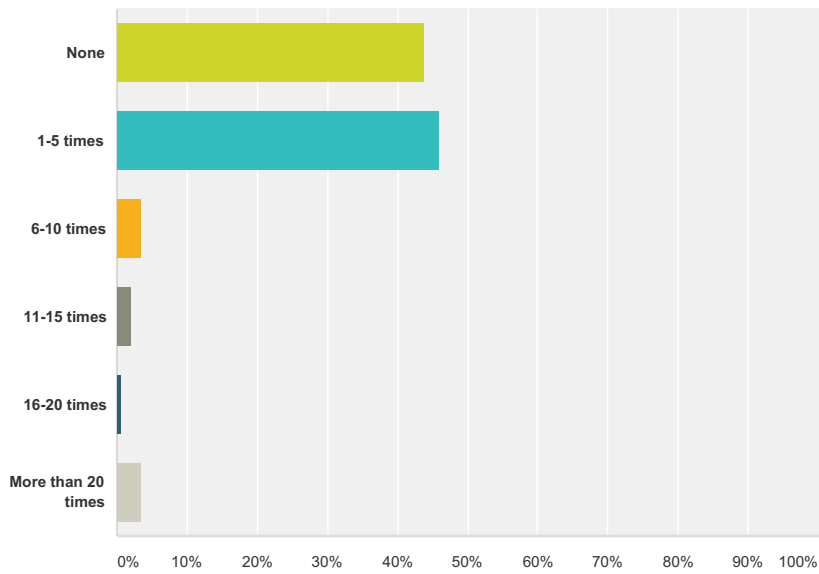
Answered: 133 Skipped: 16



Answer Choices	Responses
\$1,000,000 per occurrence/\$5,000,000 aggregate	45.11% 60
\$2,000,000 per occurrence/\$4,000,000 aggregate	4.51% 6
\$1,000,000 per occurrence/\$3,000,000 aggregate	34.59% 46
\$1,000,000 per occurrence/\$1,000,000 aggregate	2.26% 3
\$500,000 per occurrence/\$1,000,000 aggregate	0.00% 0
\$200,000 per occurrence/\$600,000 aggregate	0.75% 1
I don't know	10.53% 14
Not applicable	2.26% 3
Total	133

Q79 How many times have you been subpoenaed?

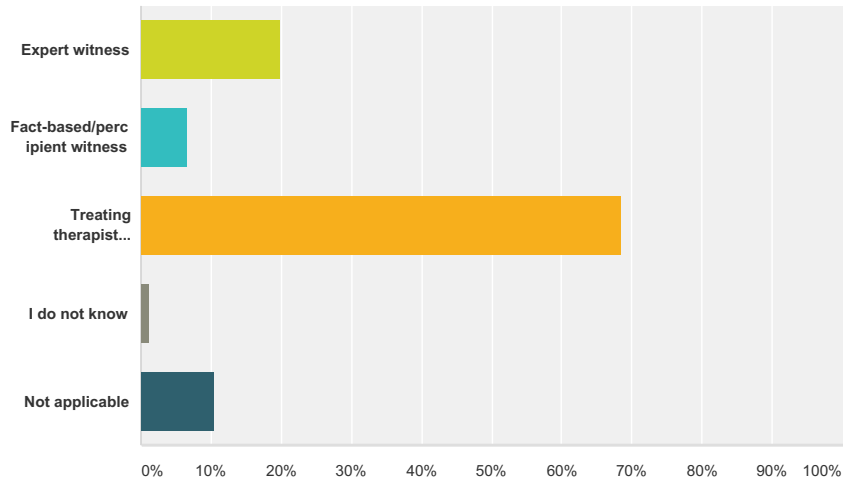
Answered: 137 Skipped: 12



Answer Choices	Responses
None	43.80% 60
1-5 times	45.99% 63
6-10 times	3.65% 5
11-15 times	2.19% 3
16-20 times	0.73% 1
More than 20 times	3.65% 5
Total	137

Q80 What type of witness were you in a majority of these claims?

Answered: 76 Skipped: 73

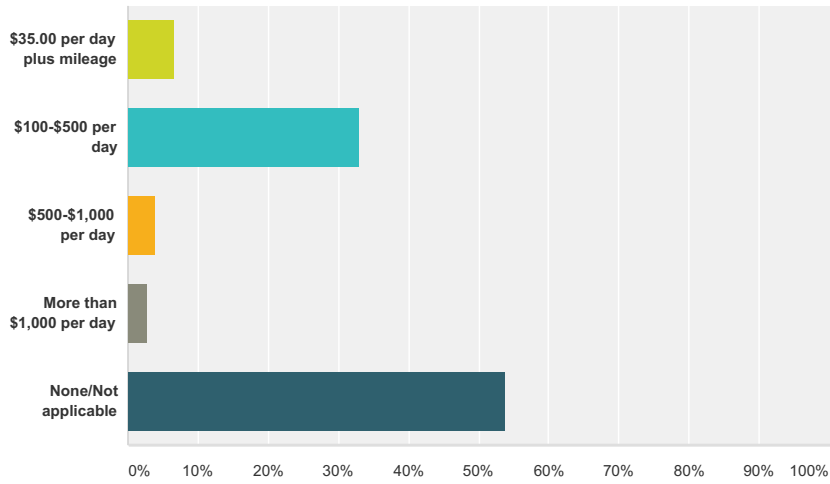


Answer Choices	Responses
Expert witness	19.74% 15
Fact-based/percipient witness	6.58% 5
Treating therapist witness	68.42% 52
I do not know	1.32% 1
Not applicable	10.53% 8
Total Respondents: 76	

Demographic Survey - Clinical

Q81 How much on average were you reimbursed for witness fees?

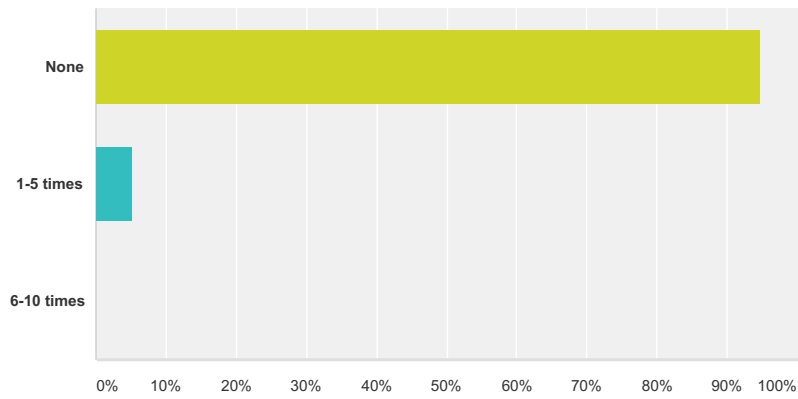
Answered: 76 Skipped: 73



Answer Choices	Responses
\$35.00 per day plus mileage	6.58% 5
\$100-\$500 per day	32.89% 25
\$500-\$1,000 per day	3.95% 3
More than \$1,000 per day	2.63% 2
None/Not applicable	53.95% 41
Total	76

Q82 How many times have you had to file an incident report with malpractice insurance?

Answered: 136 Skipped: 13

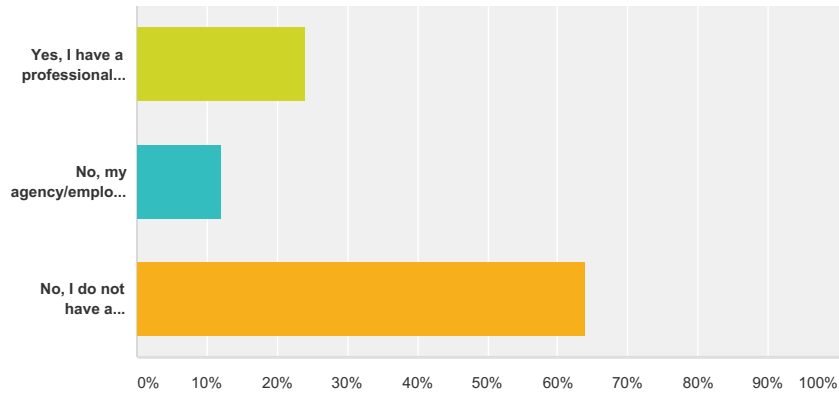


Answer Choices	Responses
None	94.85% 129
1-5 times	5.15% 7
6-10 times	0.00% 0
Total	136

Demographic Survey - Clinical

Q83 Do you have a professional will in place?

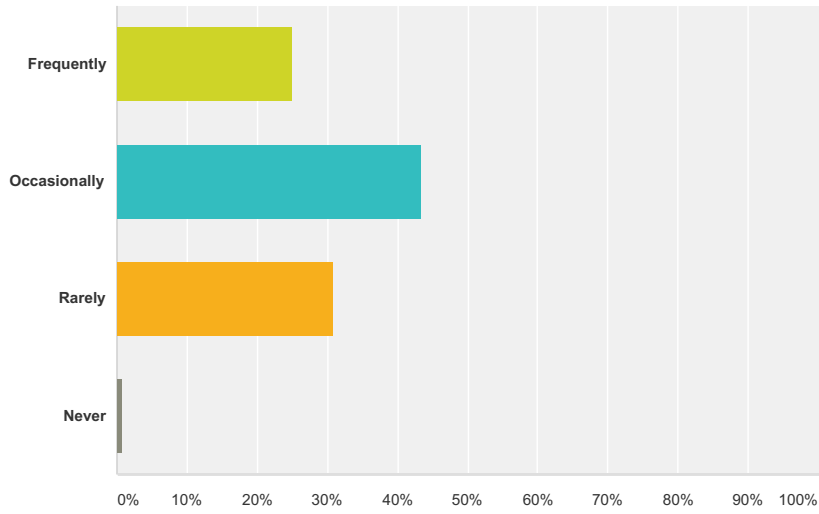
Answered: 133 Skipped: 16



Answer Choices	Responses
Yes, I have a professional will in place	24.06% 32
No, my agency/employer has a policy in place	12.03% 16
No, I do not have a professional will in place	63.91% 85
Total	133

Q84 How often do you seek legal, ethical, or clinical consultation each month?

Answered: 136 Skipped: 13

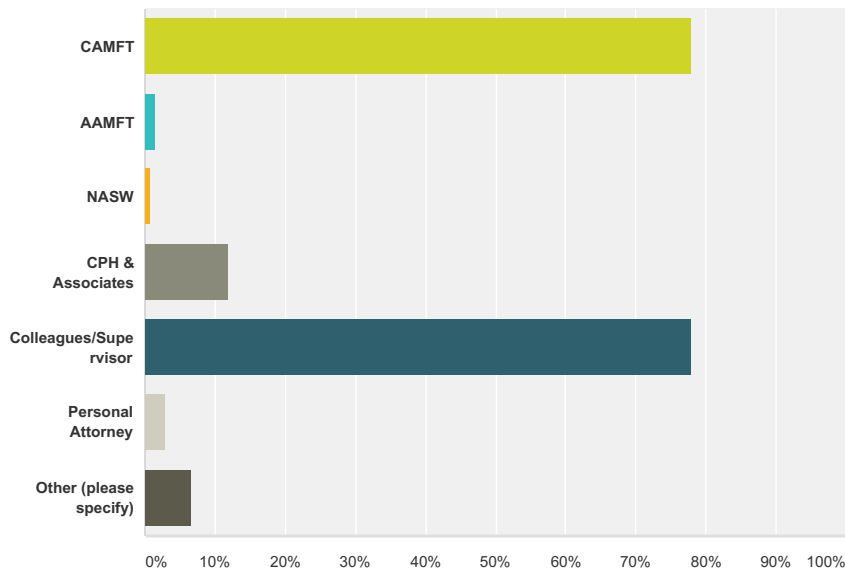


Answer Choices	Responses	
Frequently	25.00%	34
Occasionally	43.38%	59
Rarely	30.88%	42
Never	0.74%	1
Total		136

Demographic Survey - Clinical

Q85 From whom do you receive consultation? (Check all that apply)

Answered: 135 Skipped: 14



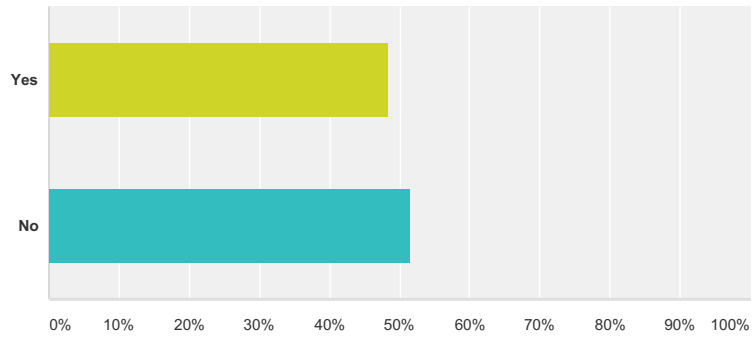
Answer Choices	Responses	Count
CAMFT	77.78%	105
AAMFT	1.48%	2
NASW	0.74%	1
CPH & Associates	11.85%	16
Colleagues/Supervisor	77.78%	105
Personal Attorney	2.96%	4
Other (please specify)	6.67%	9
Total Respondents: 135		

#	Other (please specify)	Date
1	Ca psychological assoc	2/4/2015 9:25 AM
2	Clinical Consultants	1/25/2015 6:27 PM
3	attorney colleagues	1/18/2015 1:13 PM
4	Professional colleagues	1/17/2015 7:03 PM
5	Consult with psychiatrist	1/16/2015 3:35 PM
6	Outside Consultant	1/15/2015 10:48 PM
7	Closed clinical groups/forums	1/15/2015 9:12 PM
8	former colleagues whom I respect as clinicians	1/15/2015 5:00 PM
9	colleagues	1/15/2015 3:40 PM

Demographic Survey - Clinical

Q86 If you could bill Medicare, would you?

Answered: 132 Skipped: 17

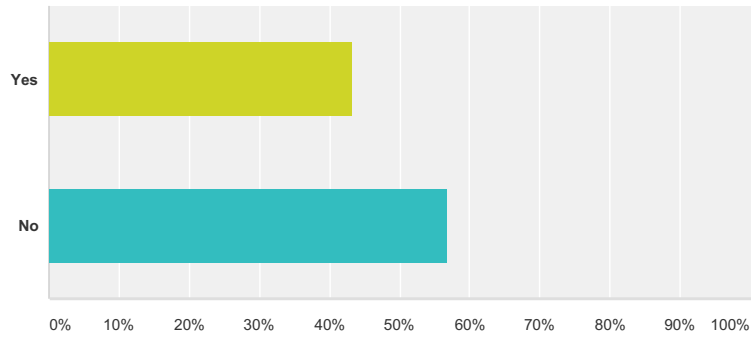


Answer Choices	Responses	
Yes	48.48%	64
No	51.52%	68
Total		132

Demographic Survey - Clinical

Q87 Would you consider working at a federally qualified health center?

Answered: 132 Skipped: 17

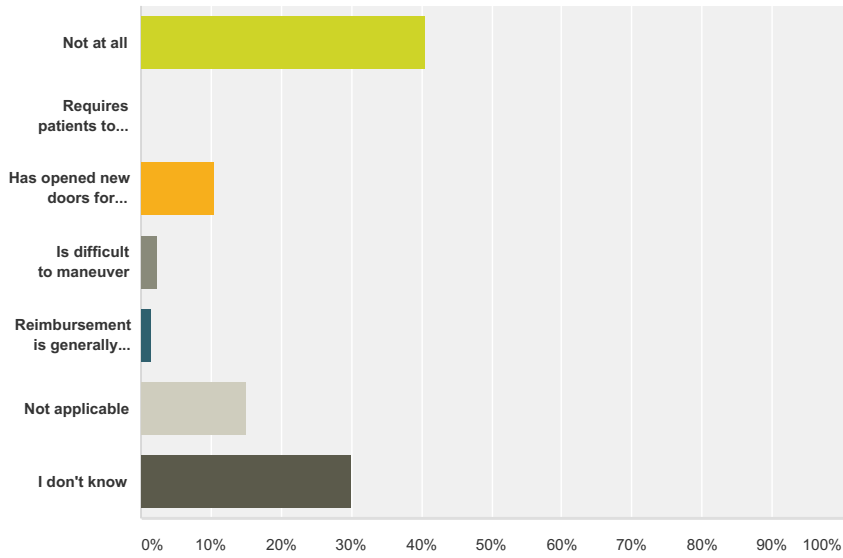


Answer Choices	Responses
Yes	43.18% 57
No	56.82% 75
Total	132

#	I am currently working at a federally qualified health center (please provide name of center)	Date
1	VHA	1/15/2015 10:49 PM

Q88 How has the passage of the parity law affected your employment/practice?

Answered: 133 Skipped: 16

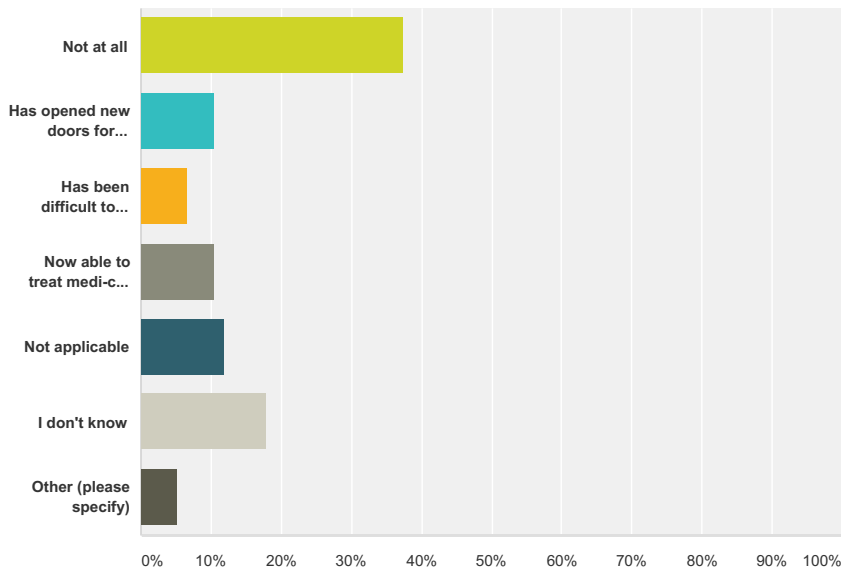


Answer Choices	Responses
Not at all	40.60% 54
Requires patients to first be evaluated by physicians/psychologist	0.00% 0
Has opened new doors for employment/treatment	10.53% 14
Is difficult to maneuver	2.26% 3
Reimbursement is generally denied regardless of "parity"	1.50% 2
Not applicable	15.04% 20
I don't know	30.08% 40
Total	133

#	Other (please specify)	Date
1	I can get the services my clients need paid for my managed care	1/16/2015 7:43 AM

Q89 How has the passage of the Affordable Care Act affected your employment/practice?

Answered: 134 Skipped: 15



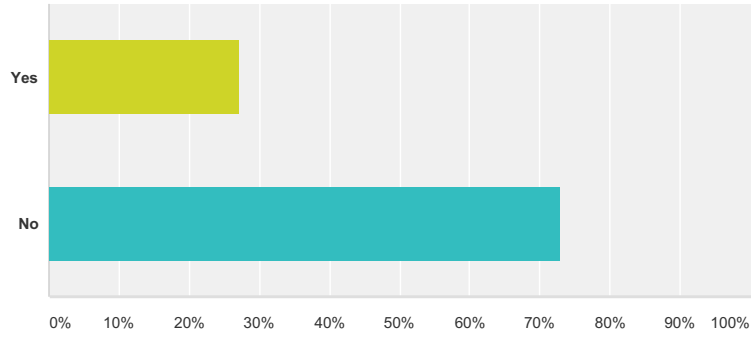
Answer Choices	Responses
Not at all	37.31% 50
Has opened new doors for employment/treatment	10.45% 14
Has been difficult to understand	6.72% 9
Now able to treat medi-cal clients	10.45% 14
Not applicable	11.94% 16
I don't know	17.91% 24
Other (please specify)	5.22% 7
Total	134

#	Other (please specify)	Date
1	more patients receiving treatment	2/4/2015 11:43 AM
2	a flood of new referrals	1/20/2015 2:32 PM
3	more clients have insurance	1/19/2015 8:38 AM
4	More people have insurance, but also have high deductible plans so then they don't want to pay for therapy	1/17/2015 12:16 AM
5	applied for medi cal	1/16/2015 2:44 PM
6	Increased difficulty dealing with insurance companies	1/16/2015 10:08 AM
7	Caused me to stop taking insurance	1/16/2015 8:10 AM

Demographic Survey - Clinical

Q90 Do you supervise interns and/or trainees?

Answered: 136 Skipped: 13

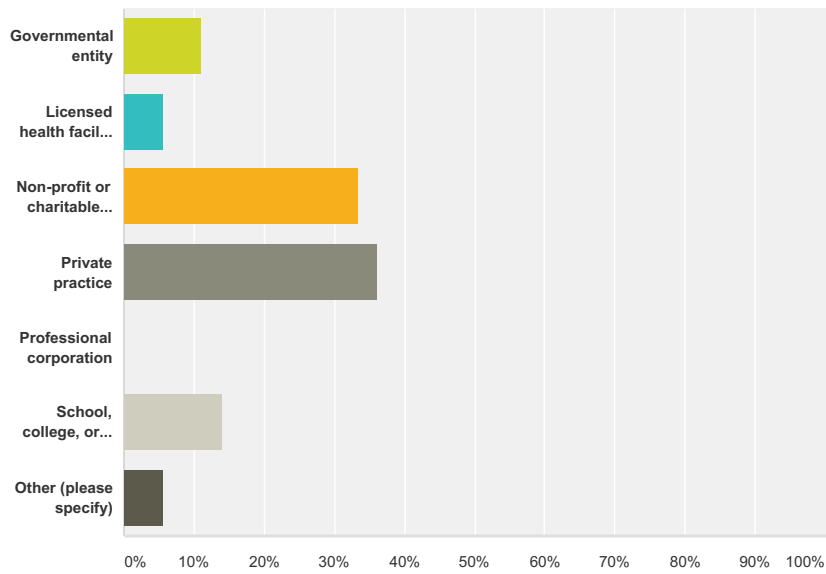


Answer Choices	Responses	
Yes	27.21%	37
No	72.79%	99
Total		136

Demographic Survey - Clinical

Q91 In which setting do you provide supervision?

Answered: 36 Skipped: 113

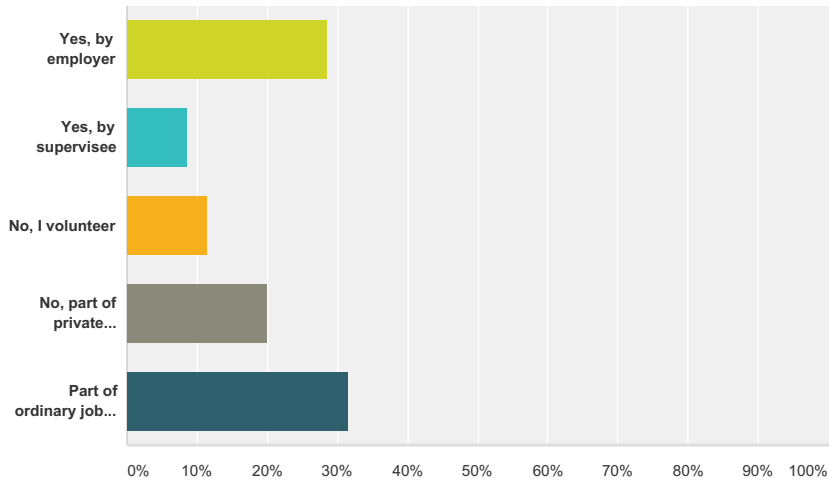


Answer Choices	Responses
Governmental entity	11.11% 4
Licensed health facility (e.g., hospital)	5.56% 2
Non-profit or charitable corporation	33.33% 12
Private practice	36.11% 13
Professional corporation	0.00% 0
School, college, or university	13.89% 5
Other (please specify)	5.56% 2
Total Respondents: 36	

#	Other (please specify)	Date
1	Na	1/17/2015 4:34 PM
2	County Mental Health Clinic	1/16/2015 6:58 PM

Q92 Are you paid for the supervision you provide?

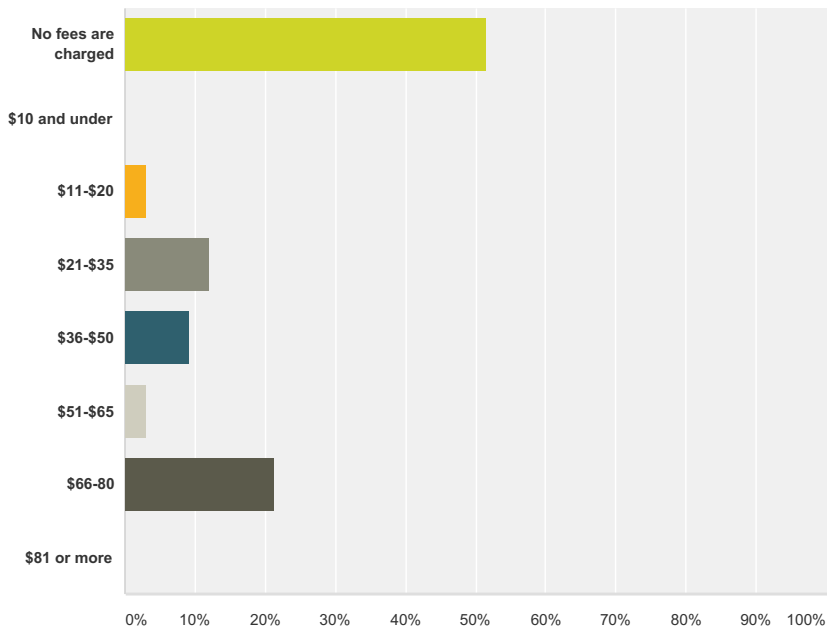
Answered: 35 Skipped: 114



Answer Choices	Responses
Yes, by employer	28.57% 10
Yes, by supervisee	8.57% 3
No, I volunteer	11.43% 4
No, part of private practice overhead	20.00% 7
Part of ordinary job duties	31.43% 11
Total	35

Q93 What is the usual and customary fee charged to clients for the services of the intern(s) and/or trainee(s) you supervise?

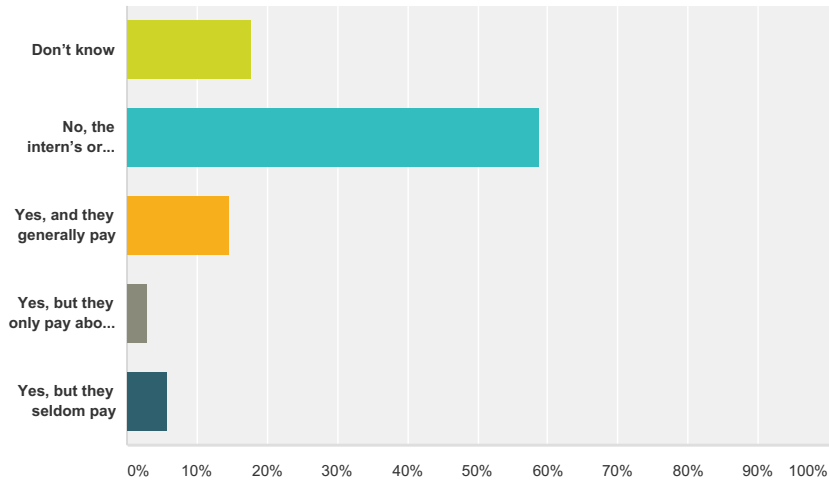
Answered: 33 Skipped: 116



Answer Choices	Responses	Count
No fees are charged	51.52%	17
\$10 and under	0.00%	0
\$11-\$20	3.03%	1
\$21-\$35	12.12%	4
\$36-\$50	9.09%	3
\$51-\$65	3.03%	1
\$66-\$80	21.21%	7
\$81 or more	0.00%	0
Total		33

Q94 Are third-party payers generally billed for the interns' or trainees' services?

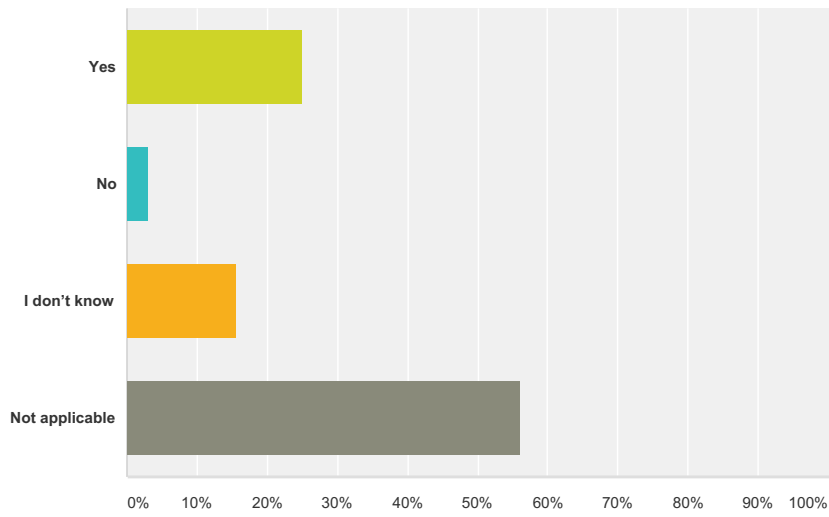
Answered: 34 Skipped: 115



Answer Choices	Responses
Don't know	17.65% 6
No, the intern's or trainee's services are not billed to third parties	58.82% 20
Yes, and they generally pay	14.71% 5
Yes, but they only pay about fifty percent of the time	2.94% 1
Yes, but they seldom pay	5.88% 2
Total	34

Q95 If third parties are billed for intern or trainee services, is it disclosed that the intern or trainee was the provider?

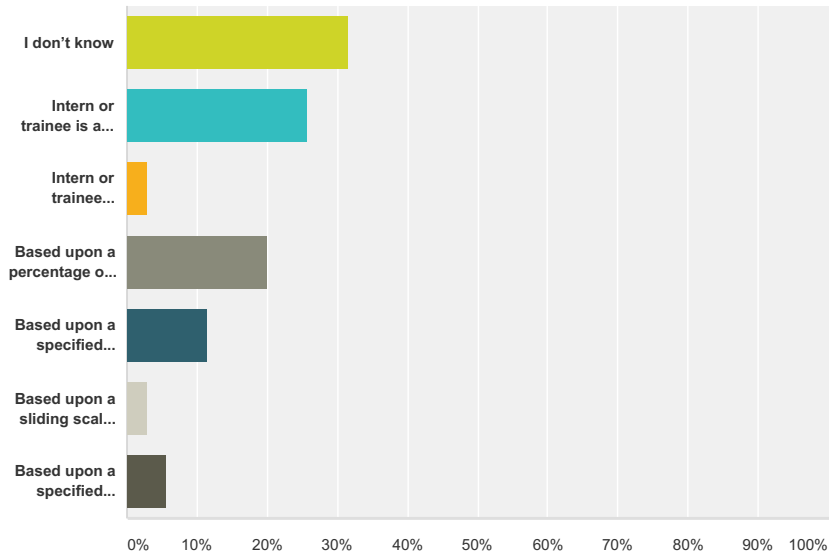
Answered: 32 Skipped: 117



Answer Choices	Responses
Yes	25.00% 8
No	3.13% 1
I don't know	15.63% 5
Not applicable	56.25% 18
Total	32

Q96 How is the intern's or trainee's wage determined?

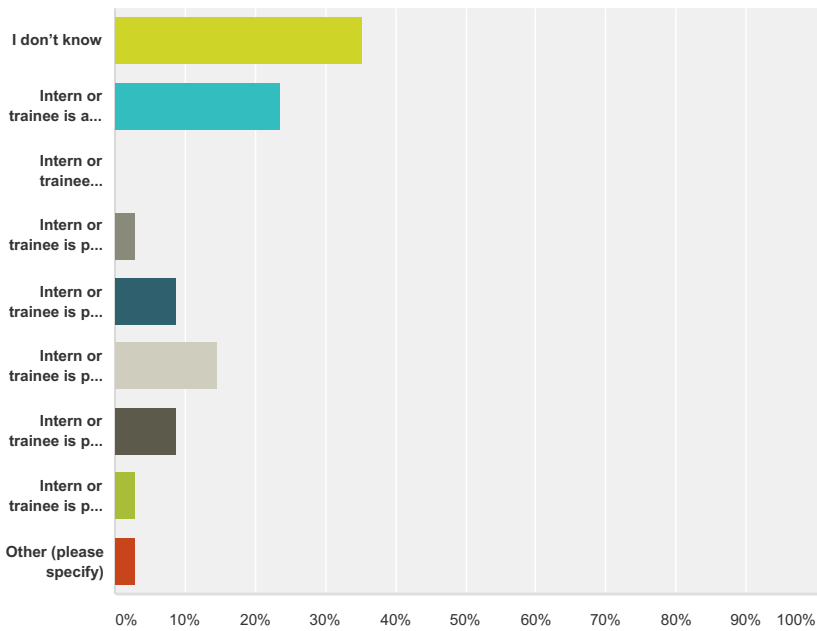
Answered: 35 Skipped: 114



Answer Choices	Responses
I don't know	31.43% 11
Intern or trainee is an unpaid volunteer	25.71% 9
Intern or trainee received only a nominal stipend to cover/offset volunteer expenses	2.86% 1
Based upon a percentage of the fees generated	20.00% 7
Based upon a specified amount per hour	11.43% 4
Based upon a sliding scale depending upon client volume	2.86% 1
Based upon a specified amount per week/month/year	5.71% 2
Total	35

Q97 If the intern or trainee is paid, approximately how much does an intern or trainee get paid per hour?

Answered: 34 Skipped: 115

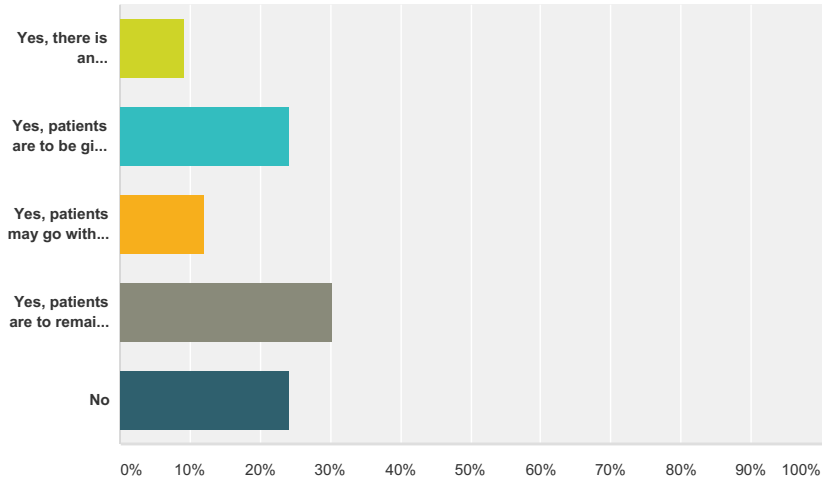


Answer Choices	Responses
I don't know	35.29% 12
Intern or trainee is an unpaid volunteer	23.53% 8
Intern or trainee receives approximately \$500 or less per month for actual expenses incurred as a volunteer	0.00% 0
Intern or trainee is paid approximately \$8-\$15 per hour	2.94% 1
Intern or trainee is paid approximately \$16-\$25 per hour	8.82% 3
Intern or trainee is paid approximately \$26-\$35 per hour	14.71% 5
Intern or trainee is paid approximately \$36-\$45 per hour	8.82% 3
Intern or trainee is paid \$46 or more per hour	2.94% 1
Other (please specify)	2.94% 1
Total	34

#	Other (please specify)	Date
1	50% of fee	2/6/2015 10:45 AM

Q98 Is there a written understanding between the employer and intern(s) or trainee(s) and if so, does the written understanding specify what is to happen with patients when the employment relationship terminates?

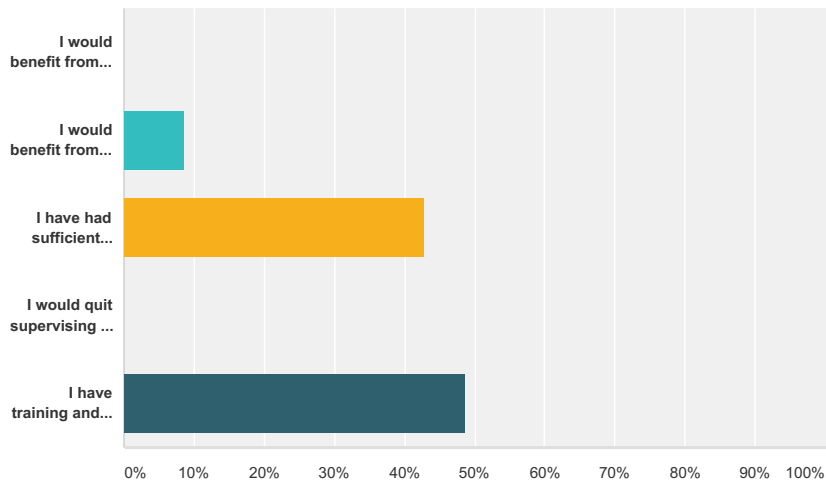
Answered: 33 Skipped: 116



Answer Choices	Responses
Yes, there is an understanding contract but it does not address this issue	9.09% 3
Yes, patients are to be given several options	24.24% 8
Yes, patients may go with intern/trainee as long as intern/trainee is working lawfully	12.12% 4
Yes, patients are to remain with intern's/trainee's employer	30.30% 10
No	24.24% 8
Total	33

Q99 Do you believe you have sufficient education, training, and experience to adequately provide supervision?

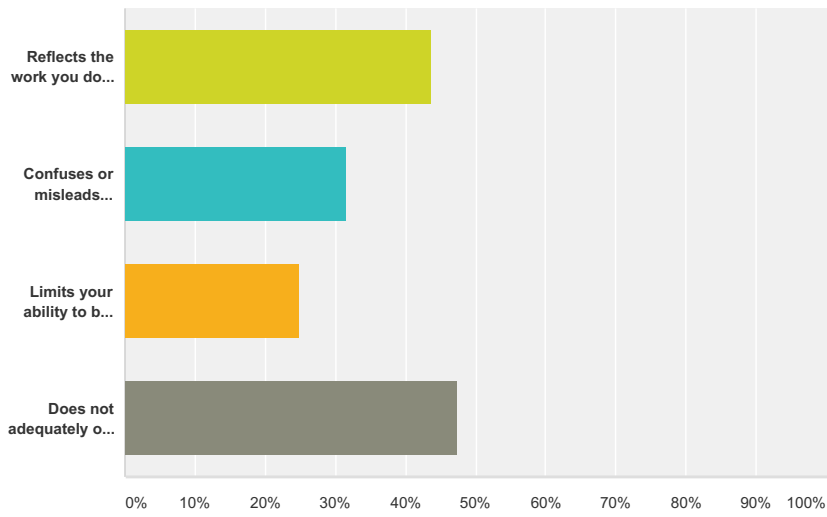
Answered: 35 Skipped: 114



Answer Choices	Responses
I would benefit from training, but do not have the time	0.00% 0
I would benefit from training and am interested in such an opportunity	8.57% 3
I have had sufficient training and experience in supervision and am not interested in more training	42.86% 15
I would quit supervising if I had to engage in more training	0.00% 0
I have training and would like more	48.57% 17
Total	35

Q100 Which of the following do you feel best describes the title Licensed Marriage and Family Therapist: (Check all that apply)

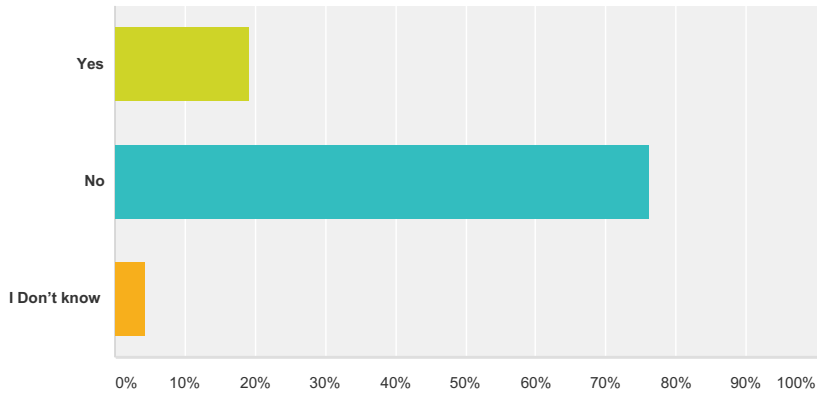
Answered: 133 Skipped: 16



Answer Choices	Responses	
Reflects the work you do with clients	43.61%	58
Confuses or misleads clients	31.58%	42
Limits your ability to be hired and/or provide services in employment	24.81%	33
Does not adequately or accurately reflect the work you do with clients	47.37%	63
Total Respondents: 133		

Q101 Are you and/or your employer a BBS-approved continuing education provider?

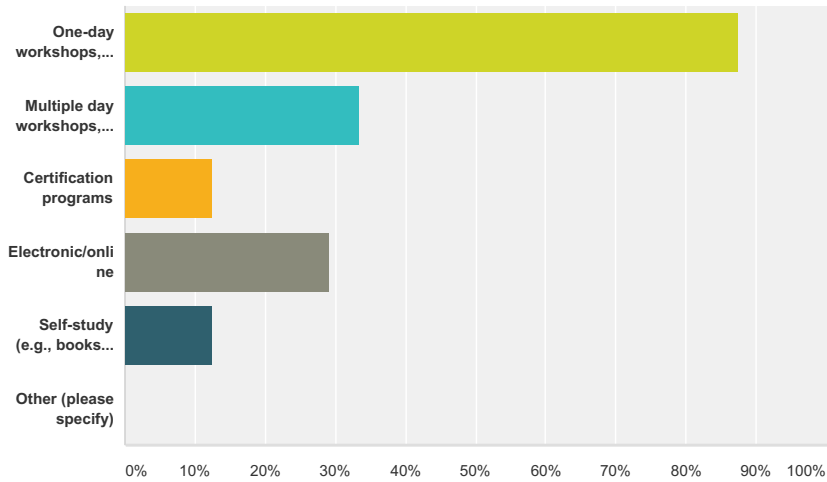
Answered: 135 Skipped: 14



Answer Choices	Responses	
Yes	19.26%	26
No	76.30%	103
I Don't know	4.44%	6
Total		135

Q102 Which method do you use to offer CE coursework? (Check all that apply)

Answered: 24 Skipped: 125

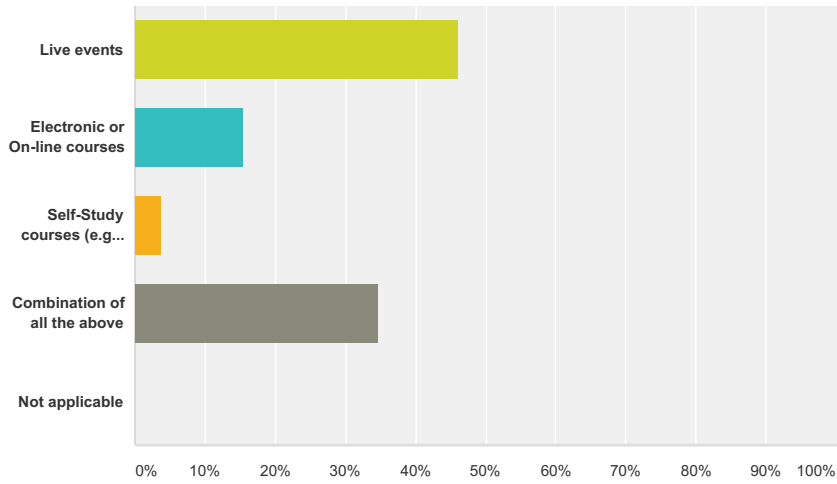


Answer Choices	Responses
One-day workshops, conferences, trainings, etc.	87.50% 21
Multiple day workshops, conferences, trainings, etc.	33.33% 8
Certification programs	12.50% 3
Electronic/online	29.17% 7
Self-study (e.g., books, articles, audio/video recordings)	12.50% 3
Other (please specify)	0.00% 0
Total Respondents: 24	

#	Other (please specify)	Date
	There are no responses.	

Q103 How do you prefer to fulfill your CE requirements?

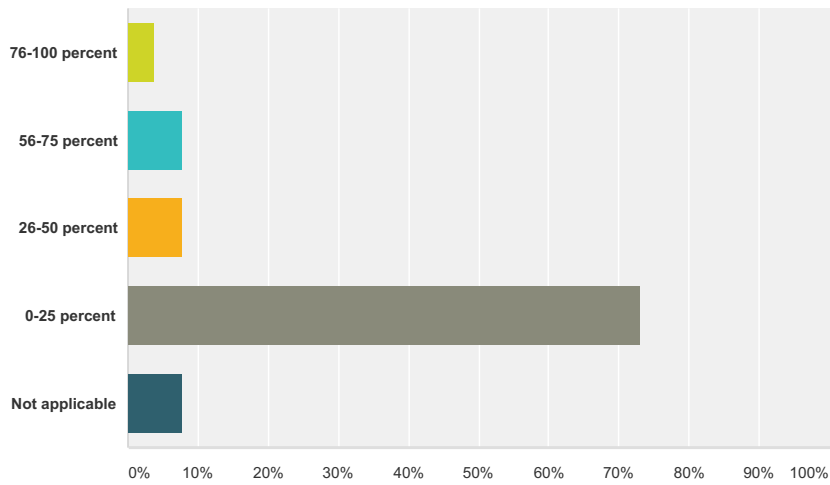
Answered: 26 Skipped: 123



Answer Choices	Responses
Live events	46.15% 12
Electronic or On-line courses	15.38% 4
Self-Study courses (e.g., reading, watching video recordings, listening to audio-tapes)	3.85% 1
Combination of all the above	34.62% 9
Not applicable	0.00% 0
Total	26

Q104 What percentage of your total CE per renewal cycle do you obtain via CAMFT education opportunities?

Answered: 26 Skipped: 123

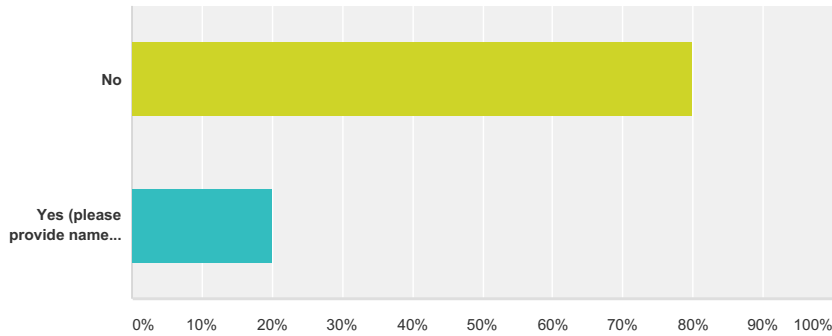


Answer Choices	Responses	
76-100 percent	3.85%	1
56-75 percent	7.69%	2
26-50 percent	7.69%	2
0-25 percent	73.08%	19
Not applicable	7.69%	2
Total		26

Demographic Survey - Clinical

Q105 Are you a member of another professional association?

Answered: 135 Skipped: 14

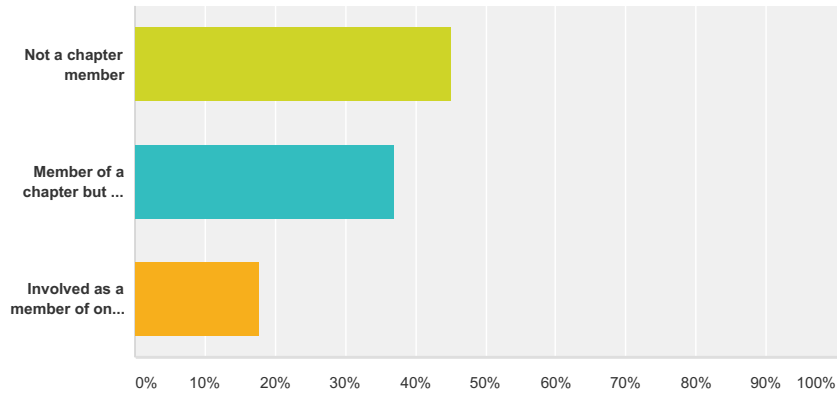


Answer Choices	Responses
No	80.00% 108
Yes (please provide name of association)	20.00% 27
Total	135

#	Yes (please provide name of association)	Date
1	solano/yolo CAMFT	2/8/2015 9:21 PM
2	Sacramento Valley CAMFT	2/6/2015 10:46 AM
3	Women's Success	2/5/2015 11:30 AM
4	AAMFT	2/4/2015 3:41 PM
5	CPA	2/4/2015 9:27 AM
6	EMDRIA	1/22/2015 12:41 PM
7	AFCC, Placer Bar Association, CAMFT SVC	1/18/2015 1:14 PM
8	AAMFT	1/18/2015 11:04 AM
9	National Board of Certified Counselors	1/17/2015 12:17 AM
10	Iceeft	1/16/2015 8:52 PM
11	EMDR International Association	1/16/2015 6:35 PM
12	CAMFT, IITAP, EMDRIA	1/16/2015 10:40 AM
13	EMDRIA	1/16/2015 9:22 AM
14	NAPW, SHRM, SV-CAMFT, NBCC	1/16/2015 9:04 AM
15	National Hospice association	1/16/2015 8:13 AM
16	Association of Play Therapy	1/15/2015 9:58 PM
17	AGPA, EMDRIA	1/15/2015 8:19 PM
18	APA & CPA	1/15/2015 7:56 PM
19	NEA	1/15/2015 7:47 PM
20	AACC, ADEC	1/15/2015 7:12 PM
21	Registry of Interpreters for the Deaf	1/15/2015 6:23 PM
22	NASW	1/15/2015 5:31 PM
23	American Association of Christian Counselors	1/15/2015 5:28 PM
24	Aamft	1/15/2015 5:20 PM
25	AAMFT, NBCC	1/15/2015 4:00 PM
26	National Association of Professional Women	1/15/2015 3:55 PM
27	NAADAC, AAMFT,	1/15/2015 3:43 PM

Q106 Are you involved in one or more CAMFT Chapters?

Answered: 135 Skipped: 14

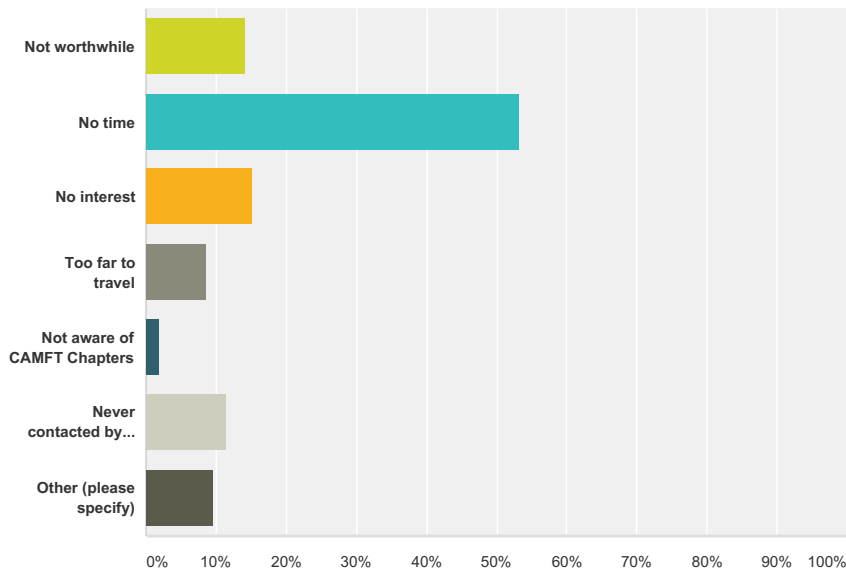


Answer Choices	Responses
Not a chapter member	45.19% 61
Member of a chapter but not involved	37.04% 50
Involved as a member of one or more chapters	17.78% 24
Total	135

Demographic Survey - Clinical

Q107 Why aren't you involved in a CAMFT Chapter?

Answered: 105 Skipped: 44

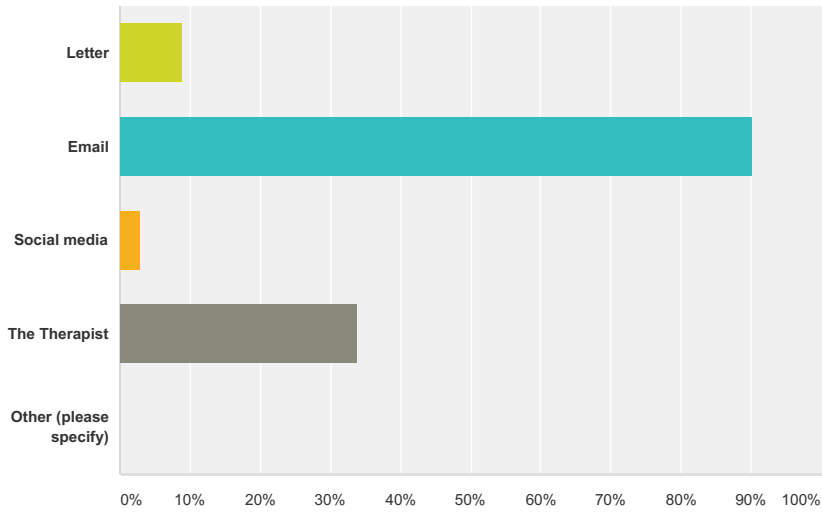


Answer Choices	Responses
Not worthwhile	14.29% 15
No time	53.33% 56
No interest	15.24% 16
Too far to travel	8.57% 9
Not aware of CAMFT Chapters	1.90% 2
Never contacted by a Chapter	11.43% 12
Other (please specify)	9.52% 10
Total Respondents: 105	

#	Other (please specify)	Date
1	Our local chapter is currently not up and running. Many things in Bakersfield end up with this result. Lack of leadership and commitment I believe	2/9/2015 1:07 PM
2	I attend meetings about 1-2 times a year, otherwise, not informative	2/6/2015 9:14 PM
3	I see clients when they have their meetings. Also my clinical opinions are not always welcomed.	2/6/2015 7:36 PM
4	conflicting schedules	1/21/2015 7:53 PM
5	Quality of chapter has significantly decreased	1/16/2015 11:12 AM
6	Hasn't interested me enough to attend	1/15/2015 9:39 PM
7	Schedule is packed and have difficulty making the time to go	1/15/2015 4:28 PM
8	meetings times are difficult, I attend occasionally, but am soon retiring.	1/15/2015 4:12 PM
9	Retiring in 4 months	1/15/2015 3:36 PM
10	I live in the middle of nowhere	1/15/2015 3:29 PM

Q108 How do you prefer to receive communications from CAMFT?

Answered: 133 Skipped: 16



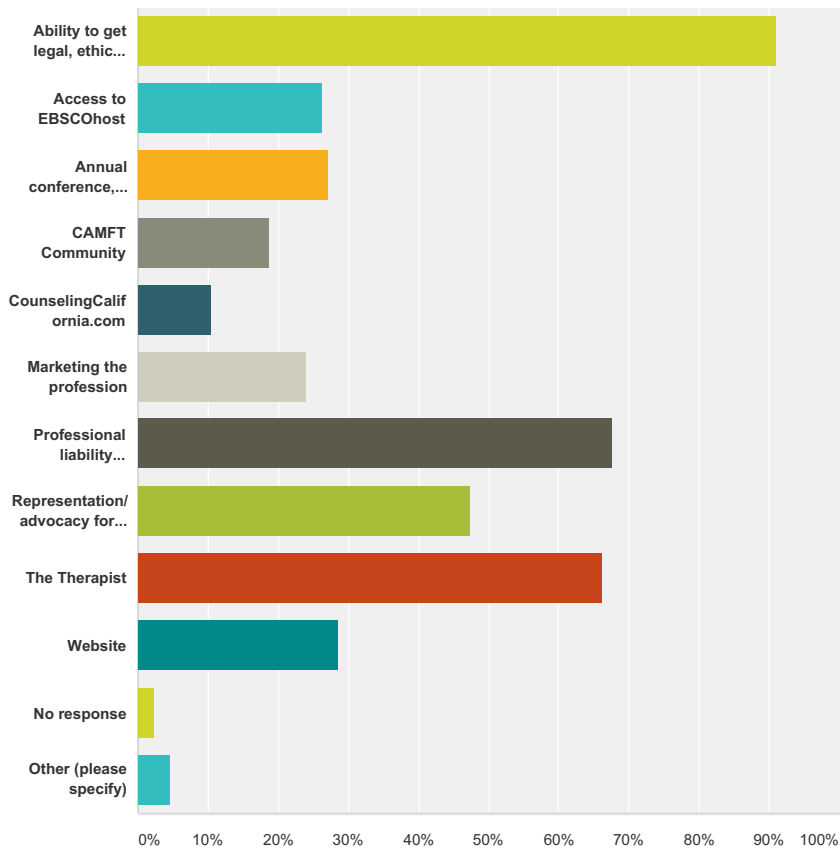
Answer Choices	Responses
Letter	9.02% 12
Email	90.23% 120
Social media	3.01% 4
The Therapist	33.83% 45
Other (please specify)	0.00% 0
Total Respondents: 133	

#	Other (please specify)	Date
	There are no responses.	

Demographic Survey - Clinical

Q109 What CAMFT member benefits do you consider to be most beneficial? (Check all that apply)

Answered: 133 Skipped: 16



Answer Choices	Responses
Ability to get legal, ethical and business questions answered	90.98% 121
Access to EBSCOhost	26.32% 35
Annual conference, Fall Symposium and workshops	27.07% 36
CAMFT Community	18.80% 25
CounselingCalifornia.com	10.53% 14
Marketing the profession	24.06% 32
Professional liability insurance	67.67% 90
Representation/advocacy for the profession	47.37% 63
The Therapist	66.17% 88
Website	28.57% 38
No response	2.26% 3
Other (please specify)	4.51% 6
Total Respondents: 133	

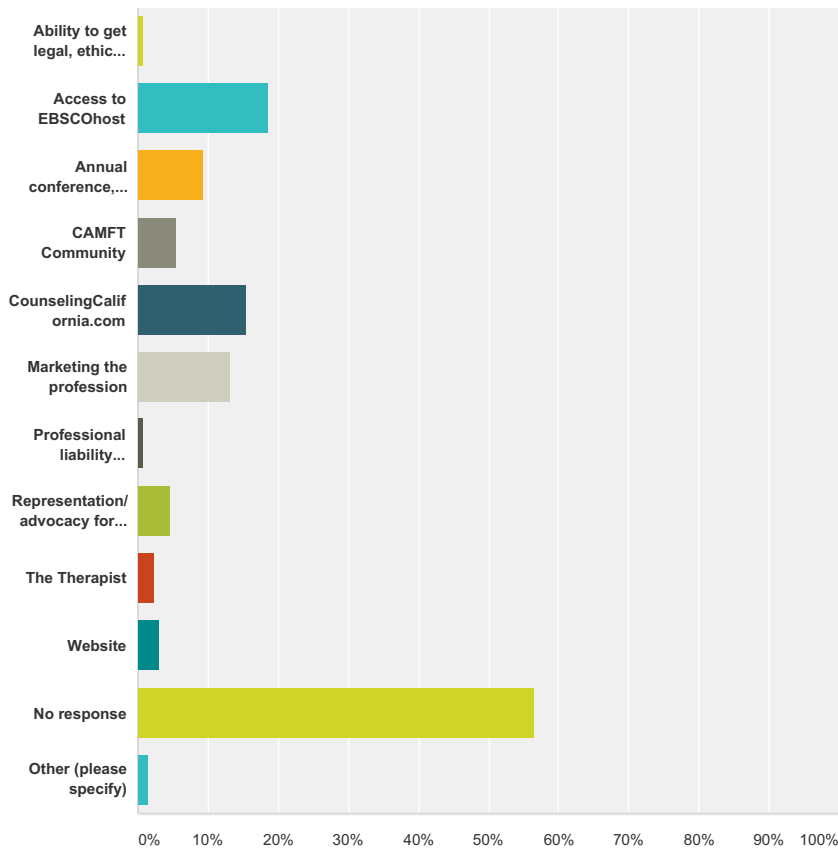
#	Other (please specify)	Date
1	local chapter available for CEU's	2/6/2015 8:40 AM
2	I have access to EBSCO through my college employer, but if I didn't I would heavily rely on the CAMFT access. I think it is a GREAT service!!	2/4/2015 12:58 PM

Demographic Survey - Clinical

3	job board	1/19/2015 3:06 PM
4	Local Chapter	1/16/2015 8:09 AM
5	Tried EBSCO host but was unable to access it	1/15/2015 5:06 PM
6	insurance	1/15/2015 3:29 PM

Q110 What CAMFT member benefits do you consider to be least beneficial? (Check all that apply)

Answered: 129 Skipped: 20

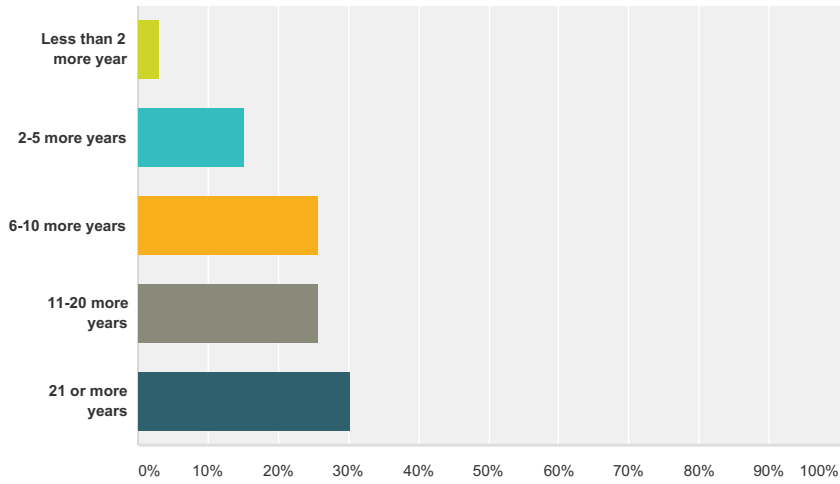


Answer Choices	Responses
Ability to get legal, ethical and business questions answered	0.78% 1
Access to EBSCOhost	18.60% 24
Annual conference, Fall Symposium and workshops	9.30% 12
CAMFT Community	5.43% 7
CounselingCalifornia.com	15.50% 20
Marketing the profession	13.18% 17
Professional liability insurance	0.78% 1
Representation/advocacy for the profession	4.65% 6
The Therapist	2.33% 3
Website	3.10% 4
No response	56.59% 73
Other (please specify)	1.55% 2
Total Respondents: 129	

#	Other (please specify)	Date
1	Conferences are fine . . . unable to attend, however.	2/9/2015 8:26 AM
2	all seem valuable	2/6/2015 8:40 AM

Q111 I expect to remain a member of CAMFT:

Answered: 132 Skipped: 17



Answer Choices	Responses
Less than 2 more year	3.03% 4
2-5 more years	15.15% 20
6-10 more years	25.76% 34
11-20 more years	25.76% 34
21 or more years	30.30% 40
Total	132

Demographic Survey - Clinical

Q112 Comments/Feedback

Answered: 23 Skipped: 126

#	Responses	Date
1	Make your surveys a little shorter and you will get a better response. Do more surveys in order to make the CAMFT community better and improved. This was a great survey!!!	2/9/2015 1:07 PM
2	Semi-retired . . . getting older with each birthday . . . and truly enjoy the work . . . so I might never retire until I'm engraved.	2/9/2015 8:26 AM
3	survey is too long with some redundant questions	2/8/2015 9:24 PM
4	This was a very long survey. It would have been nice to say so beforehand.	2/6/2015 7:36 PM
5	I am very happy that I have CAMFT for support when I need it. I rarely ever do, but as a student and intern it was an important part of my development and I was more involved then. As a professional, I want to know they are there for me and moving the profession forward. Perhaps when I am "semi-retired" and can return to being more involved at the chapter level.	2/4/2015 12:58 PM
6	This survey was needed more than 10 yrs. ago	2/4/2015 11:21 AM
7	More variety with legal and ethical issues	1/25/2015 1:40 AM
8	I hope to retire in 2016	1/18/2015 11:46 AM
9	You are doing a great job--keep up the good work	1/16/2015 9:39 PM
10	EMDR therapy is now considered a therapeutic modality, not just a technique or approach.	1/16/2015 6:37 PM
11	We need group health insurance	1/16/2015 5:21 PM
12	Thank you for providing your services, esp legal advice and CAMFT groups.	1/16/2015 11:18 AM
13	Very long survey. I don't mind, but suggest you give an estimated time to complete.	1/16/2015 10:11 AM
14	I hope to be able to work 21 years from now.	1/15/2015 11:11 PM
15	I would like to see more action taken with Congress and VA about getting LMFT's hired in VA hospitals, currently we are only hired in Veteran Centers. VA has not changed hiring practices despite Congressional Law. End the COAMFTE requirement, it is killing the profession. Break the LCSW stranglehold in hospitals.	1/15/2015 10:56 PM
16	I would like to see the title changed to relationship not marriage and family counseling. Now it sounds too limited.	1/15/2015 9:20 PM
17	Where I work diversity is a huge problem. I don't believe that Therapist of color are treated fairly or recognized as contributing to the profession. More education on diversity must be done in the Central Valley.	1/15/2015 6:46 PM
18	Thank you for all you do for us. I would love another introduction to EBSCOhost	1/15/2015 5:06 PM
19	I have always thought the title of marriage and family therapist is misleading and have seen it confuse many people into thinking it means I only see couples and families.	1/15/2015 4:40 PM
20	none	1/15/2015 4:01 PM
21	Will there be any advocacy for LMFT's to get hired by hospitals? The majority of hospitals will only hire and look at LCSW applications. Hospitals have stated that the state will only cover those that has LCSW. I think that is extremely unfair and unjust to LMFT's because we are also qualified professionals.	1/15/2015 3:49 PM
22	TOO LONG OF A SURVEY, either break it up into several surveys or tell us ahead of time how many questions are involved.	1/15/2015 3:47 PM
23	very LONG survey	1/15/2015 3:29 PM

Demographic Survey - Clinical

Q113 Additional questions you would like to see in future demographic surveys:

Answered: 6 Skipped: 143

#	Responses	Date
1	What do you need in the area of support for your profession?	2/9/2015 1:07 PM
2	Add questions about the aging population of therapist today and how long they will practice.	2/4/2015 11:21 AM
3	FYI, each time I needed to enter content into the blank space, it was difficult to access the space; I had to try multiple times. Might be worth looking at to trouble shoot.	1/15/2015 5:06 PM
4	How much student indebtedness?	1/15/2015 4:40 PM
5	None	1/15/2015 4:01 PM
6	Interest in developing a union for therapist.	1/15/2015 3:47 PM

Demographic Survey - Clinical

Q114 To be entered in the drawing for a free annual membership, please include your name as it appears on CAMFT records and your email address.

Answered: 82 Skipped: 67

#	Responses	Date
1	Mary Arvizu-Hayden Touchearts@hotmail.com	2/9/2015 1:07 PM
2	Carolyn Walters cwalters@sjcbhs.org	2/9/2015 12:23 PM
3	Jill Henningsgaard-Vierra jill.vierra@mccd.edu	2/9/2015 11:04 AM
4	John E. Moren moren@dcn.org	2/9/2015 8:26 AM
5	Teresa A. Kellstrom Kellstrom@yahoo.com	2/7/2015 8:59 PM
6	Erik Tootell MFT PhD erik_tootell@yahoo.com	2/6/2015 7:36 PM
7	Stephen Bryant Walker swalker@middlewayhealth.com	2/6/2015 10:48 AM
8	Elanna Panter Sherman elanna@dcn.org	2/6/2015 7:45 AM
9	Jennifer Stark jenniferstarkmft@aol.com	2/6/2015 1:15 AM
10	Jill Marquette jillmeliss62@gmail.com	2/5/2015 7:04 PM
11	Charlene Rose	2/5/2015 1:11 PM
12	Meredith Kelly Richards therapist@meredithrichards.com	2/5/2015 12:28 PM
13	Lori Lucia, LMFT	2/5/2015 9:57 AM
14	Genny LaMore gennylamore@aol.com	2/4/2015 4:13 PM
15	Linda L. Knowles pathfinderrose@comcast.net	2/4/2015 11:48 AM
16	Dorothy Redmon dorothyredmon@aol.com,	2/4/2015 11:21 AM
17	KarennMinet minet1215@att.net	2/4/2015 10:04 AM
18	Jill Jeffers Clark Drjillclark@gmail.com	2/4/2015 9:29 AM
19	Sandra Dussault Sandradussault@sbcglobal.net	2/4/2015 9:16 AM
20	Wendy True wtrue2469@aol.com	2/2/2015 10:37 AM
21	Christine Pulito-Colbert	1/25/2015 1:40 AM
22	Nohemi G. Escamilla nohemigescamilla@att.ne	1/21/2015 7:53 PM
23	Ellen Dunn dunntherapy@gmail.com	1/19/2015 3:06 PM
24	Ginger Bartel-Sherb barsherb2@gmail.com	1/19/2015 1:49 PM
25	Christine Rollins / christiner@sbcglobal.net	1/19/2015 8:55 AM
26	Victoria Sibayan	1/19/2015 8:40 AM
27	Carol Lynn Gray carolgray04@gmail.com	1/18/2015 10:45 PM
28	Bijili Elizabeth Abbey, bijilit@aol.com	1/18/2015 1:16 PM
29	Carol A Mahr mahrca@msn.com	1/18/2015 11:46 AM
30	Nanci Su Finley nfinleymft@att.net	1/18/2015 11:05 AM
31	Cathy Brownstone cathybrownstonemft@yahoo.com	1/17/2015 7:07 PM
32	Susan L Blaine sblainemft@aol.com	1/17/2015 4:39 PM
33	Stefanie Clifton scliftonmft@gmail.com	1/17/2015 10:54 AM
34	Beverly M. Breakey, MFT brachabev@comcasst.net	1/17/2015 9:16 AM
35	Tonya Gill tonyagillmft@gmail.com	1/17/2015 12:18 AM
36	carolbenak@sbcglobal.net	1/16/2015 9:39 PM
37	Kathleen Wilson-Parish wlsnprsh@yahoo.com	1/16/2015 7:05 PM
38	Diane Simon simonsez@sbcglobal.net	1/16/2015 6:37 PM
39	Barbara Kay McBroom Tbmcbroom@comcast.net	1/16/2015 5:21 PM
40	Marta Induni induni@att.net	1/16/2015 3:39 PM
41	Laura Shlien LauraShlien@gmail.com	1/16/2015 2:46 PM
42	Rebecca Robbins, rsr52@att.net	1/16/2015 11:18 AM

Demographic Survey - Clinical

43	Jane Amling-Heiken drjaneheiken@gmail.com	1/16/2015 11:16 AM
44	Anna Osborn annaosbornmft@gmail.com	1/16/2015 11:12 AM
45	Mike Klemin mkleminmft@sbcglobal.net	1/16/2015 10:42 AM
46	Amy S. Schepcoff aschepcoff@yahoo.com	1/16/2015 10:11 AM
47	Marilynn S. Irvine, Ph.D., LMFT ms.irvin@comcast.net	1/16/2015 9:07 AM
48	roseanne long rklongmft@gmail.com	1/16/2015 7:47 AM
49	Stacey L Laituri Slaituri@centerforhumanservices.org	1/16/2015 6:29 AM
50	Jason Nigl Jbirdnazerite@hotmail.com	1/16/2015 6:07 AM
51	Susan Muro Murosusan@rocketmail.com	1/15/2015 11:47 PM
52	Lorna M. Holden Laidlaw	1/15/2015 11:11 PM
53	Doye Sivils	1/15/2015 10:56 PM
54	Carmelita E Horne, MEd, LMFT Positive.change@sbcglobal.net	1/15/2015 10:02 PM
55	Lyla L Tyler mstylat@comcast.net	1/15/2015 9:59 PM
56	Julie Jorgenson Julie@JulieJmft.com	1/15/2015 9:53 PM
57	Amy Prieb amyrieb@gmail.com	1/15/2015 9:27 PM
58	Judith Blum judithblum120@comcast.net	1/15/2015 9:20 PM
59	Quwiala Washington qwashingtonmft@yahoo.com	1/15/2015 9:16 PM
60	Michelle Zuckerman mozo68@aol.com	1/15/2015 8:37 PM
61	Margherita Pingstore Mgingitore@att.net	1/15/2015 8:36 PM
62	Margaret E. Jeffrey, bbmej@aol.com	1/15/2015 7:58 PM
63	Sara Galbraith Drsaragalbraith@aol.com	1/15/2015 7:58 PM
64	Jay Tinsman; jayt.mft@comcast.net	1/15/2015 7:48 PM
65	Wess Ferguson wessferguson@hotmail.com	1/15/2015 7:27 PM
66	LeAnn Wesner leannwesner@gmail.com	1/15/2015 7:21 PM
67	Sheryle A. Ferguson- -sassysf@hotmail.com	1/15/2015 6:46 PM
68	Cynthia Hale psyndi73@hotmail.com	1/15/2015 6:24 PM
69	Marie Kirby, MFT mariekirbymft@yahoo.com	1/15/2015 5:30 PM
70	Sharmaine D Barnes	1/15/2015 5:29 PM
71	Deeanna Liebengood Daliebengood@gmail.com	1/15/2015 5:22 PM
72	Fonda Hart, LMFT (I don't know if that's what CAMFT has on record). fondahart@fresnocounseling.com	1/15/2015 5:06 PM
73	Amelia Comstock-Skipp acomstockskipp@gmail.com	1/15/2015 4:46 PM
74	Joe borders Joebordermft@yahoo.com	1/15/2015 4:40 PM
75	Toni J Horvath tonihorvath@sbcglobal.net	1/15/2015 4:28 PM
76	Leslie Baughman Connectcounseling@gmail.com	1/15/2015 4:25 PM
77	Jason Isacson LMFT jkisacson@comcast.net	1/15/2015 4:01 PM
78	Nina Smith	1/15/2015 3:55 PM
79	Nhung T Nguyen Nhung.tnguyen1020@gmail.com	1/15/2015 3:49 PM
80	MARGIE L. HACKETT, MC margie.hackett.mft@gmail.com	1/15/2015 3:47 PM
81	Christine Cipperly ccipperly@gmail.com	1/15/2015 3:34 PM
82	Debra J. Tripp, dtripp@solacemft.com	1/15/2015 3:29 PM