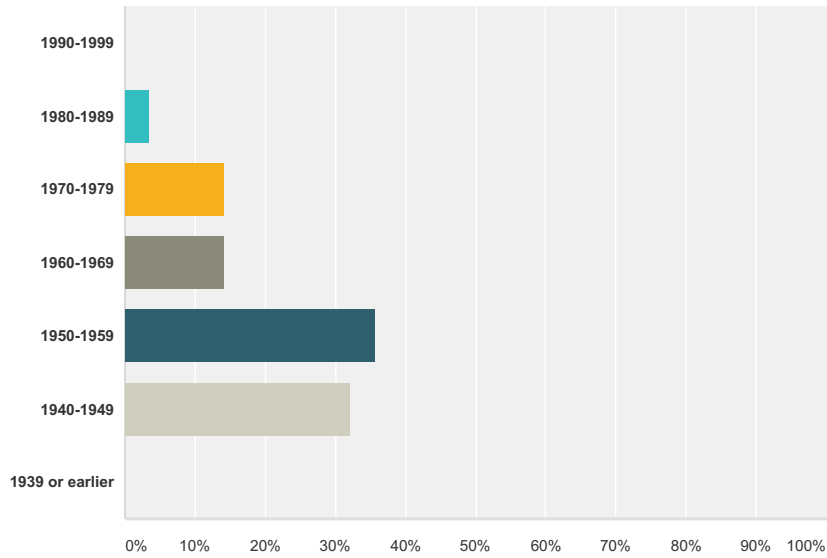


Demographic Survey - Clinical

Q1 What year were you born?

Answered: 28 Skipped: 0

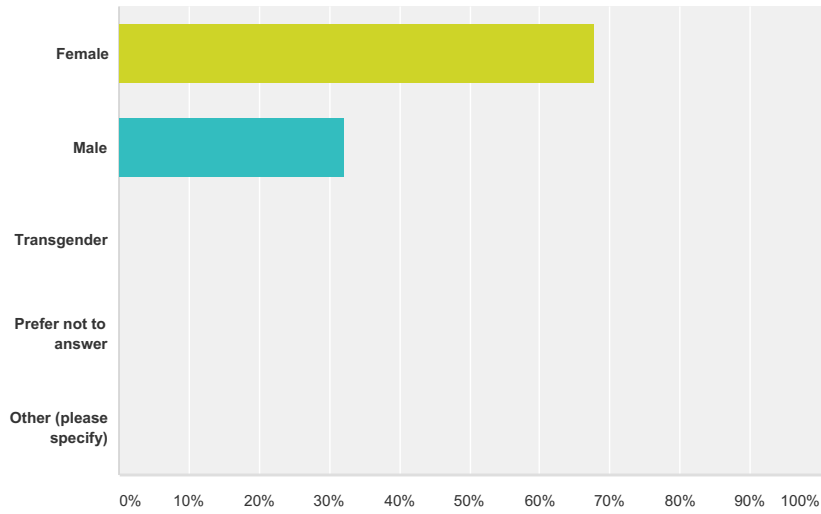


Answer Choices	Responses	Count
1990-1999	0.00%	0
1980-1989	3.57%	1
1970-1979	14.29%	4
1960-1969	14.29%	4
1950-1959	35.71%	10
1940-1949	32.14%	9
1939 or earlier	0.00%	0
Total		28

Demographic Survey - Clinical

Q2 What is your gender identity?

Answered: 28 Skipped: 0



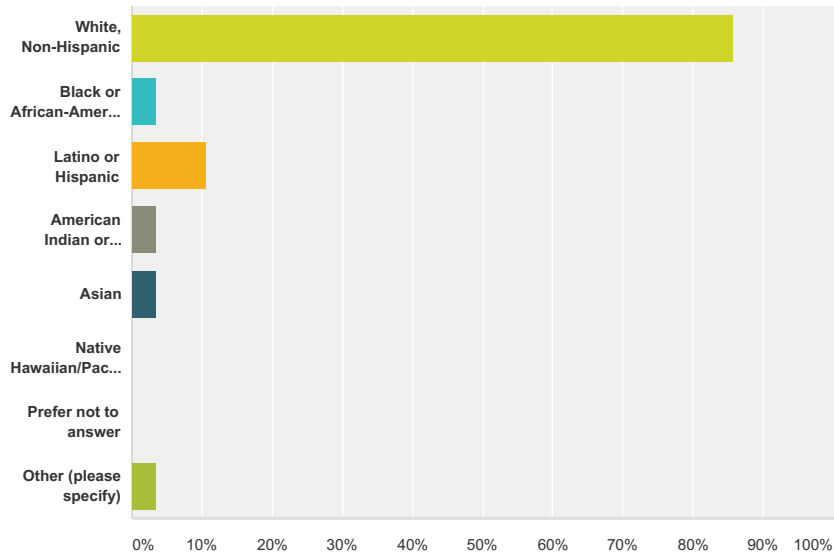
Answer Choices	Responses	
Female	67.86%	19
Male	32.14%	9
Transgender	0.00%	0
Prefer not to answer	0.00%	0
Other (please specify)	0.00%	0
Total		28

#	Other (please specify)	Date
	There are no responses.	

Demographic Survey - Clinical

Q3 What is your race/ethnic origin? (Check all that apply)

Answered: 28 Skipped: 0

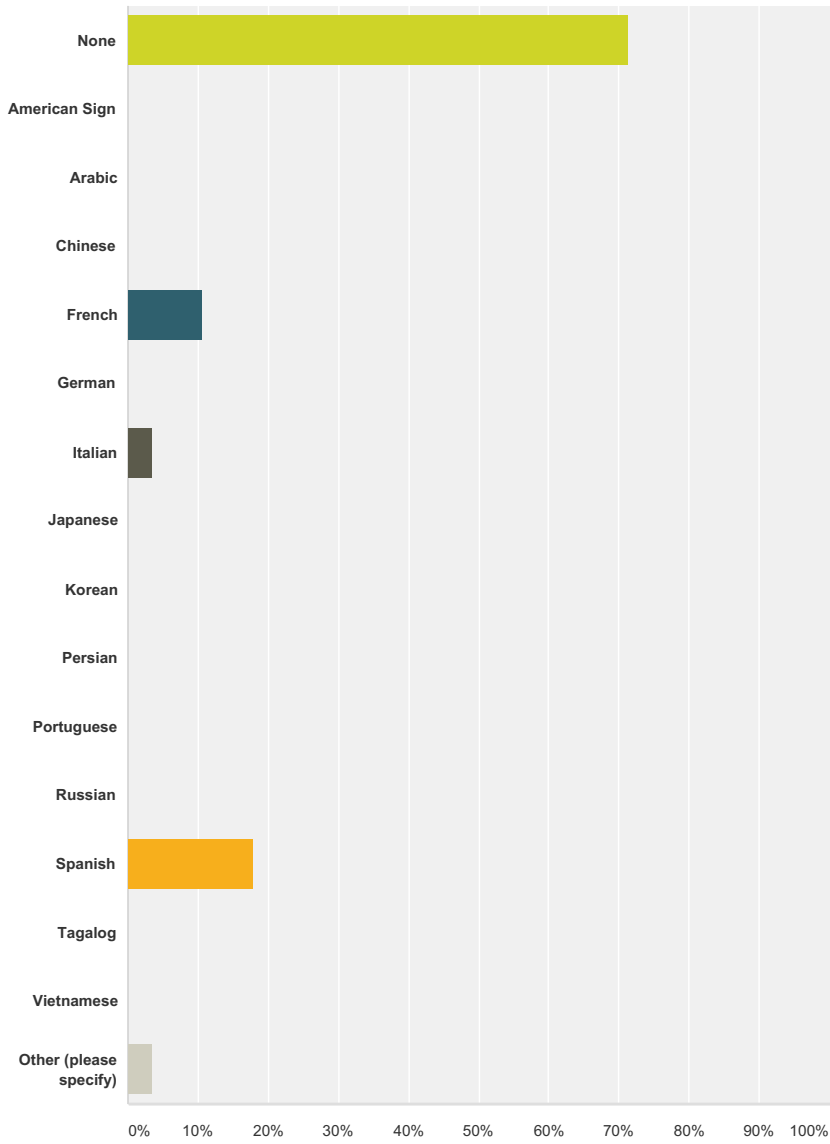


Answer Choices	Responses
White, Non-Hispanic	85.71% 24
Black or African-American	3.57% 1
Latino or Hispanic	10.71% 3
American Indian or Alaskan Native	3.57% 1
Asian	3.57% 1
Native Hawaiian/Pacific Islander	0.00% 0
Prefer not to answer	0.00% 0
Other (please specify)	3.57% 1
Total Respondents: 28	

#	Other (please specify)	Date
1	Latino and scandanavian	1/21/2015 10:11 AM

Q4 What language(s) do you speak in addition to English? (Check all that apply)

Answered: 28 Skipped: 0



Answer Choices	Responses
None	71.43% 20
American Sign	0.00% 0
Arabic	0.00% 0
Chinese	0.00% 0
French	10.71% 3
German	0.00% 0
Italian	3.57% 1
Japanese	0.00% 0
Korean	0.00% 0
Persian	0.00% 0

Demographic Survey - Clinical

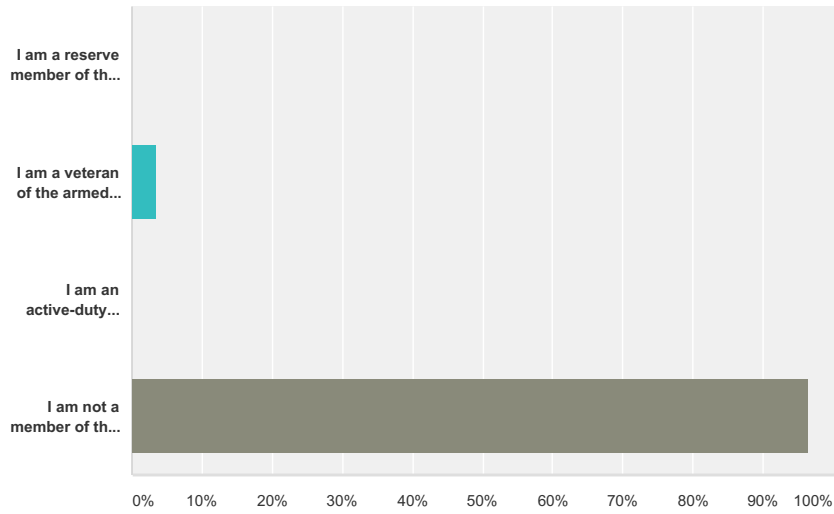
Portuguese	0.00%	0
Russian	0.00%	0
Spanish	17.86%	5
Tagalog	0.00%	0
Vietnamese	0.00%	0
Other (please specify)	3.57%	1
Total Respondents: 28		

#	Other (please specify)	Date
1	Gujarati	1/16/2015 3:19 AM

Demographic Survey - Clinical

Q5 Are you a member of the armed service?

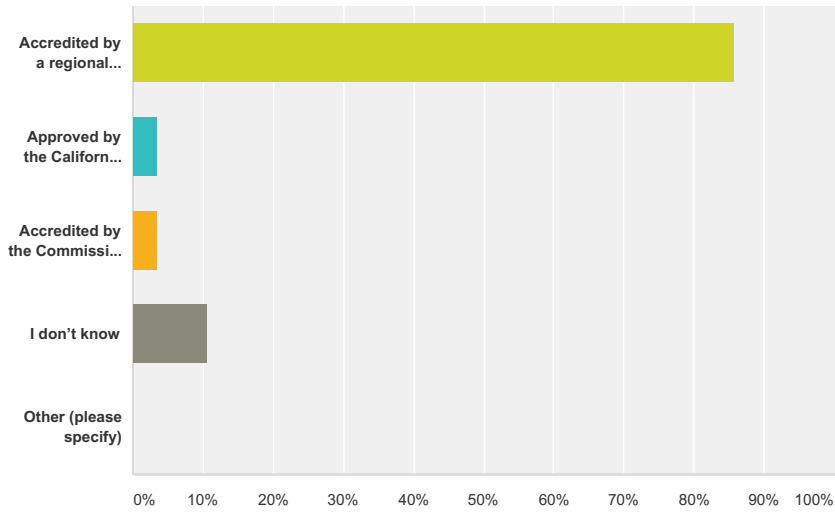
Answered: 28 Skipped: 0



Answer Choices	Responses
I am a reserve member of the armed service	0.00% 0
I am a veteran of the armed service	3.57% 1
I am an active-duty member of the armed service	0.00% 0
I am not a member of the armed service	96.43% 27
Total	28

Q6 Did you graduate from an accredited or state approved school?

Answered: 28 Skipped: 0



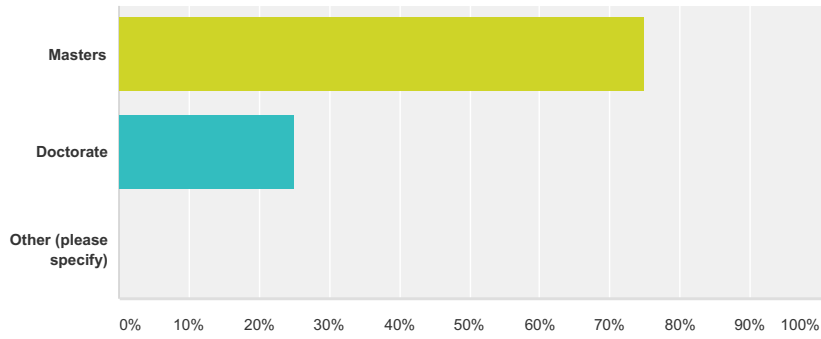
Answer Choices	Responses	
Accredited by a regional accrediting body (e.g., Western Association of Schools and Colleges)	85.71%	24
Approved by the California Bureau of Private, Postsecondary and Vocational Education or its equivalent	3.57%	1
Accredited by the Commission on Accreditation for Marriage and Family Therapy Education (COAMFTE)	3.57%	1
I don't know	10.71%	3
Other (please specify)	0.00%	0
Total Respondents: 28		

#	Other (please specify)	Date
	There are no responses.	

Demographic Survey - Clinical

Q7 What is the highest relevant degree you have earned related to psychotherapy?

Answered: 28 Skipped: 0



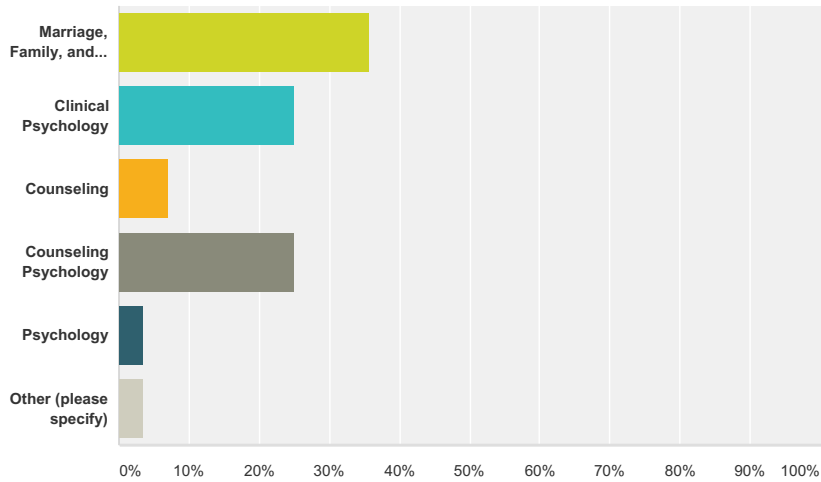
Answer Choices	Responses
Masters	75.00% 21
Doctorate	25.00% 7
Other (please specify)	0.00% 0
Total	28

#	Other (please specify)	Date
	There are no responses.	

Demographic Survey - Clinical

Q8 What is the subject area of your highest relevant degree related to psychotherapy?

Answered: 28 Skipped: 0

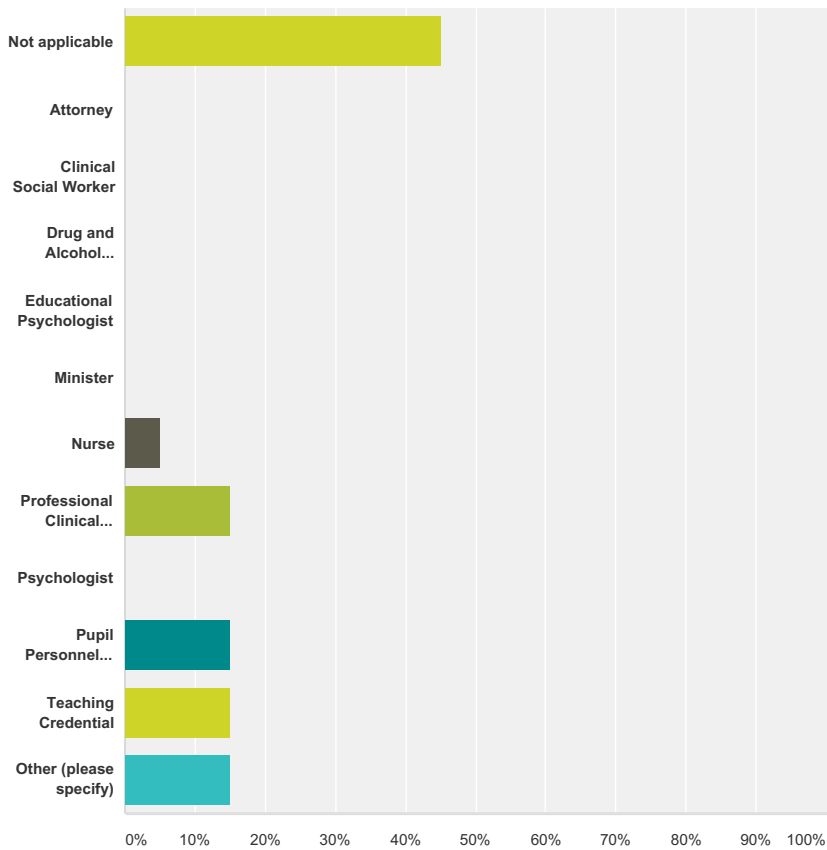


Answer Choices	Responses
Marriage, Family, and Child Counseling/Marital and Family Therapy	35.71% 10
Clinical Psychology	25.00% 7
Counseling	7.14% 2
Counseling Psychology	25.00% 7
Psychology	3.57% 1
Other (please specify)	3.57% 1
Total	28

#	Other (please specify)	Date
1	Human Sexuality	2/4/2015 9:00 AM

Q9 Which additional California credentials/licenses do you hold? (Check all that apply)

Answered: 20 Skipped: 8

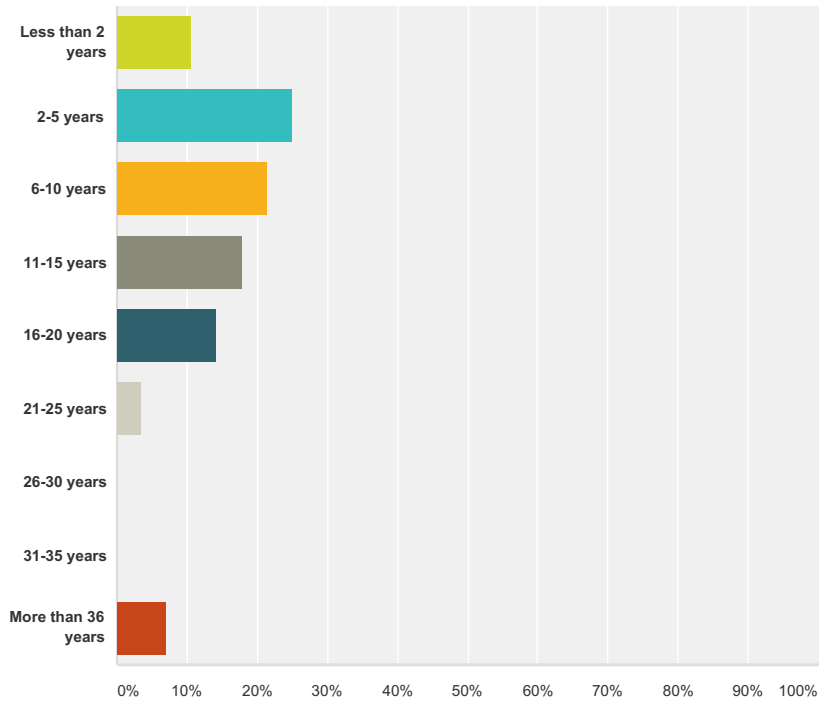


Answer Choices	Responses
Not applicable	45.00% 9
Attorney	0.00% 0
Clinical Social Worker	0.00% 0
Drug and Alcohol Counselor	0.00% 0
Educational Psychologist	0.00% 0
Minister	0.00% 0
Nurse	5.00% 1
Professional Clinical Counselor	15.00% 3
Psychologist	0.00% 0
Pupil Personnel Services	15.00% 3
Teaching Credential	15.00% 3
Other (please specify)	15.00% 3
Total Respondents: 20	

#	Other (please specify)	Date
1	Forensics; clinical Hypnotherapy	1/21/2015 10:13 AM
2	Crisis Intervention Specialist	1/16/2015 9:45 AM
3	Certified Addictions Treatment Counselor	1/16/2015 7:59 AM

Q10 How many years have you been licensed as an MFT?

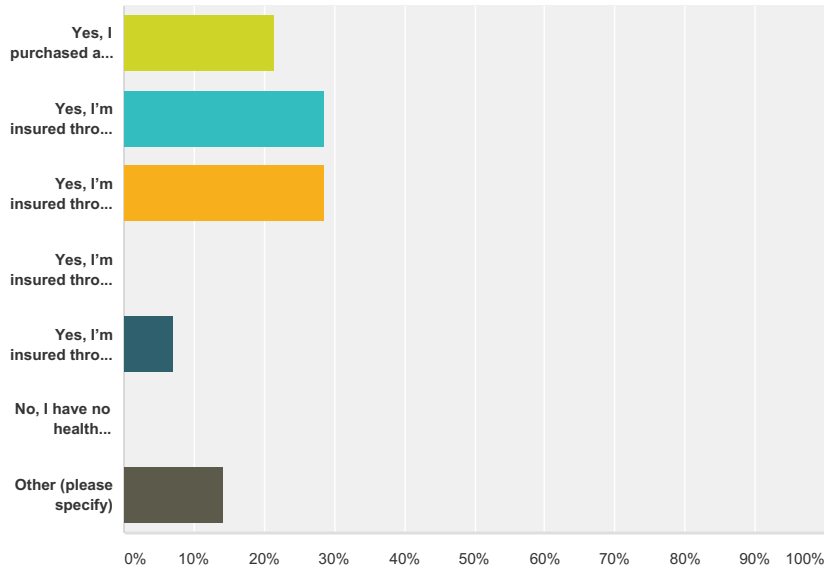
Answered: 28 Skipped: 0



Answer Choices	Responses	Count
Less than 2 years	10.71%	3
2-5 years	25.00%	7
6-10 years	21.43%	6
11-15 years	17.86%	5
16-20 years	14.29%	4
21-25 years	3.57%	1
26-30 years	0.00%	0
31-35 years	0.00%	0
More than 36 years	7.14%	2
Total		28

Q11 Do you have health insurance for your personal medical care?

Answered: 28 Skipped: 0

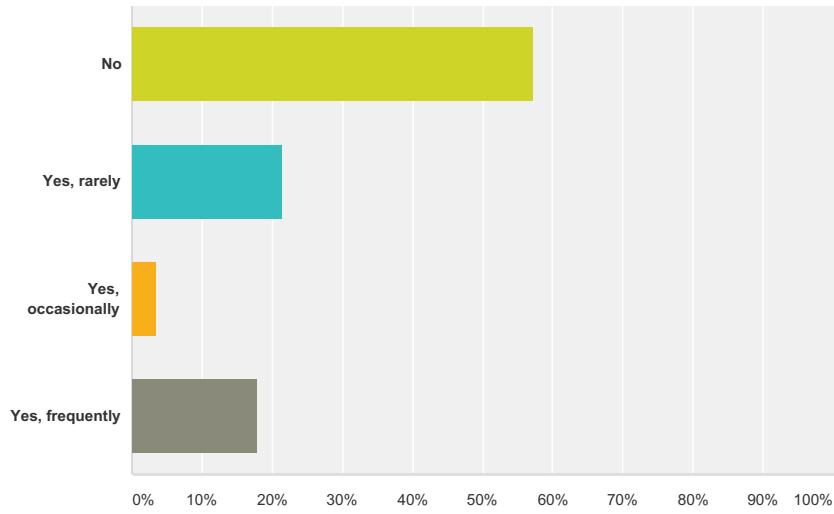


Answer Choices	Responses
Yes, I purchased a private plan	21.43% 6
Yes, I'm insured through my employer	28.57% 8
Yes, I'm insured through my spouse/partner	28.57% 8
Yes, I'm insured through CAMFT's guaranteed issue health plan	0.00% 0
Yes, I'm insured through Covered California	7.14% 2
No, I have no health insurance	0.00% 0
Other (please specify)	14.29% 4
Total	28

#	Other (please specify)	Date
1	Medicare plus supplement	1/21/2015 10:15 AM
2	Medicare	1/16/2015 10:24 AM
3	Retired Federal Employee Health Insurance	1/16/2015 9:48 AM
4	Medicare	1/15/2015 4:35 PM

Q12 Within the last two years, have you received personal psychotherapy?

Answered: 28 Skipped: 0

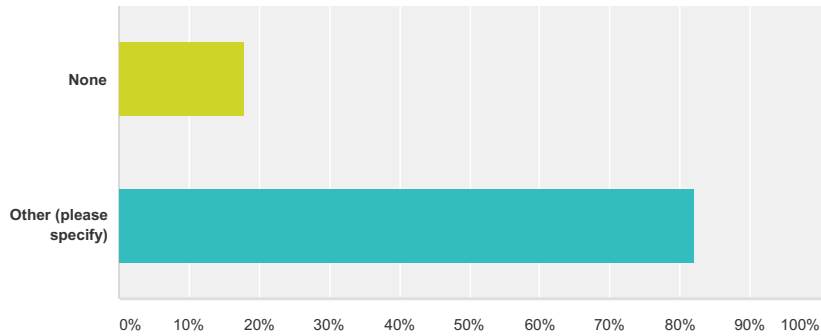


Answer Choices	Responses	
No	57.14%	16
Yes, rarely	21.43%	6
Yes, occasionally	3.57%	1
Yes, frequently	17.86%	5
Total		28

Demographic Survey - Clinical

Q13 What was your career before becoming an LMFT?

Answered: 28 Skipped: 0

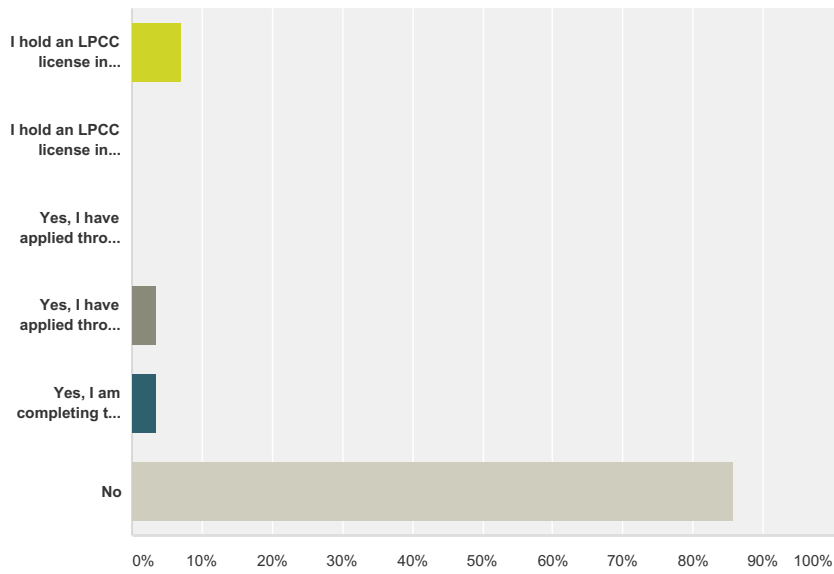


Answer Choices	Responses
None	17.86% 5
Other (please specify)	82.14% 23
Total	28

#	Other (please specify)	Date
1	Corporate Purchasing	2/6/2015 4:28 PM
2	Construction	2/4/2015 11:41 AM
3	Health care administrator	2/4/2015 11:34 AM
4	teacher	2/4/2015 9:42 AM
5	construction contractor	2/4/2015 9:01 AM
6	Hypnotherapist, banker, interpenour	1/25/2015 6:20 PM
7	Registered Nurse	1/25/2015 5:04 PM
8	College prof.	1/21/2015 10:15 AM
9	educator	1/19/2015 11:34 AM
10	Massage therapist	1/18/2015 4:13 PM
11	Teacher	1/16/2015 11:01 AM
12	Federal Law Enforcement	1/16/2015 9:48 AM
13	Audio Visual Producer	1/16/2015 9:35 AM
14	Insurance Agent	1/16/2015 8:01 AM
15	Law enforcement	1/16/2015 4:57 AM
16	Actress and International Banker	1/15/2015 6:06 PM
17	Broadcast Journalist	1/15/2015 5:28 PM
18	IT, financial services, marketing	1/15/2015 4:35 PM
19	Office Manager	1/15/2015 4:22 PM
20	Finance and Accounting, previous teaching	1/15/2015 4:17 PM
21	artist	1/15/2015 3:57 PM
22	School Counselor	1/15/2015 3:20 PM
23	Corporate Human Resource Professional	1/15/2015 3:18 PM

Q14 Do you plan to apply for, or are you in the process of obtaining, LPCC licensure in California?

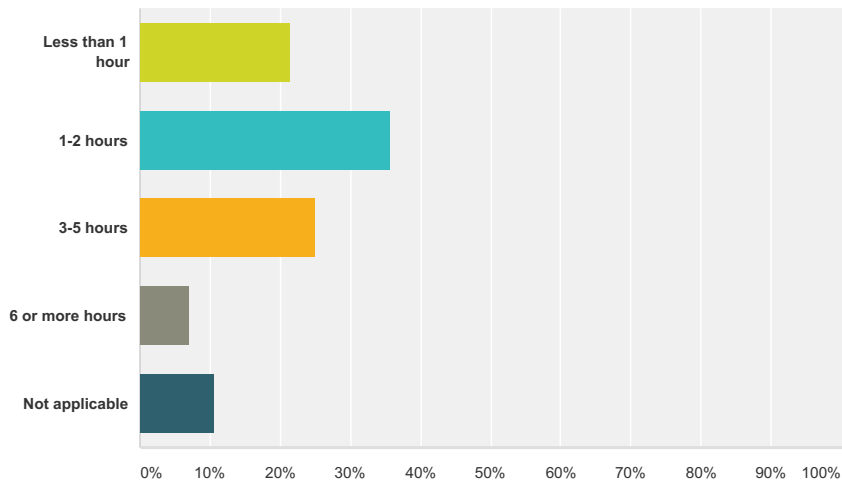
Answered: 28 Skipped: 0



Answer Choices	Responses
I hold an LPCC license in California obtained through the "grandparenting" process	7.14% 2
I hold an LPCC license in California obtained through the "traditional" path	0.00% 0
Yes, I have applied through the "grandparenting" process and am currently completing my deficiencies	0.00% 0
Yes, I have applied through the "grandparenting" process, but am no longer pursuing the LPCC licensure	3.57% 1
Yes, I am completing the "traditional" path toward the LPCC licensure	3.57% 1
No	85.71% 24
Total	28

Q15 On average, how many hours per week do you devoted to volunteer or pro-bono therapy?

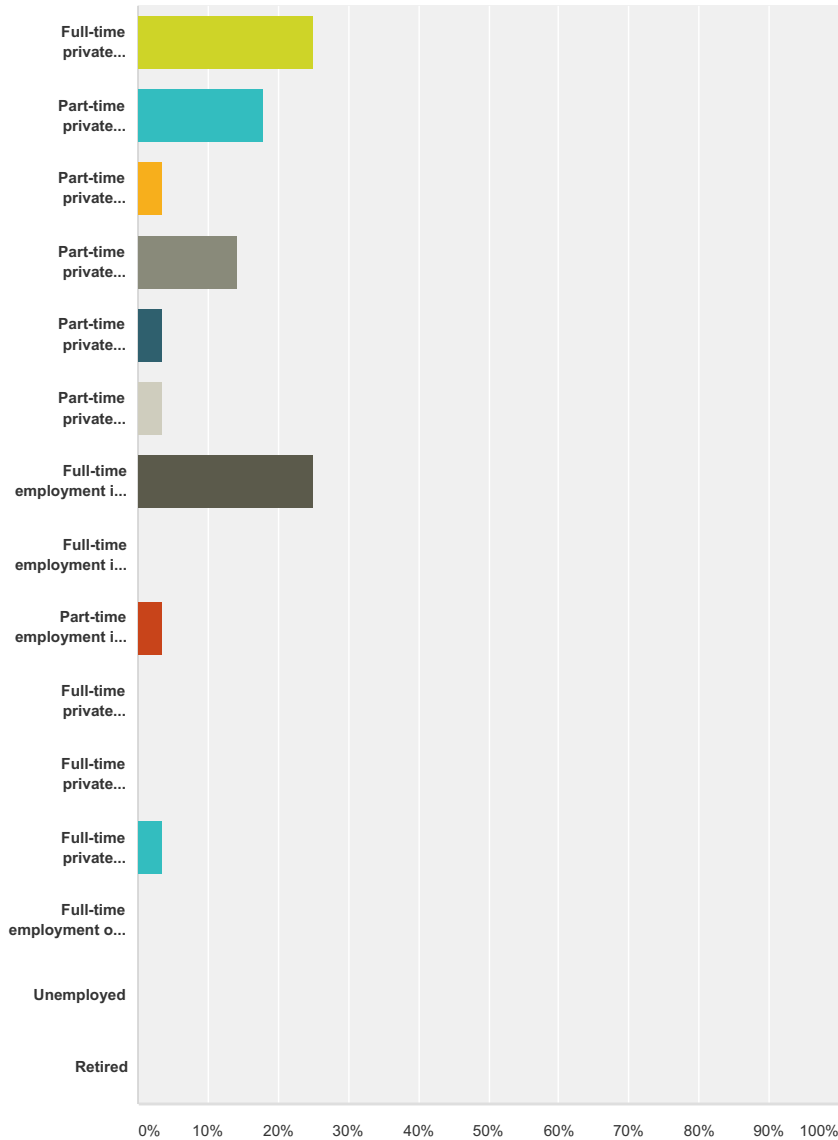
Answered: 28 Skipped: 0



Answer Choices	Responses
Less than 1 hour	21.43% 6
1-2 hours	35.71% 10
3-5 hours	25.00% 7
6 or more hours	7.14% 2
Not applicable	10.71% 3
Total	28

Q16 Which of the following best describes your status? (Note: Full-time is 20 or more hours a week and part-time is fewer than 20 hours a week)

Answered: 28 Skipped: 0



Answer Choices	Responses
Full-time private practice (20 or more hours per week) only	25.00% 7
Part-time private practice (fewer than 20 hours per week) only	17.86% 5
Part-time private practice and full-time employment in a clinical position	3.57% 1
Part-time private practice and part-time employment in a clinical position	14.29% 4
Part-time private practice and full-time employment in a non-clinical position	3.57% 1
Part-time private practice and part-time employment in a non-clinical position	3.57% 1
Full-time employment in a clinical position (not private practice) only	25.00% 7
Full-time employment in a clinical position (not private practice) and part-time in a non-clinical position	0.00% 0
Part-time employment in a clinical position (not private practice) and part-time employment in a non-clinical position	3.57% 1

Demographic Survey - Clinical

Full-time private practice and full-time employment in a clinical position	0.00%	0
Full-time private practice and part-time employment in a clinical position	0.00%	0
Full-time private practice and full-time employment in a non-clinical position	3.57%	1
Full-time employment or in business doing non-clinical work	0.00%	0
Unemployed	0.00%	0
Retired	0.00%	0
Total		28

Demographic Survey - Clinical

Q17 What is your average annual income (before taxes)?

Answered: 0 Skipped: 28

! No matching responses.

Answer Choices	Responses
Less than \$20,000 per year	0.00% 0
\$20,000-\$34,999 per year	0.00% 0
\$35,000-\$44,999 per year	0.00% 0
\$45,000-\$54,999 per year	0.00% 0
\$55,000-\$64,999 per year	0.00% 0
\$65,000-\$79,999 per year	0.00% 0
\$80,000-\$99,999 per year	0.00% 0
\$100,000-\$125,999 per year	0.00% 0
\$126,000-\$149,999 per year	0.00% 0
\$150,000-\$174,999 per year	0.00% 0
\$175,000-\$199,999 per year	0.00% 0
More than \$200,000 per year	0.00% 0
Not applicable	0.00% 0
Total	0

Demographic Survey - Clinical

Q18 Do you work in any of the following setting? (Check all that apply)

Answered: 0 Skipped: 28

! No matching responses.

Answer Choices	Responses	
College or University	0.00%	0
Hospital/Licensed health facility	0.00%	0
Managed care company including HMO, PPO, EAP, etc.	0.00%	0
Group practice/professional corporation	0.00%	0
Non-profit or charitable corporation	0.00%	0
Outpatient clinic	0.00%	0
Residential treatment facility	0.00%	0
School (K-12)	0.00%	0
California Department of Social Services	0.00%	0
California Public Health Service	0.00%	0
California State Department of Corrections and Rehabilitation	0.00%	0
California State Psychiatric Hospital	0.00%	0
California Youth Authority	0.00%	0
Child Protective Services or its equivalent	0.00%	0
Correctional Treatment Facility	0.00%	0
County Mental Health	0.00%	0
County Probation	0.00%	0
County Psychiatric Facility	0.00%	0
Department of Defense	0.00%	0
EAP	0.00%	0
Educational Institution	0.00%	0
Family Court Services	0.00%	0
U.S. Department of Health Services	0.00%	0
U.S. Department of Veterans Affairs	0.00%	0
Other (please specify)	0.00%	0
Total Respondents: 0		

#	Other (please specify)	Date
	There are no responses.	

Demographic Survey - Clinical

Q19 Do you work in any of the following settings? (Check all that apply)

Answered: 0 Skipped: 28

! No matching responses.

Answer Choices	Responses	
California Department of Social Services	0.00%	0
California Public Health Service	0.00%	0
California State Department of Corrections and Rehabilitation	0.00%	0
California State Psychiatric Hospital	0.00%	0
California Youth Authority	0.00%	0
Child Protective Services or its equivalent	0.00%	0
Correctional Treatment Facility	0.00%	0
County Mental Health	0.00%	0
County Probation	0.00%	0
County Psychiatric Facility	0.00%	0
Department of Defense	0.00%	0
EAP	0.00%	0
Educational Institution	0.00%	0
Family Court Services	0.00%	0
U.S. Department of Health Services	0.00%	0
U.S. Department of Veterans Affairs	0.00%	0
Not applicable	0.00%	0
Other (please specify)	0.00%	0
Total Respondents: 0		

#	Other (please specify)	Date
	There are no responses.	

Demographic Survey - Clinical

Q20 What are your duties? (Check all that apply)

Answered: 0 Skipped: 28

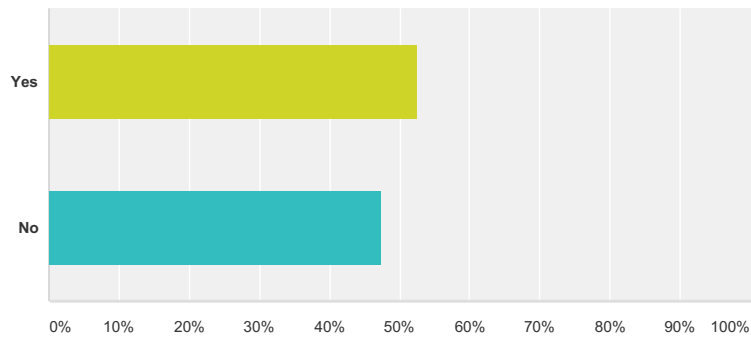
! No matching responses.

Answer Choices	Responses
Administration	0.00% 0
Adoptions	0.00% 0
Case management	0.00% 0
Child abuse investigations	0.00% 0
Child custody investigations	0.00% 0
Community prevention/education	0.00% 0
Education	0.00% 0
Intakes/referrals	0.00% 0
Mediation	0.00% 0
Social services	0.00% 0
Other (please specify)	0.00% 0
Total Respondents: 0	

#	Other (please specify)	Date
	There are no responses.	

Q21 Do you consider your private practice your primary career/occupation and source of income?

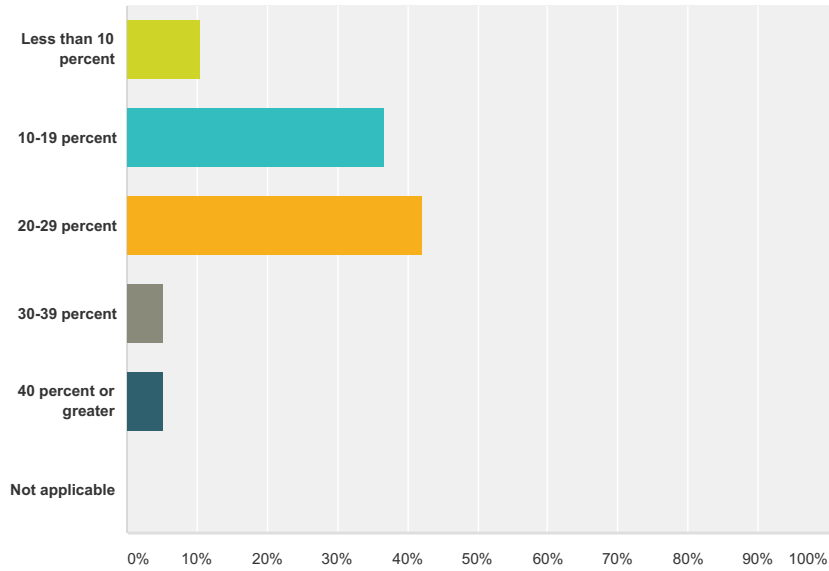
Answered: 19 Skipped: 9



Answer Choices	Responses	
Yes	52.63%	10
No	47.37%	9
Total		19

Q22 What percentage of your gross income goes to overhead?

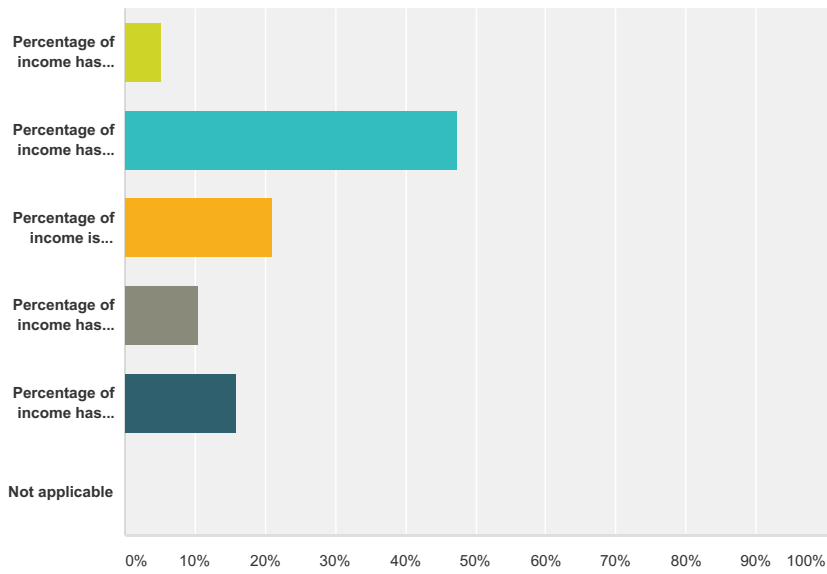
Answered: 19 Skipped: 9



Answer Choices	Responses
Less than 10 percent	10.53% 2
10-19 percent	36.84% 7
20-29 percent	42.11% 8
30-39 percent	5.26% 1
40 percent or greater	5.26% 1
Not applicable	0.00% 0
Total	19

Q23 Have you experienced any changes in your earnings from providing psychotherapy within the past two years?

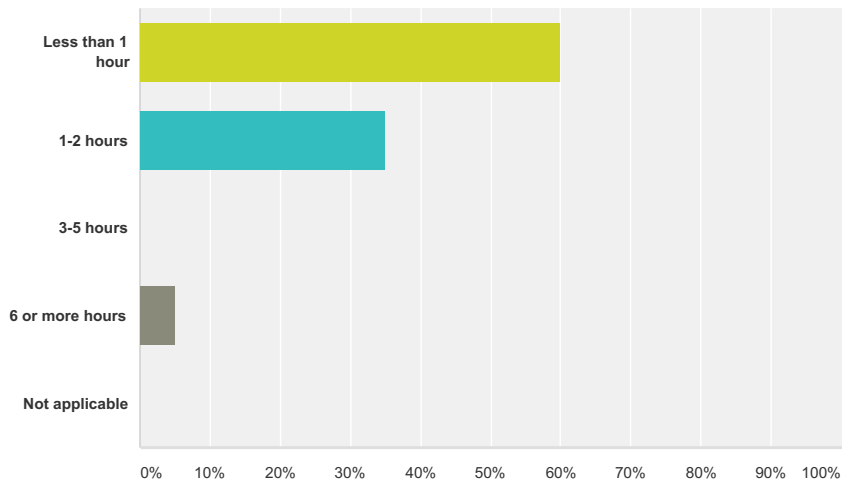
Answered: 19 Skipped: 9



Answer Choices	Responses
Percentage of income has increased significantly	5.26% 1
Percentage of income has increased somewhat	47.37% 9
Percentage of income is approximately the same	21.05% 4
Percentage of income has decreased somewhat	10.53% 2
Percentage of income has decreased significantly	15.79% 3
Not applicable	0.00% 0
Total	19

Q24 What is the average number of hours per week spent marketing/promoting services?

Answered: 20 Skipped: 8

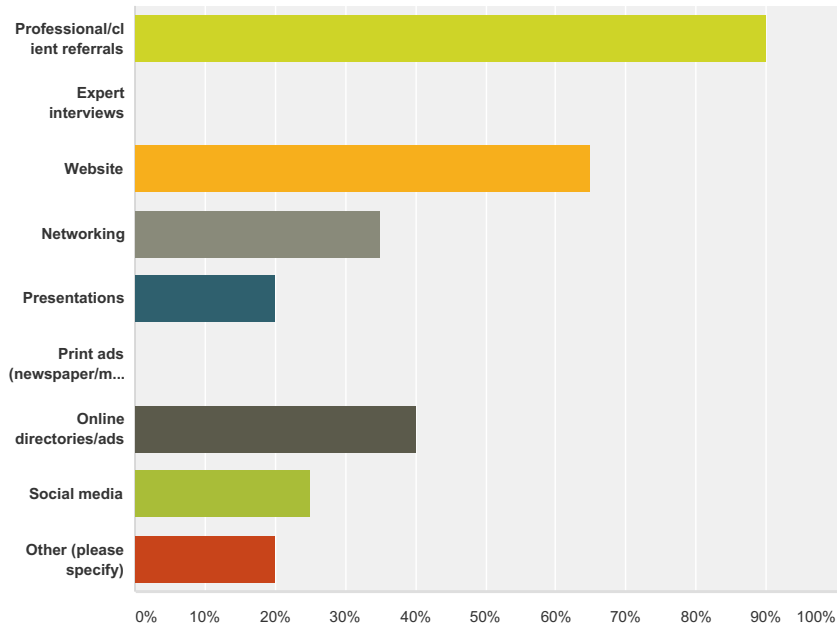


Answer Choices	Responses	Count
Less than 1 hour	60.00%	12
1-2 hours	35.00%	7
3-5 hours	0.00%	0
6 or more hours	5.00%	1
Not applicable	0.00%	0
Total		20

Demographic Survey - Clinical

Q25 How do you market/promote your services? (Check all that apply)

Answered: 20 Skipped: 8



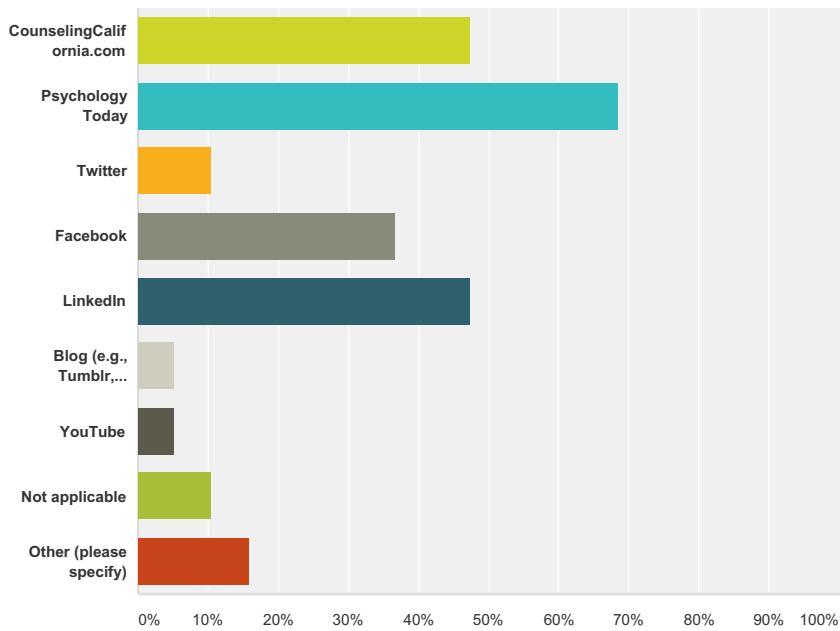
Answer Choices	Responses
Professional/client referrals	90.00% 18
Expert interviews	0.00% 0
Website	65.00% 13
Networking	35.00% 7
Presentations	20.00% 4
Print ads (newspaper/magazines/newsletters, etc.)	0.00% 0
Online directories/ads	40.00% 8
Social media	25.00% 5
Other (please specify)	20.00% 4
Total Respondents: 20	

#	Other (please specify)	Date
1	Church referrals	2/4/2015 11:44 AM
2	99 % of clients want to use insurance	1/21/2015 10:18 AM
3	insurance company referrals	1/16/2015 10:26 AM
4	Referral website	1/15/2015 4:37 PM

Demographic Survey - Clinical

Q26 Which online directories or social media outlets do you use to promote your services? (Check all that apply)

Answered: 19 Skipped: 9

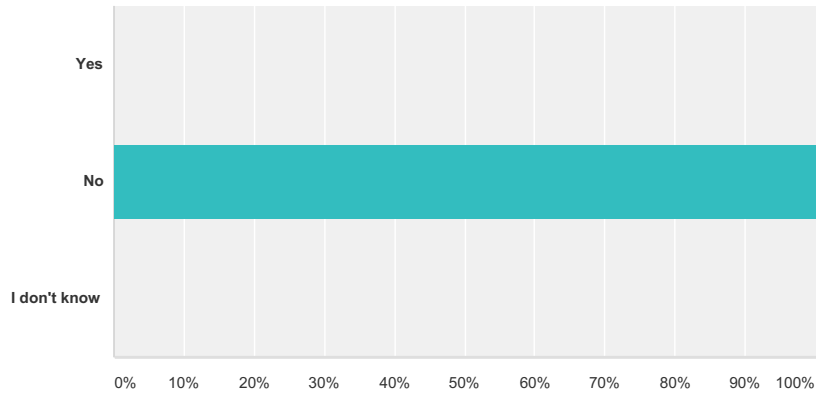


Answer Choices	Responses
CounselingCalifornia.com	47.37% 9
Psychology Today	68.42% 13
Twitter	10.53% 2
Facebook	36.84% 7
LinkedIn	47.37% 9
Blog (e.g., Tumblr, Wordpress, Blogger, etc.)	5.26% 1
YouTube	5.26% 1
Not applicable	10.53% 2
Other (please specify)	15.79% 3
Total Respondents: 19	

#	Other (please specify)	Date
1	Theravive	1/15/2015 4:37 PM
2	Mediation.com	1/15/2015 4:21 PM
3	TherapyNext	1/15/2015 3:18 PM

Q27 Has a client asked you to complete a W-9/1099 form?

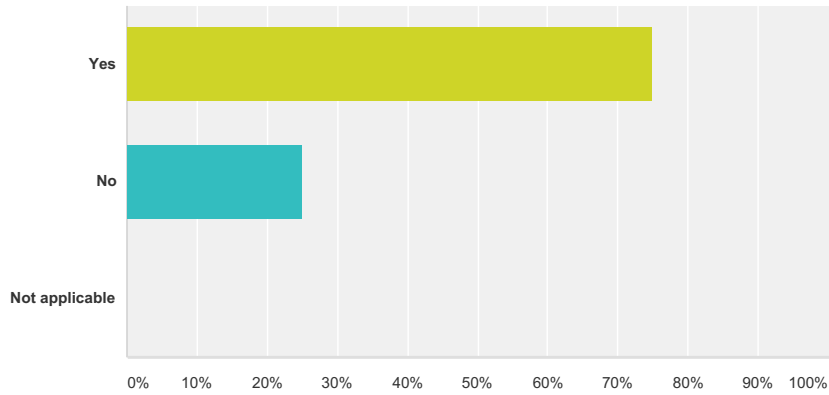
Answered: 20 Skipped: 8



Answer Choices	Responses	
Yes	0.00%	0
No	100.00%	20
I don't know	0.00%	0
Total		20

Q28 Do you accept credit card payments for your services?

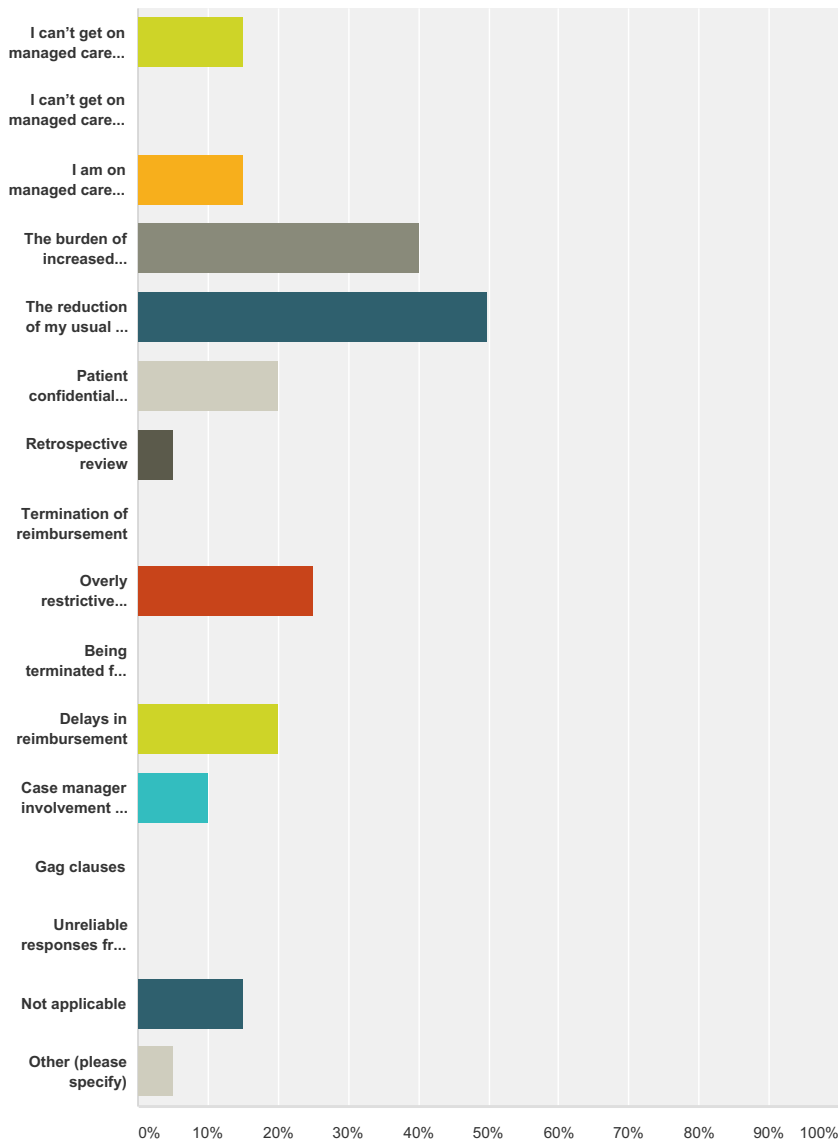
Answered: 20 Skipped: 8



Answer Choices	Responses	
Yes	75.00%	15
No	25.00%	5
Not applicable	0.00%	0
Total		20

**Q29 What are your greatest problems in dealing with managed care companies?
(select top three problems)**

Answered: 20 Skipped: 8



Answer Choices	Responses
I can't get on managed care panels because they are filled	15.00% 3
I can't get on managed care panels because they don't take LMFTs	0.00% 0
I am on managed care panels but receive no referrals	15.00% 3
The burden of increased paperwork	40.00% 8
The reduction of my usual and customary fee	50.00% 10
Patient confidentiality is compromised	20.00% 4
Retrospective review	5.00% 1
Termination of reimbursement	0.00% 0
Overly restrictive limitations on the amount of treatment authorized	25.00% 5
Being terminated from panels	0.00% 0

Demographic Survey - Clinical

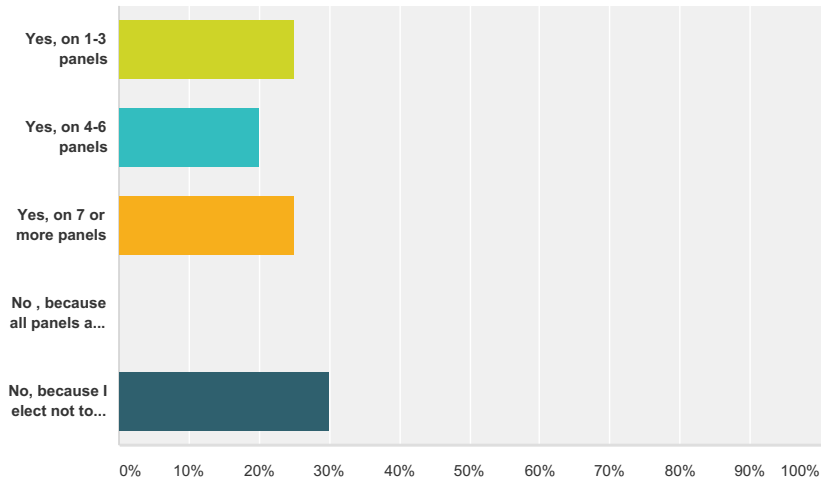
Delays in reimbursement	20.00%	4
Case manager involvement in treatment decisions	10.00%	2
Gag clauses	0.00%	0
Unreliable responses from case managers/revolving door of case managers	0.00%	0
Not applicable	15.00%	3
Other (please specify)	5.00%	1
Total Respondents: 20		

#	Other (please specify)	Date
1	One company arbitrarily reduces payments for an Out-of-Network provider	1/15/2015 4:38 PM

Demographic Survey - Clinical

Q30 Are you a provider on PPO, HMO, EAP, or other managed care panels?

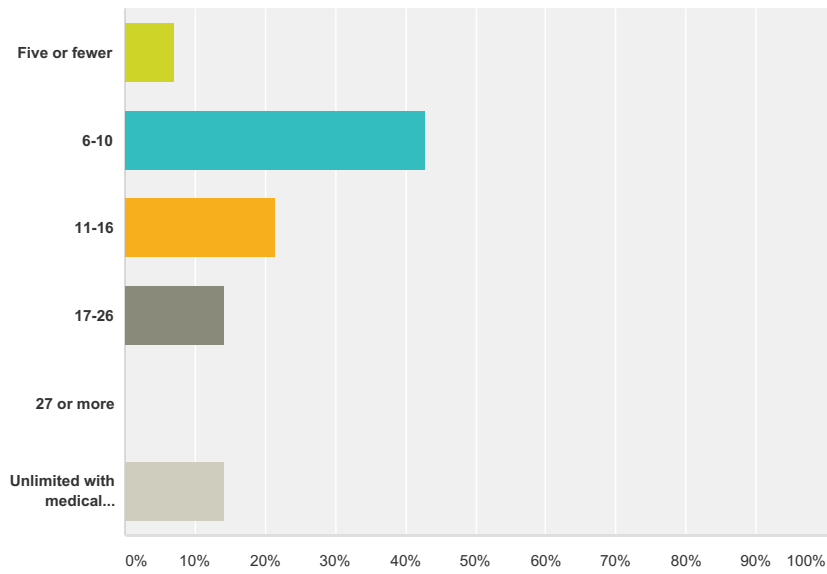
Answered: 20 Skipped: 8



Answer Choices	Responses	
Yes, on 1-3 panels	25.00%	5
Yes, on 4-6 panels	20.00%	4
Yes, on 7 or more panels	25.00%	5
No, because all panels are filled	0.00%	0
No, because I elect not to participate	30.00%	6
Total		20

Q31 What is the average number of treatment sessions managed care companies authorize?

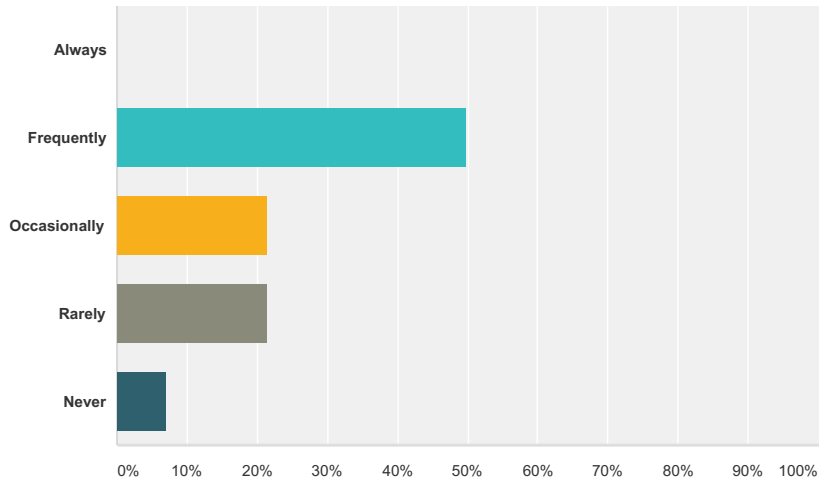
Answered: 14 Skipped: 14



Answer Choices	Responses
Five or fewer	7.14% 1
6-10	42.86% 6
11-16	21.43% 3
17-26	14.29% 2
27 or more	0.00% 0
Unlimited with medical necessity	14.29% 2
Total	14

Q32 In general, do you find the number authorized sufficient?

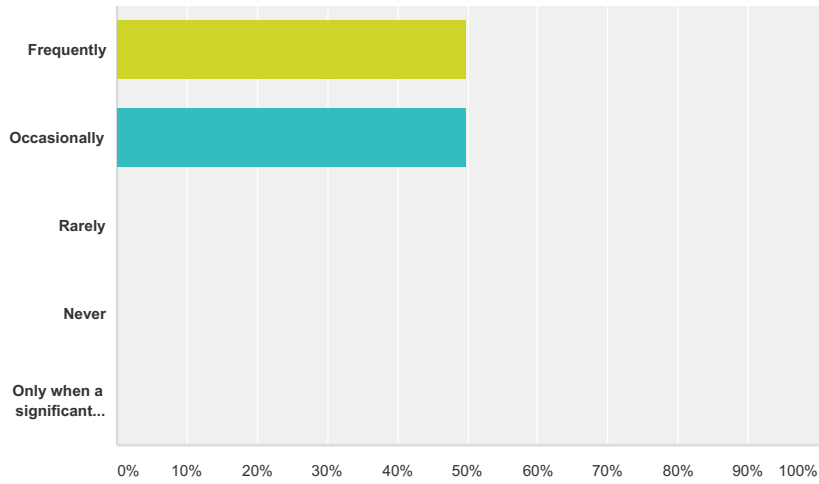
Answered: 14 Skipped: 14



Answer Choices	Responses
Always	0.00% 0
Frequently	50.00% 7
Occasionally	21.43% 3
Rarely	21.43% 3
Never	7.14% 1
Total	14

Q33 Do you advocate for continued treatment for your patients?

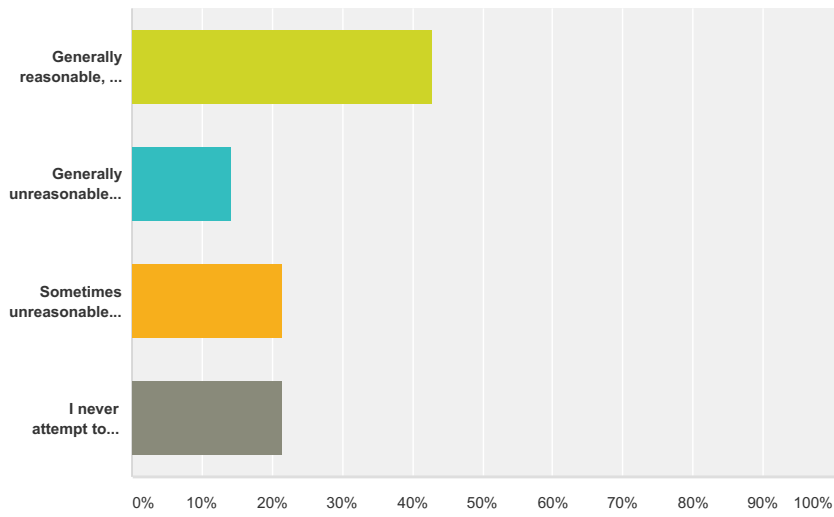
Answered: 14 Skipped: 14



Answer Choices	Responses
Frequently	50.00% 7
Occasionally	50.00% 7
Rarely	0.00% 0
Never	0.00% 0
Only when a significant argument can be made for medical necessity	0.00% 0
Total	14

Q34 Which of the following applies to the terms and conditions of managed care contracts?

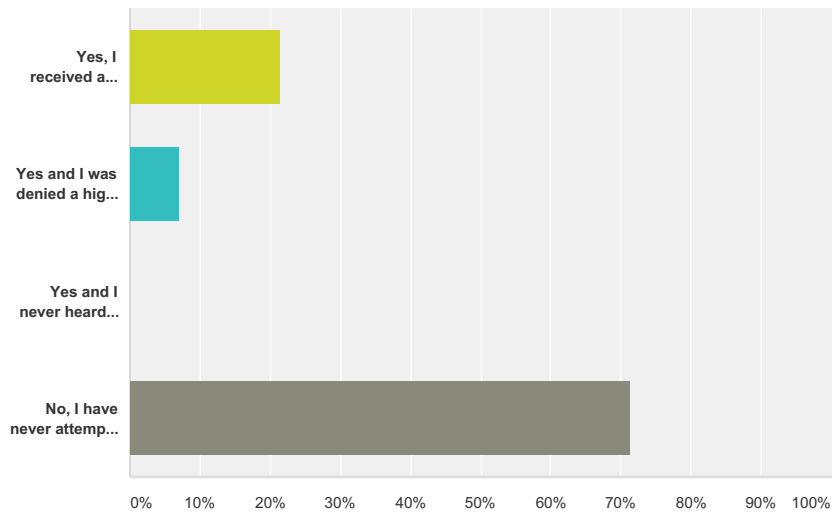
Answered: 14 Skipped: 14



Answer Choices	Responses
Generally reasonable, and I sign without significant negotiation	42.86% 6
Generally unreasonable and difficult to negotiate	14.29% 2
Sometimes unreasonable, but often negotiable	21.43% 3
I never attempt to negotiate the unreasonable contract	21.43% 3
Total	14

Q35 Have you ever negotiated with a managed care company for an increase in your reimbursement?

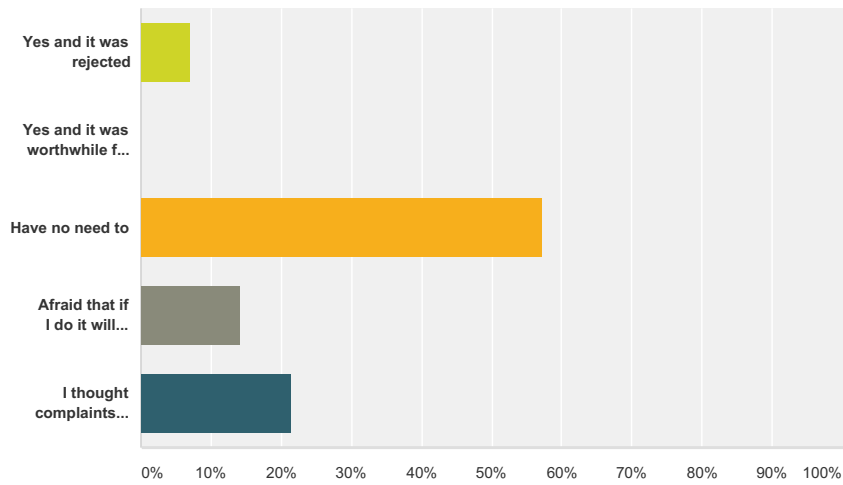
Answered: 14 Skipped: 14



Answer Choices	Responses
Yes, I received a higher reimbursement rate	21.43% 3
Yes and I was denied a higher reimbursement rate	7.14% 1
Yes and I never heard back from the insurance company	0.00% 0
No, I have never attempted to negotiate an increase in reimbursement	71.43% 10
Total	14

Q36 Have you filed a complaint with the Department of Managed Health Care against a managed care company?

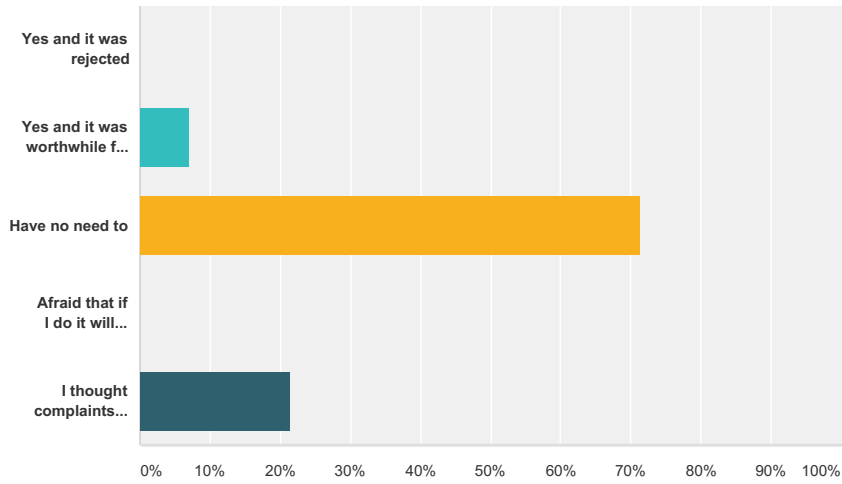
Answered: 14 Skipped: 14



Answer Choices	Responses
Yes and it was rejected	7.14% 1
Yes and it was worthwhile for the patient and me	0.00% 0
Have no need to	57.14% 8
Afraid that if I do it will negatively impact me	14.29% 2
I thought complaints could only be made by patients	21.43% 3
Total	14

Q37 Have you file a complaint with the Department of Insurance?

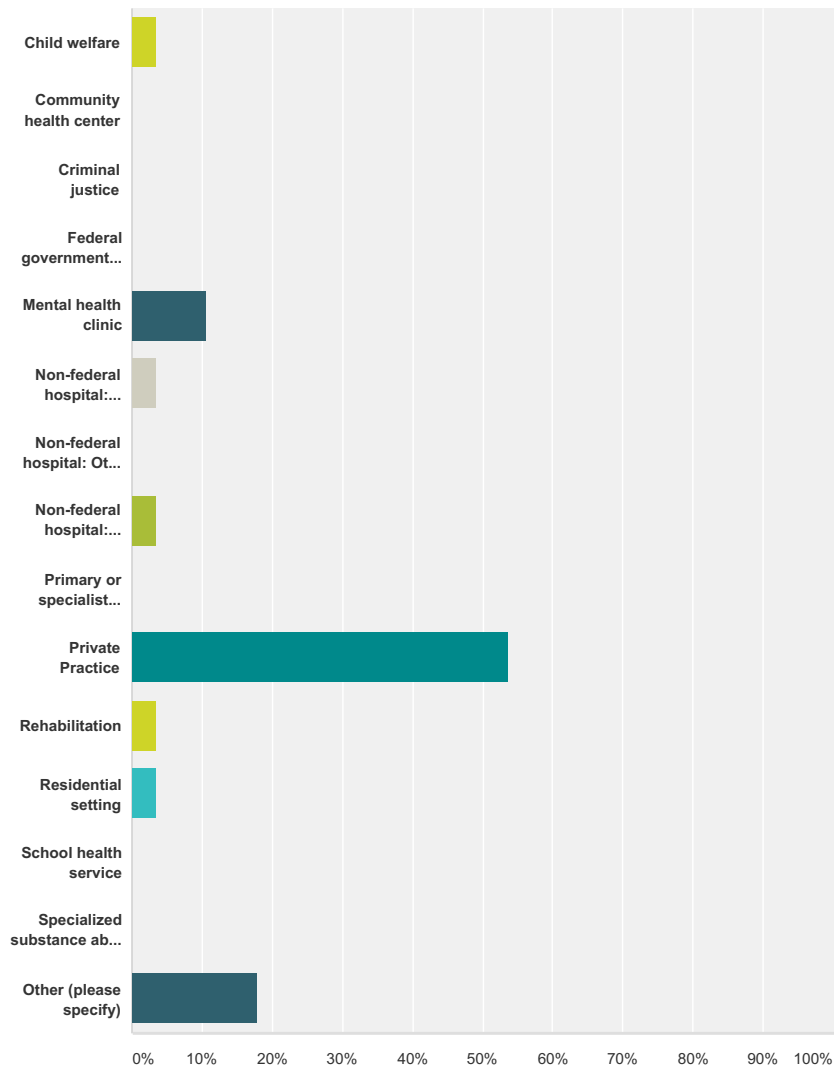
Answered: 14 Skipped: 14



Answer Choices	Responses
Yes and it was rejected	0.00% 0
Yes and it was worthwhile for patient and me	7.14% 1
Have no need to	71.43% 10
Afraid that if I do it will negatively impact me	0.00% 0
I thought complaints could only be made by patients	21.43% 3
Total	14

Q38 Which best describes the type of setting that most closely corresponds to your primary patient care practice location?

Answered: 28 Skipped: 0



Answer Choices	Responses
Child welfare	3.57% 1
Community health center	0.00% 0
Criminal justice	0.00% 0
Federal government hospital	0.00% 0
Mental health clinic	10.71% 3
Non-federal hospital: General Medicine	3.57% 1
Non-federal hospital: Other (e.g., nursing home unit)	0.00% 0
Non-federal hospital: Psychiatric	3.57% 1
Primary or specialist medical care	0.00% 0
Private Practice	53.57% 15
Rehabilitation	3.57% 1

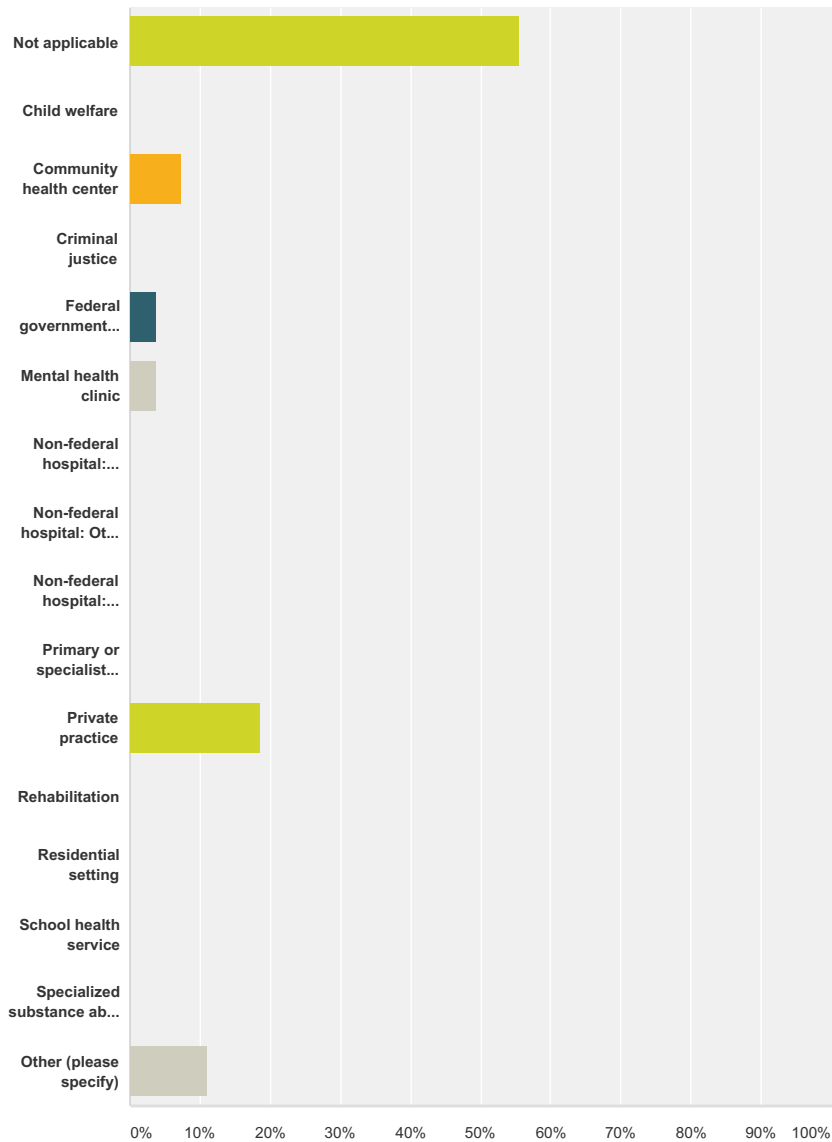
Demographic Survey - Clinical

Residential setting	3.57%	1
School health service	0.00%	0
Specialized substance abuse treatment facility	0.00%	0
Other (please specify)	17.86%	5
Total		28

#	Other (please specify)	Date
1	military installation	1/19/2015 11:36 AM
2	Responding to crisis situations	1/16/2015 9:51 AM
3	Social Service NonProfit Agency	1/16/2015 9:36 AM
4	Non-profit counseling & training center (covers all areas)	1/16/2015 5:06 AM
5	No-profit patient advocacy	1/15/2015 3:50 PM

Q39 If applicable, which best describes the type of setting that most closely corresponds to your secondary patient care practice location?

Answered: 27 Skipped: 1



Answer Choices	Responses	Count
Not applicable	55.56%	15
Child welfare	0.00%	0
Community health center	7.41%	2
Criminal justice	0.00%	0
Federal government hospital	3.70%	1
Mental health clinic	3.70%	1
Non-federal hospital: General Medicine	0.00%	0
Non-federal hospital: Other (e.g., nursing home unit)	0.00%	0
Non-federal hospital: Psychiatric	0.00%	0

Demographic Survey - Clinical

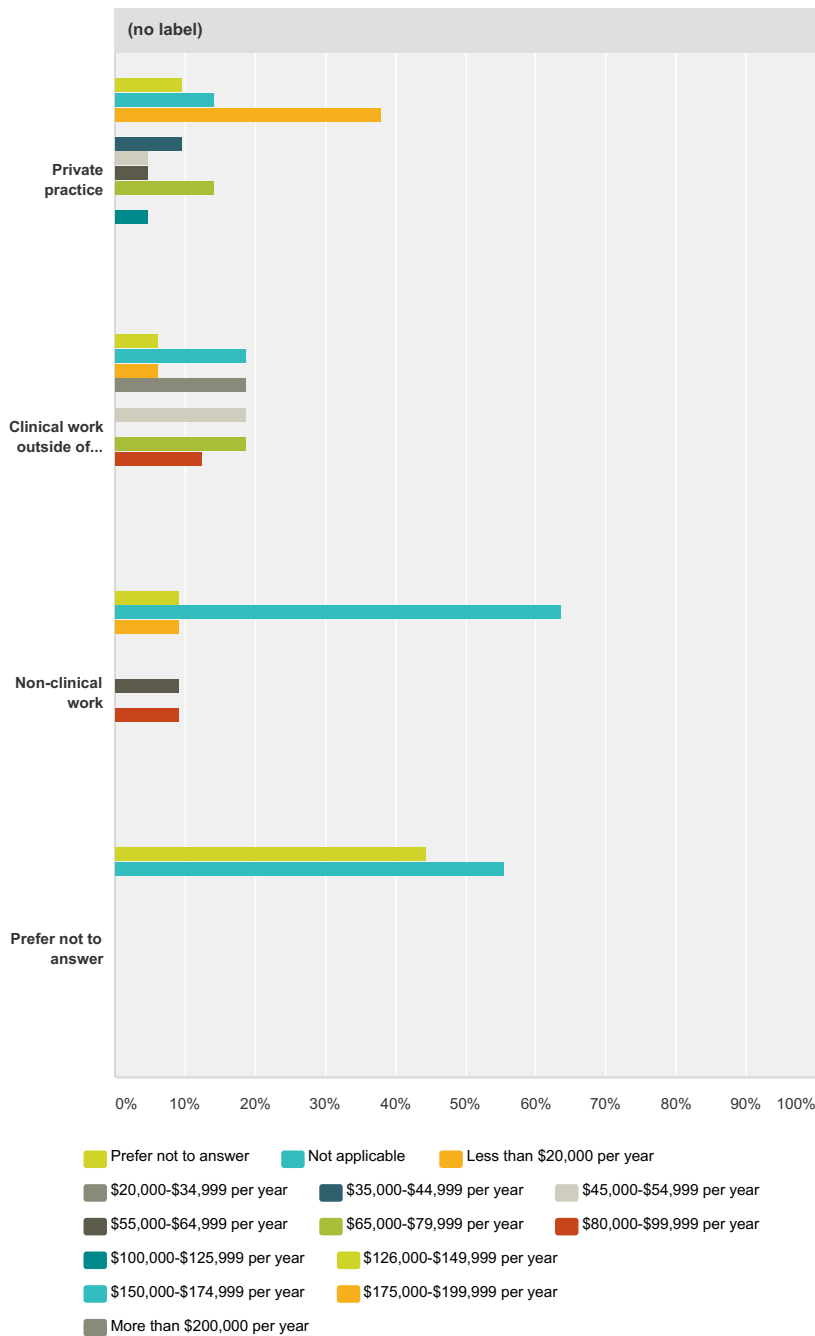
Primary or specialist medical care	0.00%	0
Private practice	18.52%	5
Rehabilitation	0.00%	0
Residential setting	0.00%	0
School health service	0.00%	0
Specialized substance abuse treatment facility	0.00%	0
Other (please specify)	11.11%	3
Total		27

#	Other (please specify)	Date
1	Non-profit counseling & training center (covers all areas)	1/16/2015 5:06 AM
2	Military Bases	1/15/2015 6:12 PM
3	Public School	1/15/2015 3:24 PM

Demographic Survey - Clinical

Q40 What is your average annual income (before taxes) from:(Note: please provide information for all that apply)

Answered: 27 Skipped: 1



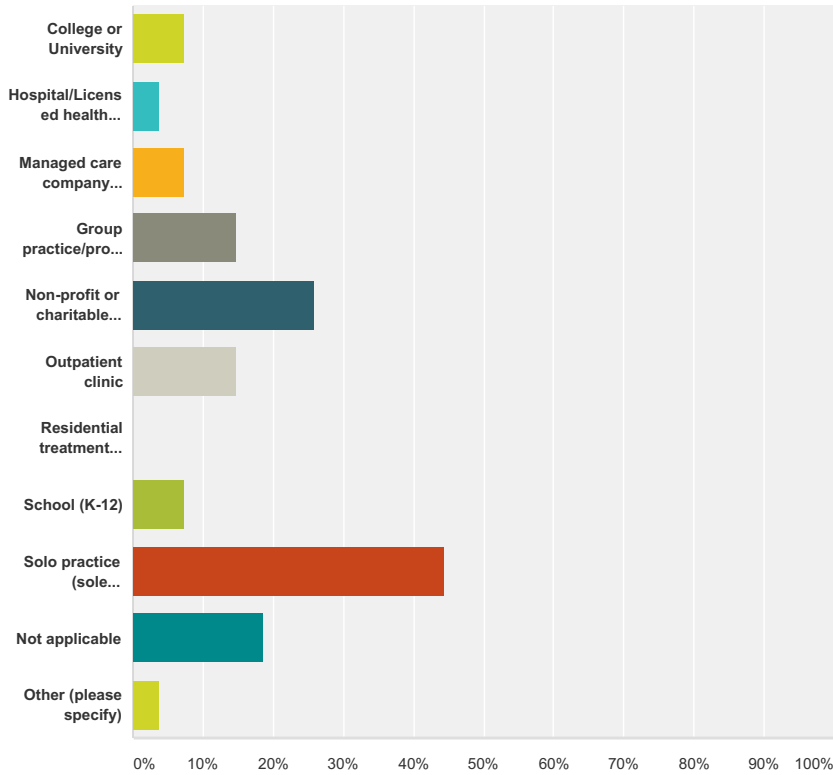
(no label)	Prefer not to answer	Not applicable	Less than \$20,000 per year	\$20,000-\$34,999 per year	\$35,000-\$44,999 per year	\$45,000-\$54,999 per year	\$55,000-\$64,999 per year	\$65,000-\$79,999 per year	\$80,000-\$99,999 per year	\$100,000-\$125,999 per year	\$126,000-\$149,999 per year	\$150,000-\$174,999 per year	\$175,000-\$199,999 per year	More than \$200,000 per year	Total
Private practice	9.52%	14.29%	38.10%	0.00%	9.52%	4.76%	4.76%	14.29%	0.00%	4.76%	0.00%	0.00%	0.00%	0.00%	21
	2	3	8	0	2	1	1	3	0	1	0	0	0	0	

Demographic Survey - Clinical

Clinical work outside of private practice	6.25% 1	18.75% 3	6.25% 1	18.75% 3	0.00% 0	18.75% 3	0.00% 0	18.75% 3	12.50% 2	0.00% 0	0.00% 0	0.00% 0	0.00% 0	0.00% 0	16
Non-clinical work	9.09% 1	63.64% 7	9.09% 1	0.00% 0	0.00% 0	0.00% 0	9.09% 1	0.00% 0	9.09% 1	0.00% 0	0.00% 0	0.00% 0	0.00% 0	0.00% 0	11
Prefer not to answer	44.44% 4	55.56% 5	0.00% 0	0.00% 0	0.00% 0	0.00% 0	0.00% 0	0.00% 0	0.00% 0	0.00% 0	0.00% 0	0.00% 0	0.00% 0	0.00% 0	9

Q41 Do you work in any of the following settings? (Check all that apply)

Answered: 27 Skipped: 1

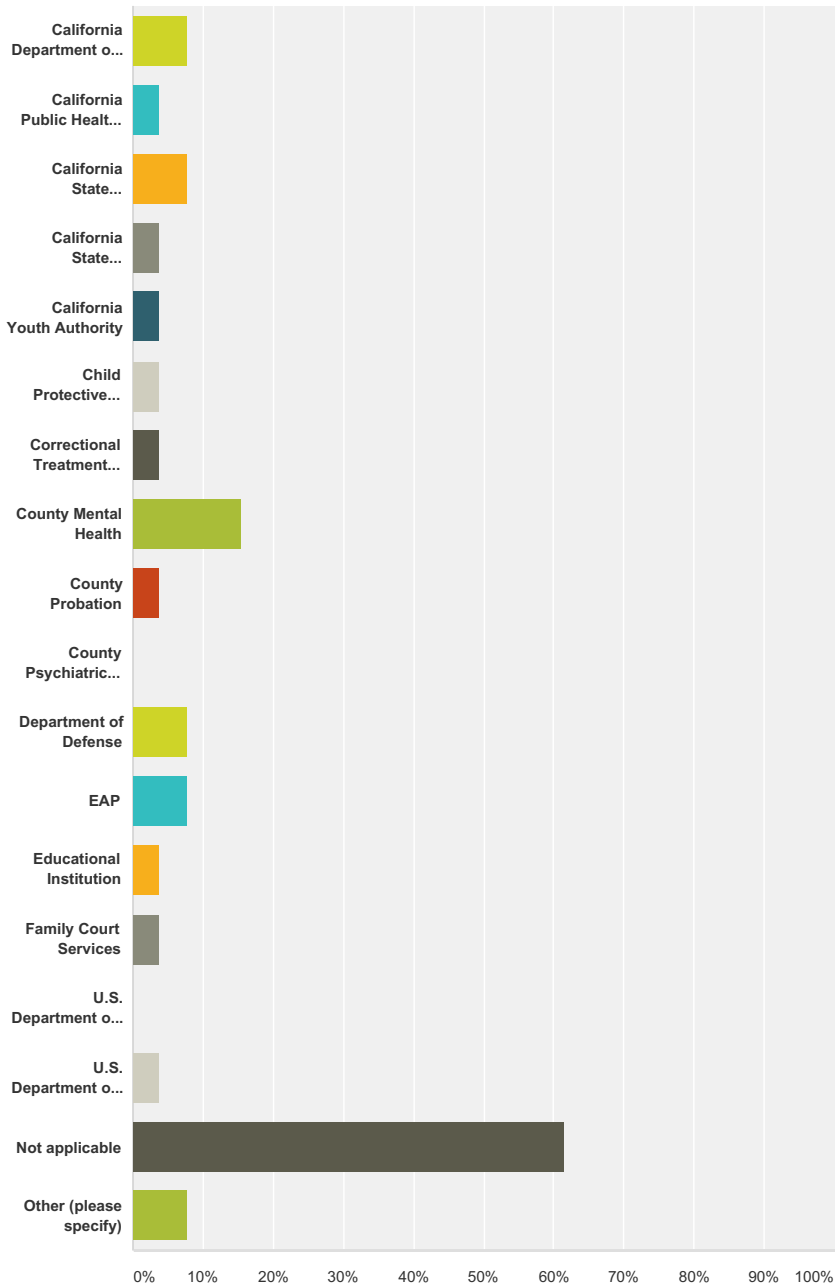


Answer Choices	Responses
College or University	7.41% 2
Hospital/Licensed health facility	3.70% 1
Managed care company including HMO, PPO, EAP, etc.	7.41% 2
Group practice/professional corporation	14.81% 4
Non-profit or charitable corporation	25.93% 7
Outpatient clinic	14.81% 4
Residential treatment facility	0.00% 0
School (K-12)	7.41% 2
Solo practice (sole proprietor or solo professional corporation)	44.44% 12
Not applicable	18.52% 5
Other (please specify)	3.70% 1
Total Respondents: 27	

#	Other (please specify)	Date
1	Military Bases	1/15/2015 6:14 PM

Q42 Do you work in any of the following settings? (Check all that apply)

Answered: 26 Skipped: 2



Answer Choices	Responses
California Department of Social Services	7.69% 2
California Public Health Service	3.85% 1
California State Department of Corrections and Rehabilitation	7.69% 2
California State Psychiatric Hospital	3.85% 1
California Youth Authority	3.85% 1
Child Protective Services or its equivalent	3.85% 1
Correctional Treatment Facility	3.85% 1

Demographic Survey - Clinical

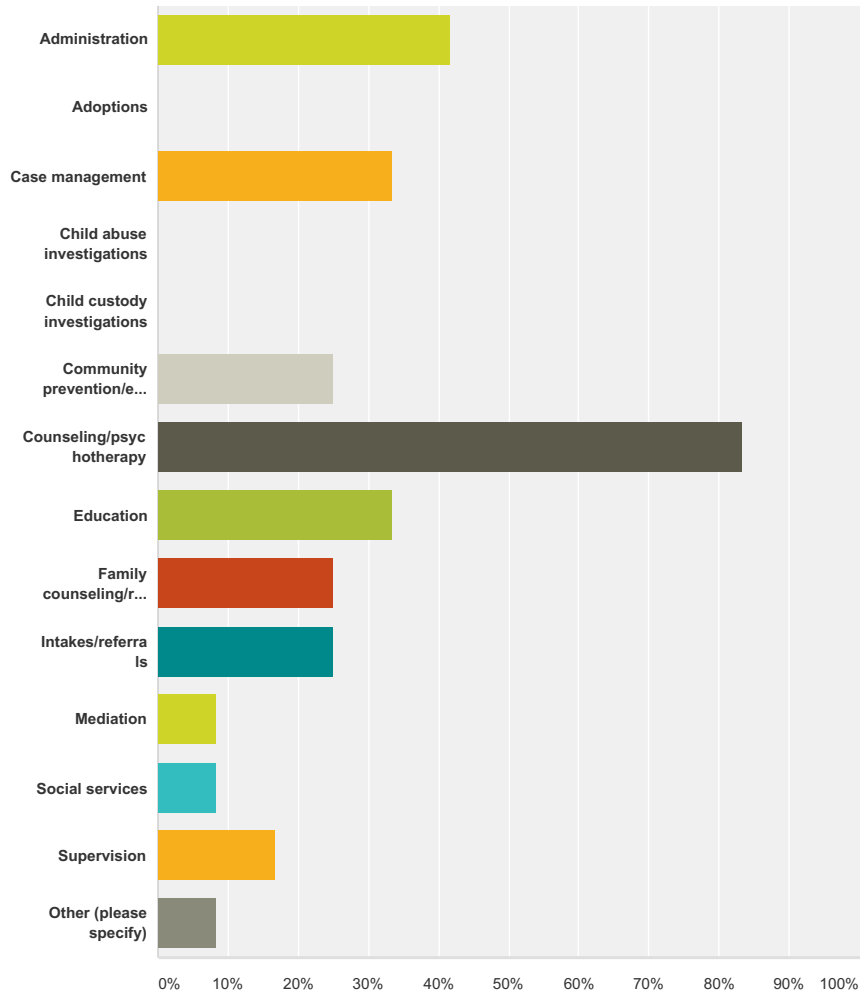
County Mental Health	15.38%	4
County Probation	3.85%	1
County Psychiatric Facility	0.00%	0
Department of Defense	7.69%	2
EAP	7.69%	2
Educational Institution	3.85%	1
Family Court Services	3.85%	1
U.S. Department of Health Services	0.00%	0
U.S. Department of Veterans Affairs	3.85%	1
Not applicable	61.54%	16
Other (please specify)	7.69%	2
Total Respondents: 26		

#	Other (please specify)	Date
1	Non Profit Social Service Agency	1/16/2015 9:38 AM
2	County contracted provider	1/15/2015 4:25 PM

Demographic Survey - Clinical

Q43 What are your duties? (Check all that apply)

Answered: 12 Skipped: 16



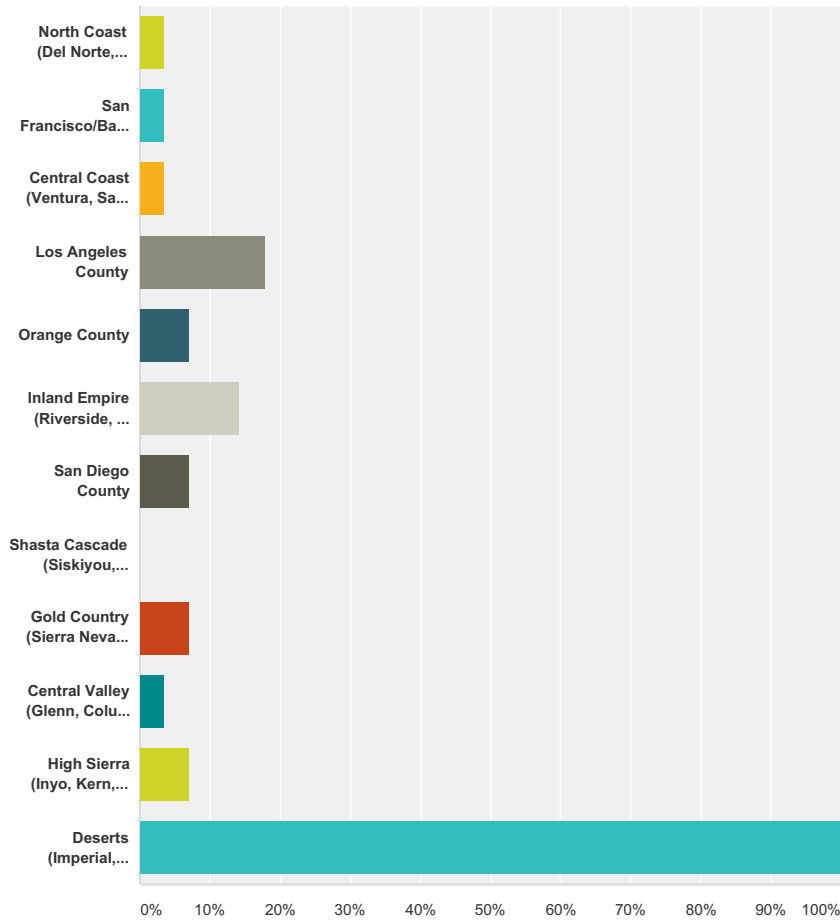
Answer Choices	Responses
Administration	41.67% 5
Adoptions	0.00% 0
Case management	33.33% 4
Child abuse investigations	0.00% 0
Child custody investigations	0.00% 0
Community prevention/education	25.00% 3
Counseling/psychotherapy	83.33% 10
Education	33.33% 4
Family counseling/reunification	25.00% 3
Intakes/referrals	25.00% 3
Mediation	8.33% 1
Social services	8.33% 1
Supervision	16.67% 2
Other (please specify)	8.33% 1

Demographic Survey - Clinical

Total Respondents: 12		
#	Other (please specify)	Date
1	crisis intervention	1/16/2015 9:54 AM

Q44 In which California region/county do you work as a marriage and family therapist or in a related position? (Check all that apply)

Answered: 28 Skipped: 0

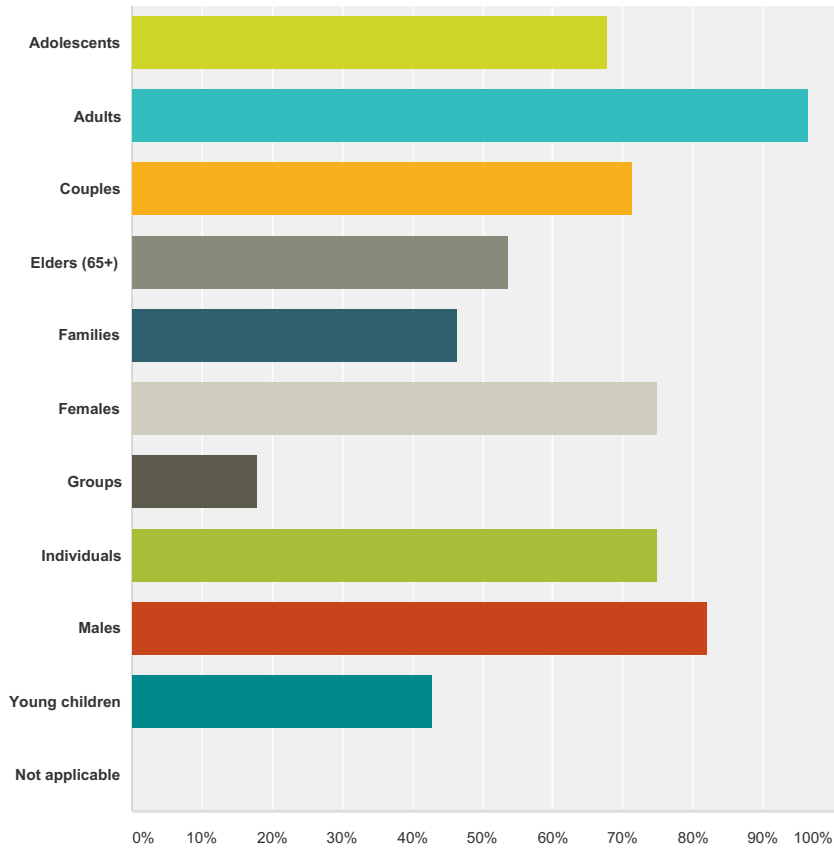


Answer Choices	Responses
North Coast (Del Norte, Humboldt, Mendocino, Sonoma, Lake)	3.57% 1
San Francisco/Bay Area (San Francisco, Marin, Contra Costa, San Mateo, Alameda, Santa Cruz, Santa Clara)	3.57% 1
Central Coast (Ventura, Santa Barbara, San Luis Obispo, Monterey, San Benito)	3.57% 1
Los Angeles County	17.86% 5
Orange County	7.14% 2
Inland Empire (Riverside, San Bernardino)	14.29% 4
San Diego County	7.14% 2
Shasta Cascade (Siskiyou, Modoc, Shasta, Lassen, Tehama, Plumas, Butte, Glenn, Trinity)	0.00% 0
Gold Country (Sierra Nevada, Placer, Yuba, El Dorado, Fresno, Mariposa, Tuolumne, Calaveras, Amador, Sacramento, Sutter)	7.14% 2
Central Valley (Glenn, Colusa, Yolo, Solano, San Joaquin, Sacramento, Stanislaus, Merced, Madera)	3.57% 1
High Sierra (Inyo, Kern, Tulare, Fresno, Madera, Mariposa, Mono, Yuba, Alpine, Tuolumne, Calaveras)	7.14% 2
Deserts (Imperial, Riverside, San Bernardino)	100.00% 28
Total Respondents: 28	

Demographic Survey - Clinical

Q45 With which population of clients do you typically work? (Check all that apply)

Answered: 28 Skipped: 0

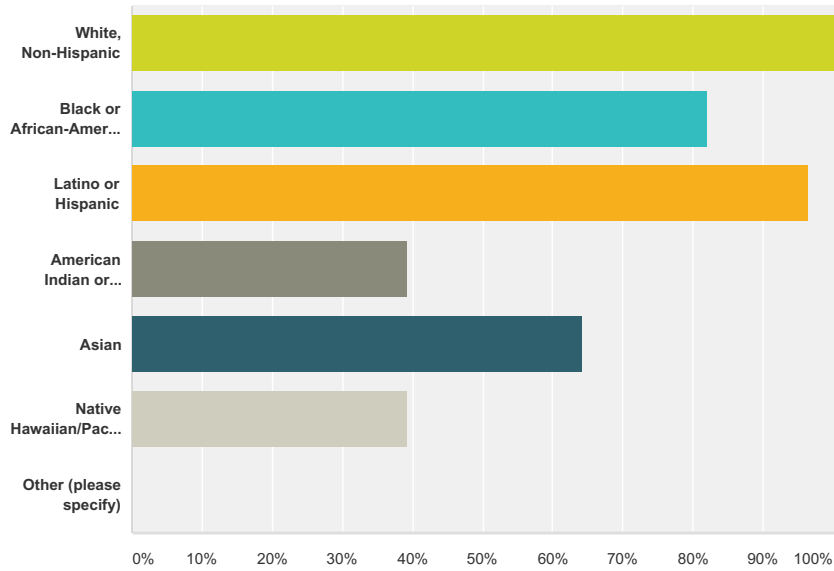


Answer Choices	Responses	Count
Adolescents	67.86%	19
Adults	96.43%	27
Couples	71.43%	20
Elders (65+)	53.57%	15
Families	46.43%	13
Females	75.00%	21
Groups	17.86%	5
Individuals	75.00%	21
Males	82.14%	23
Young children	42.86%	12
Not applicable	0.00%	0
Total Respondents: 28		

Demographic Survey - Clinical

Q46 Which cultures are represented by the patients you treat? (Check all that apply)

Answered: 28 Skipped: 0

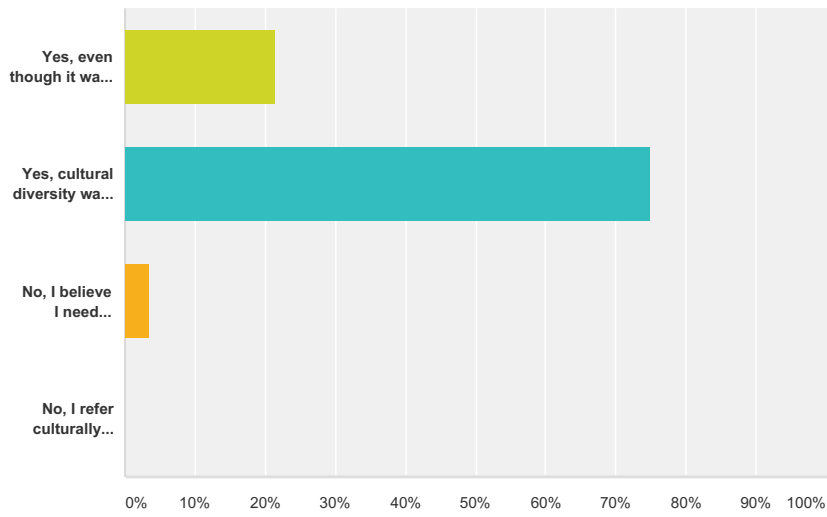


Answer Choices	Responses
White, Non-Hispanic	100.00% 28
Black or African-American	82.14% 23
Latino or Hispanic	96.43% 27
American Indian or Alaskan Native	39.29% 11
Asian	64.29% 18
Native Hawaiian/Pacific Islander	39.29% 11
Other (please specify)	0.00% 0
Total Respondents: 28	

#	Other (please specify)	Date
	There are no responses.	

Q47 Do you believe you have sufficient educational training to treat culturally diverse patients?

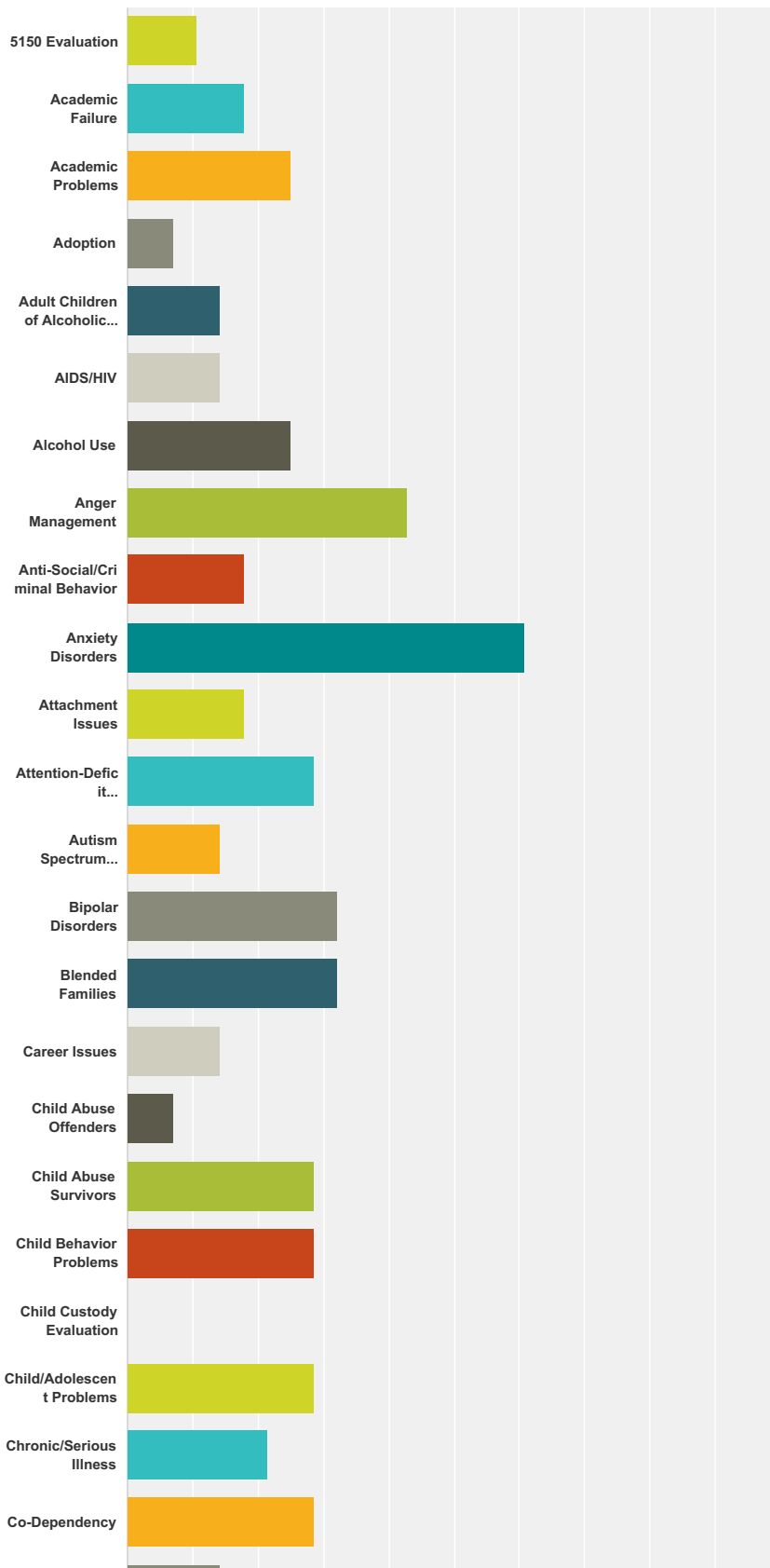
Answered: 28 Skipped: 0



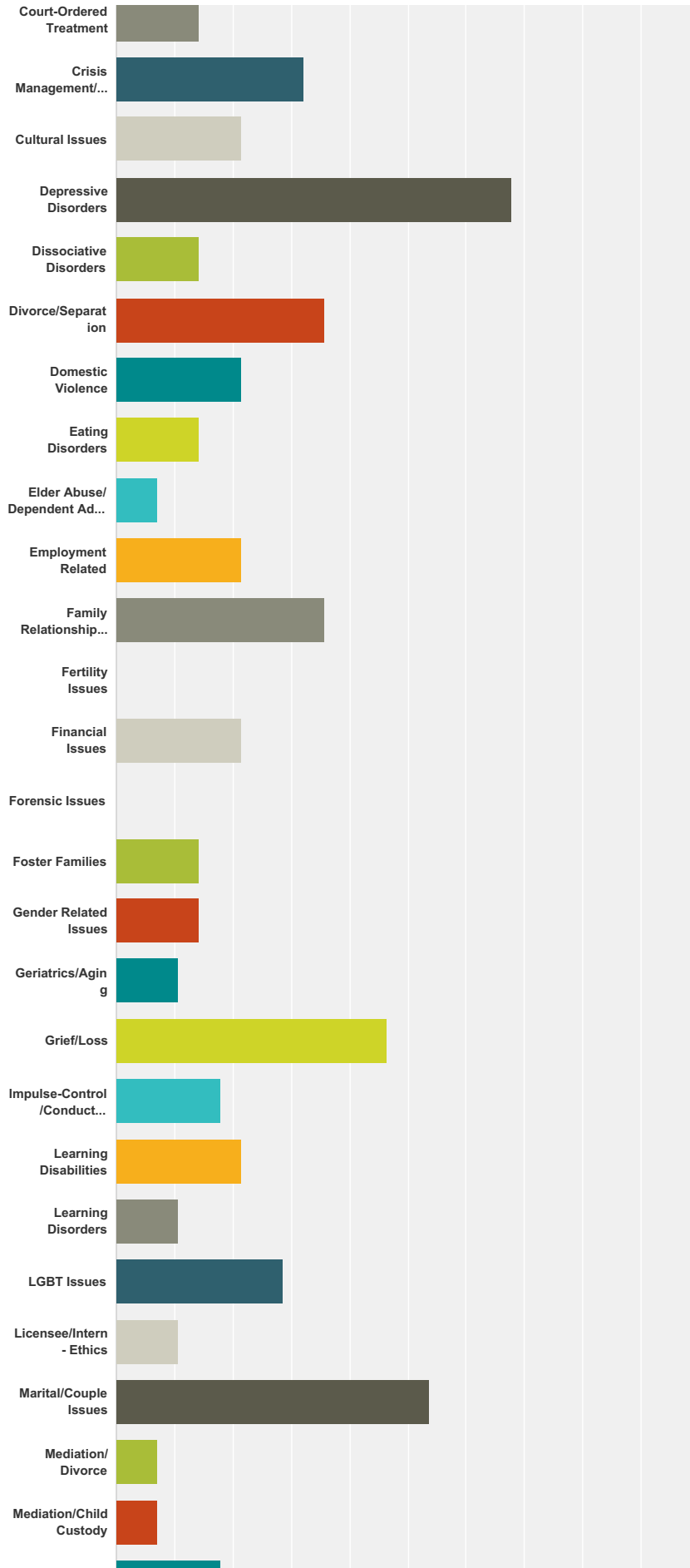
Answer Choices	Responses
Yes, even though it was not sufficiently addressed as a part of my education	21.43% 6
Yes, cultural diversity was adequately covered by my education	75.00% 21
No, I believe I need additional training to treat culturally diverse populations	3.57% 1
No, I refer culturally diverse patients to qualified therapists	0.00% 0
Total	28

**Q48 Which client issues do you work with?
(Please select up to 5 that you consider
yourself to specialize in, if applicable)**

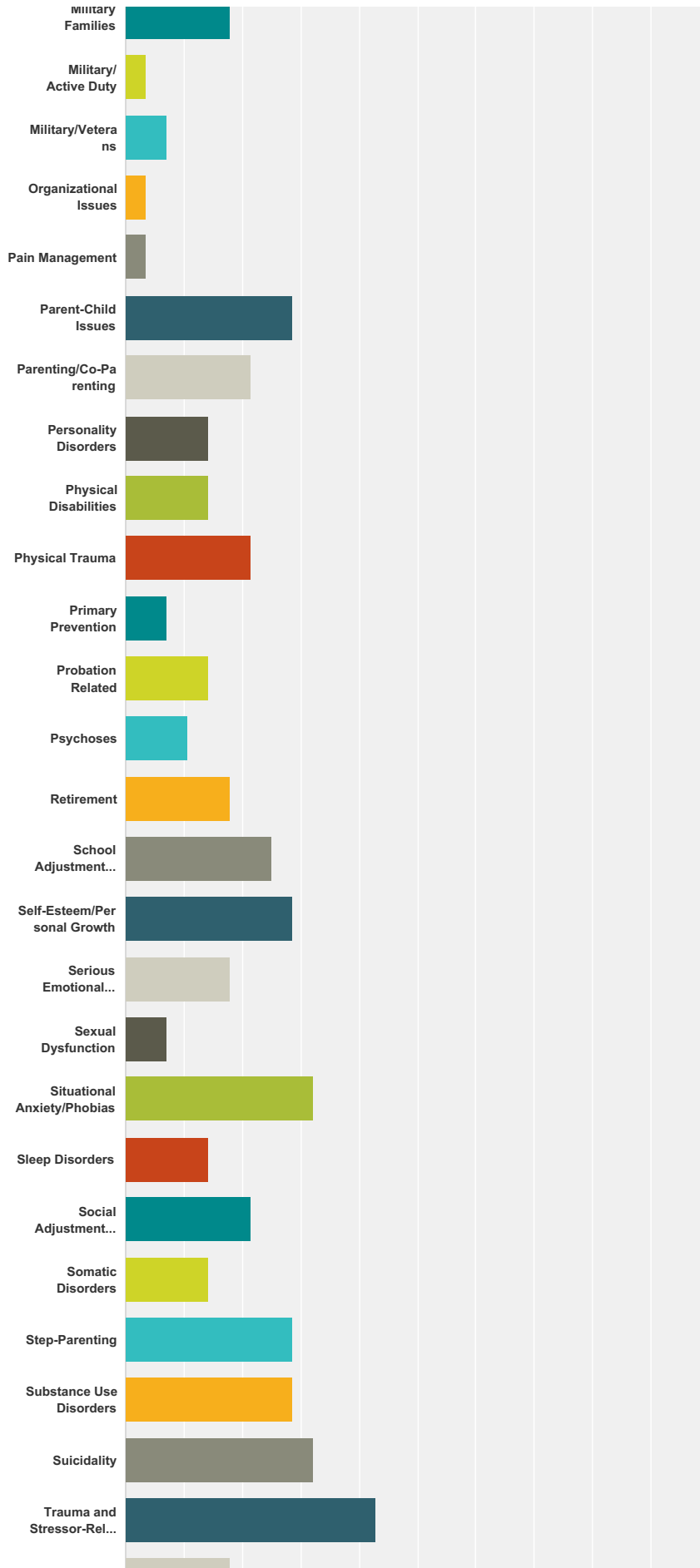
Answered: 28 Skipped: 0



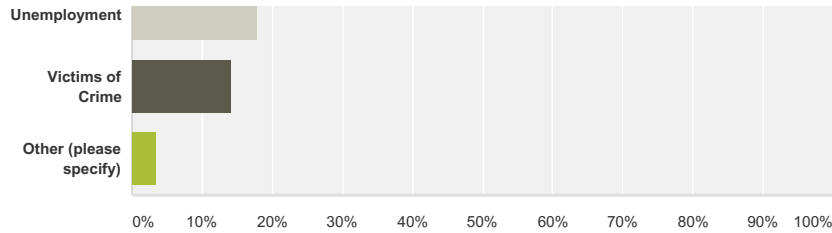
Demographic Survey - Clinical



Demographic Survey - Clinical



Demographic Survey - Clinical



Answer Choices	Responses
5150 Evaluation	10.71% 3
Academic Failure	17.86% 5
Academic Problems	25.00% 7
Adoption	7.14% 2
Adult Children of Alcoholics (ACA)	14.29% 4
AIDS/HIV	14.29% 4
Alcohol Use	25.00% 7
Anger Management	42.86% 12
Anti-Social/Criminal Behavior	17.86% 5
Anxiety Disorders	60.71% 17
Attachment Issues	17.86% 5
Attention-Deficit Hyperactivity Disorder	28.57% 8
Autism Spectrum Disorders	14.29% 4
Bipolar Disorders	32.14% 9
Blended Families	32.14% 9
Career Issues	14.29% 4
Child Abuse Offenders	7.14% 2
Child Abuse Survivors	28.57% 8
Child Behavior Problems	28.57% 8
Child Custody Evaluation	0.00% 0
Child/Adolescent Problems	28.57% 8
Chronic/Serious Illness	21.43% 6
Co-Dependency	28.57% 8
Court-Ordered Treatment	14.29% 4
Crisis Management/ Intervention	32.14% 9
Cultural Issues	21.43% 6
Depressive Disorders	67.86% 19
Dissociative Disorders	14.29% 4
Divorce/Separation	35.71% 10
Domestic Violence	21.43% 6
Eating Disorders	14.29% 4
Elder Abuse/ Dependent Adult Abuse	7.14% 2
Employment Related	21.43% 6
Family Relationship Issues	35.71% 10
Fertility Issues	0.00% 0

Demographic Survey - Clinical

Financial Issues	21.43%	6
Forensic Issues	0.00%	0
Foster Families	14.29%	4
Gender Related Issues	14.29%	4
Geriatrics/Aging	10.71%	3
Grief/Loss	46.43%	13
Impulse-Control/Conduct Disorders	17.86%	5
Learning Disabilities	21.43%	6
Learning Disorders	10.71%	3
LGBT Issues	28.57%	8
Licensee/Intern- Ethics	10.71%	3
Marital/Couple Issues	53.57%	15
Mediation/ Divorce	7.14%	2
Mediation/Child Custody	7.14%	2
Military Families	17.86%	5
Military/ Active Duty	3.57%	1
Military/Veterans	7.14%	2
Organizational Issues	3.57%	1
Pain Management	3.57%	1
Parent-Child Issues	28.57%	8
Parenting/Co-Parenting	21.43%	6
Personality Disorders	14.29%	4
Physical Disabilities	14.29%	4
Physical Trauma	21.43%	6
Primary Prevention	7.14%	2
Probation Related	14.29%	4
Psychoses	10.71%	3
Retirement	17.86%	5
School Adjustment Problems	25.00%	7
Self-Esteem/Personal Growth	28.57%	8
Serious Emotional Disturbances (SED) Of Children	17.86%	5
Sexual Dysfunction	7.14%	2
Situational Anxiety/Phobias	32.14%	9
Sleep Disorders	14.29%	4
Social Adjustment Problems	21.43%	6
Somatic Disorders	14.29%	4
Step-Parenting	28.57%	8
Substance Use Disorders	28.57%	8
Suicidality	32.14%	9
Trauma and Stressor-Related Disorders	42.86%	12
Unemployment	17.86%	5
Victims of Crime	14.29%	4
Other (please specify)	3.57%	1

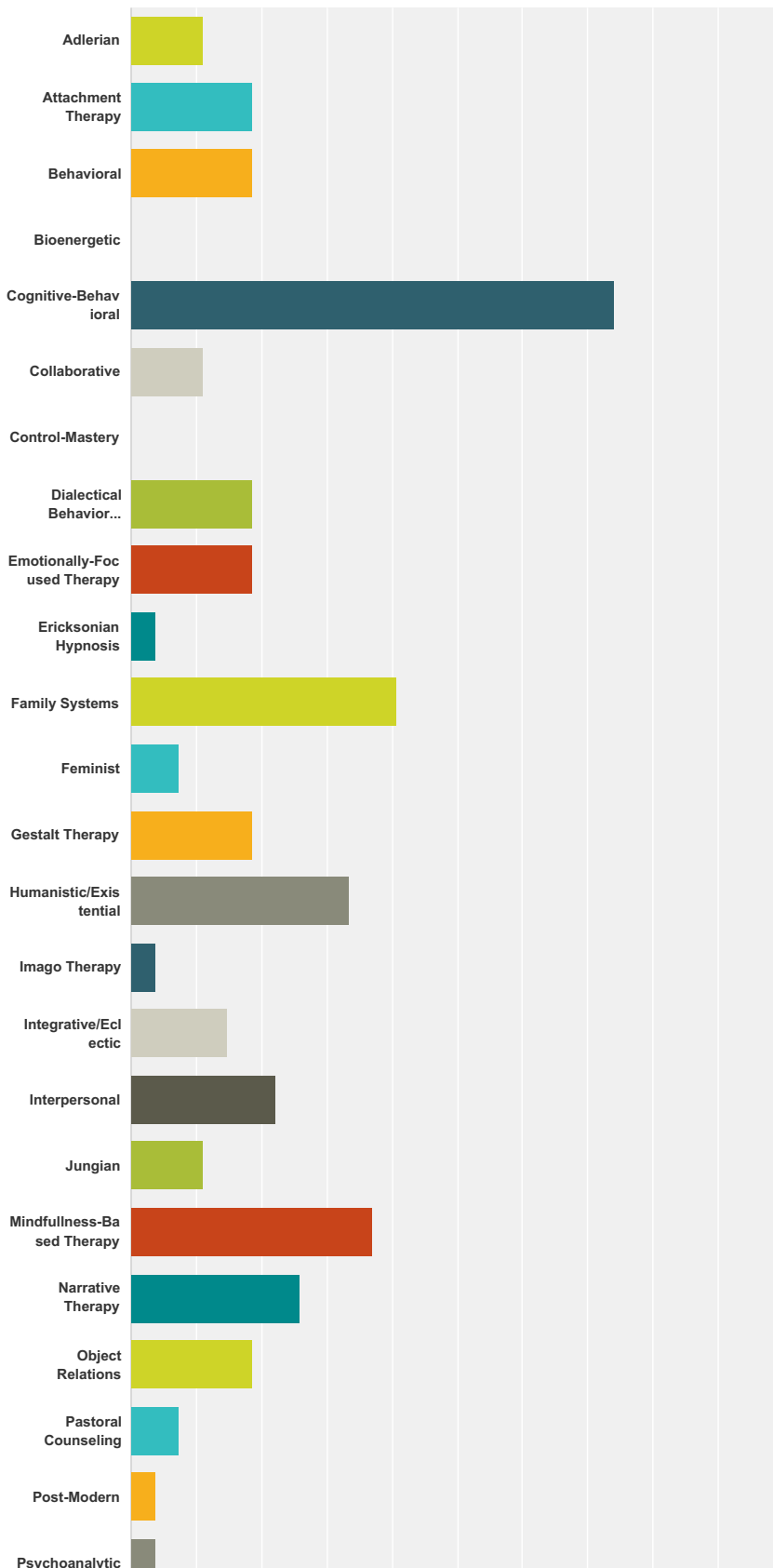
Demographic Survey - Clinical

Total Respondents: 28	
-----------------------	--

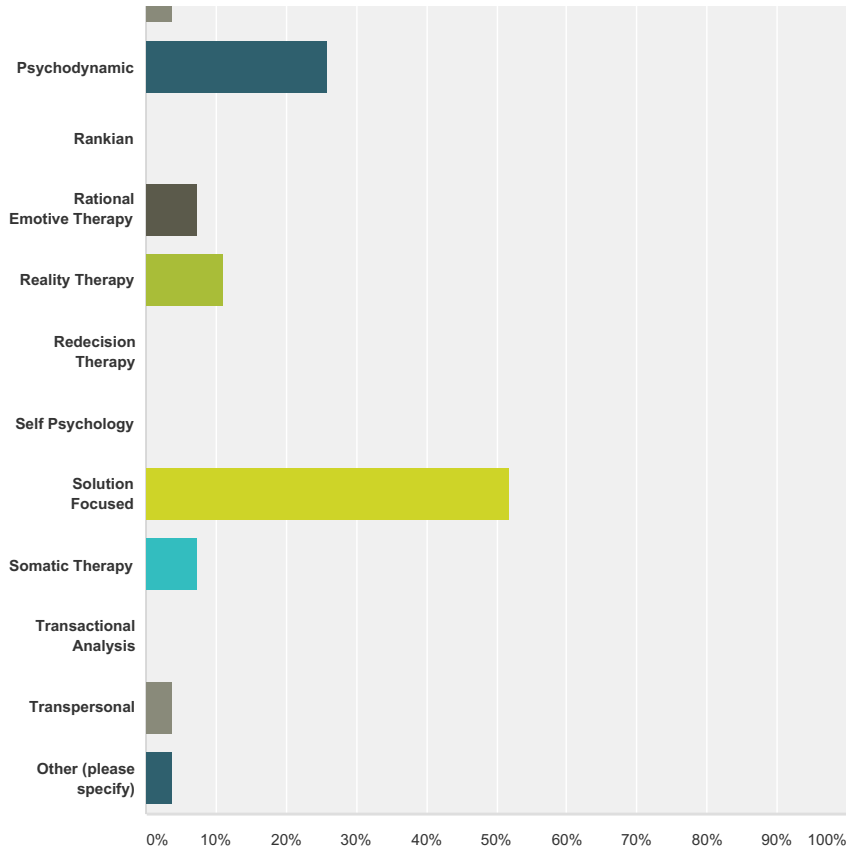
#	Other (please specify)	Date
1	PTSD, TBI	1/16/2015 5:19 AM

Q49 Which of the following best describe your theoretical orientation? (Check all that apply)

Answered: 27 Skipped: 1



Demographic Survey - Clinical



Answer Choices	Responses
Adlerian	11.11% 3
Attachment Therapy	18.52% 5
Behavioral	18.52% 5
Bioenergetic	0.00% 0
Cognitive-Behavioral	74.07% 20
Collaborative	11.11% 3
Control-Mastery	0.00% 0
Dialectical Behavior Therapy (DBT)	18.52% 5
Emotionally-Focused Therapy	18.52% 5
Ericksonian Hypnosis	3.70% 1
Family Systems	40.74% 11
Feminist	7.41% 2
Gestalt Therapy	18.52% 5
Humanistic/Existential	33.33% 9
Imago Therapy	3.70% 1
Integrative/Eclectic	14.81% 4
Interpersonal	22.22% 6
Jungian	11.11% 3
Mindfulness-Based Therapy	37.04% 10
Narrative Therapy	25.93% 7
Object Relations	18.52% 5

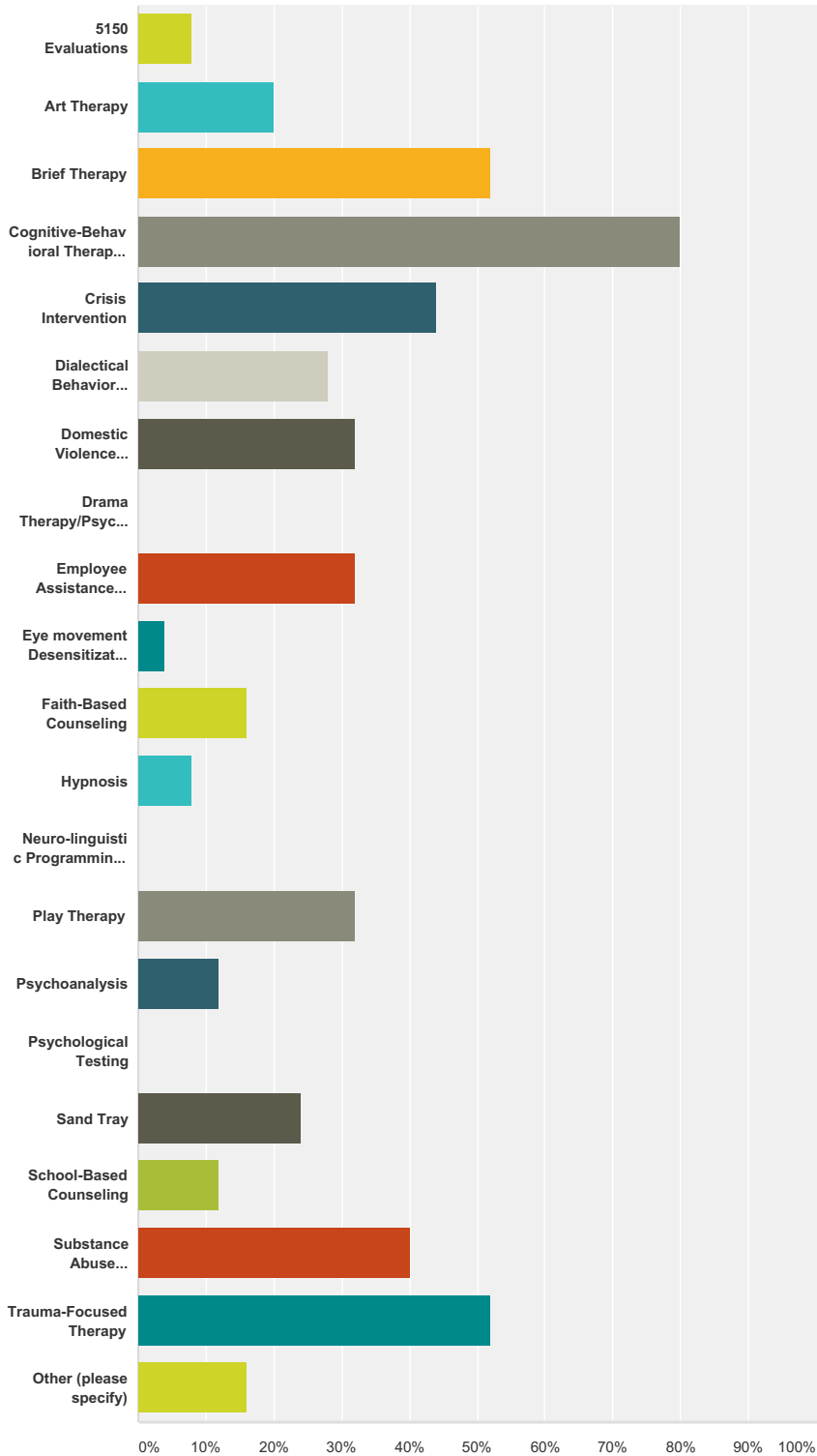
Demographic Survey - Clinical

Pastoral Counseling	7.41%	2
Post-Modern	3.70%	1
Psychoanalytic	3.70%	1
Psychodynamic	25.93%	7
Rankian	0.00%	0
Rational Emotive Therapy	7.41%	2
Reality Therapy	11.11%	3
Redecision Therapy	0.00%	0
Self Psychology	0.00%	0
Solution Focused	51.85%	14
Somatic Therapy	7.41%	2
Transactional Analysis	0.00%	0
Transpersonal	3.70%	1
Other (please specify)	3.70%	1
Total Respondents: 27		

#	Other (please specify)	Date
1	EEG Biofeedback	1/15/2015 7:02 PM

Q50 Which of the following therapeutic modalities, approaches or procedures do you utilize in clinical practice? (Check all that apply)

Answered: 25 Skipped: 3



Answer Choices	Responses
----------------	-----------

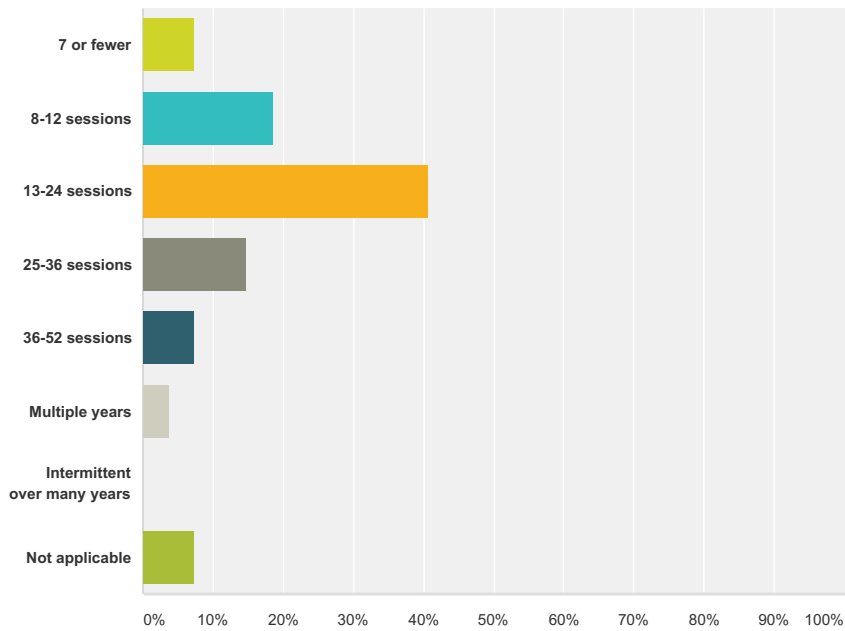
Demographic Survey - Clinical

5150 Evaluations	8.00%	2
Art Therapy	20.00%	5
Brief Therapy	52.00%	13
Cognitive-Behavioral Therapy (CBT)	80.00%	20
Crisis Intervention	44.00%	11
Dialectical Behavior Therapy (DBT)	28.00%	7
Domestic Violence Counseling	32.00%	8
Drama Therapy/Psychodrama	0.00%	0
Employee Assistance Counseling (EAP)	32.00%	8
Eye movement Desensitization and Reprocessing (EMDR)	4.00%	1
Faith-Based Counseling	16.00%	4
Hypnosis	8.00%	2
Neuro-linguistic Programming (NLP)	0.00%	0
Play Therapy	32.00%	8
Psychoanalysis	12.00%	3
Psychological Testing	0.00%	0
Sand Tray	24.00%	6
School-Based Counseling	12.00%	3
Substance Abuse Counseling	40.00%	10
Trauma-Focused Therapy	52.00%	13
Other (please specify)	16.00%	4
Total Respondents: 25		

#	Other (please specify)	Date
1	Equine Assisted Psychology	1/16/2015 5:22 AM
2	EEG Biofeedback	1/15/2015 7:02 PM
3	Somatic Experiencing	1/15/2015 4:38 PM
4	Functional Family Therapy	1/15/2015 3:55 PM

Q51 On average, what is the number of times you see a client before concluding treatment?

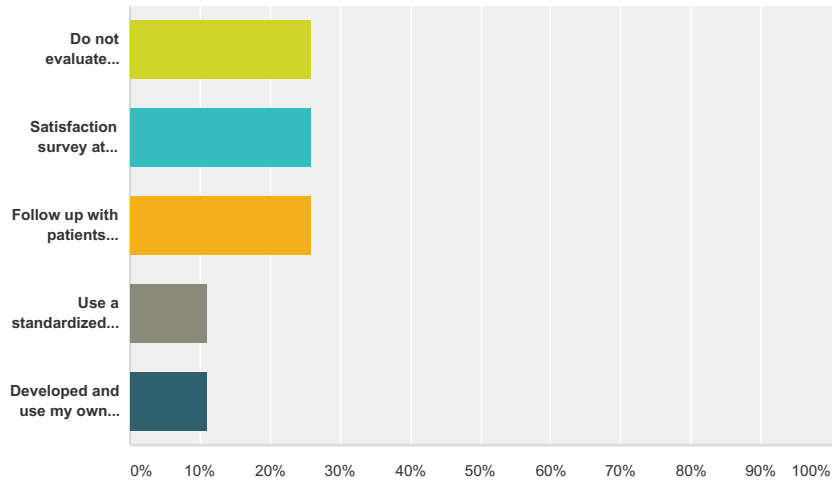
Answered: 27 Skipped: 1



Answer Choices	Responses
7 or fewer	7.41% 2
8-12 sessions	18.52% 5
13-24 sessions	40.74% 11
25-36 sessions	14.81% 4
36-52 sessions	7.41% 2
Multiple years	3.70% 1
Intermittent over many years	0.00% 0
Not applicable	7.41% 2
Total	27

Q52 What means do you use to determine whether treatment is successful?

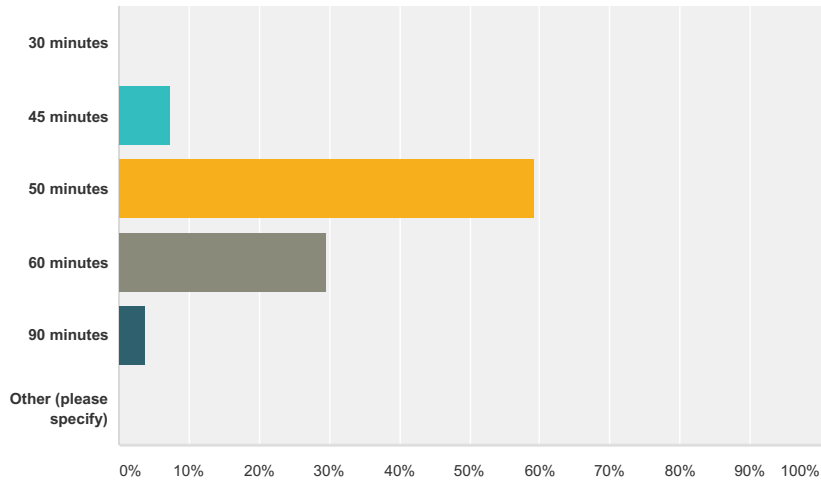
Answered: 27 Skipped: 1



Answer Choices	Responses
Do not evaluate outcomes	25.93% 7
Satisfaction survey at conclusion of treatment/Termination interview	25.93% 7
Follow up with patients following treatment	25.93% 7
Use a standardized outcomes instrument	11.11% 3
Developed and use my own outcomes instrument	11.11% 3
Total	27

Q53 What is the average length of a session with a client?

Answered: 27 Skipped: 1

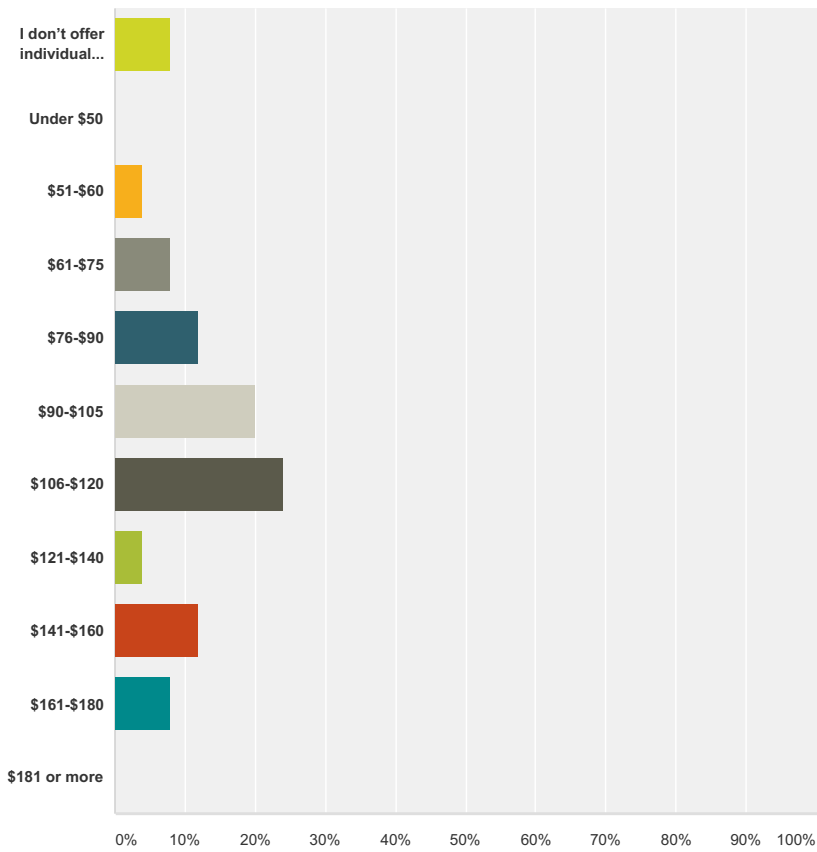


Answer Choices	Responses
30 minutes	0.00% 0
45 minutes	7.41% 2
50 minutes	59.26% 16
60 minutes	29.63% 8
90 minutes	3.70% 1
Other (please specify)	0.00% 0
Total	27

#	Other (please specify)	Date
	There are no responses.	

Q54 What is the usual and customary fee CHARGED by you or your employer for an hour of individual psychotherapy?

Answered: 25 Skipped: 3

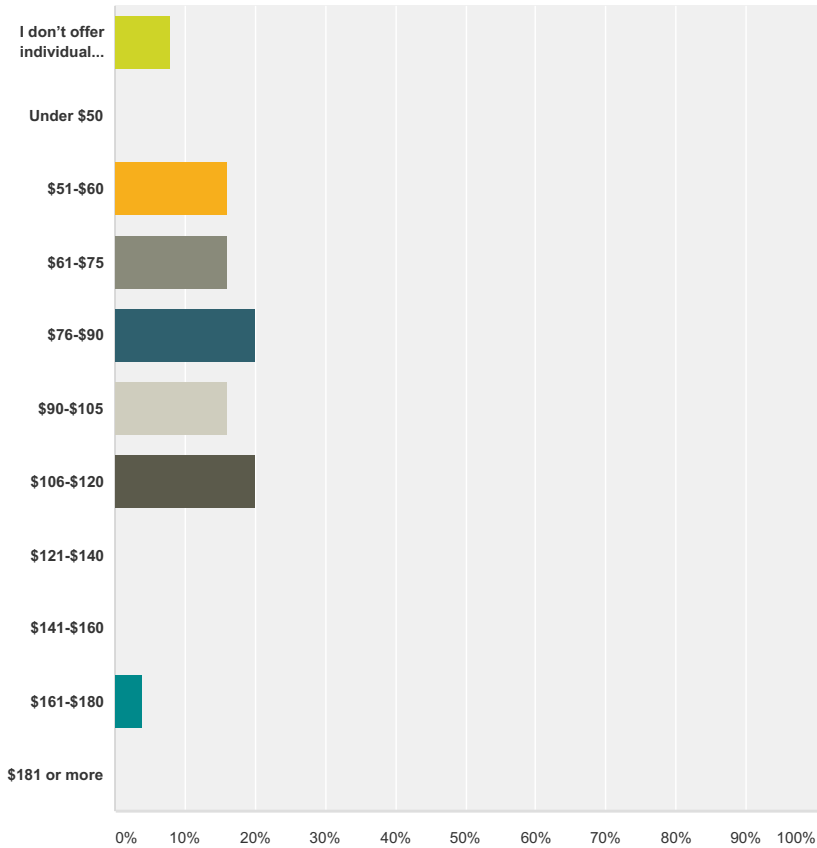


Answer Choices	Responses
I don't offer individual psychotherapy	8.00% 2
Under \$50	0.00% 0
\$51-\$60	4.00% 1
\$61-\$75	8.00% 2
\$76-\$90	12.00% 3
\$90-\$105	20.00% 5
\$106-\$120	24.00% 6
\$121-\$140	4.00% 1
\$141-\$160	12.00% 3
\$161-\$180	8.00% 2
\$181 or more	0.00% 0
Total	25

Demographic Survey - Clinical

Q55 What is the actual average fee PAID for an hour of individual psychotherapy (Taking into account discounted fees or sliding fee scales.)

Answered: 25 Skipped: 3

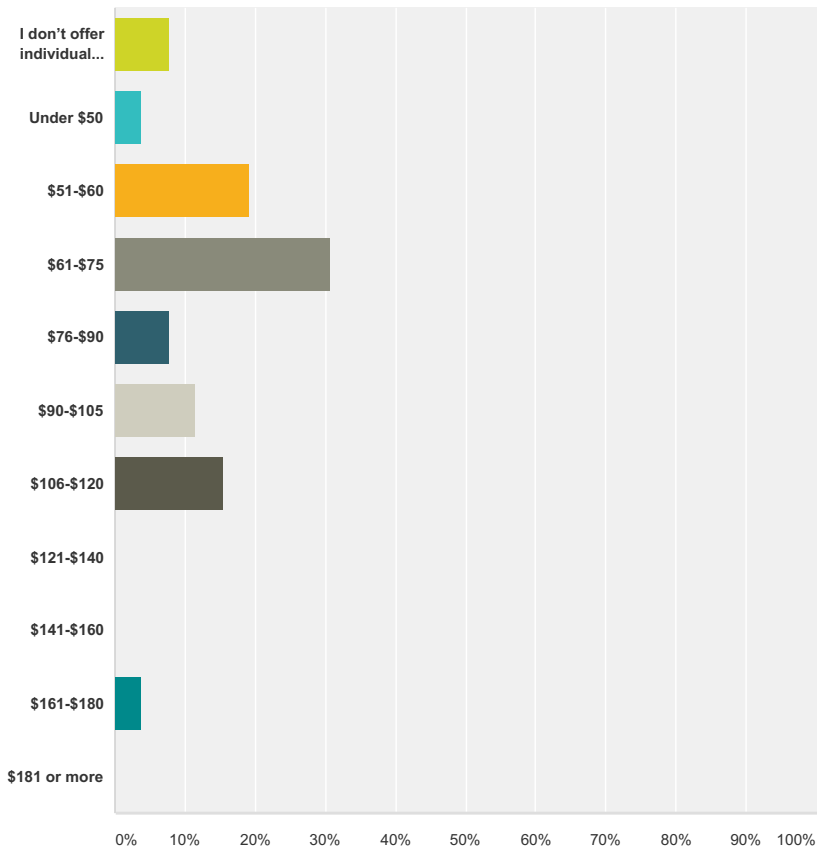


Answer Choices	Responses	Count
I don't offer individual psychotherapy	8.00%	2
Under \$50	0.00%	0
\$51-\$60	16.00%	4
\$61-\$75	16.00%	4
\$76-\$90	20.00%	5
\$90-\$105	16.00%	4
\$106-\$120	20.00%	5
\$121-\$140	0.00%	0
\$141-\$160	0.00%	0
\$161-\$180	4.00%	1
\$181 or more	0.00%	0
Total		25

Demographic Survey - Clinical

Q56 What is the actual average fee PAID for an hour of individual psychotherapy (Taking into account managed care reimbursement rates.)

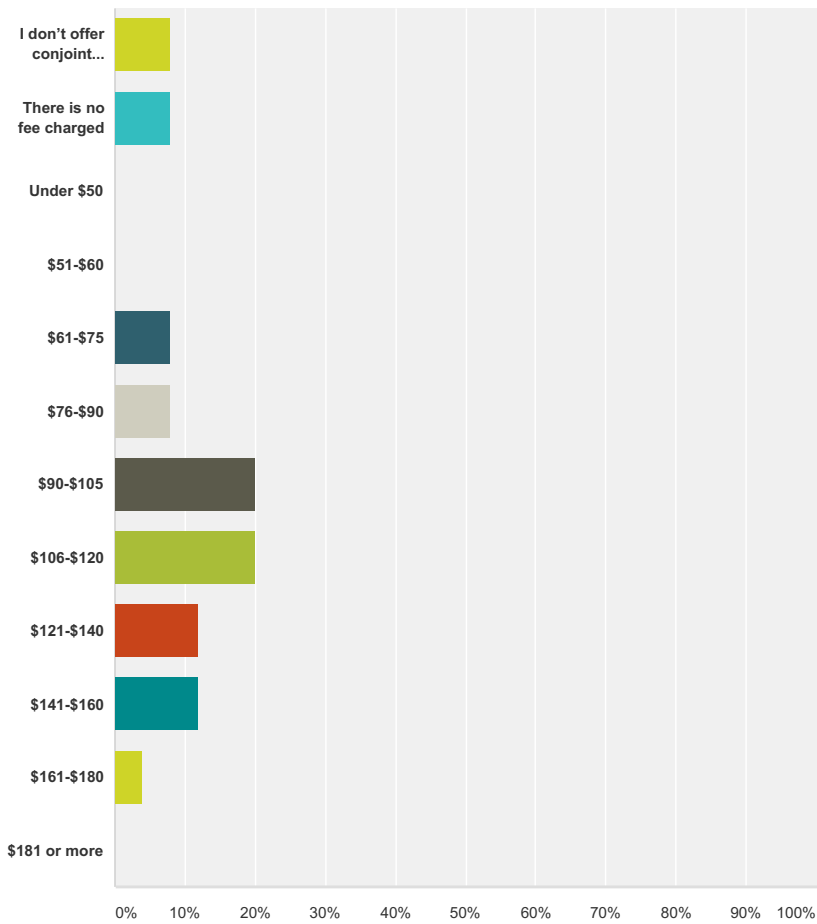
Answered: 26 Skipped: 2



Answer Choices	Responses	
I don't offer individual psychotherapy	7.69%	2
Under \$50	3.85%	1
\$51-\$60	19.23%	5
\$61-\$75	30.77%	8
\$76-\$90	7.69%	2
\$90-\$105	11.54%	3
\$106-\$120	15.38%	4
\$121-\$140	0.00%	0
\$141-\$160	0.00%	0
\$161-\$180	3.85%	1
\$181 or more	0.00%	0
Total		26

Q57 What is the usual and customary fee charged by you or your employer for an hour of conjoint therapy?

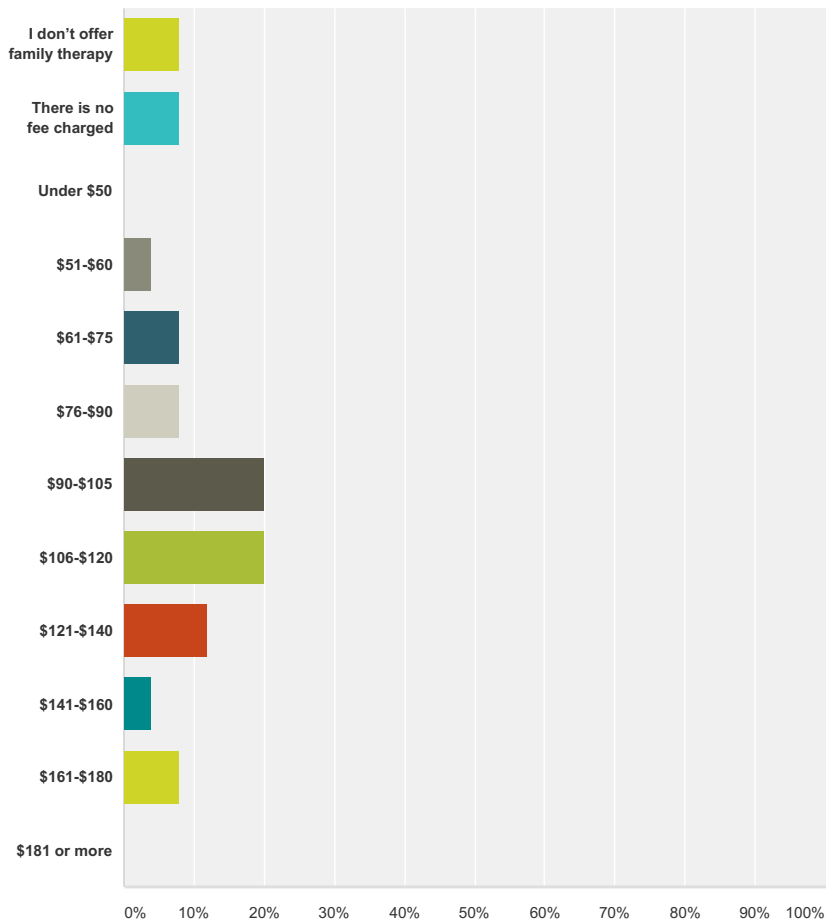
Answered: 25 Skipped: 3



Answer Choices	Responses
I don't offer conjoint therapy	8.00% 2
There is no fee charged	8.00% 2
Under \$50	0.00% 0
\$51-\$60	0.00% 0
\$61-\$75	8.00% 2
\$76-\$90	8.00% 2
\$90-\$105	20.00% 5
\$106-\$120	20.00% 5
\$121-\$140	12.00% 3
\$141-\$160	12.00% 3
\$161-\$180	4.00% 1
\$181 or more	0.00% 0
Total	25

Q58 What is the usual and customary fee charged by you or your employer for an hour of family therapy?

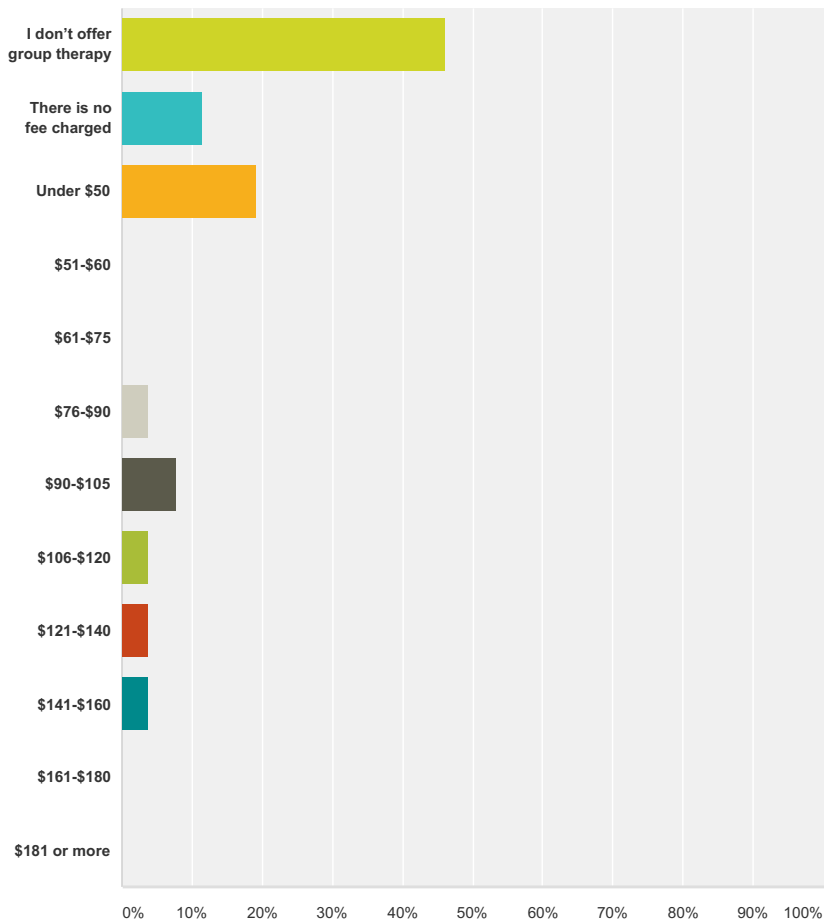
Answered: 25 Skipped: 3



Answer Choices	Responses
I don't offer family therapy	8.00% 2
There is no fee charged	8.00% 2
Under \$50	0.00% 0
\$51-\$60	4.00% 1
\$61-\$75	8.00% 2
\$76-\$90	8.00% 2
\$90-\$105	20.00% 5
\$106-\$120	20.00% 5
\$121-\$140	12.00% 3
\$141-\$160	4.00% 1
\$161-\$180	8.00% 2
\$181 or more	0.00% 0
Total	25

Q59 What is the usual and customary fee charged by you or your employer for an hour of group therapy?

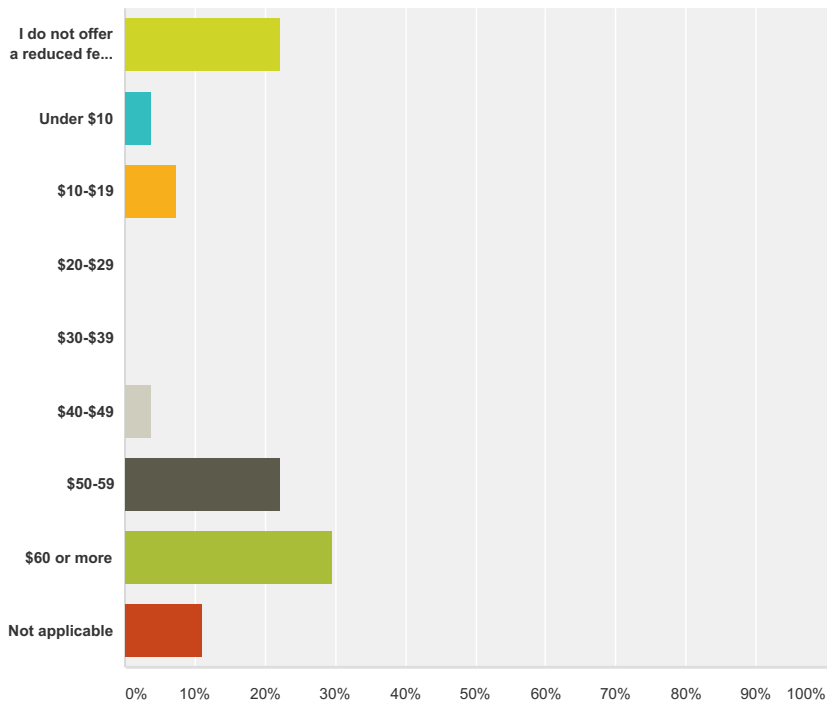
Answered: 26 Skipped: 2



Answer Choices	Responses	
I don't offer group therapy	46.15%	12
There is no fee charged	11.54%	3
Under \$50	19.23%	5
\$51-\$60	0.00%	0
\$61-\$75	0.00%	0
\$76-\$90	3.85%	1
\$90-\$105	7.69%	2
\$106-\$120	3.85%	1
\$121-\$140	3.85%	1
\$141-\$160	3.85%	1
\$161-\$180	0.00%	0
\$181 or more	0.00%	0
Total		26

Q60 If you or your employer charge according to a sliding fee scale, what is the lowest fee charged?

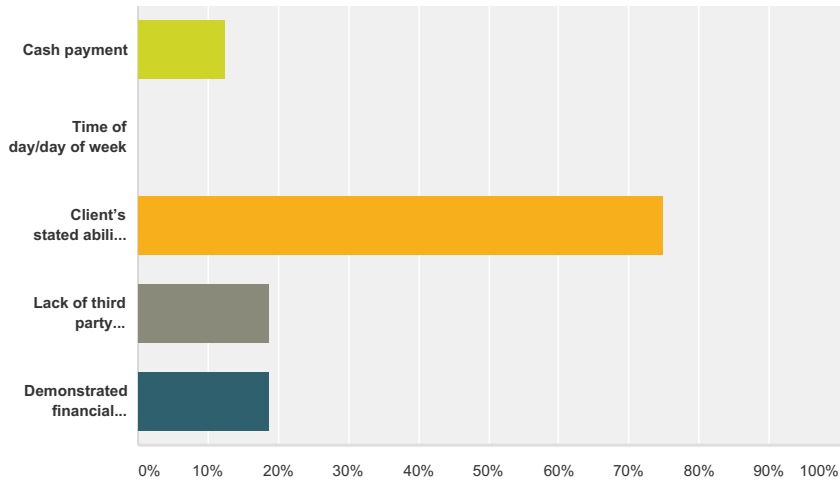
Answered: 27 Skipped: 1



Answer Choices	Responses
I do not offer a reduced fee or sliding scale	22.22% 6
Under \$10	3.70% 1
\$10-\$19	7.41% 2
\$20-\$29	0.00% 0
\$30-\$39	0.00% 0
\$40-\$49	3.70% 1
\$50-\$59	22.22% 6
\$60 or more	29.63% 8
Not applicable	11.11% 3
Total	27

Q61 How is your reduced fee or sliding scale determined?

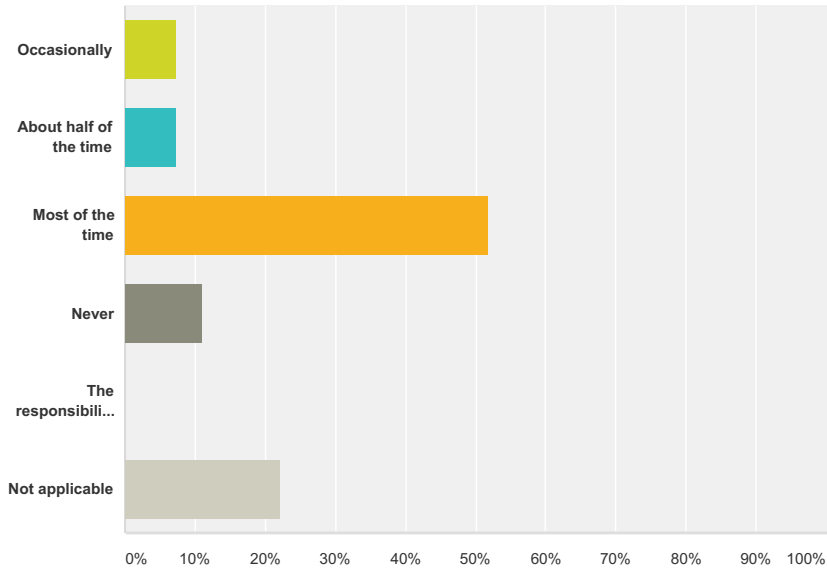
Answered: 16 Skipped: 12



Answer Choices	Responses
Cash payment	12.50% 2
Time of day/day of week	0.00% 0
Client's stated ability to pay with no verification	75.00% 12
Lack of third party reimbursement	18.75% 3
Demonstrated financial hardship, such as a tax return, etc.	18.75% 3
Total Respondents: 16	

Q62 How often are you or your employer partially or fully reimbursed by a third-party payer (e.g., an insurance plan, Medi-Cal, Victims of Crime, etc.)?

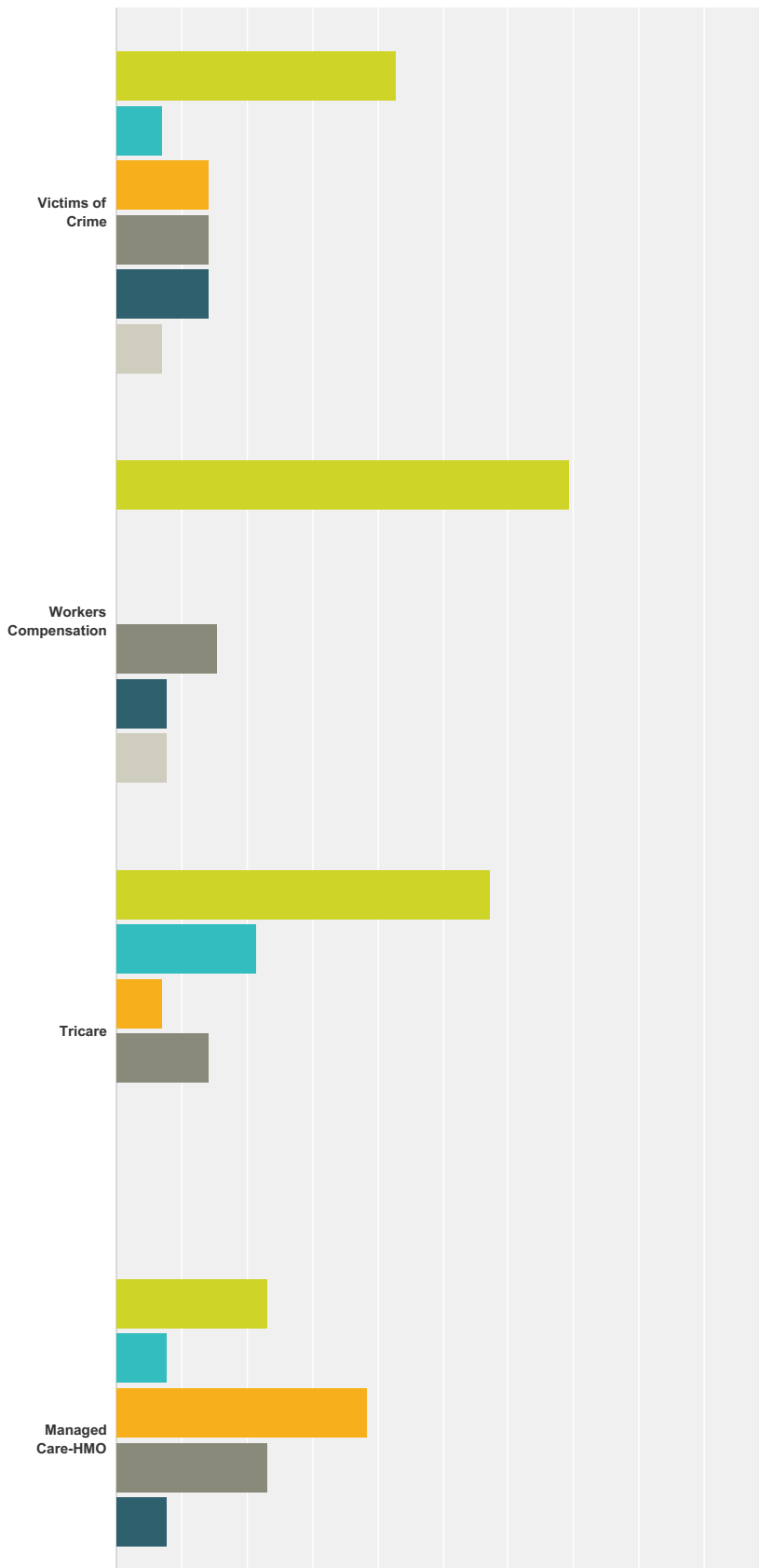
Answered: 27 Skipped: 1



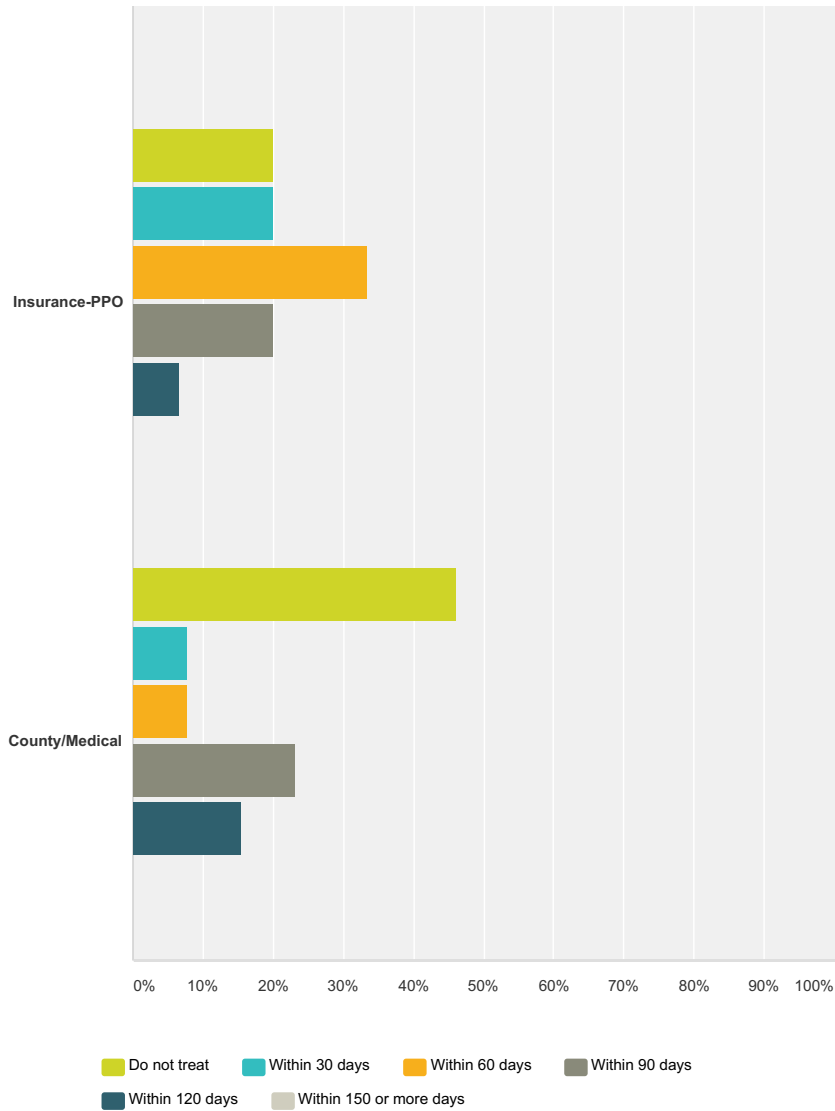
Answer Choices	Responses
Occasionally	7.41% 2
About half of the time	7.41% 2
Most of the time	51.85% 14
Never	11.11% 3
The responsibility of insurance claims is handled by the patient	0.00% 0
Not applicable	22.22% 6
Total	27

Q63 What is the average length of time you or your employer must wait following initial billing before you are reimbursed?

Answered: 17 Skipped: 11



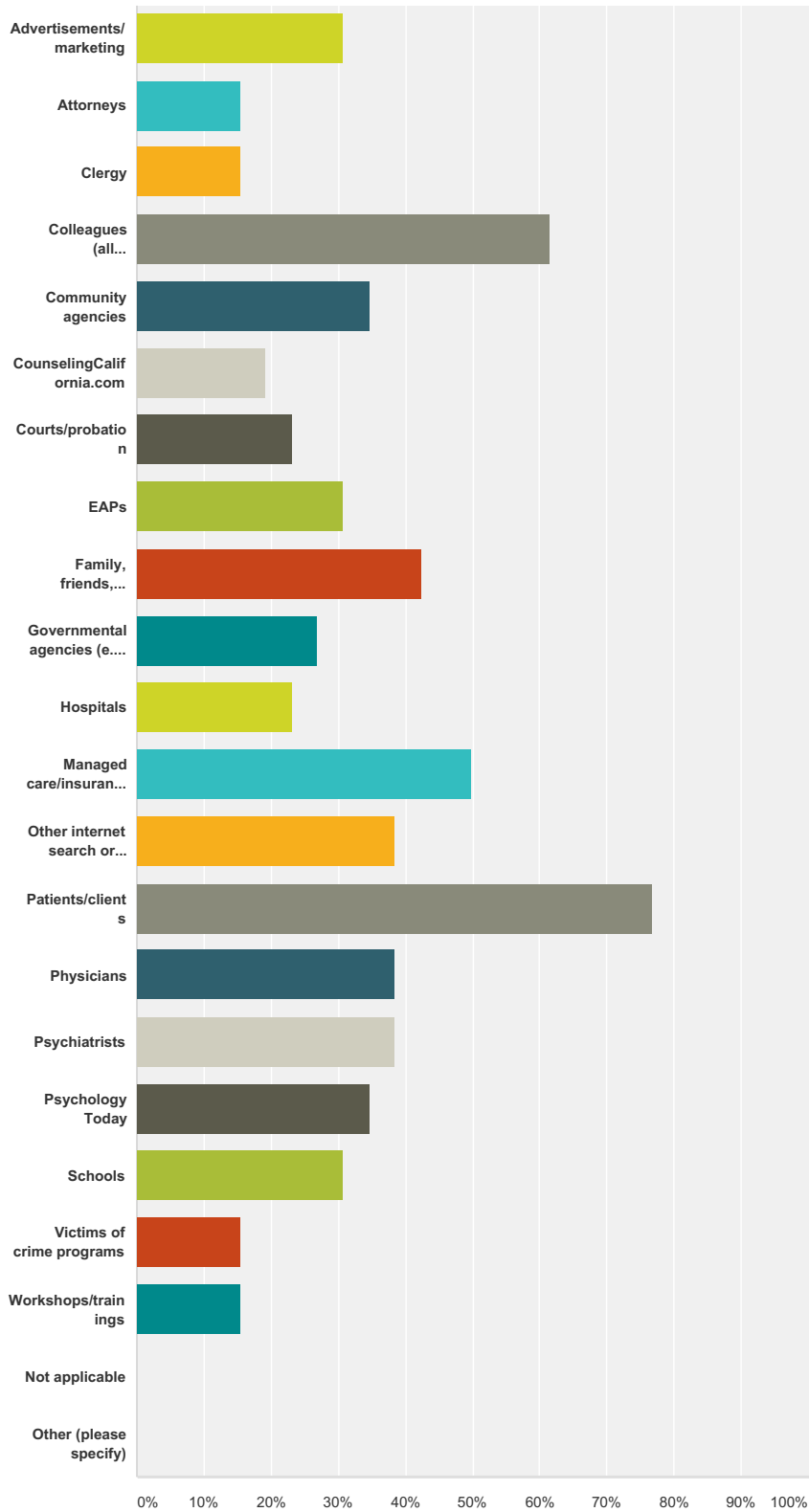
Demographic Survey - Clinical



	Do not treat	Within 30 days	Within 60 days	Within 90 days	Within 120 days	Within 150 or more days	Total
Victims of Crime	42.86% 6	7.14% 1	14.29% 2	14.29% 2	14.29% 2	7.14% 1	14
Workers Compensation	69.23% 9	0.00% 0	0.00% 0	15.38% 2	7.69% 1	7.69% 1	13
Tricare	57.14% 8	21.43% 3	7.14% 1	14.29% 2	0.00% 0	0.00% 0	14
Managed Care-HMO	23.08% 3	7.69% 1	38.46% 5	23.08% 3	7.69% 1	0.00% 0	13
Insurance-PPO	20.00% 3	20.00% 3	33.33% 5	20.00% 3	6.67% 1	0.00% 0	15
County/Medical	46.15% 6	7.69% 1	7.69% 1	23.08% 3	15.38% 2	0.00% 0	13

Q64 What is your source for patient referrals? (Check all that apply)

Answered: 26 Skipped: 2



Answer Choices	Responses
----------------	-----------

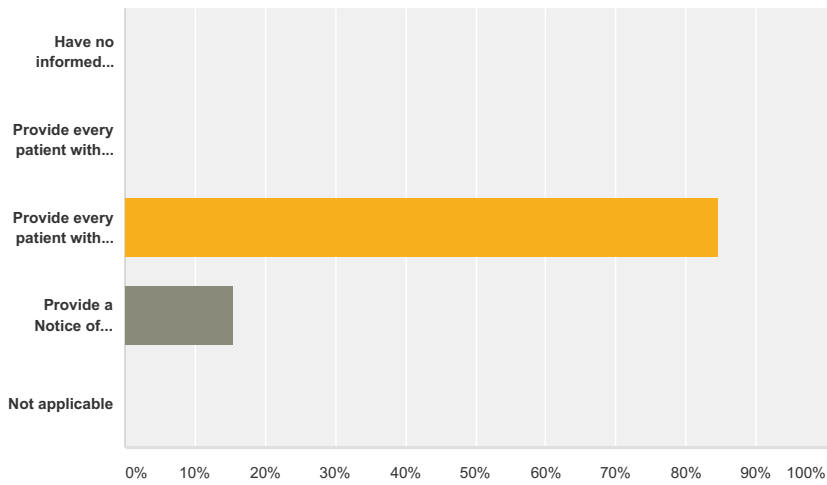
Demographic Survey - Clinical

Advertisements/marketing	30.77%	8
Attorneys	15.38%	4
Clergy	15.38%	4
Colleagues (all disciplines)	61.54%	16
Community agencies	34.62%	9
CounselingCalifornia.com	19.23%	5
Courts/probation	23.08%	6
EAPs	30.77%	8
Family, friends, neighbors	42.31%	11
Governmental agencies (e.g., CPS, DSS)	26.92%	7
Hospitals	23.08%	6
Managed care/insurance company	50.00%	13
Other internet search or therapist locator	38.46%	10
Patients/clients	76.92%	20
Physicians	38.46%	10
Psychiatrists	38.46%	10
Psychology Today	34.62%	9
Schools	30.77%	8
Victims of crime programs	15.38%	4
Workshops/trainings	15.38%	4
Not applicable	0.00%	0
Other (please specify)	0.00%	0
Total Respondents: 26		

#	Other (please specify)	Date
	There are no responses.	

Q65 Do you and/or your employer provide patients with a written informed consent/disclosure statement?

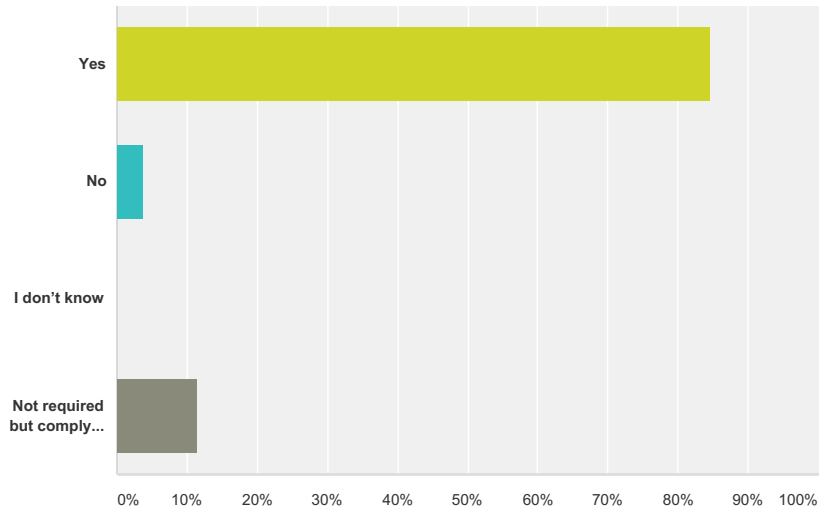
Answered: 26 Skipped: 2



Answer Choices	Responses
Have no informed consent/disclosure statement	0.00% 0
Provide every patient with a statement, but require no signatures	0.00% 0
Provide every patient with a statement that each patient is required to sign	84.62% 22
Provide a Notice of Privacy Practices pursuant to HIPAA	15.38% 4
Not applicable	0.00% 0
Total	26

Q66 Are you required to be HIPAA compliant?

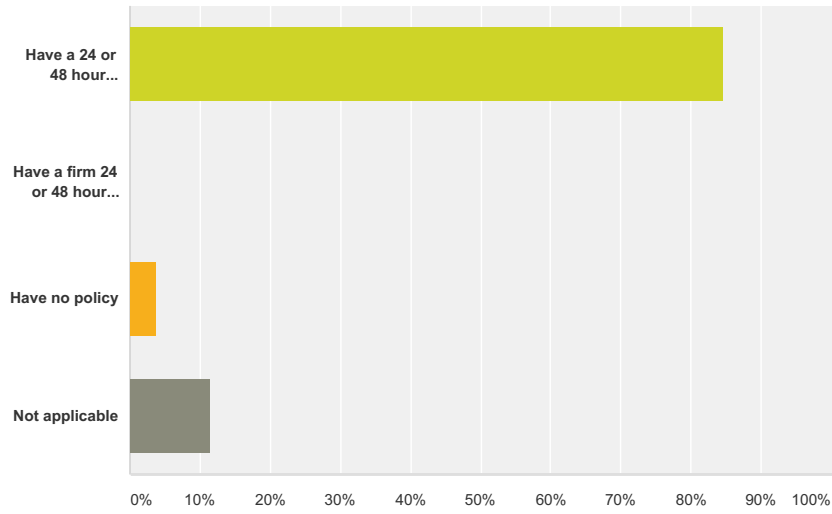
Answered: 26 Skipped: 2



Answer Choices	Responses
Yes	84.62% 22
No	3.85% 1
I don't know	0.00% 0
Not required but comply anyway	11.54% 3
Total	26

Q67 Do you and/or your employer have a written policy for no-show/cancellations?

Answered: 26 Skipped: 2

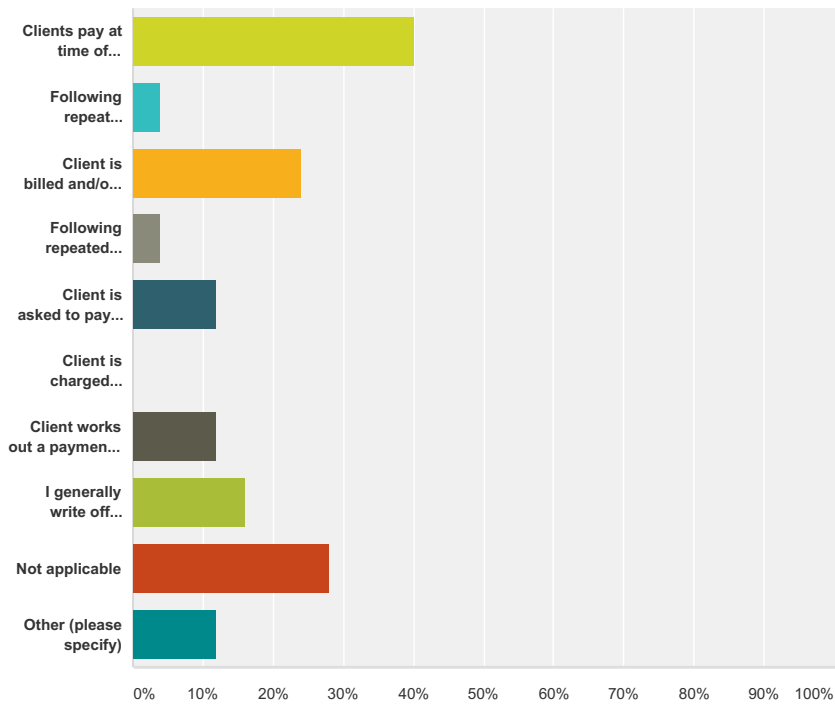


Answer Choices	Responses
Have a 24 or 48 hour cancellation policy, but exercise discretion in enforcement	84.62% 22
Have a firm 24 or 48 hour cancellation policy with no discretion	0.00% 0
Have no policy	3.85% 1
Not applicable	11.54% 3
Total	26

Demographic Survey - Clinical

Q68 Which of the following is used by you and/or your employer for clients who do not pay bills timely: (Check all that apply)

Answered: 25 Skipped: 3

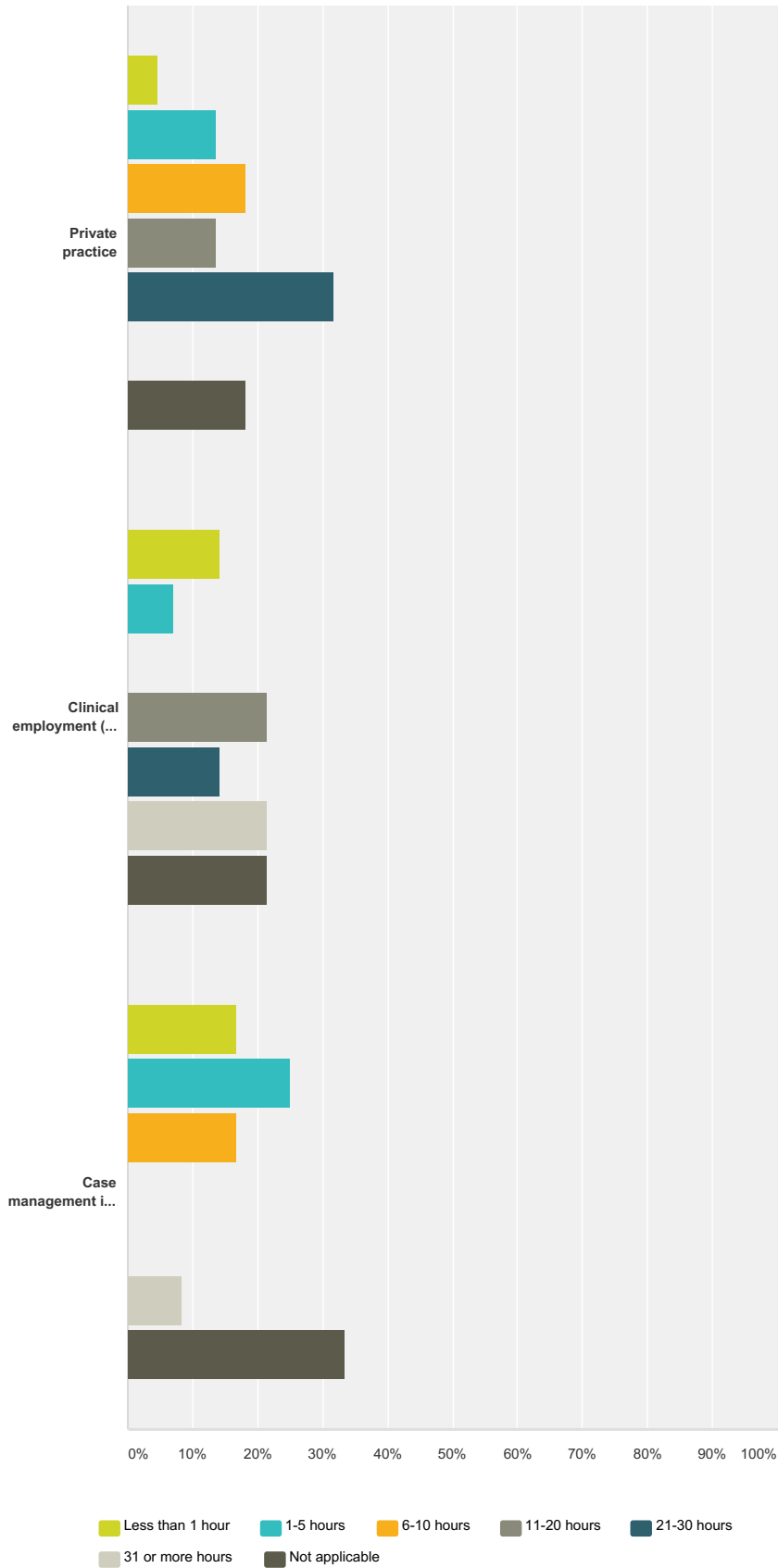


Answer Choices	Responses
Clients pay at time of treatment only	40.00% 10
Following repeat billings, balance is turned over to a collection agency	4.00% 1
Client is billed and/or receives letter(s) requesting payment	24.00% 6
Following repeated billings, small claims court action is pursued	4.00% 1
Client is asked to pay balance by charging to a credit card	12.00% 3
Client is charged interest on aging balance	0.00% 0
Client works out a payment plan to pay off balance	12.00% 3
I generally write off unpaid balance	16.00% 4
Not applicable	28.00% 7
Other (please specify)	12.00% 3
Total Respondents: 25	

#	Other (please specify)	Date
1	Do not deal with bills at all.	1/25/2015 6:40 PM
2	I do not do the billing	1/16/2015 9:48 AM
3	Medi-cal clients, if mc inactive, clients get discharged	1/16/2015 3:36 AM

Q69 What is the average number of hours of therapy you provide per week:

Answered: 24 Skipped: 4



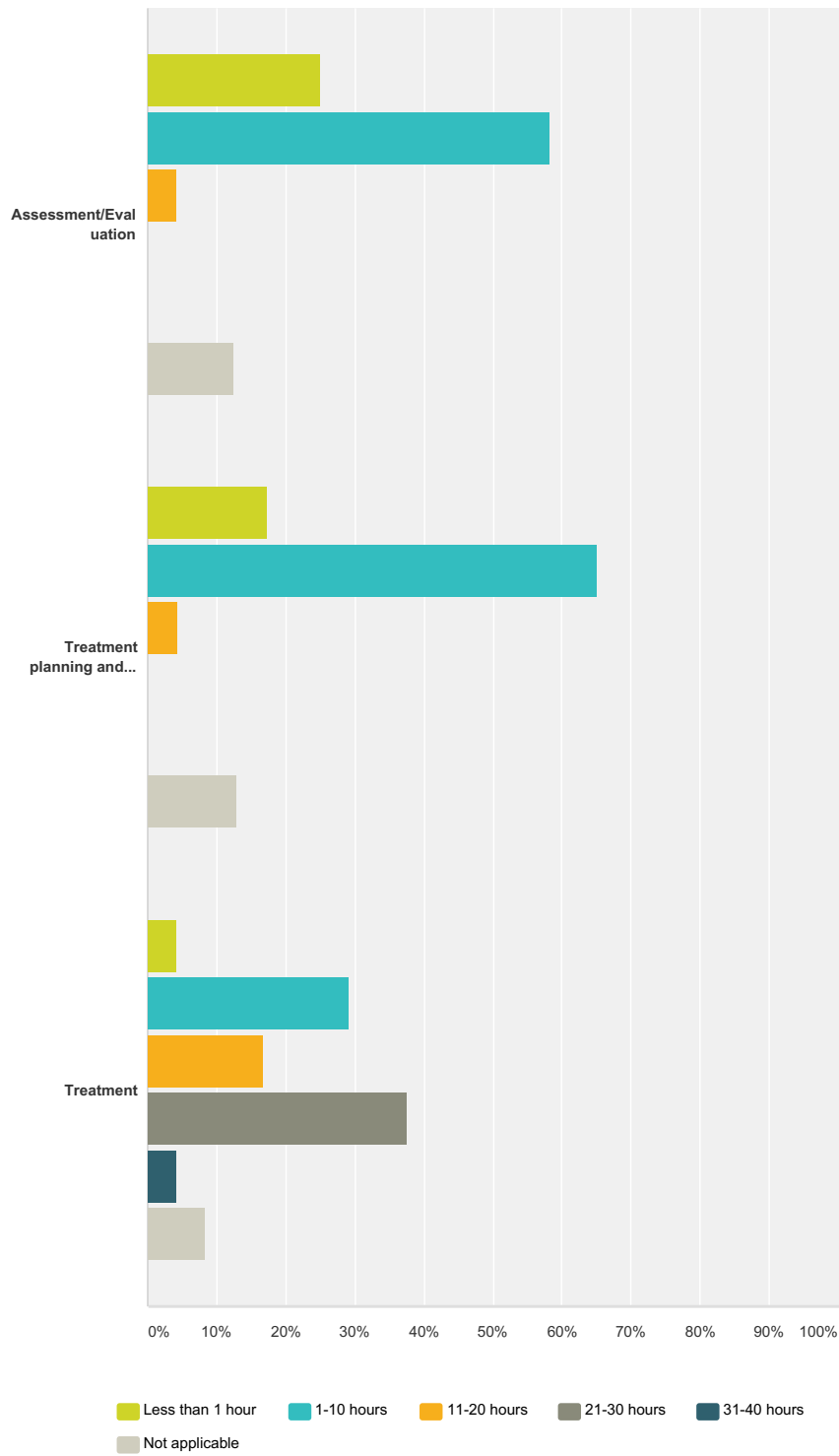
Demographic Survey - Clinical

	Less than 1 hour	1-5 hours	6-10 hours	11-20 hours	21-30 hours	31 or more hours	Not applicable	Total
Private practice	4.55% 1	13.64% 3	18.18% 4	13.64% 3	31.82% 7	0.00% 0	18.18% 4	22
Clinical employment (not private practice)	14.29% 2	7.14% 1	0.00% 0	21.43% 3	14.29% 2	21.43% 3	21.43% 3	14
Case management in both	16.67% 2	25.00% 3	16.67% 2	0.00% 0	0.00% 0	8.33% 1	33.33% 4	12

Demographic Survey - Clinical

Q70 For all direct patient care, indicate the average number of hours spent per week (excluding calls) on each major activity:

Answered: 24 Skipped: 4



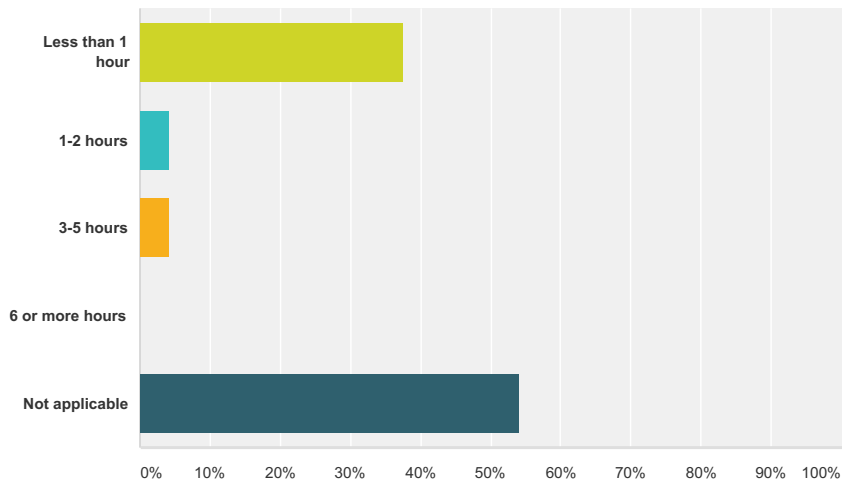
	Less than 1 hour	1-10 hours	11-20 hours	21-30 hours	31-40 hours	Not applicable	Total
Assessment/Evaluation	25.00% 6	58.33% 14	4.17% 1	0.00% 0	0.00% 0	12.50% 3	24
Treatment planning and team consultation	17.39% 4	65.22% 15	4.35% 1	0.00% 0	0.00% 0	13.04% 3	23

Demographic Survey - Clinical

Treatment	4.17% 1	29.17% 7	16.67% 4	37.50% 9	4.17% 1	8.33% 2	24
-----------	------------	-------------	-------------	-------------	------------	------------	----

Q71 What is the average number of hours per week devoted to administering and evaluation psychological tests?

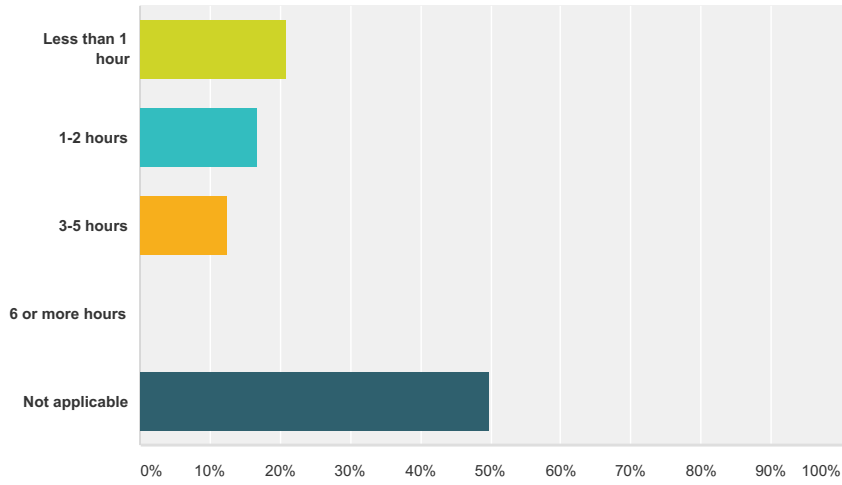
Answered: 24 Skipped: 4



Answer Choices	Responses	
Less than 1 hour	37.50%	9
1-2 hours	4.17%	1
3-5 hours	4.17%	1
6 or more hours	0.00%	0
Not applicable	54.17%	13
Total		24

Q72 What is the average number of hours per week you devote to telehealth services (i.e., therapy by telephone or over the Internet)?

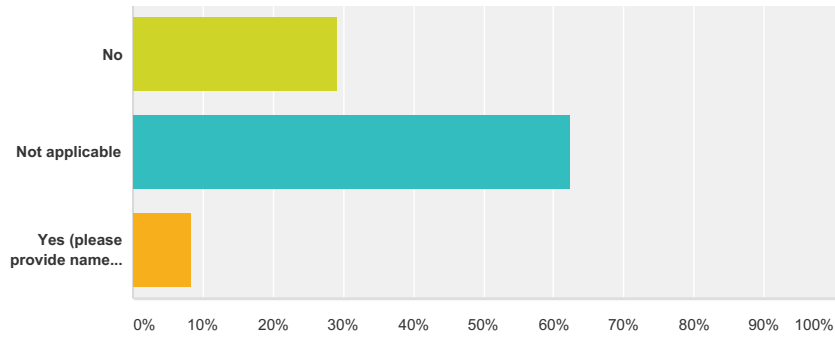
Answered: 24 Skipped: 4



Answer Choices	Responses	
Less than 1 hour	20.83%	5
1-2 hours	16.67%	4
3-5 hours	12.50%	3
6 or more hours	0.00%	0
Not applicable	50.00%	12
Total		24

Q73 Are you reimbursed for telehealth services?

Answered: 24 Skipped: 4

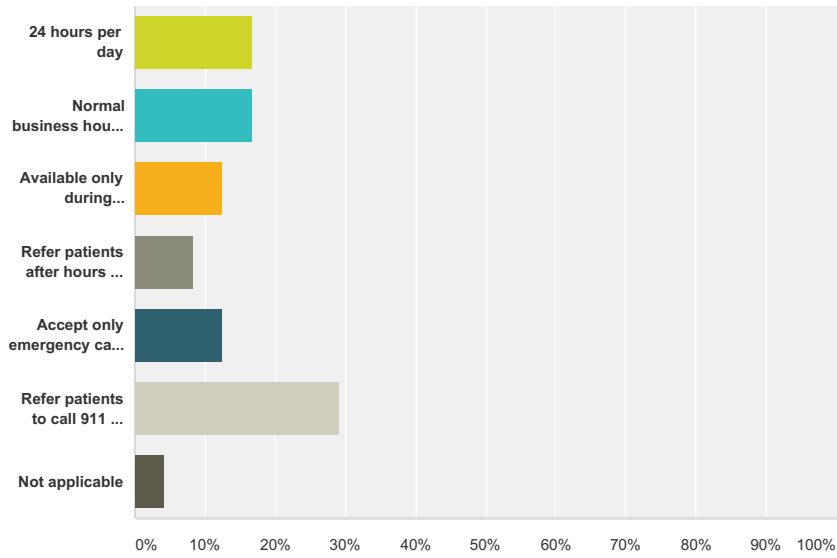


Answer Choices	Responses
No	29.17% 7
Not applicable	62.50% 15
Yes (please provide name of companies that reimburse)	8.33% 2
Total	24

#	Yes (please provide name of companies that reimburse)	Date
1	Client pays	1/16/2015 10:44 AM
2	Private pay	1/15/2015 3:31 PM

Q74 What hours are you on-call or available to patients?

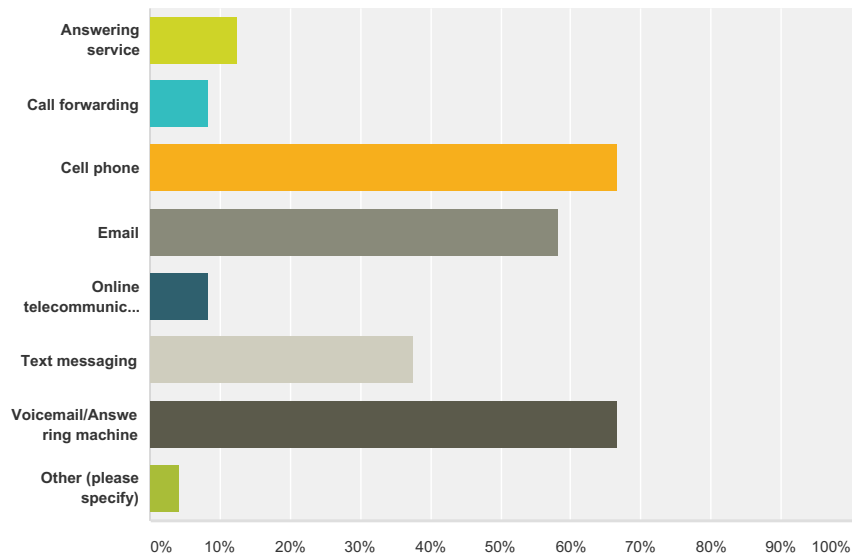
Answered: 24 Skipped: 4



Answer Choices	Responses
24 hours per day	16.67% 4
Normal business hours only	16.67% 4
Available only during appointed hours	12.50% 3
Refer patients after hours to service for emergency calls	8.33% 2
Accept only emergency calls after hours	12.50% 3
Refer patients to call 911 in case of emergency after hours	29.17% 7
Not applicable	4.17% 1
Total	24

Q75 What means do you use to be accessible to patients? (Check all that apply)

Answered: 24 Skipped: 4

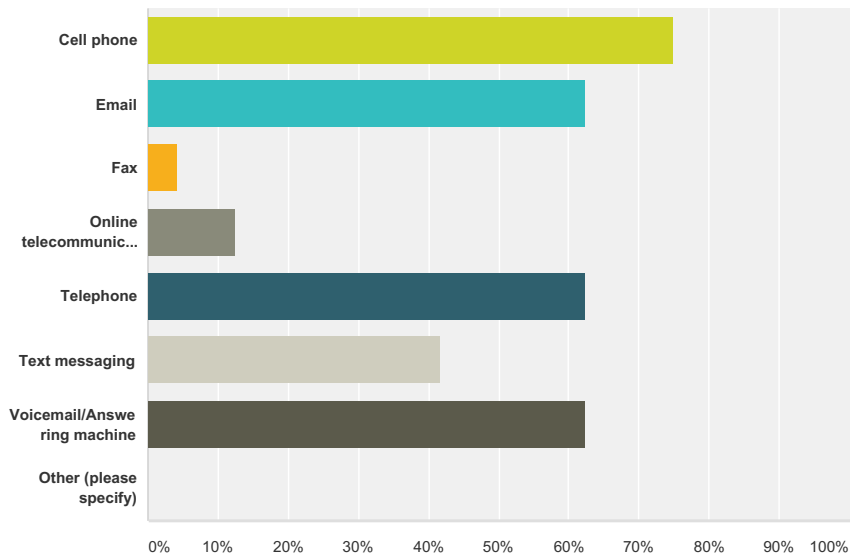


Answer Choices	Responses
Answering service	12.50% 3
Call forwarding	8.33% 2
Cell phone	66.67% 16
Email	58.33% 14
Online telecommunication (e.g., Skype, Facetime)	8.33% 2
Text messaging	37.50% 9
Voicemail/Answering machine	66.67% 16
Other (please specify)	4.17% 1
Total Respondents: 24	

#	Other (please specify)	Date
1	determined by employer	1/25/2015 6:43 PM

Q76 What methods do you use to communicate with patients? (Check all that apply)

Answered: 24 Skipped: 4



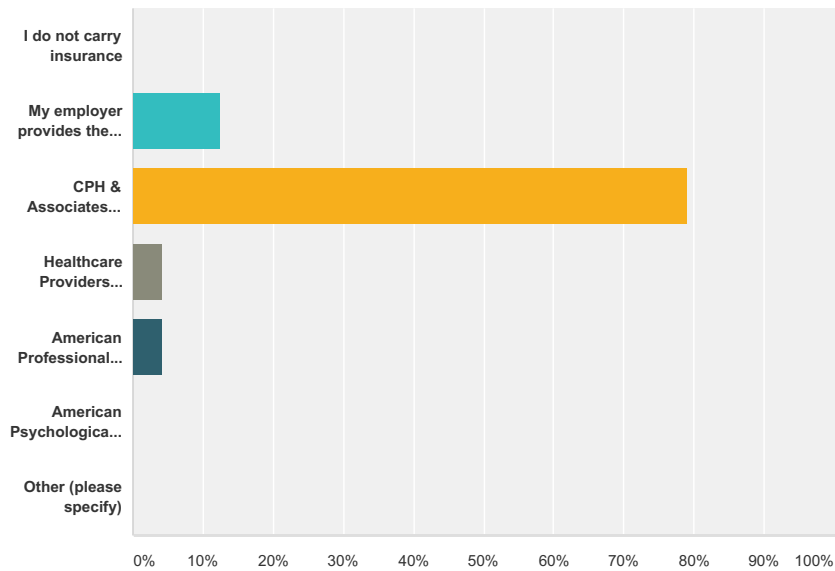
Answer Choices	Responses
Cell phone	75.00% 18
Email	62.50% 15
Fax	4.17% 1
Online telecommunication (e.g., Skype, Facetime)	12.50% 3
Telephone	62.50% 15
Text messaging	41.67% 10
Voicemail/Answering machine	62.50% 15
Other (please specify)	0.00% 0
Total Respondents: 24	

#	Other (please specify)	Date
	There are no responses.	

Demographic Survey - Clinical

Q77 Do you carry professional liability (malpractice) insurance, and if so, with whom?

Answered: 24 Skipped: 4



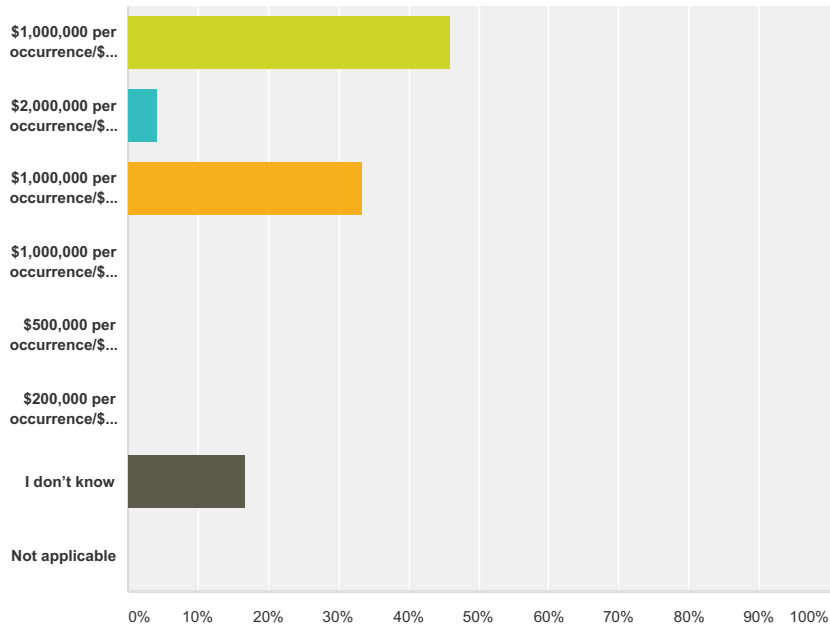
Answer Choices	Responses
I do not carry insurance	0.00% 0
My employer provides the insurance	12.50% 3
CPH & Associates (CAMFT endorsed plan)	79.17% 19
Healthcare Providers Service Organization by CAN	4.17% 1
American Professional Agency	4.17% 1
American Psychological Association Plan	0.00% 0
Other (please specify)	0.00% 0
Total	24

#	Other (please specify)	Date
	There are no responses.	

Demographic Survey - Clinical

Q78 What are the limits of your malpractice coverage?

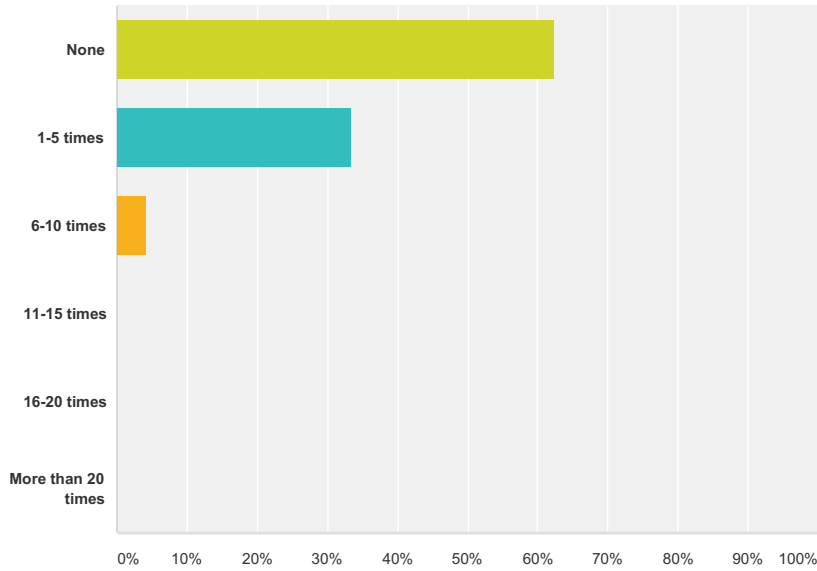
Answered: 24 Skipped: 4



Answer Choices	Responses
\$1,000,000 per occurrence/\$5,000,000 aggregate	45.83% 11
\$2,000,000 per occurrence/\$4,000,000 aggregate	4.17% 1
\$1,000,000 per occurrence/\$3,000,000 aggregate	33.33% 8
\$1,000,000 per occurrence/\$1,000,000 aggregate	0.00% 0
\$500,000 per occurrence/\$1,000,000 aggregate	0.00% 0
\$200,000 per occurrence/\$600,000 aggregate	0.00% 0
I don't know	16.67% 4
Not applicable	0.00% 0
Total	24

Q79 How many times have you been subpoenaed?

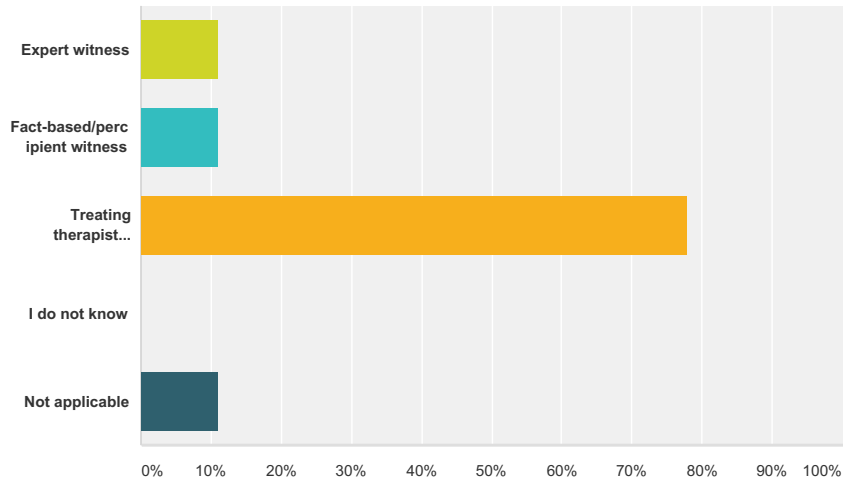
Answered: 24 Skipped: 4



Answer Choices	Responses
None	62.50% 15
1-5 times	33.33% 8
6-10 times	4.17% 1
11-15 times	0.00% 0
16-20 times	0.00% 0
More than 20 times	0.00% 0
Total	24

Q80 What type of witness were you in a majority of these claims?

Answered: 9 Skipped: 19

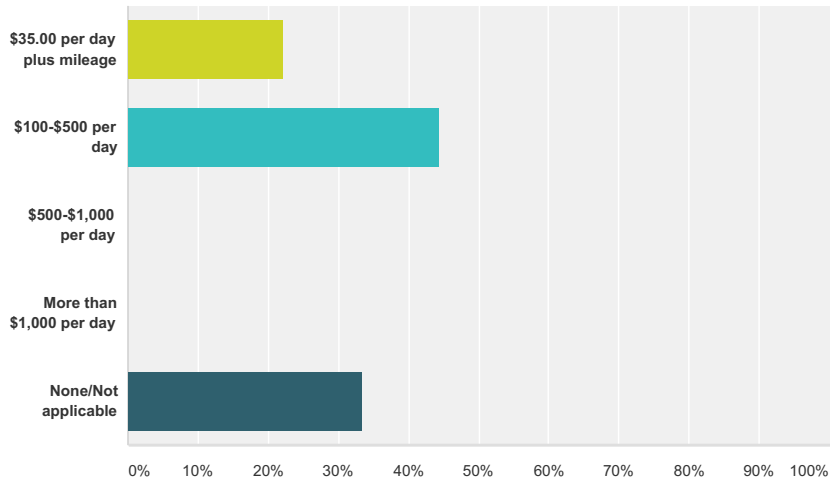


Answer Choices	Responses
Expert witness	11.11% 1
Fact-based/percipient witness	11.11% 1
Treating therapist witness	77.78% 7
I do not know	0.00% 0
Not applicable	11.11% 1
Total Respondents: 9	

Demographic Survey - Clinical

Q81 How much on average were you reimbursed for witness fees?

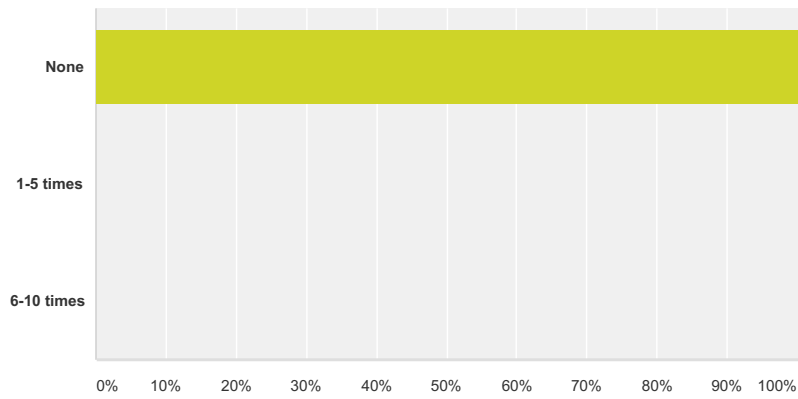
Answered: 9 Skipped: 19



Answer Choices	Responses
\$35.00 per day plus mileage	22.22% 2
\$100-\$500 per day	44.44% 4
\$500-\$1,000 per day	0.00% 0
More than \$1,000 per day	0.00% 0
None/Not applicable	33.33% 3
Total	9

Q82 How many times have you had to file an incident report with malpractice insurance?

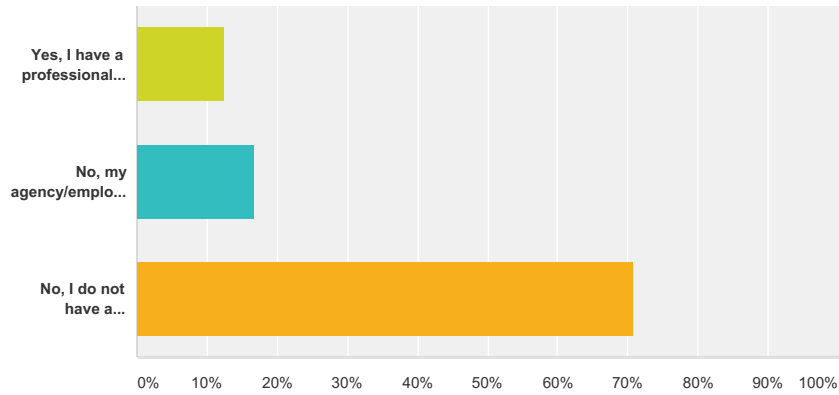
Answered: 24 Skipped: 4



Answer Choices	Responses	
None	100.00%	24
1-5 times	0.00%	0
6-10 times	0.00%	0
Total		24

Q83 Do you have a professional will in place?

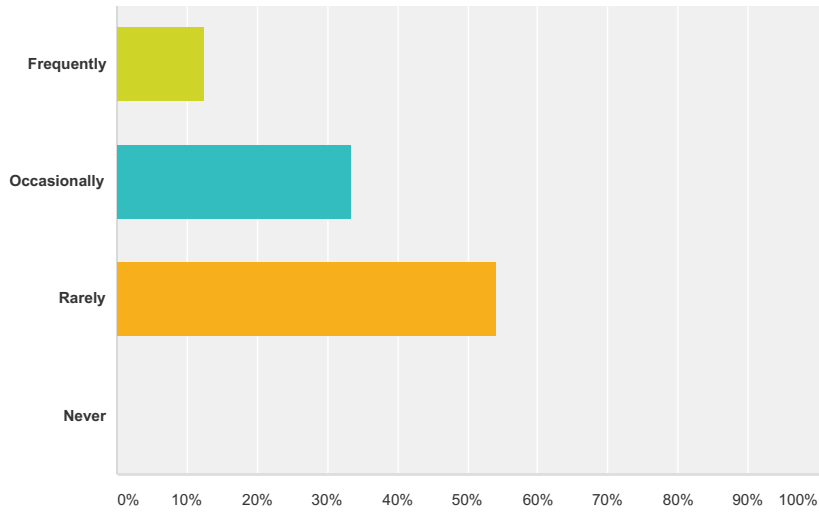
Answered: 24 Skipped: 4



Answer Choices	Responses
Yes, I have a professional will in place	12.50% 3
No, my agency/employer has a policy in place	16.67% 4
No, I do not have a professional will in place	70.83% 17
Total	24

Q84 How often do you seek legal, ethical, or clinical consultation each month?

Answered: 24 Skipped: 4

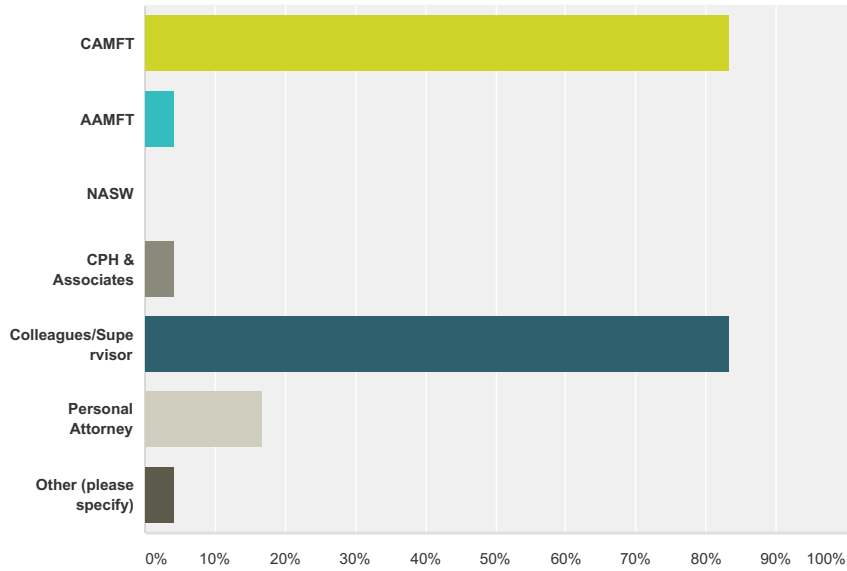


Answer Choices	Responses	
Frequently	12.50%	3
Occasionally	33.33%	8
Rarely	54.17%	13
Never	0.00%	0
Total		24

Demographic Survey - Clinical

Q85 From whom do you receive consultation? (Check all that apply)

Answered: 24 Skipped: 4



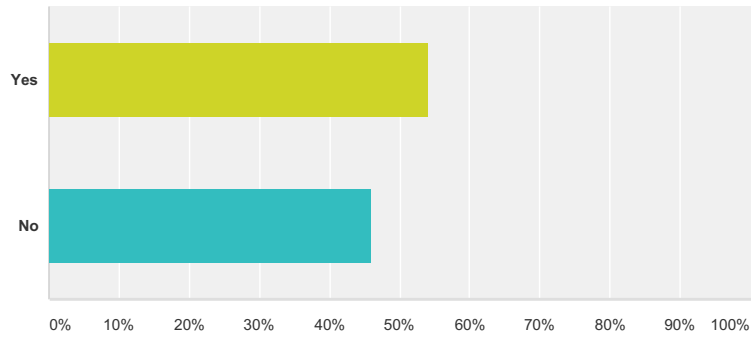
Answer Choices	Responses
CAMFT	83.33% 20
AAMFT	4.17% 1
NASW	0.00% 0
CPH & Associates	4.17% 1
Colleagues/Supervisor	83.33% 20
Personal Attorney	16.67% 4
Other (please specify)	4.17% 1
Total Respondents: 24	

#	Other (please specify)	Date
1	Private consultant	1/15/2015 4:52 PM

Demographic Survey - Clinical

Q86 If you could bill Medicare, would you?

Answered: 24 Skipped: 4

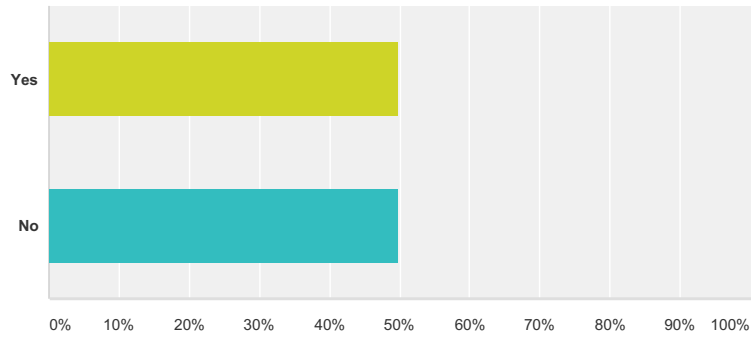


Answer Choices	Responses	
Yes	54.17%	13
No	45.83%	11
Total		24

Demographic Survey - Clinical

Q87 Would you consider working at a federally qualified health center?

Answered: 24 Skipped: 4

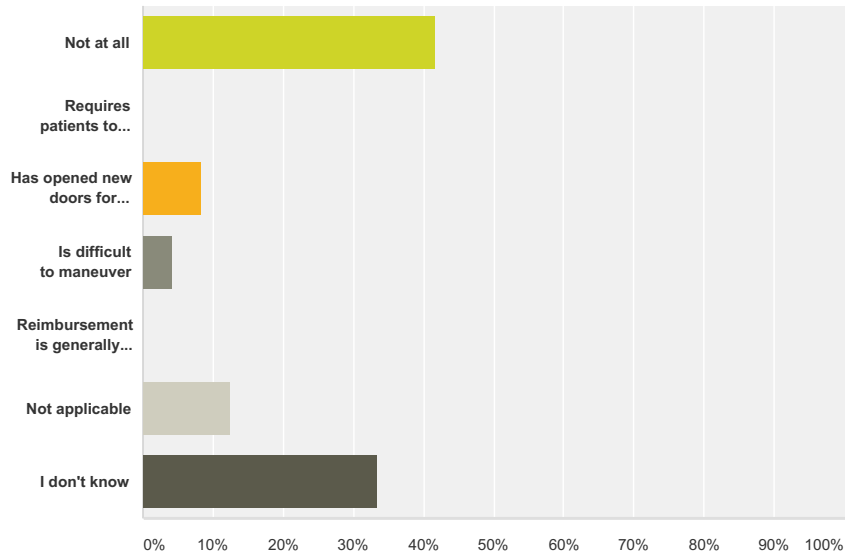


Answer Choices	Responses	
Yes	50.00%	12
No	50.00%	12
Total		24

#	I am currently working at a federally qualified health center (please provide name of center)	Date
	There are no responses.	

Q88 How has the passage of the parity law affected your employment/practice?

Answered: 24 Skipped: 4

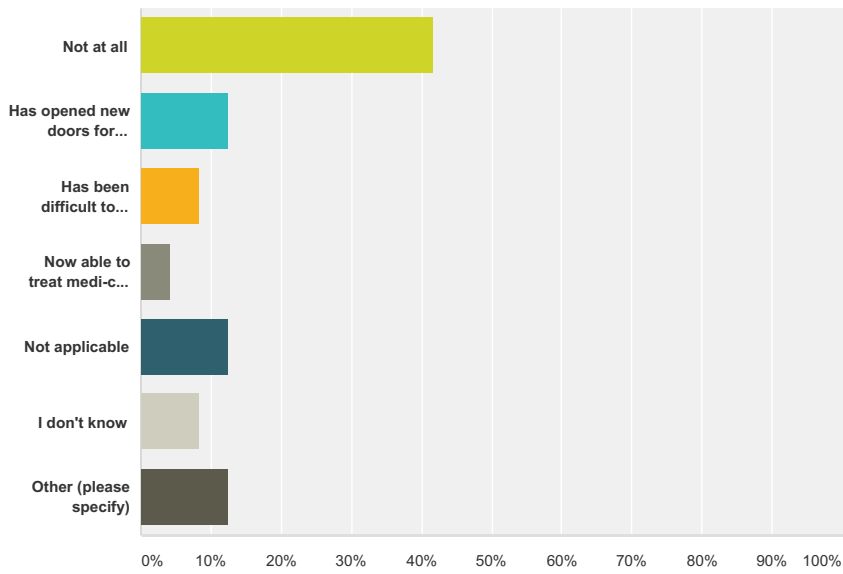


Answer Choices	Responses
Not at all	41.67% 10
Requires patients to first be evaluated by physicians/psychologist	0.00% 0
Has opened new doors for employment/treatment	8.33% 2
Is difficult to maneuver	4.17% 1
Reimbursement is generally denied regardless of "parity"	0.00% 0
Not applicable	12.50% 3
I don't know	33.33% 8
Total	24

#	Other (please specify)	Date
	There are no responses.	

Q89 How has the passage of the Affordable Care Act affected your employment/practice?

Answered: 24 Skipped: 4



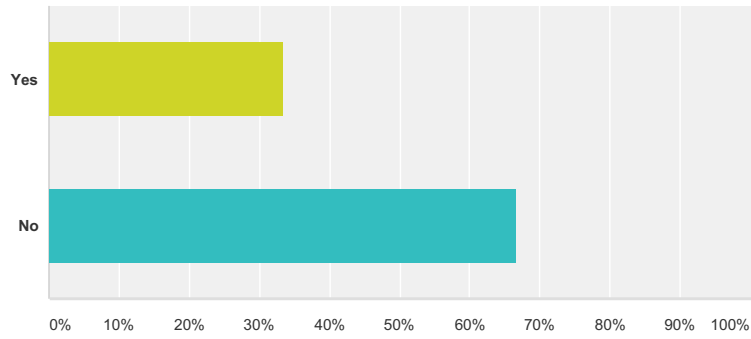
Answer Choices	Responses
Not at all	41.67% 10
Has opened new doors for employment/treatment	12.50% 3
Has been difficult to understand	8.33% 2
Now able to treat medi-cal clients	4.17% 1
Not applicable	12.50% 3
I don't know	8.33% 2
Other (please specify)	12.50% 3
Total	24

#	Other (please specify)	Date
1	Vastly decreased insurance compensatio	1/25/2015 8:05 PM
2	My region does not have enough medi cal providers to handle all the new clients	1/20/2015 8:30 AM
3	Am overwhelmed with new referrals. Cannot see all of them.	1/16/2015 10:53 AM

Demographic Survey - Clinical

Q90 Do you supervise interns and/or trainees?

Answered: 24 Skipped: 4

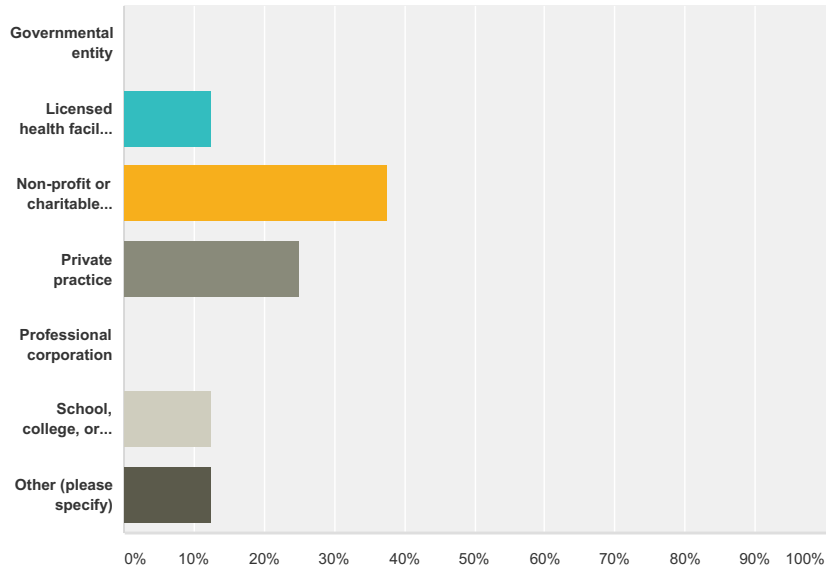


Answer Choices	Responses	
Yes	33.33%	8
No	66.67%	16
Total		24

Demographic Survey - Clinical

Q91 In which setting do you provide supervision?

Answered: 8 Skipped: 20

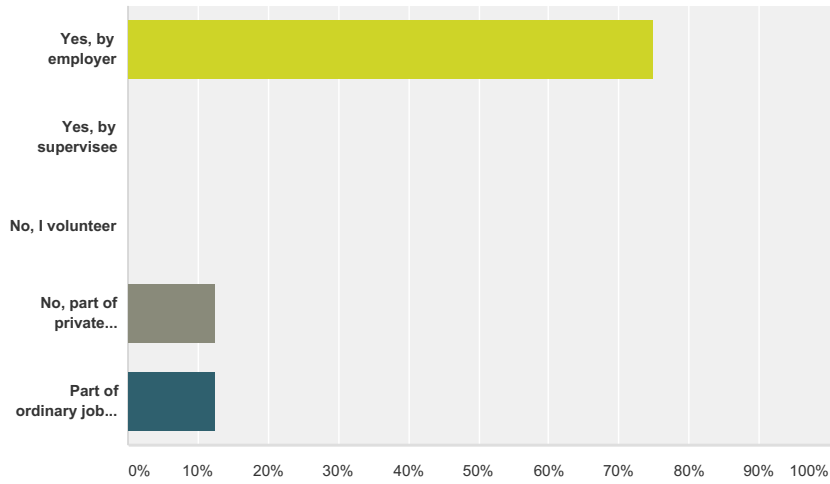


Answer Choices	Responses
Governmental entity	0.00% 0
Licensed health facility (e.g., hospital)	12.50% 1
Non-profit or charitable corporation	37.50% 3
Private practice	25.00% 2
Professional corporation	0.00% 0
School, college, or university	12.50% 1
Other (please specify)	12.50% 1
Total Respondents: 8	

#	Other (please specify)	Date
1	County community health	1/16/2015 3:40 AM

Q92 Are you paid for the supervision you provide?

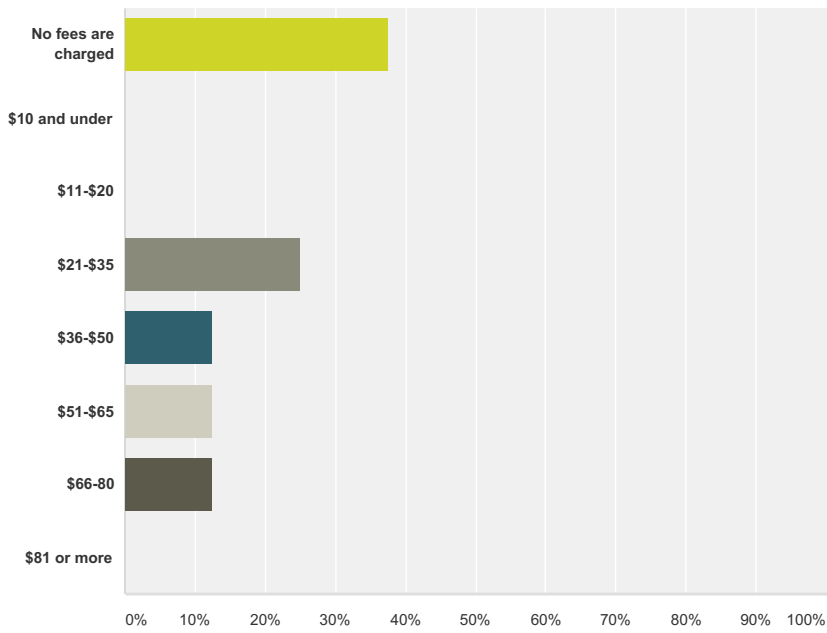
Answered: 8 Skipped: 20



Answer Choices	Responses
Yes, by employer	75.00% 6
Yes, by supervisee	0.00% 0
No, I volunteer	0.00% 0
No, part of private practice overhead	12.50% 1
Part of ordinary job duties	12.50% 1
Total	8

Q93 What is the usual and customary fee charged to clients for the services of the intern(s) and/or trainee(s) you supervise?

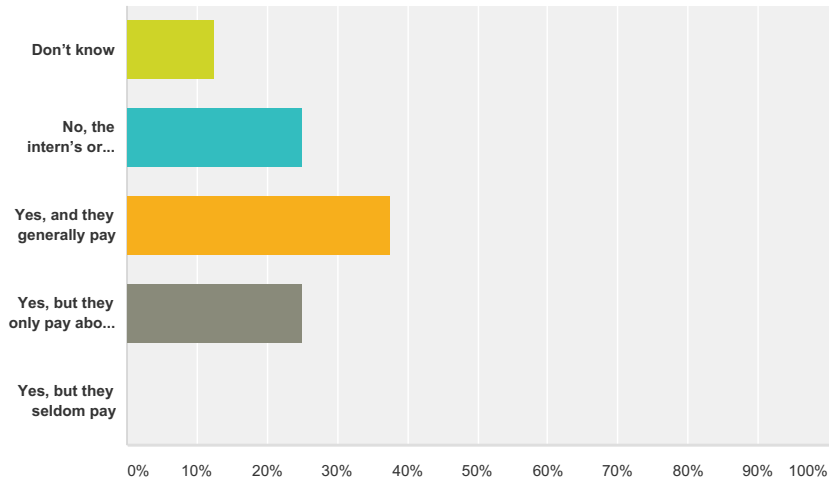
Answered: 8 Skipped: 20



Answer Choices	Responses	Count
No fees are charged	37.50%	3
\$10 and under	0.00%	0
\$11-\$20	0.00%	0
\$21-\$35	25.00%	2
\$36-\$50	12.50%	1
\$51-\$65	12.50%	1
\$66-\$80	12.50%	1
\$81 or more	0.00%	0
Total		8

Q94 Are third-party payers generally billed for the interns' or trainees' services?

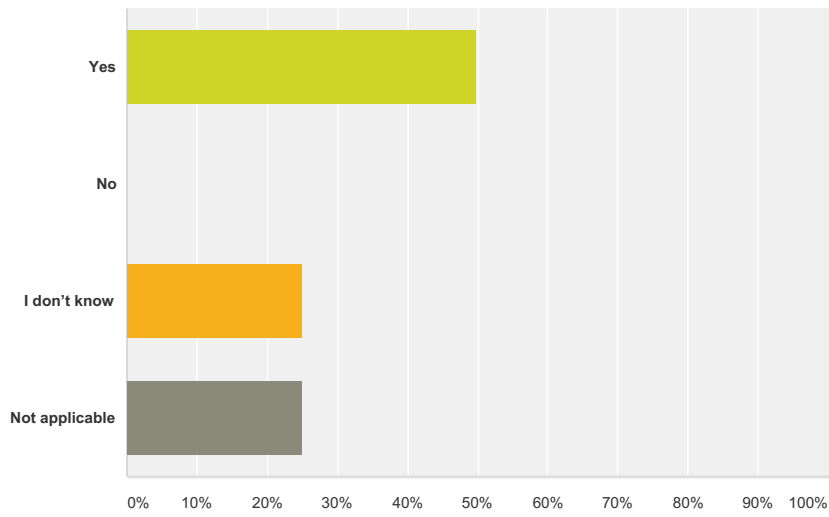
Answered: 8 Skipped: 20



Answer Choices	Responses
Don't know	12.50% 1
No, the intern's or trainee's services are not billed to third parties	25.00% 2
Yes, and they generally pay	37.50% 3
Yes, but they only pay about fifty percent of the time	25.00% 2
Yes, but they seldom pay	0.00% 0
Total	8

Q95 If third parties are billed for intern or trainee services, is it disclosed that the intern or trainee was the provider?

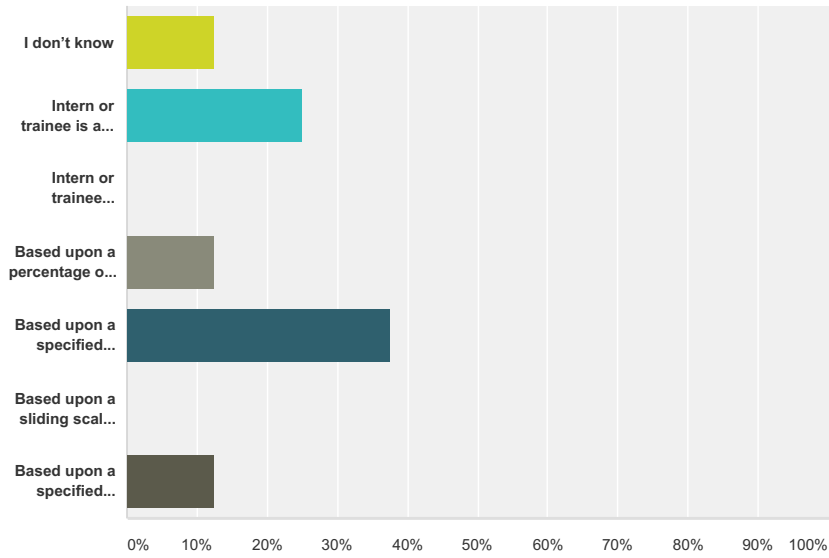
Answered: 8 Skipped: 20



Answer Choices	Responses	
Yes	50.00%	4
No	0.00%	0
I don't know	25.00%	2
Not applicable	25.00%	2
Total		8

Q96 How is the intern's or trainee's wage determined?

Answered: 8 Skipped: 20

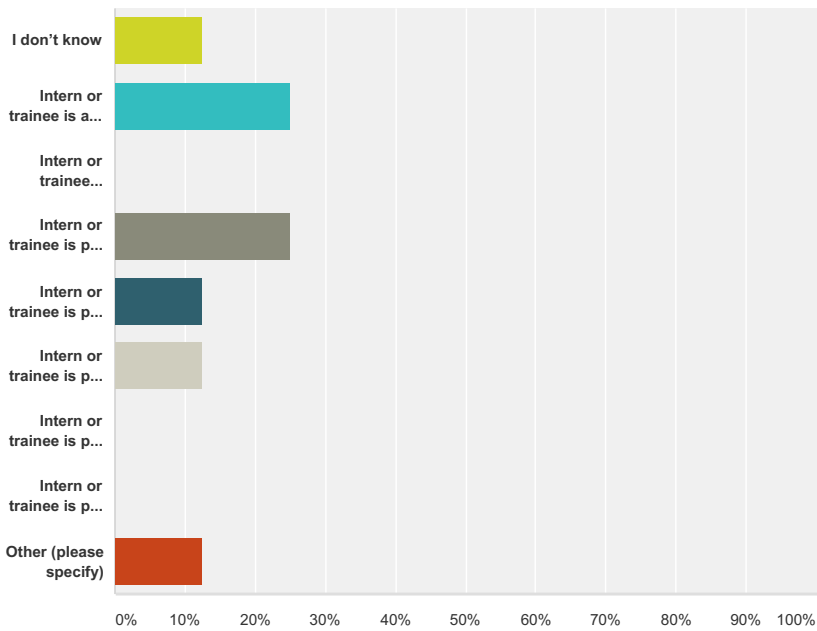


Answer Choices	Responses
I don't know	12.50% 1
Intern or trainee is an unpaid volunteer	25.00% 2
Intern or trainee received only a nominal stipend to cover/offset volunteer expenses	0.00% 0
Based upon a percentage of the fees generated	12.50% 1
Based upon a specified amount per hour	37.50% 3
Based upon a sliding scale depending upon client volume	0.00% 0
Based upon a specified amount per week/month/year	12.50% 1
Total	8

Demographic Survey - Clinical

Q97 If the intern or trainee is paid, approximately how much does an intern or trainee get paid per hour?

Answered: 8 Skipped: 20

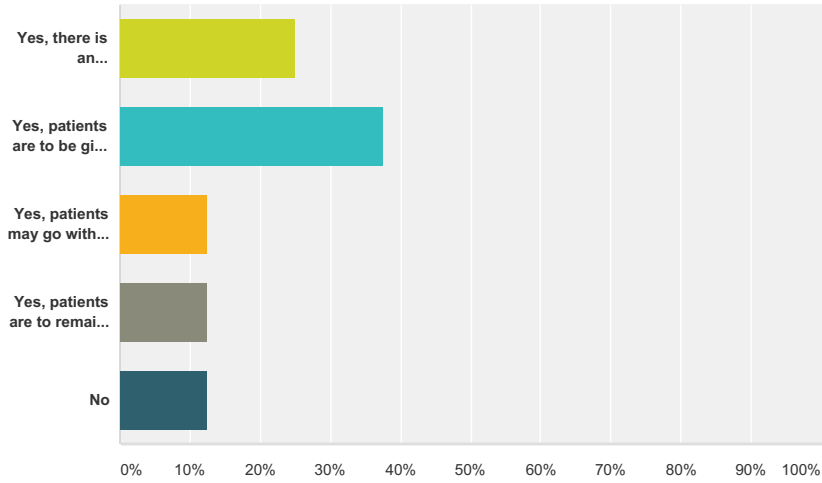


Answer Choices	Responses
I don't know	12.50% 1
Intern or trainee is an unpaid volunteer	25.00% 2
Intern or trainee receives approximately \$500 or less per month for actual expenses incurred as a volunteer	0.00% 0
Intern or trainee is paid approximately \$8-\$15 per hour	25.00% 2
Intern or trainee is paid approximately \$16-\$25 per hour	12.50% 1
Intern or trainee is paid approximately \$26-\$35 per hour	12.50% 1
Intern or trainee is paid approximately \$\$36-\$45 per hour	0.00% 0
Intern or trainee is paid \$46 or more per hour	0.00% 0
Other (please specify)	12.50% 1
Total	8

#	Other (please specify)	Date
1	50%	2/4/2015 9:20 AM

Q98 Is there a written understanding between the employer and intern(s) or trainee(s) and if so, does the written understanding specify what is to happen with patients when the employment relationship terminates?

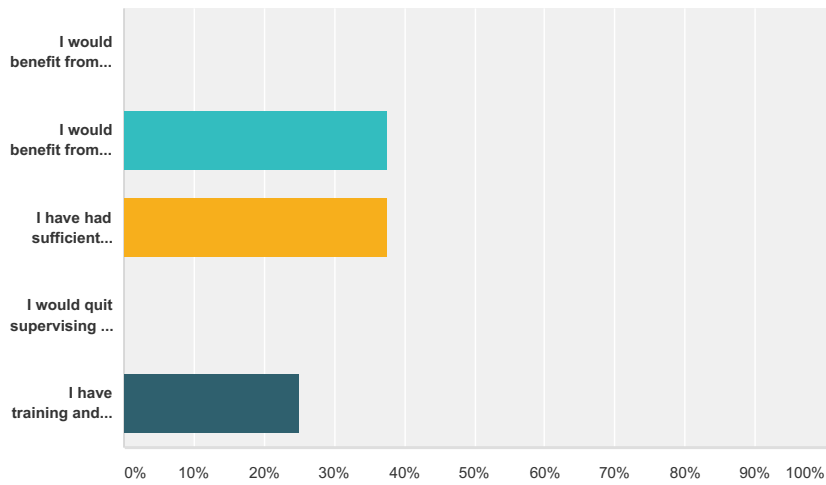
Answered: 8 Skipped: 20



Answer Choices	Responses
Yes, there is an understanding contract but it does not address this issue	25.00% 2
Yes, patients are to be given several options	37.50% 3
Yes, patients may go with intern/trainee as long as intern/trainee is working lawfully	12.50% 1
Yes, patients are to remain with intern's/trainee's employer	12.50% 1
No	12.50% 1
Total	8

Q99 Do you believe you have sufficient education, training, and experience to adequately provide supervision?

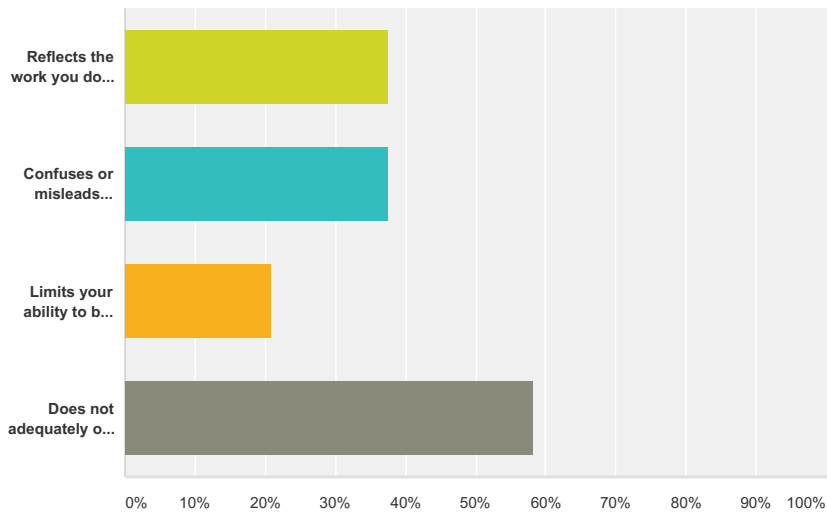
Answered: 8 Skipped: 20



Answer Choices	Responses
I would benefit from training, but do not have the time	0.00% 0
I would benefit from training and am interested in such an opportunity	37.50% 3
I have had sufficient training and experience in supervision and am not interested in more training	37.50% 3
I would quit supervising if I had to engage in more training	0.00% 0
I have training and would like more	25.00% 2
Total	8

Q100 Which of the following do you feel best describes the title Licensed Marriage and Family Therapist: (Check all that apply)

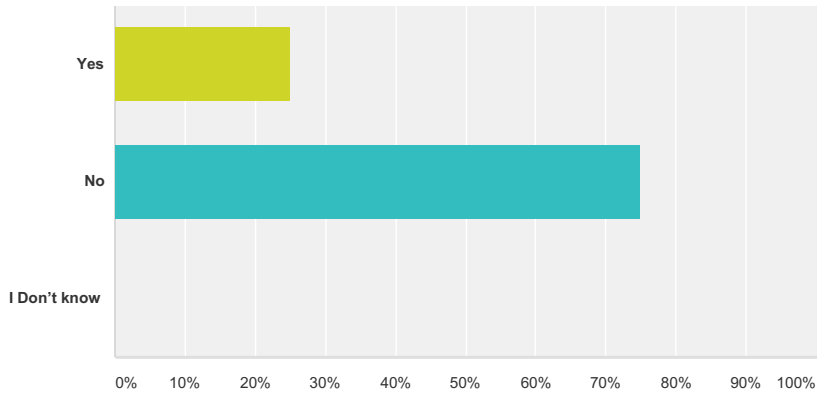
Answered: 24 Skipped: 4



Answer Choices	Responses
Reflects the work you do with clients	37.50% 9
Confuses or misleads clients	37.50% 9
Limits your ability to be hired and/or provide services in employment	20.83% 5
Does not adequately or accurately reflect the work you do with clients	58.33% 14
Total Respondents: 24	

Q101 Are you and/or your employer a BBS-approved continuing education provider?

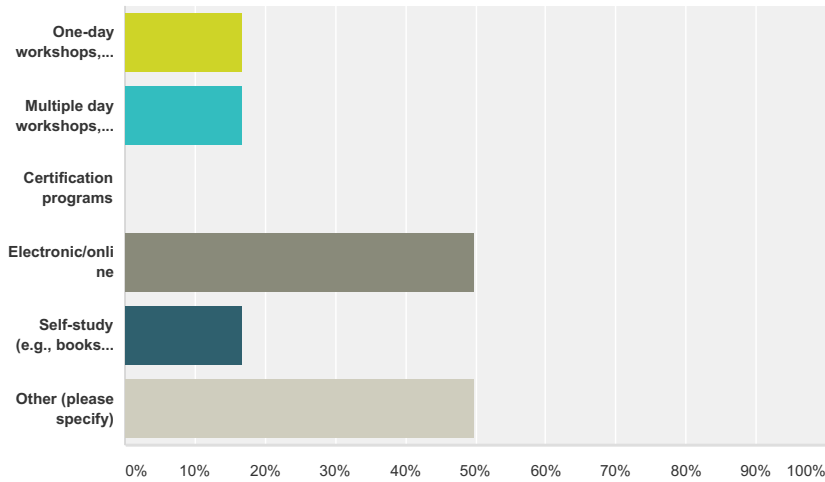
Answered: 24 Skipped: 4



Answer Choices	Responses	
Yes	25.00%	6
No	75.00%	18
I Don't know	0.00%	0
Total		24

Q102 Which method do you use to offer CE coursework? (Check all that apply)

Answered: 6 Skipped: 22

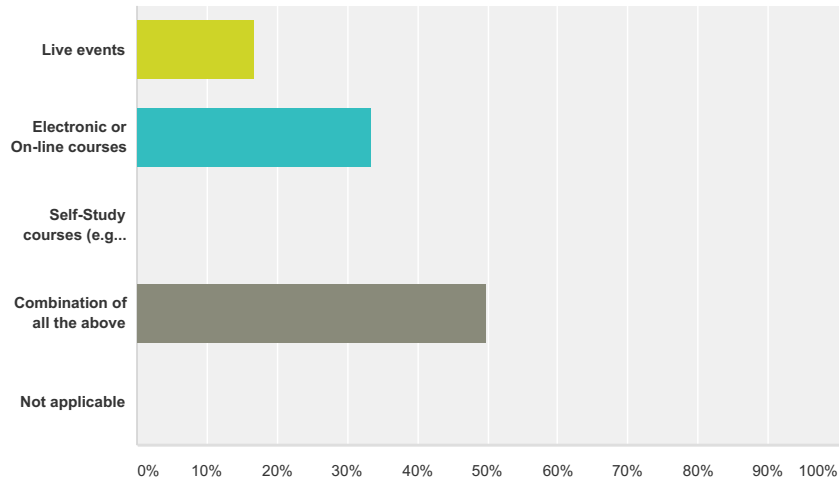


Answer Choices	Responses
One-day workshops, conferences, trainings, etc.	16.67% 1
Multiple day workshops, conferences, trainings, etc.	16.67% 1
Certification programs	0.00% 0
Electronic/online	50.00% 3
Self-study (e.g., books, articles, audio/video recordings)	16.67% 1
Other (please specify)	50.00% 3
Total Respondents: 6	

#	Other (please specify)	Date
1	one and two hour lectures	2/4/2015 9:22 AM
2	Unknown. Handle by others who have this respons	1/25/2015 6:50 PM
3	I am not involved in this aspect of my company	1/16/2015 10:17 AM

Q103 How do you prefer to fulfill your CE requirements?

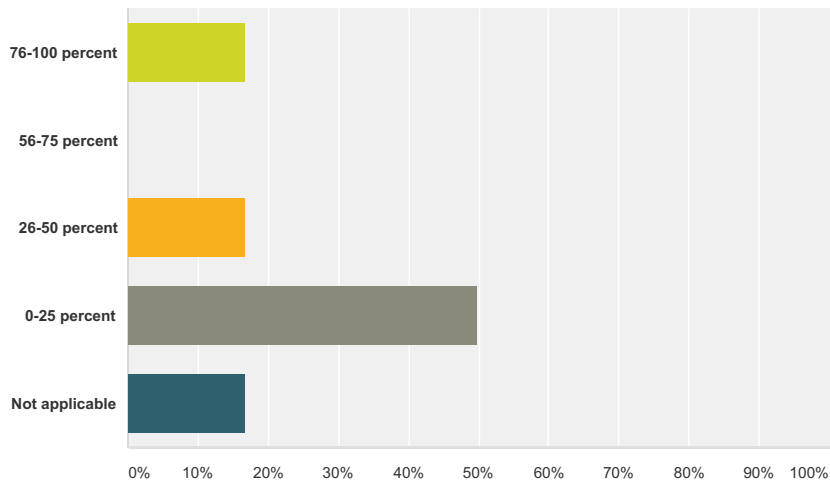
Answered: 6 Skipped: 22



Answer Choices	Responses
Live events	16.67% 1
Electronic or On-line courses	33.33% 2
Self-Study courses (e.g., reading, watching video recordings, listening to audio-tapes)	0.00% 0
Combination of all the above	50.00% 3
Not applicable	0.00% 0
Total	6

Q104 What percentage of your total CE per renewal cycle do you obtain via CAMFT education opportunities?

Answered: 6 Skipped: 22

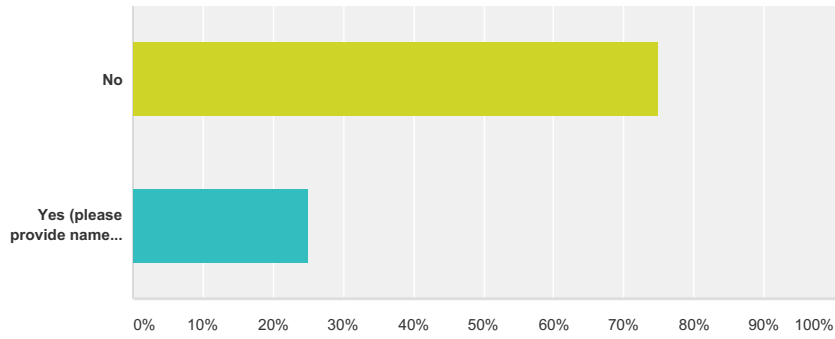


Answer Choices	Responses	
76-100 percent	16.67%	1
56-75 percent	0.00%	0
26-50 percent	16.67%	1
0-25 percent	50.00%	3
Not applicable	16.67%	1
Total		6

Demographic Survey - Clinical

Q105 Are you a member of another professional association?

Answered: 24 Skipped: 4

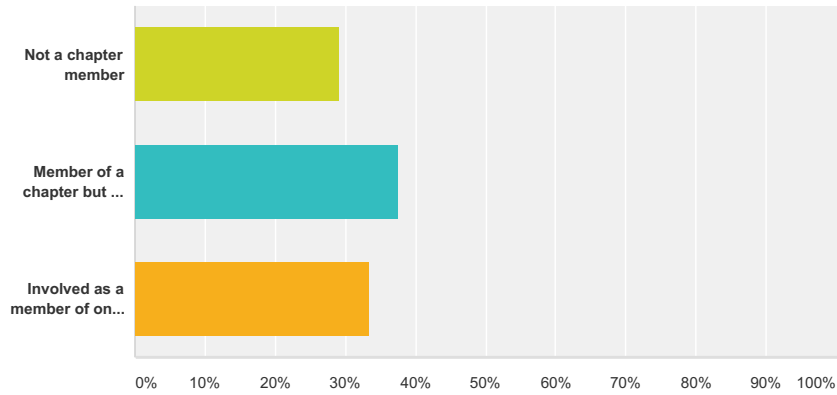


Answer Choices	Responses
No	75.00% 18
Yes (please provide name of association)	25.00% 6
Total	24

#	Yes (please provide name of association)	Date
1	many, mostly sexological: AASECT, WAS, SSSS	2/4/2015 9:22 AM
2	AAMFT	1/25/2015 8:07 PM
3	Board Certified Professional Counselor with Assoc. of Psychotherapist	1/19/2015 11:54 AM
4	ICISF	1/16/2015 10:18 AM
5	AAMFT, CAMFT, EAGALA,	1/16/2015 5:42 AM
6	AAMFT	1/15/2015 5:42 PM

Q106 Are you involved in one or more CAMFT Chapters?

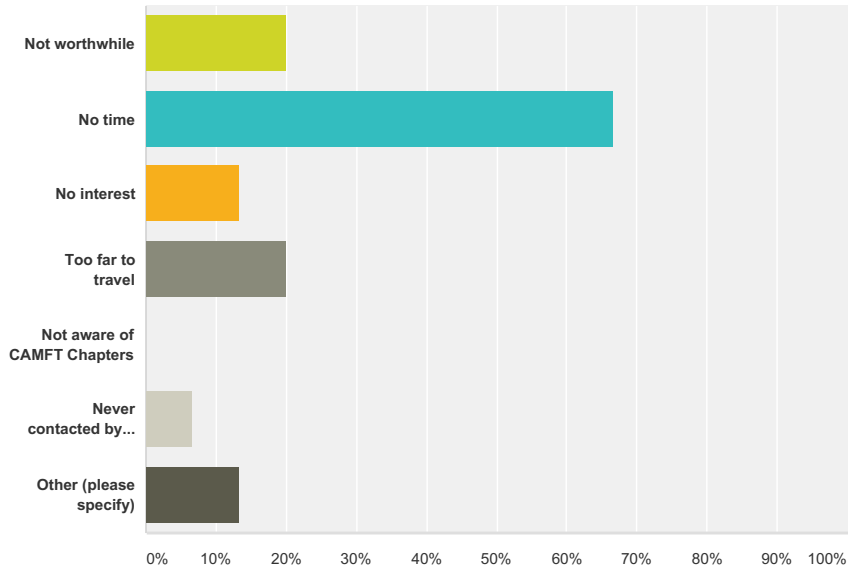
Answered: 24 Skipped: 4



Answer Choices	Responses
Not a chapter member	29.17% 7
Member of a chapter but not involved	37.50% 9
Involved as a member of one or more chapters	33.33% 8
Total	24

Q107 Why aren't you involved in a CAMFT Chapter?

Answered: 15 Skipped: 13



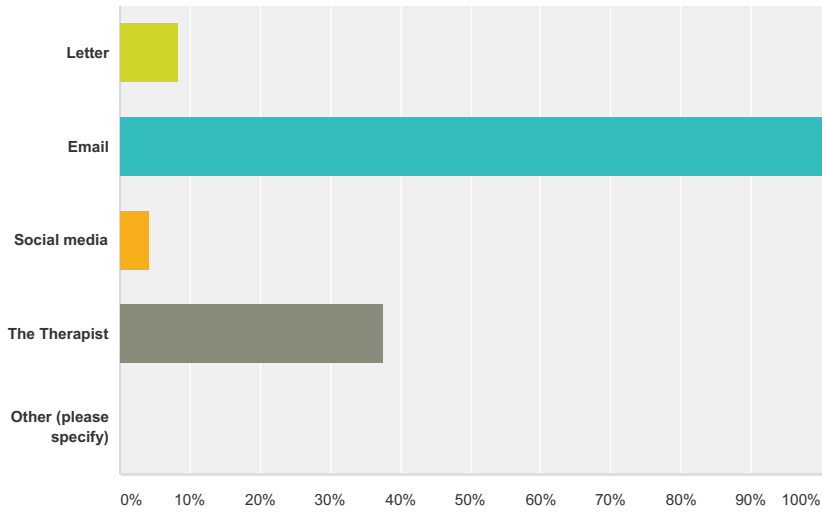
Answer Choices	Responses
Not worthwhile	20.00% 3
No time	66.67% 10
No interest	13.33% 2
Too far to travel	20.00% 3
Not aware of CAMFT Chapters	0.00% 0
Never contacted by a Chapter	6.67% 1
Other (please specify)	13.33% 2
Total Respondents: 15	

#	Other (please specify)	Date
1	during work hours	1/15/2015 4:39 PM
2	newly joined	1/15/2015 4:15 PM

Demographic Survey - Clinical

Q108 How do you prefer to receive communications from CAMFT?

Answered: 24 Skipped: 4

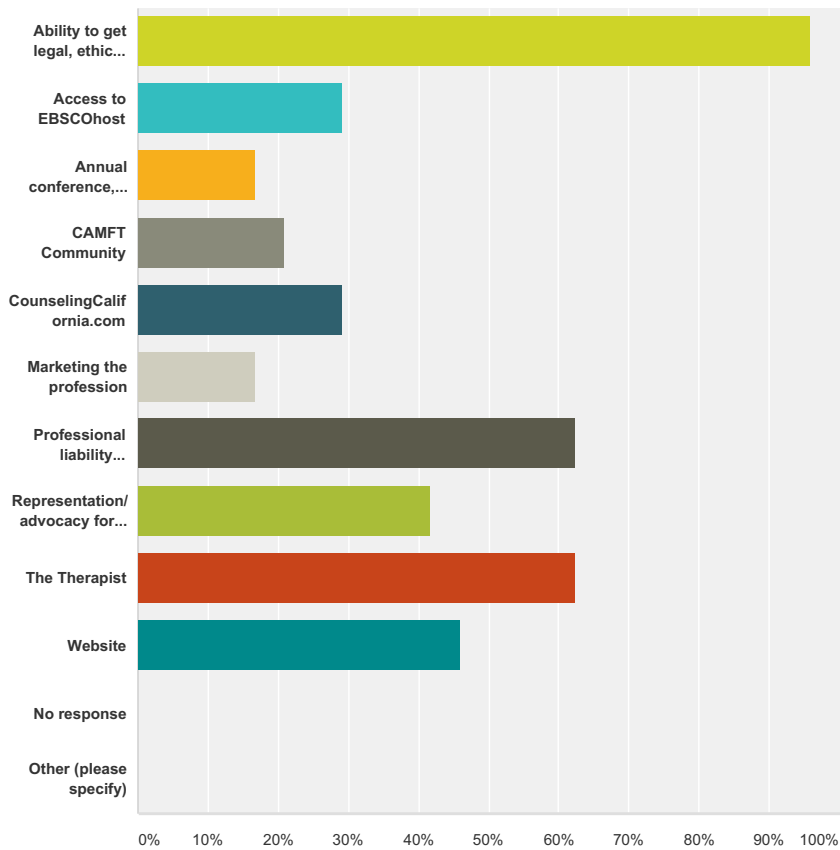


Answer Choices	Responses
Letter	8.33% 2
Email	100.00% 24
Social media	4.17% 1
The Therapist	37.50% 9
Other (please specify)	0.00% 0
Total Respondents: 24	

#	Other (please specify)	Date
	There are no responses.	

Q109 What CAMFT member benefits do you consider to be most beneficial? (Check all that apply)

Answered: 24 Skipped: 4

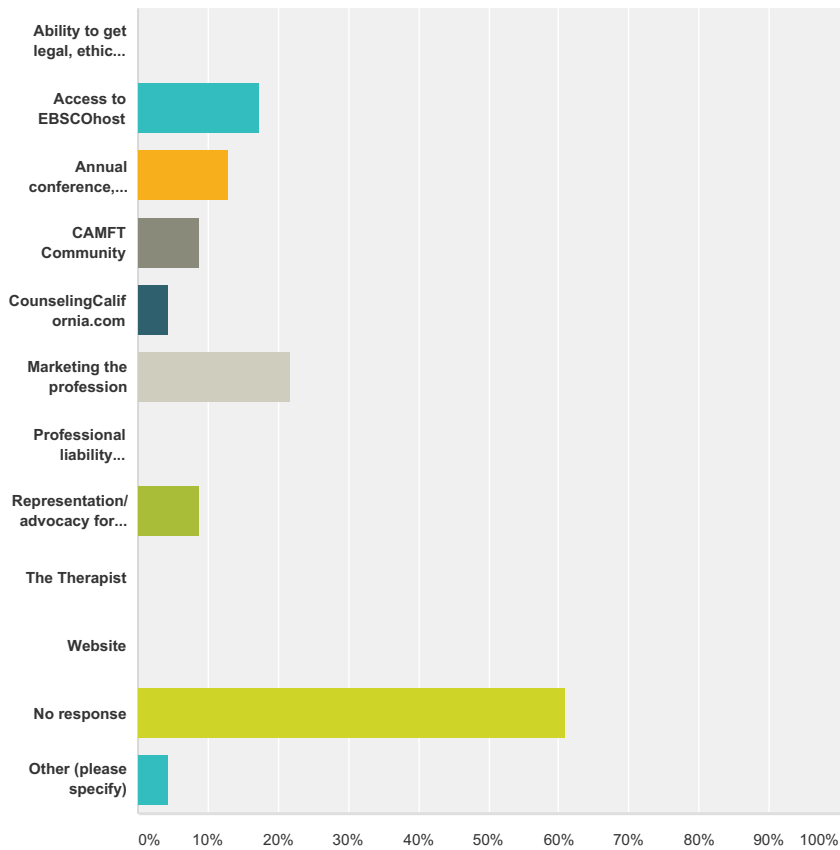


Answer Choices	Responses
Ability to get legal, ethical and business questions answered	95.83% 23
Access to EBSCOhost	29.17% 7
Annual conference, Fall Symposium and workshops	16.67% 4
CAMFT Community	20.83% 5
CounselingCalifornia.com	29.17% 7
Marketing the profession	16.67% 4
Professional liability insurance	62.50% 15
Representation/advocacy for the profession	41.67% 10
The Therapist	62.50% 15
Website	45.83% 11
No response	0.00% 0
Other (please specify)	0.00% 0
Total Respondents: 24	

#	Other (please specify)	Date
	There are no responses.	

Q110 What CAMFT member benefits do you consider to be least beneficial? (Check all that apply)

Answered: 23 Skipped: 5

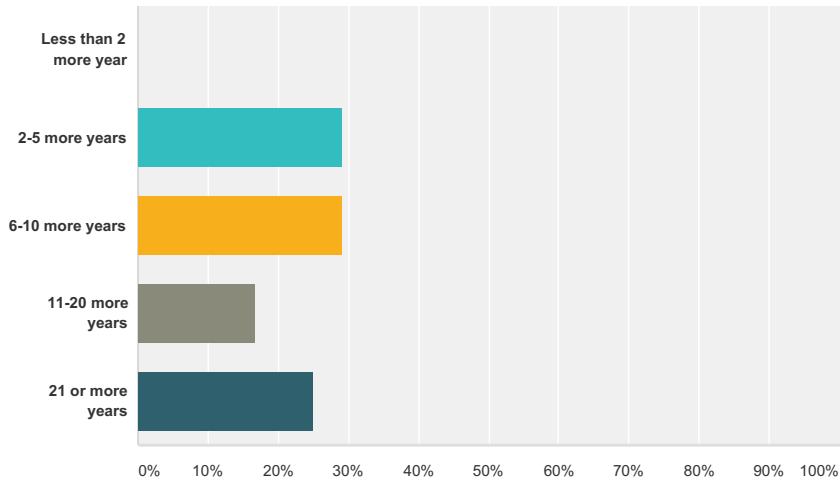


Answer Choices	Responses
Ability to get legal, ethical and business questions answered	0.00% 0
Access to EBSCOhost	17.39% 4
Annual conference, Fall Symposium and workshops	13.04% 3
CAMFT Community	8.70% 2
CounselingCalifornia.com	4.35% 1
Marketing the profession	21.74% 5
Professional liability insurance	0.00% 0
Representation/advocacy for the profession	8.70% 2
The Therapist	0.00% 0
Website	0.00% 0
No response	60.87% 14
Other (please specify)	4.35% 1
Total Respondents: 23	

#	Other (please specify)	Date
1	Advocacy/marketing to the public is not done	1/15/2015 4:55 PM

Q111 I expect to remain a member of CAMFT:

Answered: 24 Skipped: 4



Answer Choices	Responses
Less than 2 more year	0.00% 0
2-5 more years	29.17% 7
6-10 more years	29.17% 7
11-20 more years	16.67% 4
21 or more years	25.00% 6
Total	24

Demographic Survey - Clinical

Q112 Comments/Feedback

Answered: 1 Skipped: 27

#	Responses	Date
1	Questionnaire is way too long!!!	1/15/2015 4:55 PM

Demographic Survey - Clinical

Q113 Additional questions you would like to see in future demographic surveys:

Answered: 2 Skipped: 26

#	Responses	Date
1	Are you: Straight, Lesbian, Gay male, Bisexual, Queer	2/4/2015 9:25 AM
2	What to do about the low compensation from ins co.	1/25/2015 8:10 PM

Demographic Survey - Clinical

Q114 To be entered in the drawing for a free annual membership, please include your name as it appears on CAMFT records and your email address.

Answered: 17 Skipped: 11

#	Responses	Date
1	Robert Koyle rkoyle@sbcglobal.net	2/6/2015 4:51 PM
2	Daniel R. Jongeward, LMFT djongeward4005@gmail.com	2/4/2015 12:17 PM
3	Stephen M Harmon sharmon@dc.rr.com	2/4/2015 11:55 AM
4	Winston Wilde docwilde@verizon.net	2/4/2015 9:25 AM
5	A. Susan M Murphy Asmmurph@aol.com	1/25/2015 8:10 PM
6	Dona J. Clair, LMFT clairmft@gmail.com	1/20/2015 8:33 AM
7	Dr. Sybil Stafford, LMFT	1/19/2015 11:56 AM
8	Lisa surace Lsurace35@yahoo.com	1/16/2015 11:51 AM
9	Nancy L. Shannon, Psy.D., LMFT sagetherapy@dc.rr.com	1/16/2015 11:07 AM
10	James M Donckels Donckels.woods@Verizon.net	1/16/2015 10:22 AM
11	Walter K. Bloch wbloch@jfsdesert.org	1/16/2015 9:56 AM
12	Poonam Natha poonam.natha@yahoo.com	1/16/2015 3:44 AM
13	Patricia Carberry pacarberry@aol.com	1/15/2015 6:35 PM
14	Jondra Pennington jondra@gmail.com	1/15/2015 5:43 PM
15	Linda Shestock lshestock@aol.com	1/15/2015 4:55 PM
16	Larry Goodman	1/15/2015 4:55 PM
17	Kristy Kay Labardee	1/15/2015 4:39 PM