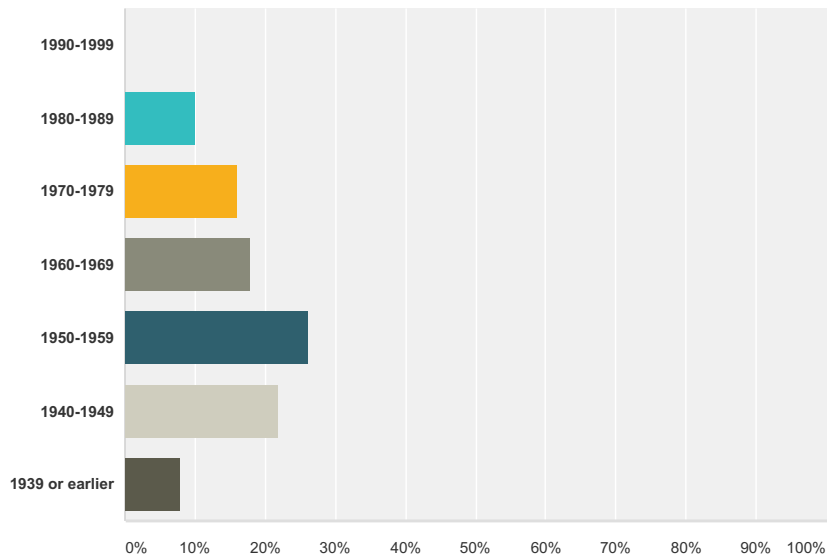


Demographic Survey - Clinical

Q1 What year were you born?

Answered: 50 Skipped: 0

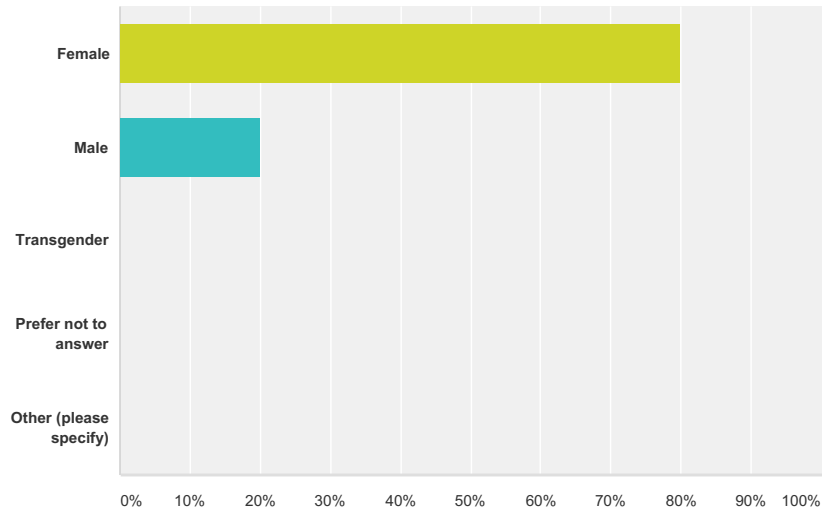


Answer Choices	Responses	
1990-1999	0.00%	0
1980-1989	10.00%	5
1970-1979	16.00%	8
1960-1969	18.00%	9
1950-1959	26.00%	13
1940-1949	22.00%	11
1939 or earlier	8.00%	4
Total		50

Demographic Survey - Clinical

Q2 What is your gender identity?

Answered: 50 Skipped: 0



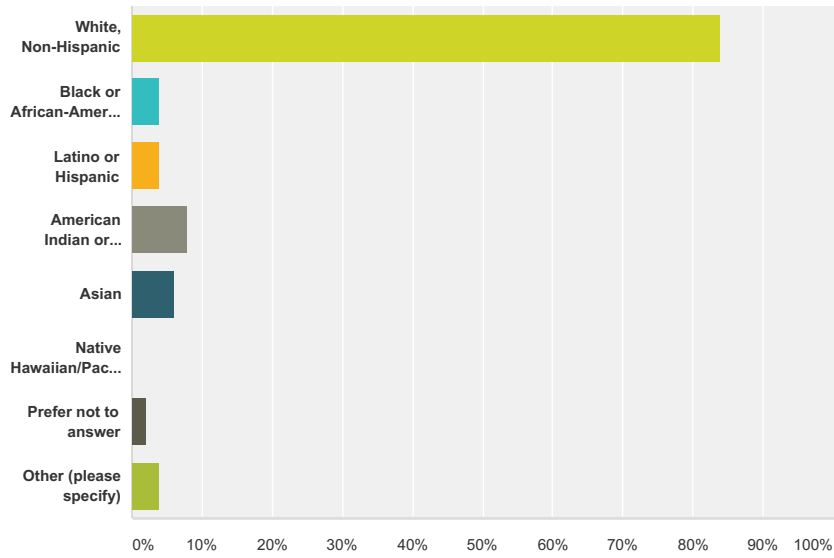
Answer Choices	Responses
Female	80.00% 40
Male	20.00% 10
Transgender	0.00% 0
Prefer not to answer	0.00% 0
Other (please specify)	0.00% 0
Total	50

#	Other (please specify)	Date
	There are no responses.	

Demographic Survey - Clinical

Q3 What is your race/ethnic origin? (Check all that apply)

Answered: 50 Skipped: 0

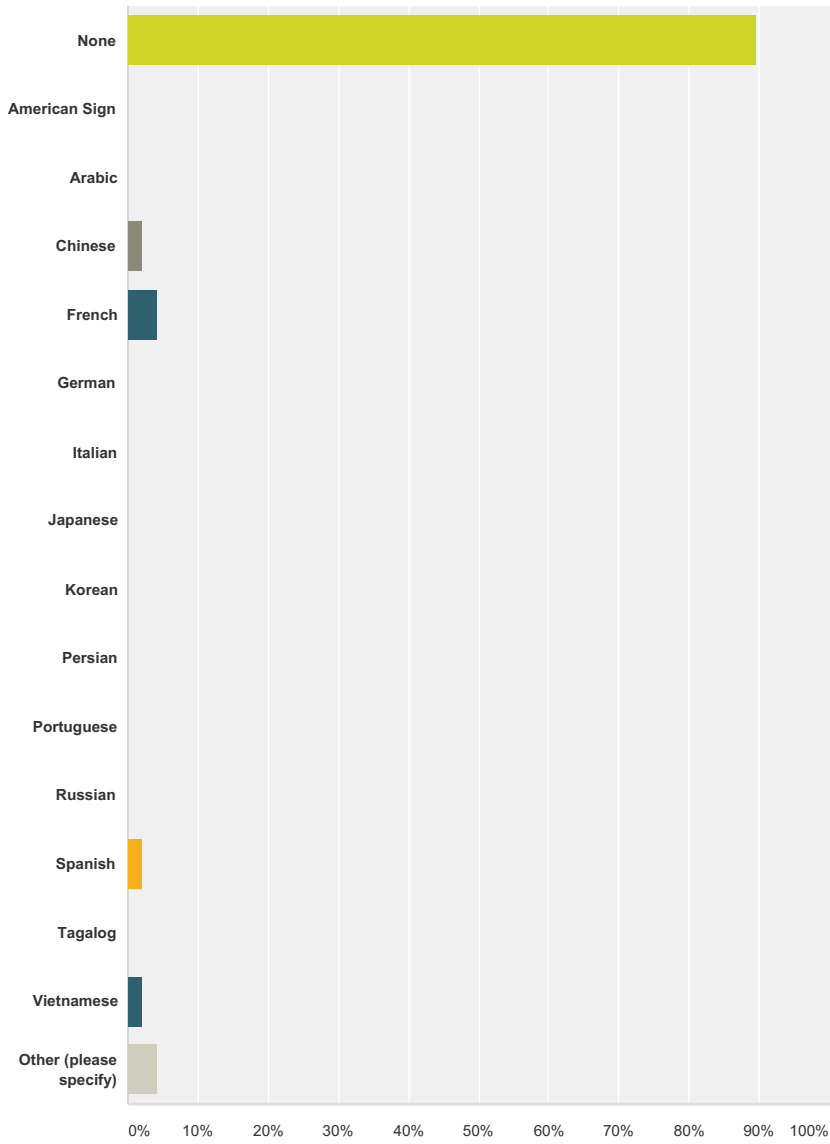


Answer Choices	Responses
White, Non-Hispanic	84.00% 42
Black or African-American	4.00% 2
Latino or Hispanic	4.00% 2
American Indian or Alaskan Native	8.00% 4
Asian	6.00% 3
Native Hawaiian/Pacific Islander	0.00% 0
Prefer not to answer	2.00% 1
Other (please specify)	4.00% 2
Total Respondents: 50	

#	Other (please specify)	Date
1	Middle Eastern (please add this option for the future.	2/6/2015 9:23 AM
2	Caucasian	2/5/2015 7:59 PM

Q4 What language(s) do you speak in addition to English? (Check all that apply)

Answered: 48 Skipped: 2



Answer Choices	Responses	Count
None	89.58%	43
American Sign	0.00%	0
Arabic	0.00%	0
Chinese	2.08%	1
French	4.17%	2
German	0.00%	0
Italian	0.00%	0
Japanese	0.00%	0
Korean	0.00%	0
Persian	0.00%	0

Demographic Survey - Clinical

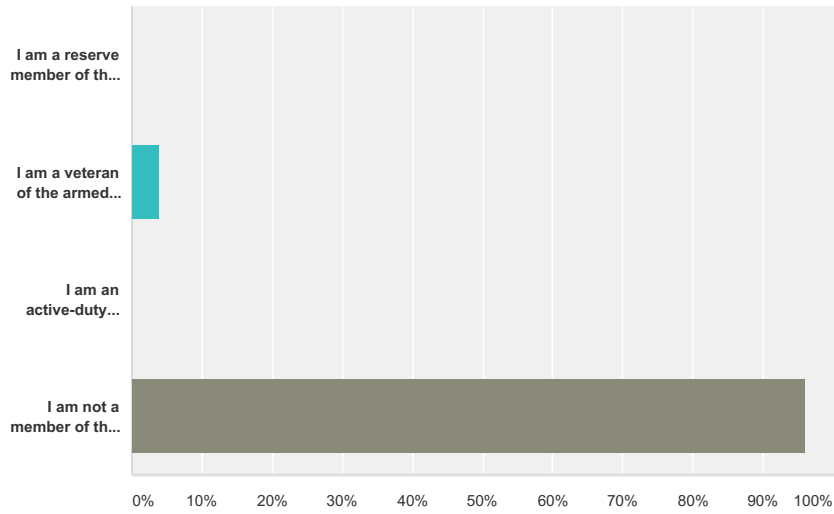
Portuguese	0.00%	0
Russian	0.00%	0
Spanish	2.08%	1
Tagalog	0.00%	0
Vietnamese	2.08%	1
Other (please specify)	4.17%	2
Total Respondents: 48		

#	Other (please specify)	Date
1	some Hebrew	1/15/2015 7:01 PM
2	Hebrew	1/15/2015 3:48 PM

Demographic Survey - Clinical

Q5 Are you a member of the armed service?

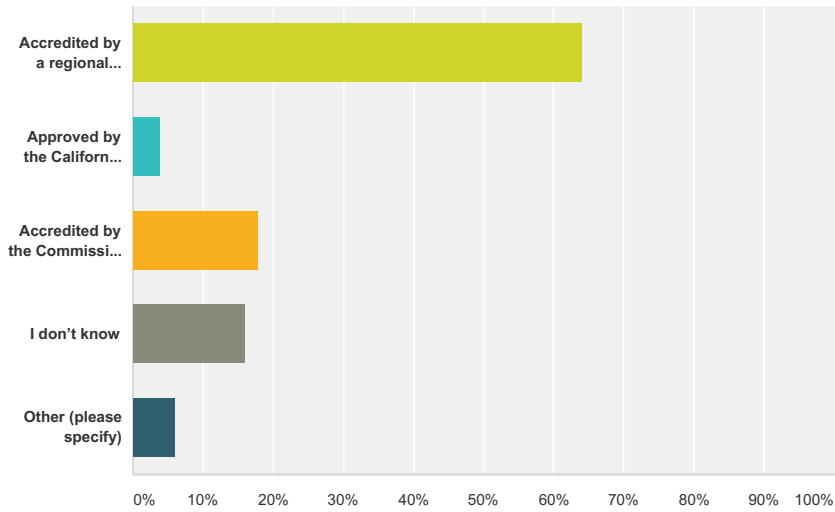
Answered: 50 Skipped: 0



Answer Choices	Responses
I am a reserve member of the armed service	0.00% 0
I am a veteran of the armed service	4.00% 2
I am an active-duty member of the armed service	0.00% 0
I am not a member of the armed service	96.00% 48
Total	50

Q6 Did you graduate from an accredited or state approved school?

Answered: 50 Skipped: 0



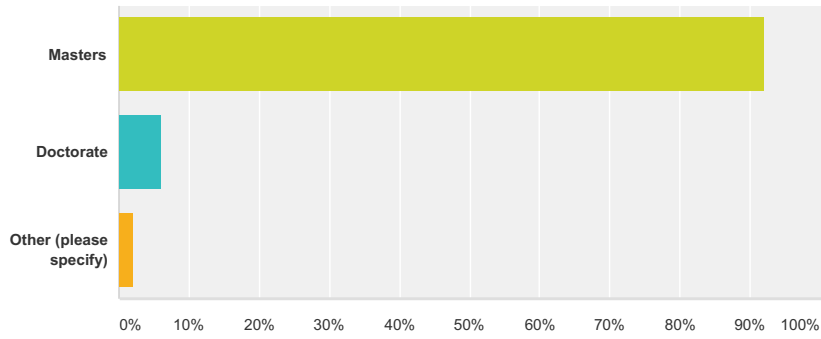
Answer Choices	Responses
Accredited by a regional accrediting body (e.g., Western Association of Schools and Colleges)	64.00% 32
Approved by the California Bureau of Private, Postsecondary and Vocational Education or its equivalent	4.00% 2
Accredited by the Commission on Accreditation for Marriage and Family Therapy Education (COAMFTE)	18.00% 9
I don't know	16.00% 8
Other (please specify)	6.00% 3
Total Respondents: 50	

#	Other (please specify)	Date
1	yes, Fresno state university. Not sure which accreditation agency	1/18/2015 8:06 AM
2	K CREP	1/15/2015 10:29 PM
3	CSULB and CSUDH???	1/15/2015 3:18 PM

Demographic Survey - Clinical

Q7 What is the highest relevant degree you have earned related to psychotherapy?

Answered: 50 Skipped: 0



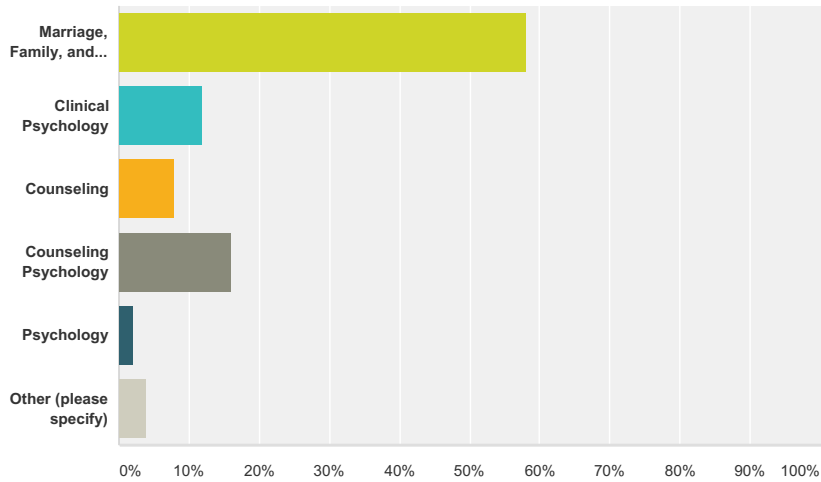
Answer Choices	Responses
Masters	92.00% 46
Doctorate	6.00% 3
Other (please specify)	2.00% 1
Total	50

#	Other (please specify)	Date
1	Enrolled in PsyD program. Have a Masters	1/30/2015 8:21 PM

Demographic Survey - Clinical

Q8 What is the subject area of your highest relevant degree related to psychotherapy?

Answered: 50 Skipped: 0

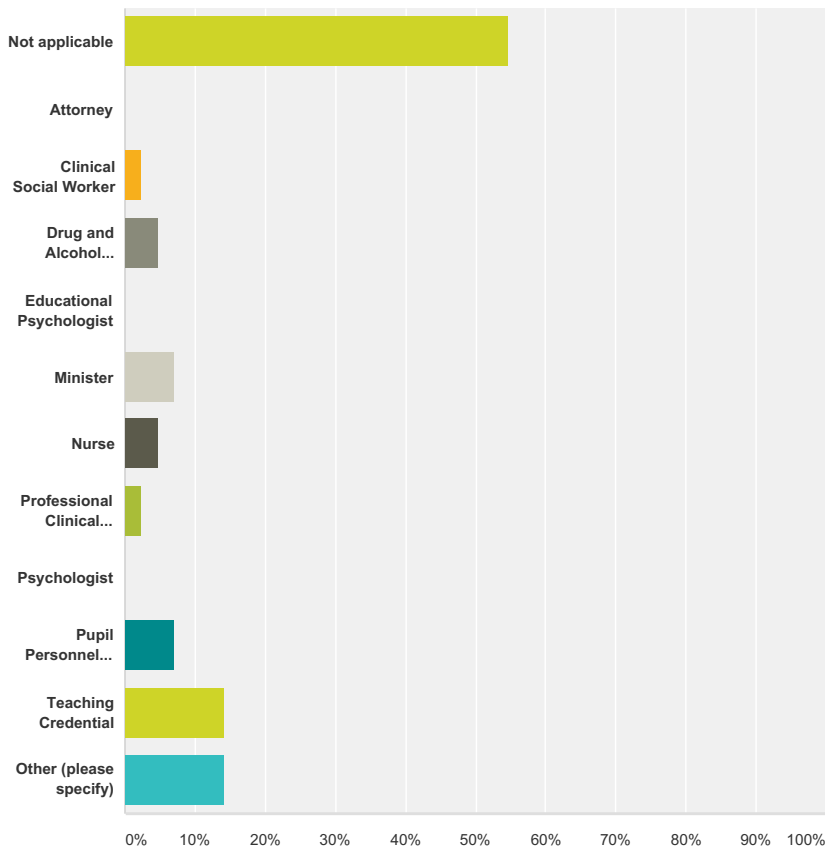


Answer Choices	Responses
Marriage, Family, and Child Counseling/Marital and Family Therapy	58.00% 29
Clinical Psychology	12.00% 6
Counseling	8.00% 4
Counseling Psychology	16.00% 8
Psychology	2.00% 1
Other (please specify)	4.00% 2
Total	50

#	Other (please specify)	Date
1	MS, counseling with mft option	1/18/2015 8:06 AM
2	Communicative Disorders	1/16/2015 11:09 AM

Q9 Which additional California credentials/licenses do you hold? (Check all that apply)

Answered: 42 Skipped: 8



Answer Choices	Responses
Not applicable	54.76% 23
Attorney	0.00% 0
Clinical Social Worker	2.38% 1
Drug and Alcohol Counselor	4.76% 2
Educational Psychologist	0.00% 0
Minister	7.14% 3
Nurse	4.76% 2
Professional Clinical Counselor	2.38% 1
Psychologist	0.00% 0
Pupil Personnel Services	7.14% 3
Teaching Credential	14.29% 6
Other (please specify)	14.29% 6
Total Respondents: 42	

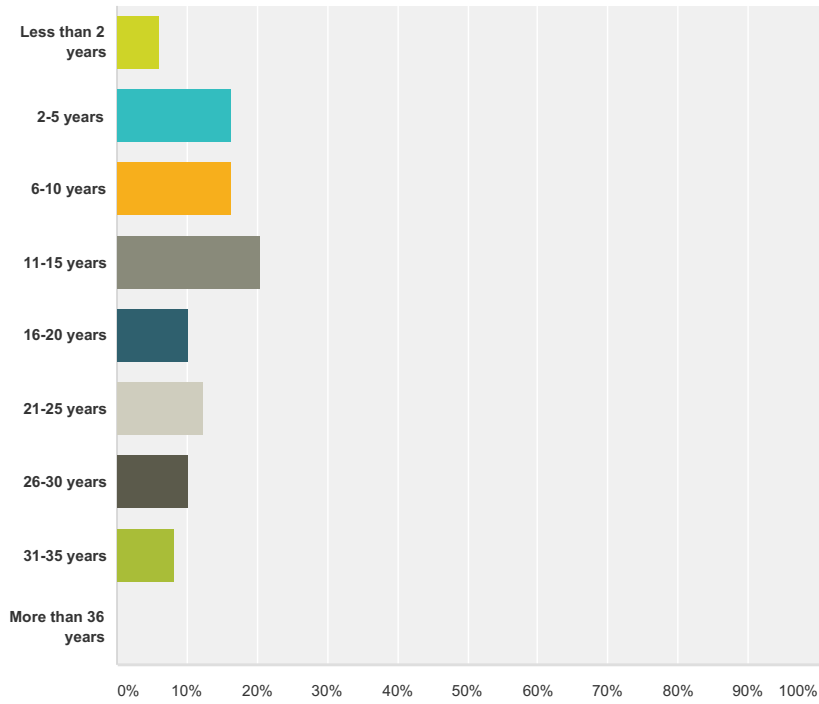
#	Other (please specify)	Date
1	Crisis Intervention Specialist	1/16/2015 9:45 AM
2	Infant-Family and Early Childhood Mental Health Specialist	1/15/2015 4:04 PM
3	substance abuse professional	1/15/2015 3:45 PM

Demographic Survey - Clinical

4	massage therapist	1/15/2015 3:37 PM
5	CEAP	1/15/2015 3:20 PM
6	lifetime but won't be using	1/15/2015 3:18 PM

Q10 How many years have you been licensed as an MFT?

Answered: 49 Skipped: 1

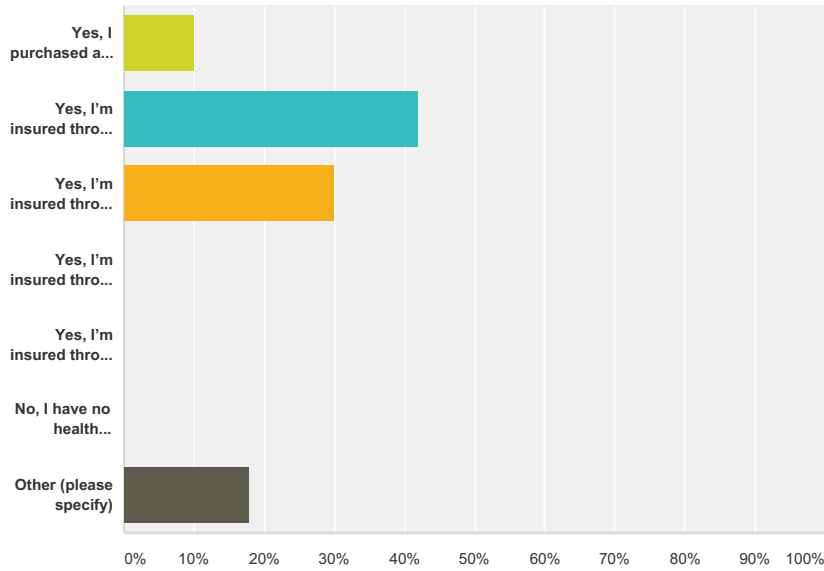


Answer Choices	Responses	Count
Less than 2 years	6.12%	3
2-5 years	16.33%	8
6-10 years	16.33%	8
11-15 years	20.41%	10
16-20 years	10.20%	5
21-25 years	12.24%	6
26-30 years	10.20%	5
31-35 years	8.16%	4
More than 36 years	0.00%	0
Total		49

Demographic Survey - Clinical

Q11 Do you have health insurance for your personal medical care?

Answered: 50 Skipped: 0

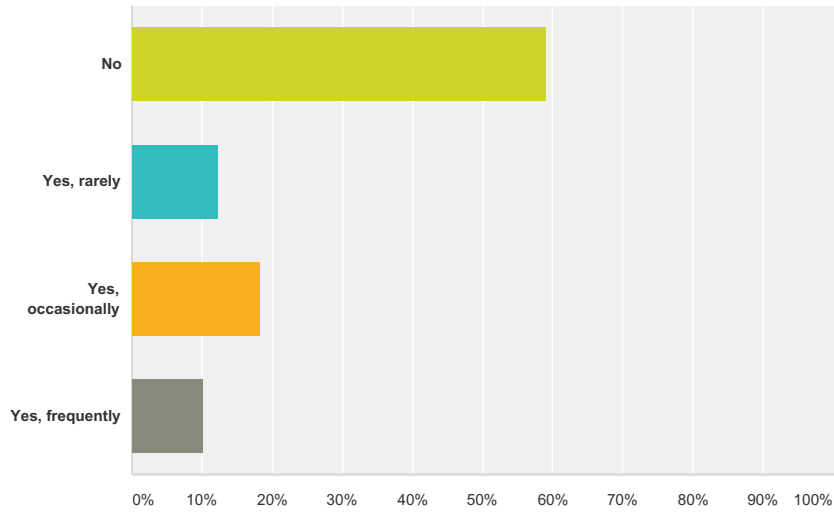


Answer Choices	Responses
Yes, I purchased a private plan	10.00% 5
Yes, I'm insured through my employer	42.00% 21
Yes, I'm insured through my spouse/partner	30.00% 15
Yes, I'm insured through CAMFT's guaranteed issue health plan	0.00% 0
Yes, I'm insured through Covered California	0.00% 0
No, I have no health insurance	0.00% 0
Other (please specify)	18.00% 9
Total	50

#	Other (please specify)	Date
1	As a recent retiree from Kaiser Permanente	2/4/2015 2:44 PM
2	Medicare	1/20/2015 11:21 AM
3	medicare	1/17/2015 2:32 PM
4	Cobra - after being laid off from last employer	1/17/2015 1:11 PM
5	Retired Federal Employee Health Insurance	1/16/2015 9:48 AM
6	Medicare, AARP supplemental	1/15/2015 9:03 PM
7	Medicare and Secondary	1/15/2015 7:05 PM
8	Medicare and UHC (AARP)	1/15/2015 3:46 PM
9	Kaiser Permanente thru L.A. County (private plan?)	1/15/2015 3:18 PM

Q12 Within the last two years, have you received personal psychotherapy?

Answered: 49 Skipped: 1

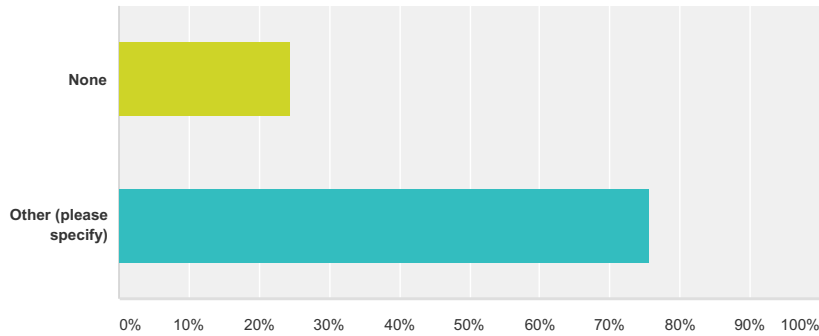


Answer Choices	Responses	
No	59.18%	29
Yes, rarely	12.24%	6
Yes, occasionally	18.37%	9
Yes, frequently	10.20%	5
Total		49

Demographic Survey - Clinical

Q13 What was your career before becoming an LMFT?

Answered: 49 Skipped: 1



Answer Choices	Responses
None	24.49% 12
Other (please specify)	75.51% 37
Total	49

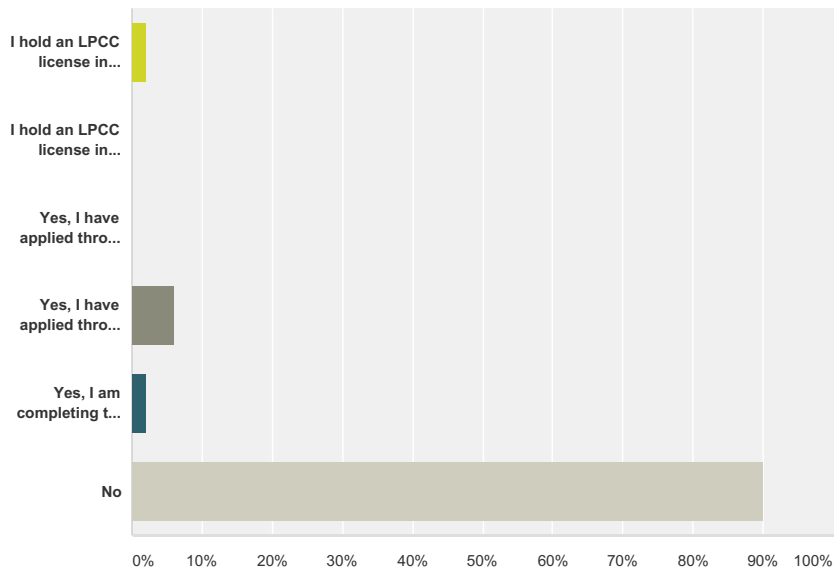
#	Other (please specify)	Date
1	Firefighter	2/8/2015 2:38 PM
2	Artist	2/5/2015 8:03 PM
3	Teacher	2/5/2015 1:57 PM
4	RN	2/4/2015 5:57 PM
5	MFT intern, substitute teacher, office manager, teacher	2/4/2015 3:05 PM
6	LCSW and licensed in 1986	2/4/2015 2:44 PM
7	Teacher	2/4/2015 10:52 AM
8	Lutheran pastor	1/30/2015 8:22 PM
9	Police Officer	1/29/2015 11:01 PM
10	alcohol and drug counselor	1/22/2015 12:17 PM
11	Social Worker	1/20/2015 8:30 PM
12	Probation Officer	1/20/2015 11:21 AM
13	Teacher	1/20/2015 7:18 AM
14	substance abuse counselor	1/17/2015 2:32 PM
15	High school teacher	1/16/2015 5:08 PM
16	retail while going through school	1/16/2015 11:41 AM
17	Pharmaceutical Rep	1/16/2015 11:10 AM
18	Federal Law Enforcement	1/16/2015 9:48 AM
19	Behavior Interventionist	1/16/2015 8:15 AM
20	Musician, actor, businessman	1/15/2015 10:31 PM
21	business	1/15/2015 10:14 PM
22	Youth Pastor	1/15/2015 9:21 PM
23	doctor's office: receptionist, ins. biller, back office	1/15/2015 9:03 PM
24	ministry	1/15/2015 9:02 PM
25	Technical writer & editor	1/15/2015 7:52 PM
26	Teacher	1/15/2015 7:05 PM
27	Administrative support	1/15/2015 6:56 PM
28	Health industry	1/15/2015 6:12 PM
29	Sexual Health Educator & Counselor	1/15/2015 5:46 PM

Demographic Survey - Clinical

30	RN	1/15/2015 4:29 PM
31	Social Work	1/15/2015 4:05 PM
32	Artist	1/15/2015 3:56 PM
33	Computer Engineer	1/15/2015 3:51 PM
34	disabilities field	1/15/2015 3:47 PM
35	missionary	1/15/2015 3:46 PM
36	massage therapy	1/15/2015 3:38 PM
37	Children's Social Worker CPS L.A. County	1/15/2015 3:18 PM

Q14 Do you plan to apply for, or are you in the process of obtaining, LPCC licensure in California?

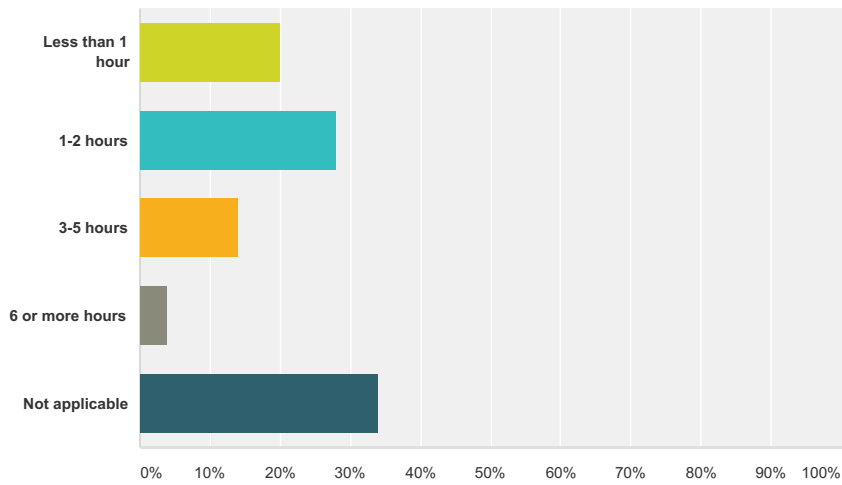
Answered: 50 Skipped: 0



Answer Choices	Responses
I hold an LPCC license in California obtained through the "grandparenting" process	2.00% 1
I hold an LPCC license in California obtained through the "traditional" path	0.00% 0
Yes, I have applied through the "grandparenting" process and am currently completing my deficiencies	0.00% 0
Yes, I have applied through the "grandparenting" process, but am no longer pursuing the LPCC licensure	6.00% 3
Yes, I am completing the "traditional" path toward the LPCC licensure	2.00% 1
No	90.00% 45
Total	50

Q15 On average, how many hours per week do you devoted to volunteer or pro-bono therapy?

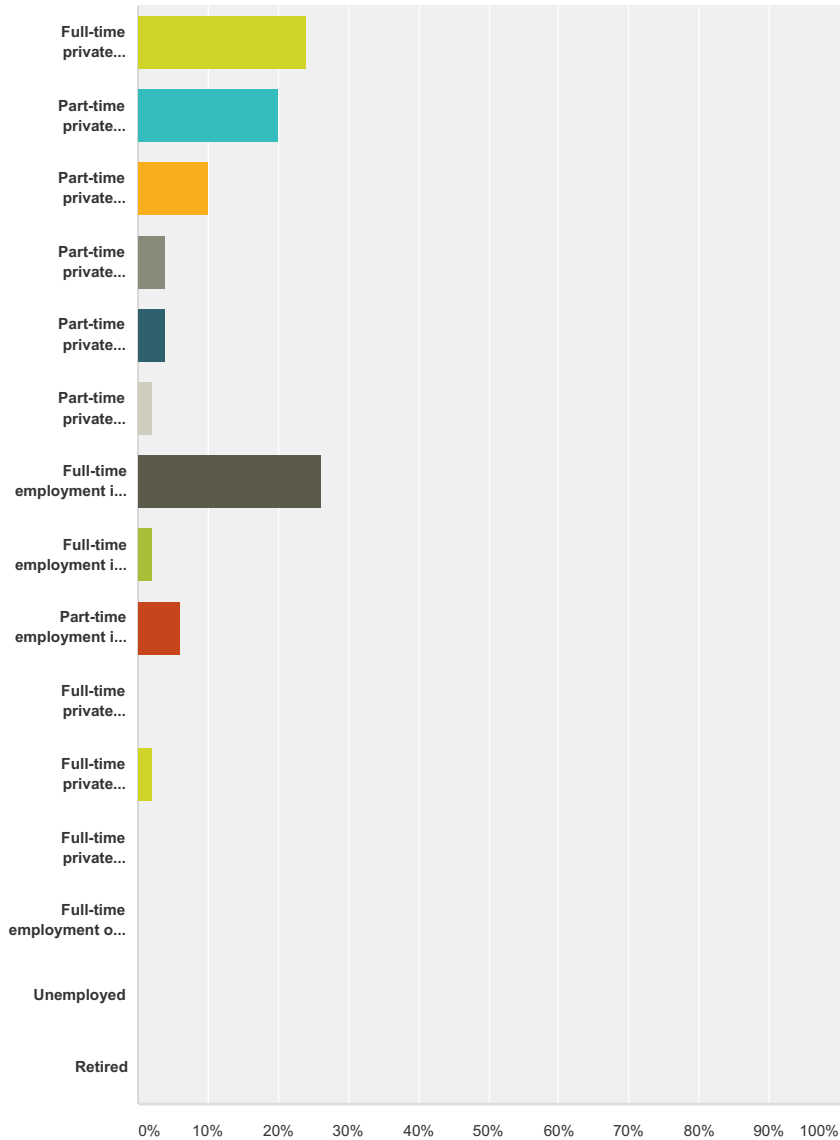
Answered: 50 Skipped: 0



Answer Choices	Responses
Less than 1 hour	20.00% 10
1-2 hours	28.00% 14
3-5 hours	14.00% 7
6 or more hours	4.00% 2
Not applicable	34.00% 17
Total	50

Q16 Which of the following best describes your status? (Note: Full-time is 20 or more hours a week and part-time is fewer than 20 hours a week)

Answered: 50 Skipped: 0



Answer Choices	Responses
Full-time private practice (20 or more hours per week) only	24.00% 12
Part-time private practice (fewer than 20 hours per week) only	20.00% 10
Part-time private practice and full-time employment in a clinical position	10.00% 5
Part-time private practice and part-time employment in a clinical position	4.00% 2
Part-time private practice and full-time employment in a non-clinical position	4.00% 2
Part-time private practice and part-time employment in a non-clinical position	2.00% 1
Full-time employment in a clinical position (not private practice) only	26.00% 13
Full-time employment in a clinical position (not private practice) and part-time in a non-clinical position	2.00% 1
Part-time employment in a clinical position (not private practice) and part-time employment in a non-clinical position	6.00% 3

Demographic Survey - Clinical

Full-time private practice and full-time employment in a clinical position	0.00%	0
Full-time private practice and part-time employment in a clinical position	2.00%	1
Full-time private practice and full-time employment in a non-clinical position	0.00%	0
Full-time employment or in business doing non-clinical work	0.00%	0
Unemployed	0.00%	0
Retired	0.00%	0
Total		50

Demographic Survey - Clinical

Q17 What is your average annual income (before taxes)?

Answered: 0 Skipped: 50

! No matching responses.

Answer Choices	Responses
Less than \$20,000 per year	0.00% 0
\$20,000-\$34,999 per year	0.00% 0
\$35,000-\$44,999 per year	0.00% 0
\$45,000-\$54,999 per year	0.00% 0
\$55,000-\$64,999 per year	0.00% 0
\$65,000-\$79,999 per year	0.00% 0
\$80,000-\$99,999 per year	0.00% 0
\$100,000-\$125,999 per year	0.00% 0
\$126,000-\$149,999 per year	0.00% 0
\$150,000-\$174,999 per year	0.00% 0
\$175,000-\$199,999 per year	0.00% 0
More than \$200,000 per year	0.00% 0
Not applicable	0.00% 0
Total	0

Demographic Survey - Clinical

Q18 Do you work in any of the following setting? (Check all that apply)

Answered: 0 Skipped: 50

! No matching responses.

Answer Choices	Responses
College or University	0.00% 0
Hospital/Licensed health facility	0.00% 0
Managed care company including HMO, PPO, EAP, etc.	0.00% 0
Group practice/professional corporation	0.00% 0
Non-profit or charitable corporation	0.00% 0
Outpatient clinic	0.00% 0
Residential treatment facility	0.00% 0
School (K-12)	0.00% 0
California Department of Social Services	0.00% 0
California Public Health Service	0.00% 0
California State Department of Corrections and Rehabilitation	0.00% 0
California State Psychiatric Hospital	0.00% 0
California Youth Authority	0.00% 0
Child Protective Services or its equivalent	0.00% 0
Correctional Treatment Facility	0.00% 0
County Mental Health	0.00% 0
County Probation	0.00% 0
County Psychiatric Facility	0.00% 0
Department of Defense	0.00% 0
EAP	0.00% 0
Educational Institution	0.00% 0
Family Court Services	0.00% 0
U.S. Department of Health Services	0.00% 0
U.S. Department of Veterans Affairs	0.00% 0
Other (please specify)	0.00% 0
Total Respondents: 0	

#	Other (please specify)	Date
	There are no responses.	

Demographic Survey - Clinical

Q19 Do you work in any of the following settings? (Check all that apply)

Answered: 0 Skipped: 50

! No matching responses.

Answer Choices	Responses	
California Department of Social Services	0.00%	0
California Public Health Service	0.00%	0
California State Department of Corrections and Rehabilitation	0.00%	0
California State Psychiatric Hospital	0.00%	0
California Youth Authority	0.00%	0
Child Protective Services or its equivalent	0.00%	0
Correctional Treatment Facility	0.00%	0
County Mental Health	0.00%	0
County Probation	0.00%	0
County Psychiatric Facility	0.00%	0
Department of Defense	0.00%	0
EAP	0.00%	0
Educational Institution	0.00%	0
Family Court Services	0.00%	0
U.S. Department of Health Services	0.00%	0
U.S. Department of Veterans Affairs	0.00%	0
Not applicable	0.00%	0
Other (please specify)	0.00%	0
Total Respondents: 0		

#	Other (please specify)	Date
	There are no responses.	

Demographic Survey - Clinical

Q20 What are your duties? (Check all that apply)

Answered: 0 Skipped: 50

! No matching responses.

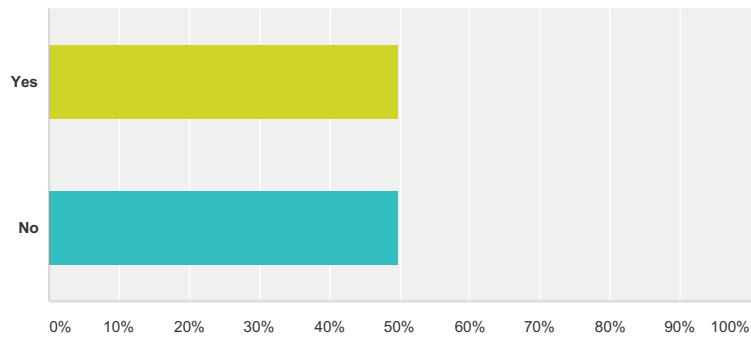
Answer Choices	Responses
Administration	0.00% 0
Adoptions	0.00% 0
Case management	0.00% 0
Child abuse investigations	0.00% 0
Child custody investigations	0.00% 0
Community prevention/education	0.00% 0
Education	0.00% 0
Intakes/referrals	0.00% 0
Mediation	0.00% 0
Social services	0.00% 0
Other (please specify)	0.00% 0
Total Respondents: 0	

#	Other (please specify)	Date
	There are no responses.	

Demographic Survey - Clinical

Q21 Do you consider your private practice your primary career/occupation and source of income?

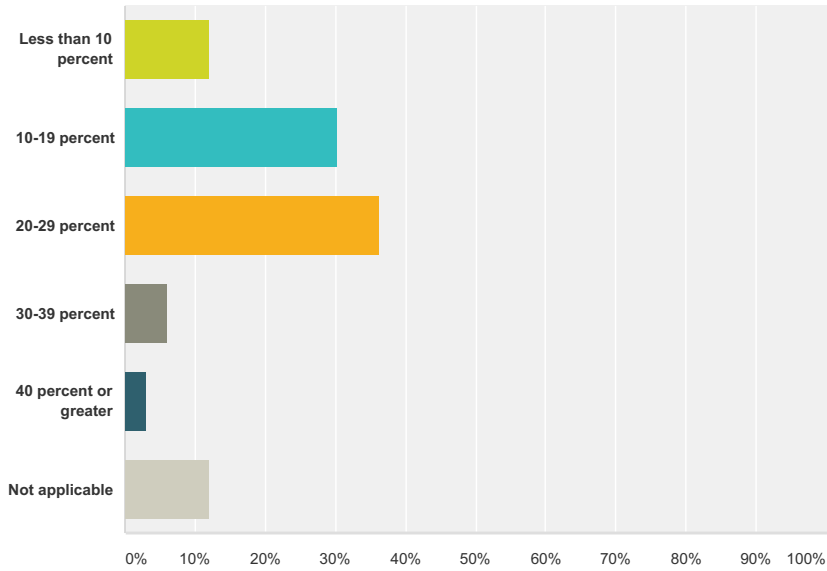
Answered: 34 Skipped: 16



Answer Choices	Responses	
Yes	50.00%	17
No	50.00%	17
Total		34

Q22 What percentage of your gross income goes to overhead?

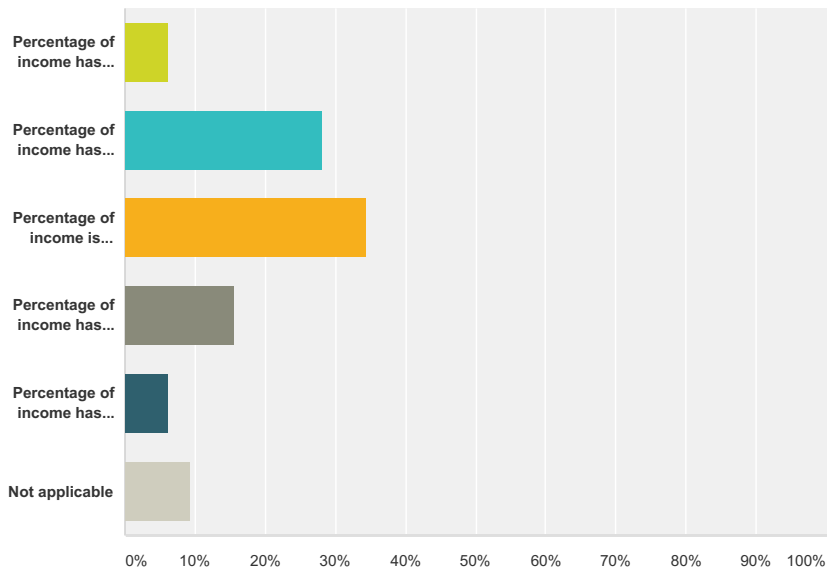
Answered: 33 Skipped: 17



Answer Choices	Responses
Less than 10 percent	12.12% 4
10-19 percent	30.30% 10
20-29 percent	36.36% 12
30-39 percent	6.06% 2
40 percent or greater	3.03% 1
Not applicable	12.12% 4
Total	33

Q23 Have you experienced any changes in your earnings from providing psychotherapy within the past two years?

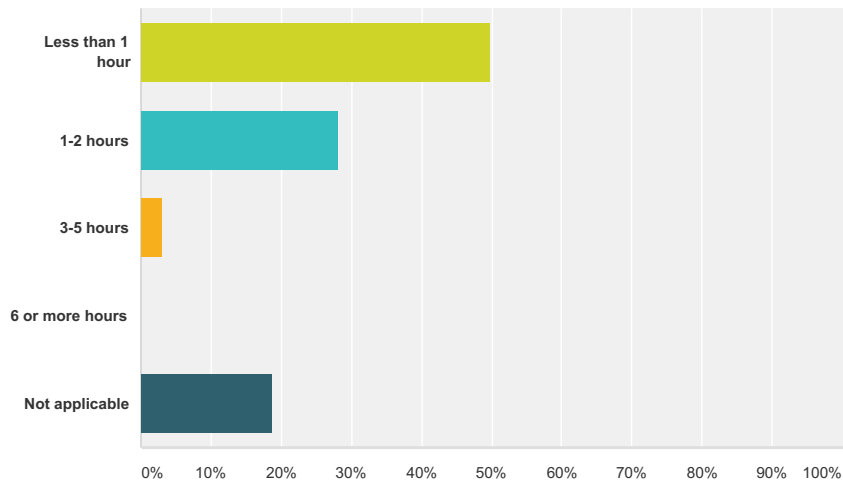
Answered: 32 Skipped: 18



Answer Choices	Responses
Percentage of income has increased significantly	6.25% 2
Percentage of income has increased somewhat	28.13% 9
Percentage of income is approximately the same	34.38% 11
Percentage of income has decreased somewhat	15.63% 5
Percentage of income has decreased significantly	6.25% 2
Not applicable	9.38% 3
Total	32

Q24 What is the average number of hours per week spent marketing/promoting services?

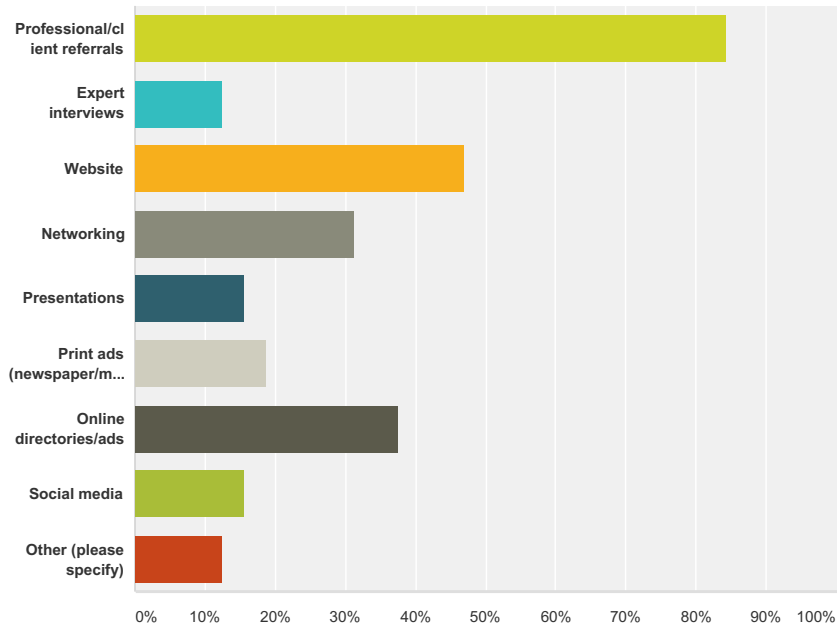
Answered: 32 Skipped: 18



Answer Choices	Responses	
Less than 1 hour	50.00%	16
1-2 hours	28.13%	9
3-5 hours	3.13%	1
6 or more hours	0.00%	0
Not applicable	18.75%	6
Total		32

Q25 How do you market/promote your services? (Check all that apply)

Answered: 32 Skipped: 18



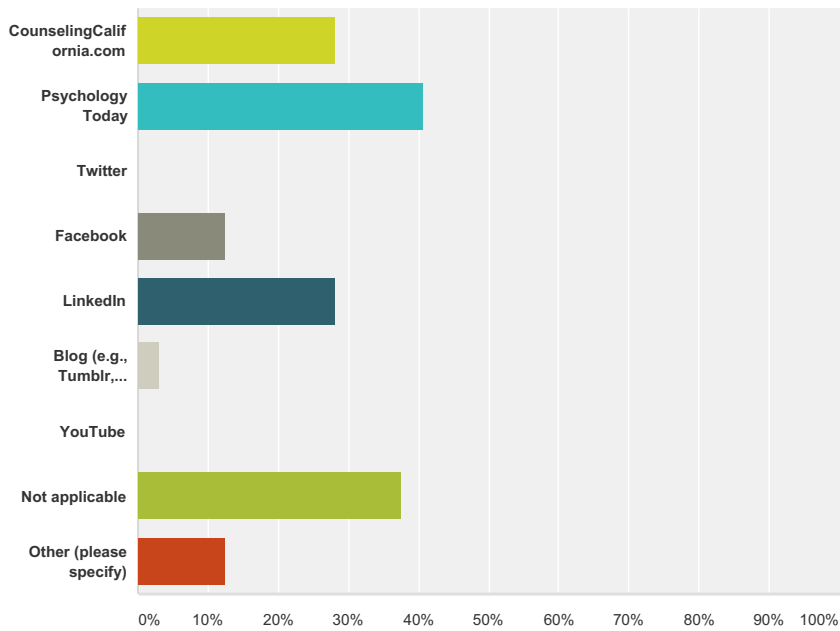
Answer Choices	Responses
Professional/client referrals	84.38% 27
Expert interviews	12.50% 4
Website	46.88% 15
Networking	31.25% 10
Presentations	15.63% 5
Print ads (newspaper/magazines/newsletters, etc.)	18.75% 6
Online directories/ads	37.50% 12
Social media	15.63% 5
Other (please specify)	12.50% 4
Total Respondents: 32	

#	Other (please specify)	Date
1	Insurance panels	1/16/2015 11:14 AM
2	semi-retired, none	1/15/2015 7:07 PM
3	Part of a multi- practitioner practice	1/15/2015 6:59 PM
4	Attending workshops and conferences	1/15/2015 5:49 PM

Demographic Survey - Clinical

Q26 Which online directories or social media outlets do you use to promote your services? (Check all that apply)

Answered: 32 Skipped: 18

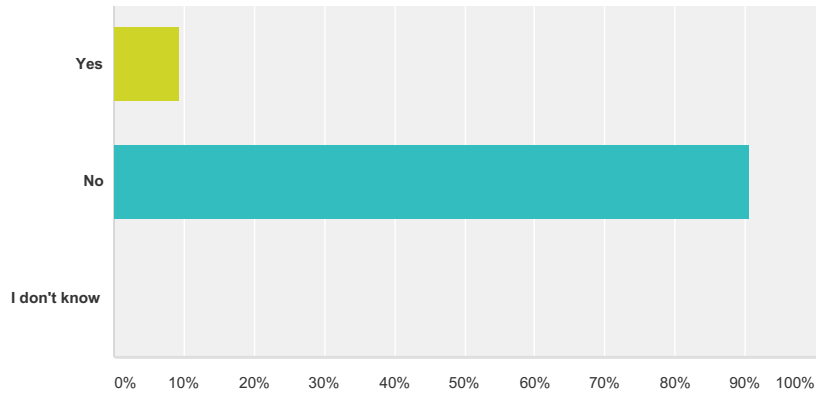


Answer Choices	Responses
CounselingCalifornia.com	28.13% 9
Psychology Today	40.63% 13
Twitter	0.00% 0
Facebook	12.50% 4
LinkedIn	28.13% 9
Blog (e.g., Tumblr, Wordpress, Blogger, etc.)	3.13% 1
YouTube	0.00% 0
Not applicable	37.50% 12
Other (please specify)	12.50% 4
Total Respondents: 32	

#	Other (please specify)	Date
1	Therapysites	1/15/2015 7:53 PM
2	WPATH	1/15/2015 5:49 PM
3	Goodtherapy.org	1/15/2015 3:53 PM
4	local telephone book	1/15/2015 3:18 PM

Q27 Has a client asked you to complete a W-9/1099 form?

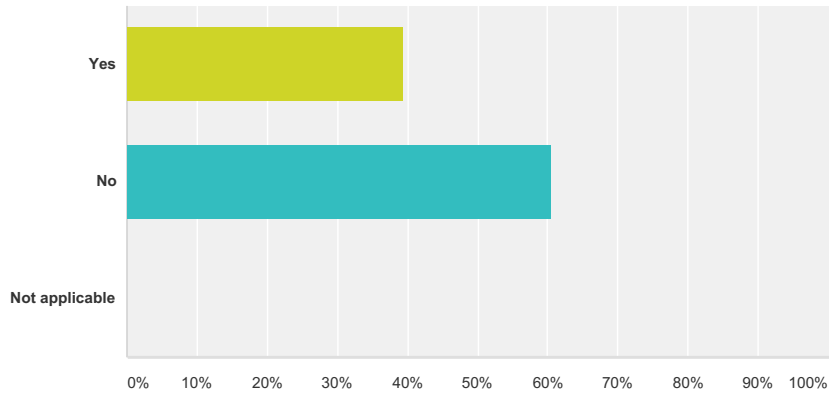
Answered: 32 Skipped: 18



Answer Choices	Responses	
Yes	9.38%	3
No	90.63%	29
I don't know	0.00%	0
Total		32

Q28 Do you accept credit card payments for your services?

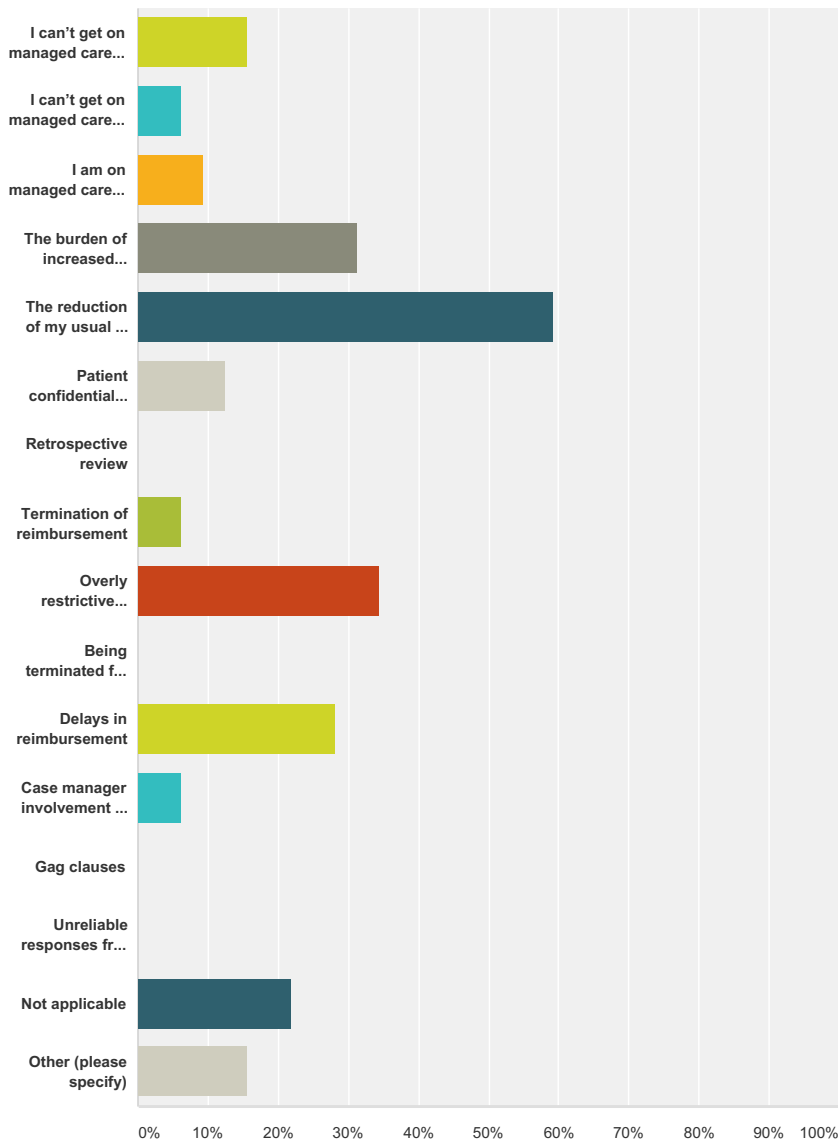
Answered: 33 Skipped: 17



Answer Choices	Responses	
Yes	39.39%	13
No	60.61%	20
Not applicable	0.00%	0
Total		33

Q29 What are your greatest problems in dealing with managed care companies? (select top three problems)

Answered: 32 Skipped: 18



Answer Choices	Responses
I can't get on managed care panels because they are filled	15.63% 5
I can't get on managed care panels because they don't take LMFTs	6.25% 2
I am on managed care panels but receive no referrals	9.38% 3
The burden of increased paperwork	31.25% 10
The reduction of my usual and customary fee	59.38% 19
Patient confidentiality is compromised	12.50% 4
Retrospective review	0.00% 0
Termination of reimbursement	6.25% 2
Overly restrictive limitations on the amount of treatment authorized	34.38% 11
Being terminated from panels	0.00% 0

Demographic Survey - Clinical

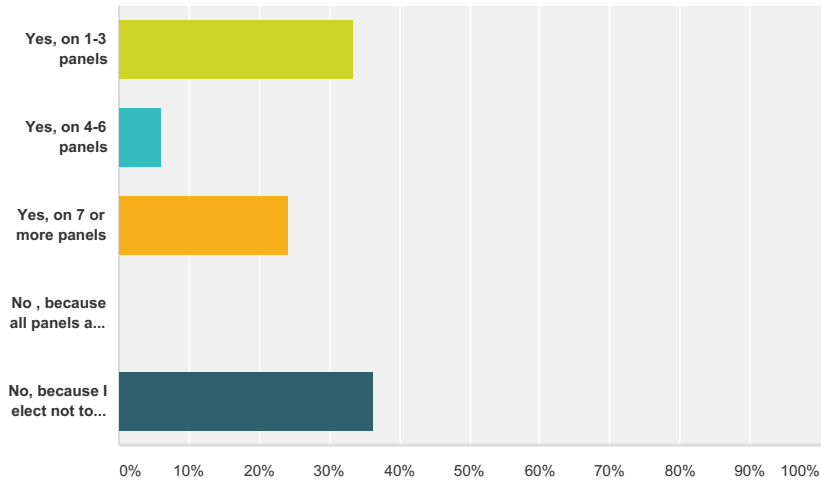
Delays in reimbursement	28.13%	9
Case manager involvement in treatment decisions	6.25%	2
Gag clauses	0.00%	0
Unreliable responses from case managers/revolving door of case managers	0.00%	0
Not applicable	21.88%	7
Other (please specify)	15.63%	5
Total Respondents: 32		

#	Other (please specify)	Date
1	Ridiculous/ unfounded reasons for lengthy delays in reimbursements based on what was claimed as " change of professional information" ie. name, Tax Id and address. By time documentation is cleared, reimbursement was" no longer available."	2/5/2015 2:07 PM
2	Difficulty with getting the correct information regarding eligibility or copays.	1/19/2015 11:55 AM
3	Lon g phone calls trying to get coverage information on clients	1/15/2015 7:55 PM
4	We hire office staff to manage insurance billing. I bill mostly as an out of network provider because the reimbursement rate is too low but we are trying to get the practice under medi-cal so that our interns can see Medi-cal	1/15/2015 3:53 PM
5	Most insurances want us to go online for everything but every insurance is different and many websites are complicated. Trying to get to a representative is extremely timely and frequently get disconnected before getting to one.	1/15/2015 3:20 PM

Demographic Survey - Clinical

Q30 Are you a provider on PPO, HMO, EAP, or other managed care panels?

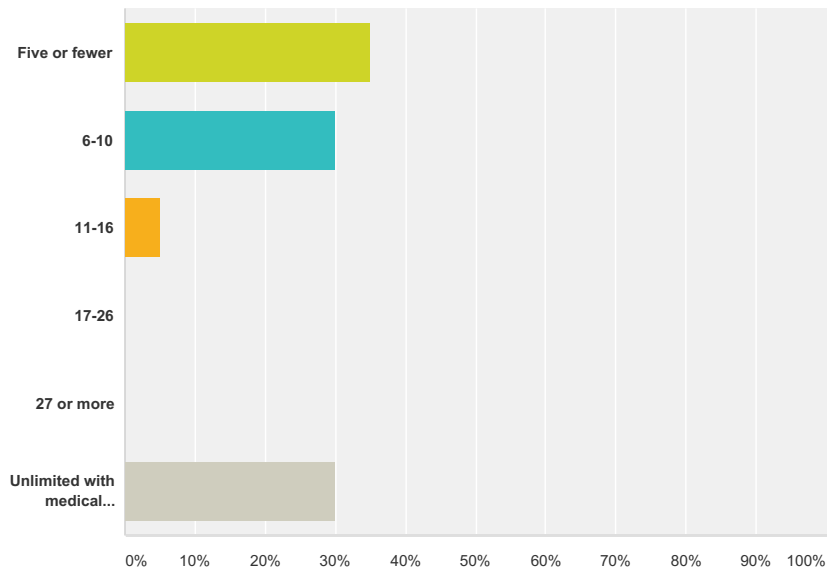
Answered: 33 Skipped: 17



Answer Choices	Responses	
Yes, on 1-3 panels	33.33%	11
Yes, on 4-6 panels	6.06%	2
Yes, on 7 or more panels	24.24%	8
No, because all panels are filled	0.00%	0
No, because I elect not to participate	36.36%	12
Total		33

Q31 What is the average number of treatment sessions managed care companies authorize?

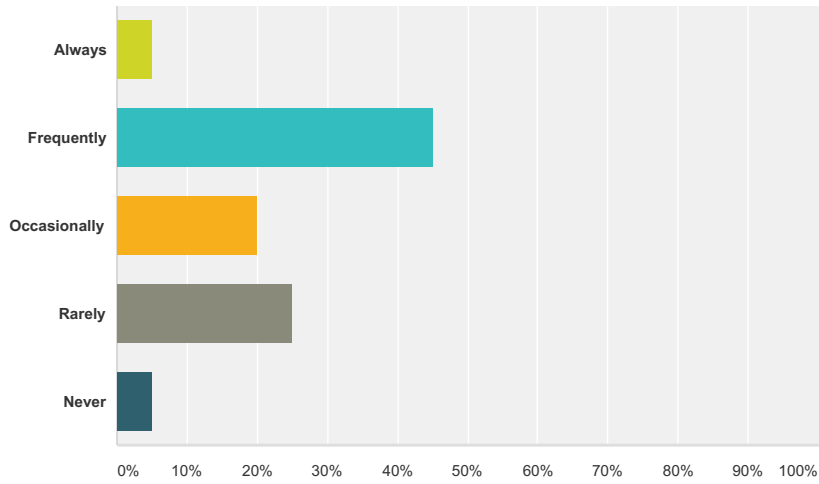
Answered: 20 Skipped: 30



Answer Choices	Responses
Five or fewer	35.00% 7
6-10	30.00% 6
11-16	5.00% 1
17-26	0.00% 0
27 or more	0.00% 0
Unlimited with medical necessity	30.00% 6
Total	20

Q32 In general, do you find the number authorized sufficient?

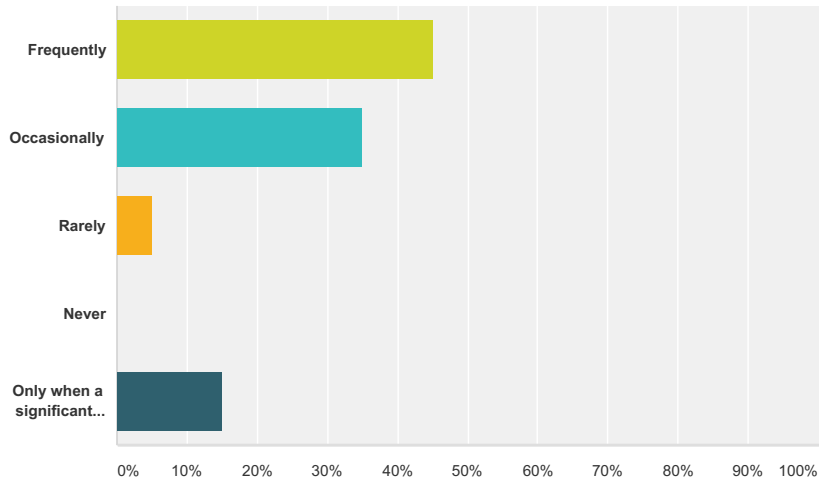
Answered: 20 Skipped: 30



Answer Choices	Responses
Always	5.00% 1
Frequently	45.00% 9
Occasionally	20.00% 4
Rarely	25.00% 5
Never	5.00% 1
Total	20

Q33 Do you advocate for continued treatment for your patients?

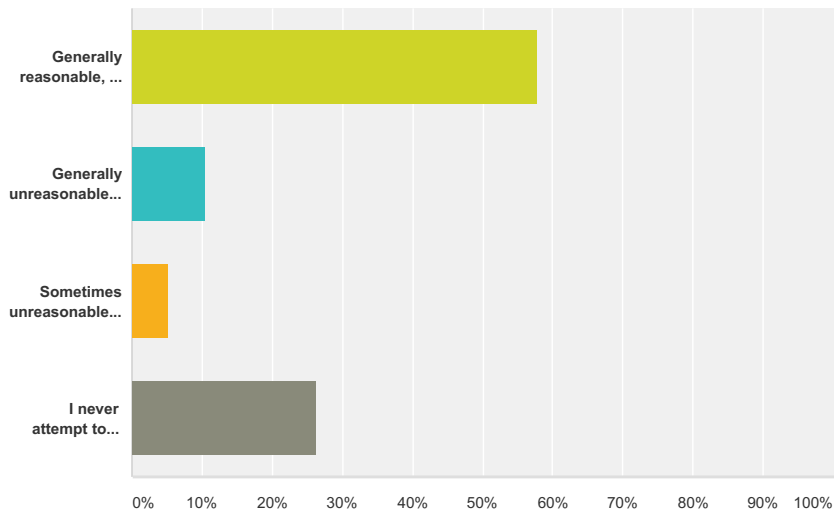
Answered: 20 Skipped: 30



Answer Choices	Responses
Frequently	45.00% 9
Occasionally	35.00% 7
Rarely	5.00% 1
Never	0.00% 0
Only when a significant argument can be made for medical necessity	15.00% 3
Total	20

Q34 Which of the following applies to the terms and conditions of managed care contracts?

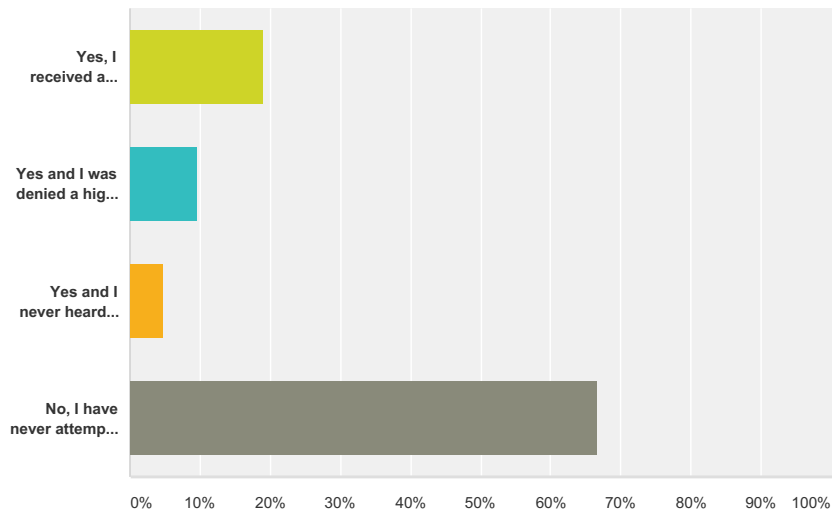
Answered: 19 Skipped: 31



Answer Choices	Responses
Generally reasonable, and I sign without significant negotiation	57.89% 11
Generally unreasonable and difficult to negotiate	10.53% 2
Sometimes unreasonable, but often negotiable	5.26% 1
I never attempt to negotiate the unreasonable contract	26.32% 5
Total	19

Q35 Have you ever negotiated with a managed care company for an increase in your reimbursement?

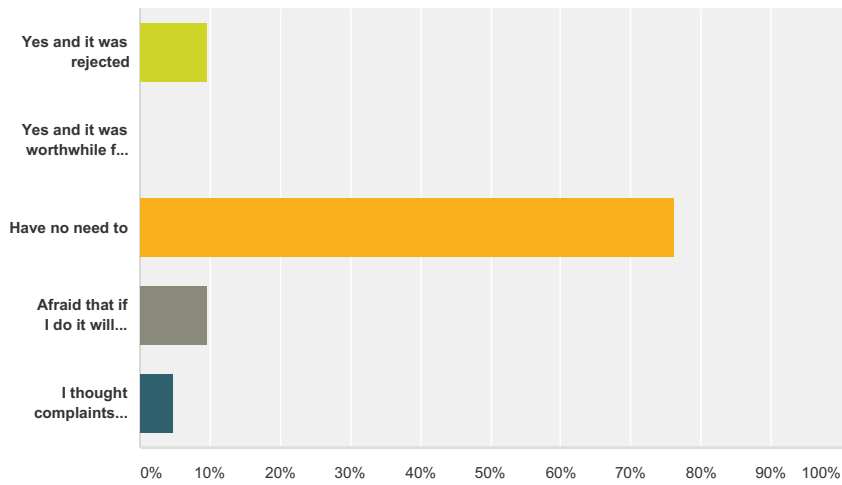
Answered: 21 Skipped: 29



Answer Choices	Responses
Yes, I received a higher reimbursement rate	19.05% 4
Yes and I was denied a higher reimbursement rate	9.52% 2
Yes and I never heard back from the insurance company	4.76% 1
No, I have never attempted to negotiate an increase in reimbursement	66.67% 14
Total	21

Q36 Have you filed a complaint with the Department of Managed Health Care against a managed care company?

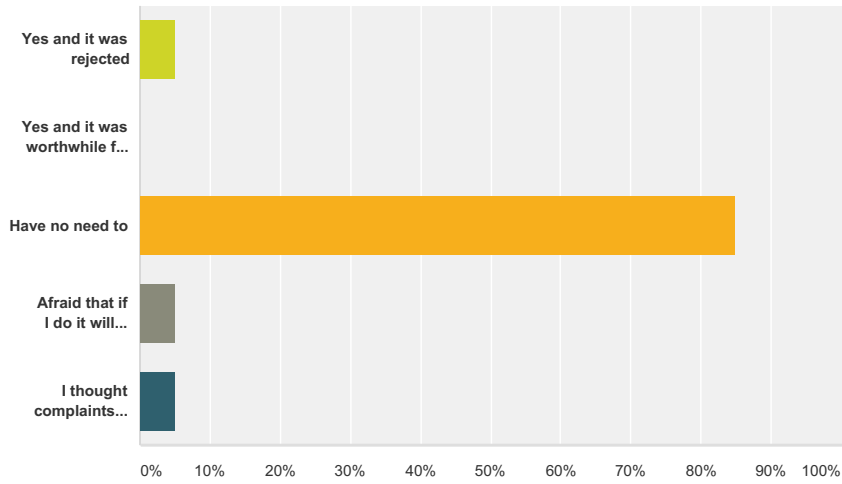
Answered: 21 Skipped: 29



Answer Choices	Responses
Yes and it was rejected	9.52% 2
Yes and it was worthwhile for the patient and me	0.00% 0
Have no need to	76.19% 16
Afraid that if I do it will negatively impact me	9.52% 2
I thought complaints could only be made by patients	4.76% 1
Total	21

Q37 Have you file a complaint with the Department of Insurance?

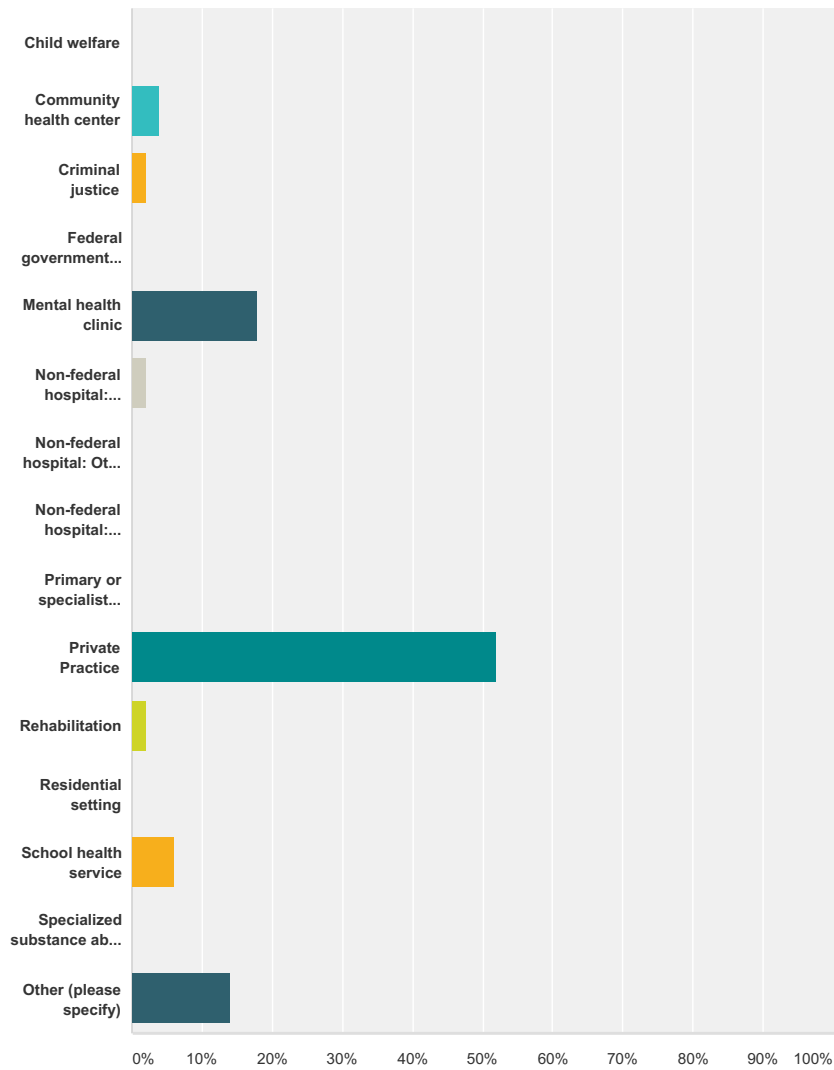
Answered: 20 Skipped: 30



Answer Choices	Responses
Yes and it was rejected	5.00% 1
Yes and it was worthwhile for patient and me	0.00% 0
Have no need to	85.00% 17
Afraid that if I do it will negatively impact me	5.00% 1
I thought complaints could only be made by patients	5.00% 1
Total	20

Q38 Which best describes the type of setting that most closely corresponds to your primary patient care practice location?

Answered: 50 Skipped: 0



Answer Choices	Responses
Child welfare	0.00% 0
Community health center	4.00% 2
Criminal justice	2.00% 1
Federal government hospital	0.00% 0
Mental health clinic	18.00% 9
Non-federal hospital: General Medicine	2.00% 1
Non-federal hospital: Other (e.g., nursing home unit)	0.00% 0
Non-federal hospital: Psychiatric	0.00% 0
Primary or specialist medical care	0.00% 0
Private Practice	52.00% 26
Rehabilitation	2.00% 1

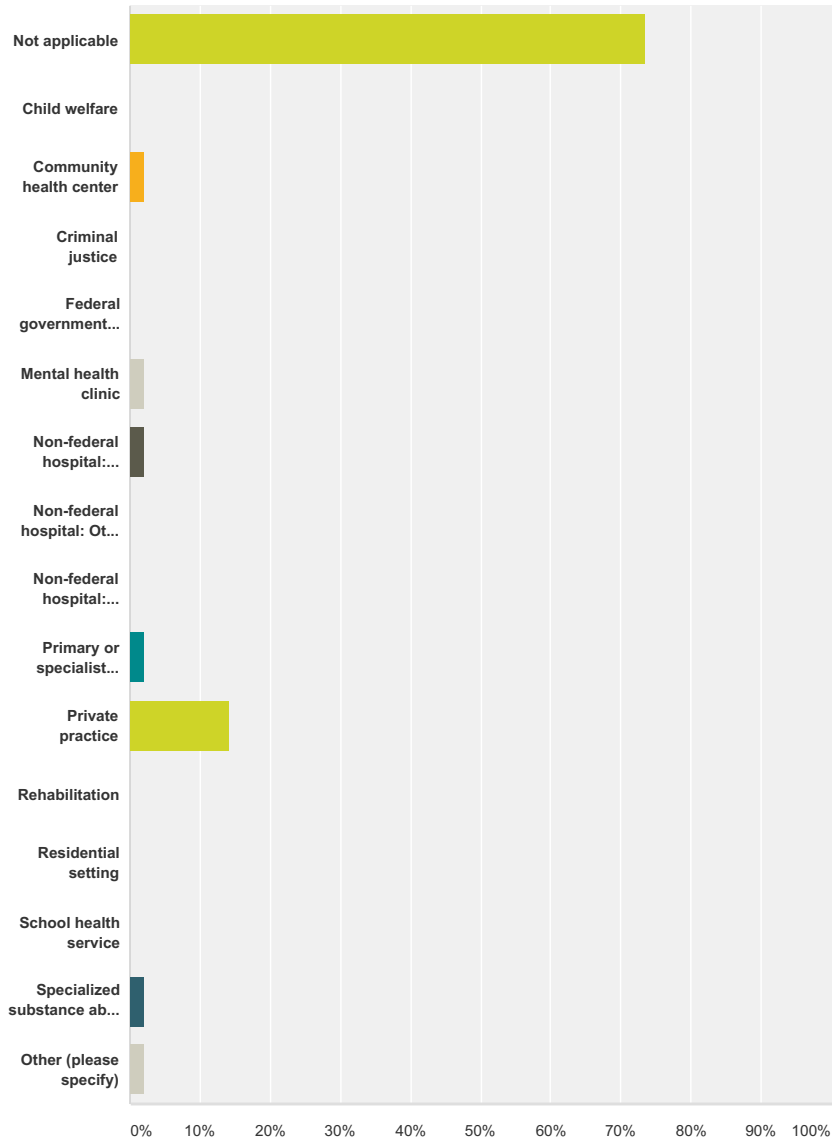
Demographic Survey - Clinical

Residential setting	0.00%	0
School health service	6.00%	3
Specialized substance abuse treatment facility	0.00%	0
Other (please specify)	14.00%	7
Total		50

#	Other (please specify)	Date
1	Non profit	2/8/2015 2:43 PM
2	non profit agency	1/20/2015 7:22 AM
3	court mediator	1/18/2015 8:10 AM
4	church	1/17/2015 1:13 PM
5	Responding to crisis situations	1/16/2015 9:51 AM
6	sex and food addiction treatment	1/15/2015 3:55 PM
7	No-profit patient advocacy	1/15/2015 3:50 PM

Q39 If applicable, which best describes the type of setting that most closely corresponds to your secondary patient care practice location?

Answered: 49 Skipped: 1



Answer Choices	Responses
Not applicable	73.47% 36
Child welfare	0.00% 0
Community health center	2.04% 1
Criminal justice	0.00% 0
Federal government hospital	0.00% 0
Mental health clinic	2.04% 1
Non-federal hospital: General Medicine	2.04% 1
Non-federal hospital: Other (e.g., nursing home unit)	0.00% 0
Non-federal hospital: Psychiatric	0.00% 0

Demographic Survey - Clinical

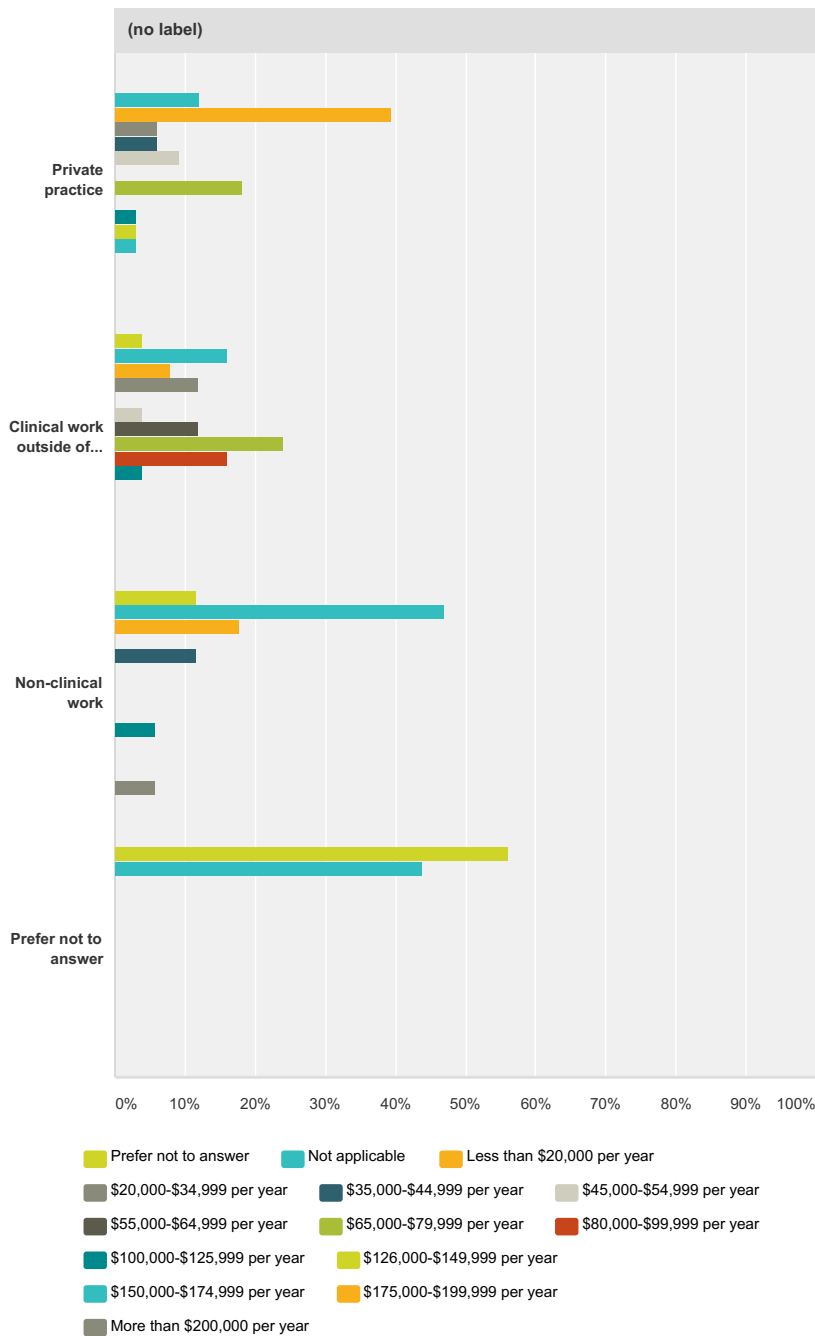
Primary or specialist medical care	2.04%	1
Private practice	14.29%	7
Rehabilitation	0.00%	0
Residential setting	0.00%	0
School health service	0.00%	0
Specialized substance abuse treatment facility	2.04%	1
Other (please specify)	2.04%	1
Total		49

#	Other (please specify)	Date
1	Graduate Dept of Couns with CSU	2/5/2015 2:11 PM

Demographic Survey - Clinical

Q40 What is your average annual income (before taxes) from:(Note: please provide information for all that apply)

Answered: 49 Skipped: 1



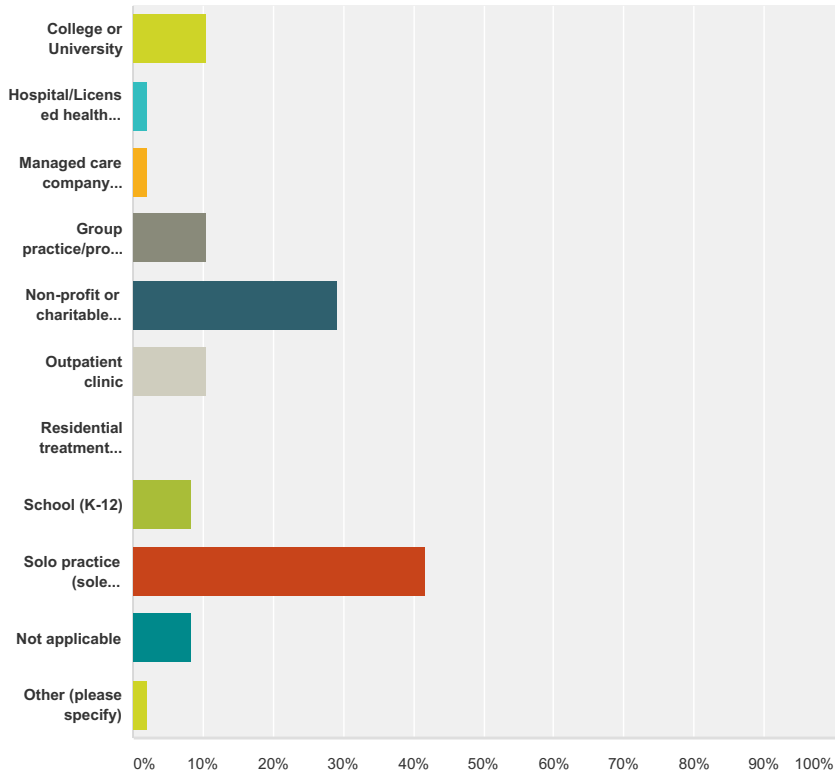
(no label)	Prefer not to answer	Not applicable	Less than \$20,000 per year	\$20,000-\$34,999 per year	\$35,000-\$44,999 per year	\$45,000-\$54,999 per year	\$55,000-\$64,999 per year	\$65,000-\$79,999 per year	\$80,000-\$99,999 per year	\$100,000-\$125,999 per year	\$126,000-\$149,999 per year	\$150,000-\$174,999 per year	\$175,000-\$199,999 per year	More than \$200,000 per year	Total
Private practice	0.00%	12.12%	39.39%	6.06%	6.06%	9.09%	0.00%	18.18%	0.00%	3.03%	3.03%	3.03%	0.00%	0.00%	33

Demographic Survey - Clinical

Clinical work outside of private practice	4.00% 1	16.00% 4	8.00% 2	12.00% 3	0.00% 0	4.00% 1	12.00% 3	24.00% 6	16.00% 4	4.00% 1	0.00% 0	0.00% 0	0.00% 0	0.00% 0	25
Non-clinical work	11.76% 2	47.06% 8	17.65% 3	0.00% 0	11.76% 2	0.00% 0	0.00% 0	0.00% 0	0.00% 0	5.88% 1	0.00% 0	0.00% 0	0.00% 0	5.88% 1	17
Prefer not to answer	56.25% 9	43.75% 7	0.00% 0	0.00% 0	0.00% 0	0.00% 0	0.00% 0	0.00% 0	0.00% 0	0.00% 0	0.00% 0	0.00% 0	0.00% 0	0.00% 0	16

Q41 Do you work in any of the following settings? (Check all that apply)

Answered: 48 Skipped: 2

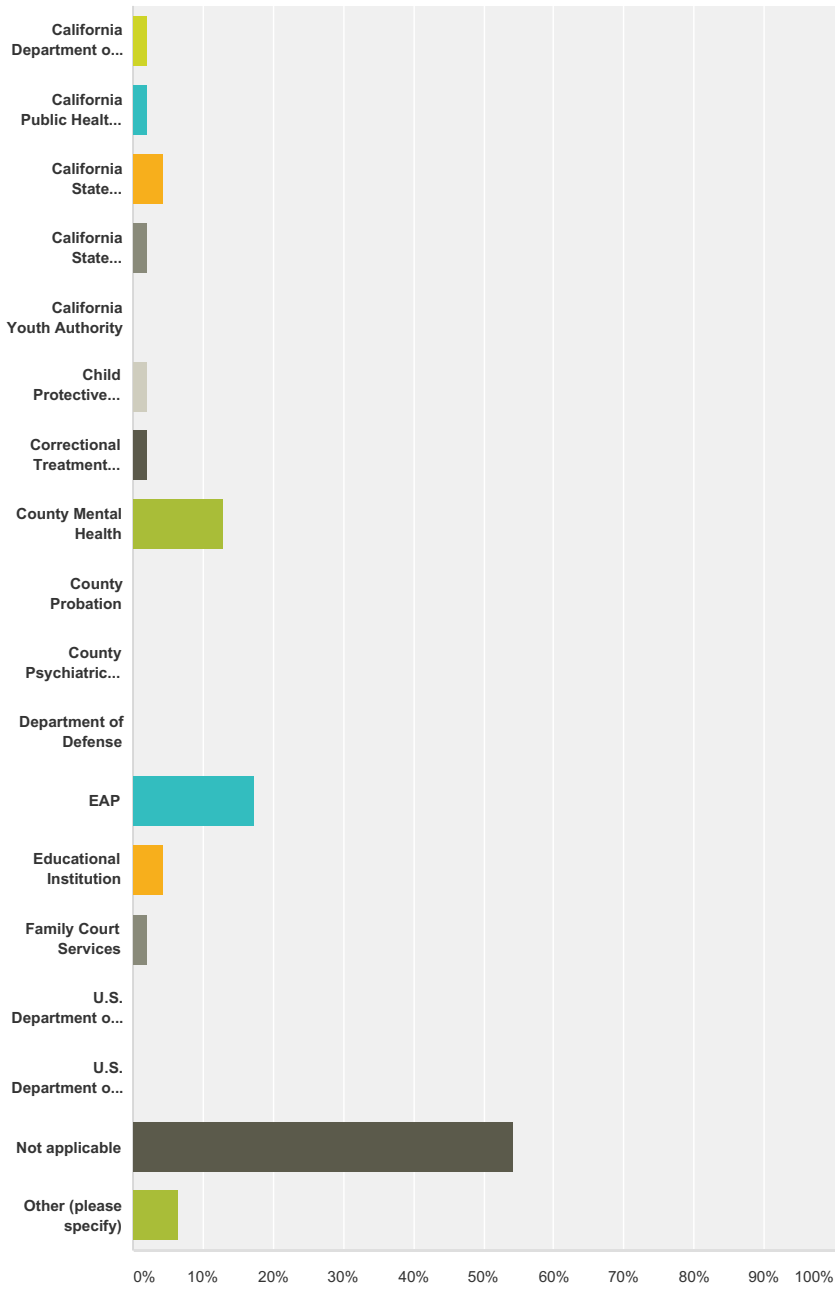


Answer Choices	Responses
College or University	10.42% 5
Hospital/Licensed health facility	2.08% 1
Managed care company including HMO, PPO, EAP, etc.	2.08% 1
Group practice/professional corporation	10.42% 5
Non-profit or charitable corporation	29.17% 14
Outpatient clinic	10.42% 5
Residential treatment facility	0.00% 0
School (K-12)	8.33% 4
Solo practice (sole proprietor or solo professional corporation)	41.67% 20
Not applicable	8.33% 4
Other (please specify)	2.08% 1
Total Respondents: 48	

#	Other (please specify)	Date
1	court	1/18/2015 8:11 AM

Q42 Do you work in any of the following settings? (Check all that apply)

Answered: 46 Skipped: 4



Answer Choices	Responses
California Department of Social Services	2.17% 1
California Public Health Service	2.17% 1
California State Department of Corrections and Rehabilitation	4.35% 2
California State Psychiatric Hospital	2.17% 1
California Youth Authority	0.00% 0
Child Protective Services or its equivalent	2.17% 1
Correctional Treatment Facility	2.17% 1

Demographic Survey - Clinical

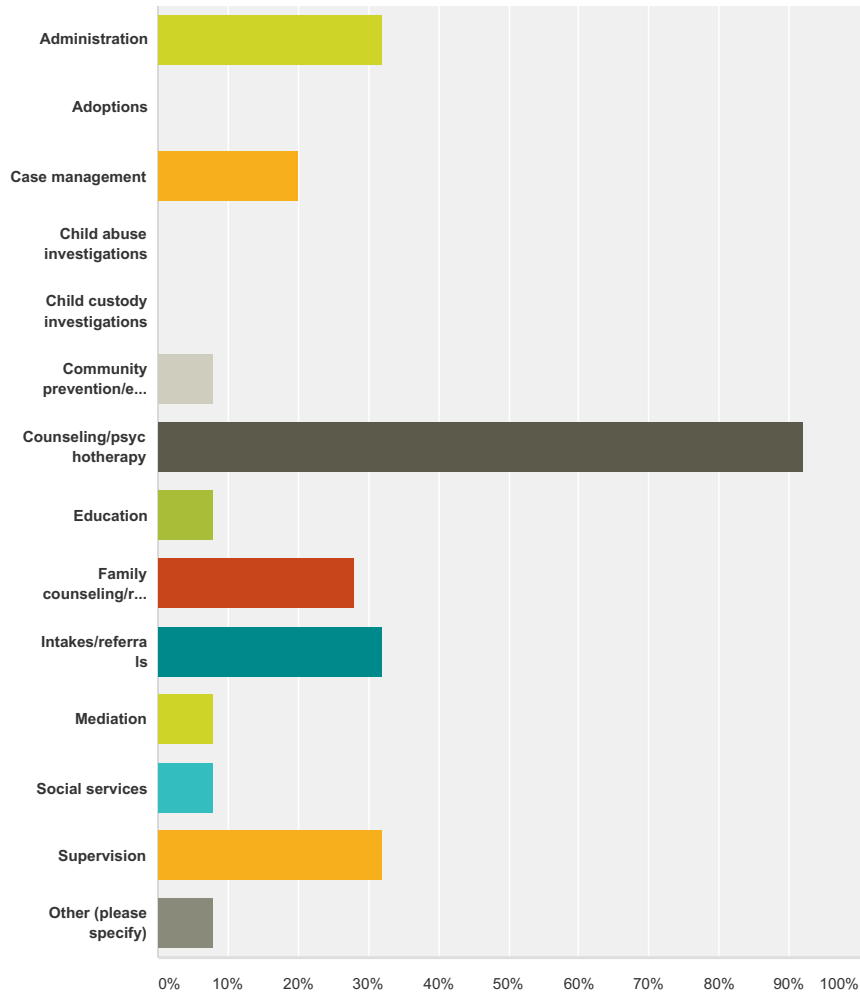
County Mental Health	13.04%	6
County Probation	0.00%	0
County Psychiatric Facility	0.00%	0
Department of Defense	0.00%	0
EAP	17.39%	8
Educational Institution	4.35%	2
Family Court Services	2.17%	1
U.S. Department of Health Services	0.00%	0
U.S. Department of Veterans Affairs	0.00%	0
Not applicable	54.35%	25
Other (please specify)	6.52%	3
Total Respondents: 46		

#	Other (please specify)	Date
1	Victims of Crime	2/5/2015 2:19 PM
2	Provide services at private practice for those referred by court order	2/4/2015 3:09 PM
3	Organizational Provider for County Mental Health	1/15/2015 4:06 PM

Demographic Survey - Clinical

Q43 What are your duties? (Check all that apply)

Answered: 25 Skipped: 25



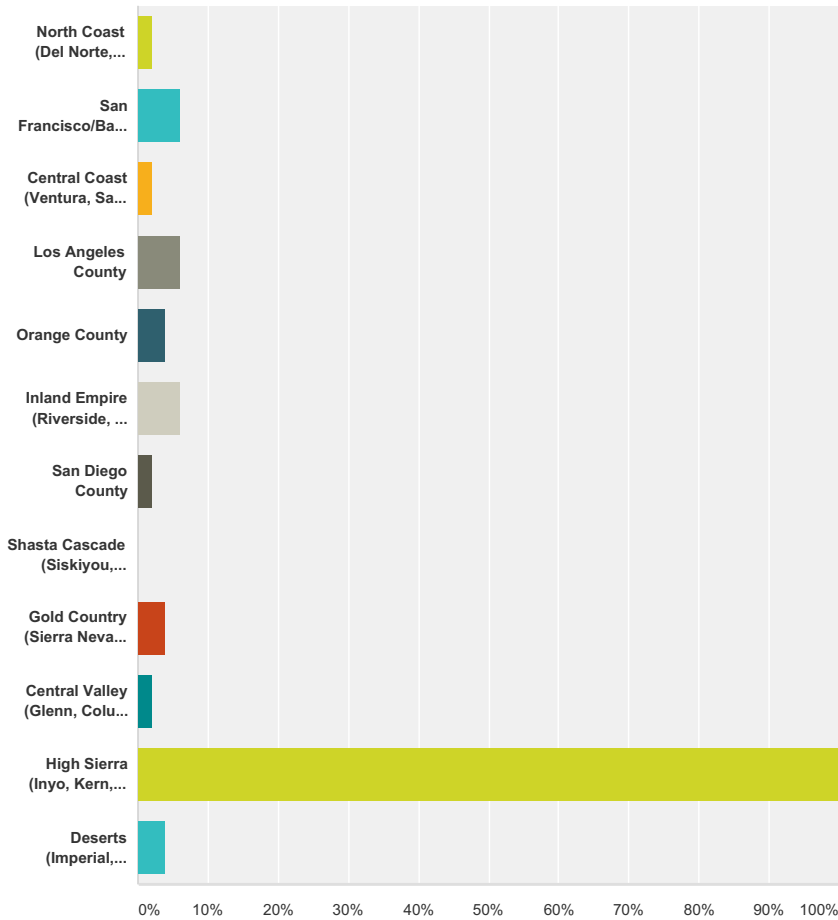
Answer Choices	Responses
Administration	32.00% 8
Adoptions	0.00% 0
Case management	20.00% 5
Child abuse investigations	0.00% 0
Child custody investigations	0.00% 0
Community prevention/education	8.00% 2
Counseling/psychotherapy	92.00% 23
Education	8.00% 2
Family counseling/reunification	28.00% 7
Intakes/referrals	32.00% 8
Mediation	8.00% 2
Social services	8.00% 2
Supervision	32.00% 8
Other (please specify)	8.00% 2

Demographic Survey - Clinical

Total Respondents: 25		
#	Other (please specify)	Date
1	Group Facilitation	2/5/2015 2:21 PM
2	crisis intervention	1/16/2015 9:54 AM

Q44 In which California region/county do you work as a marriage and family therapist or in a related position? (Check all that apply)

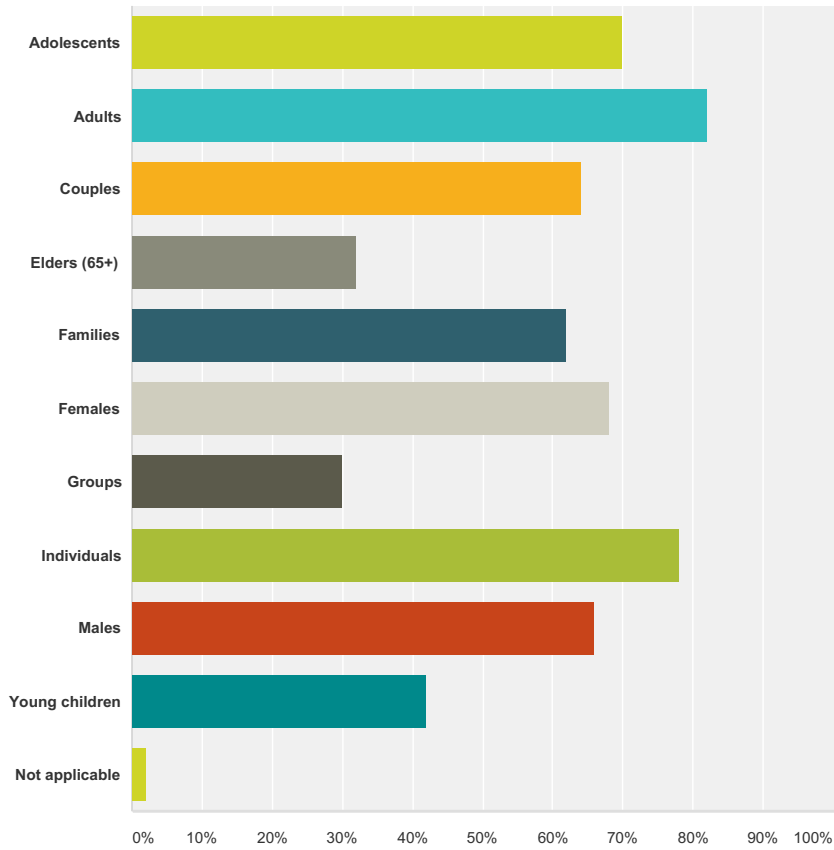
Answered: 50 Skipped: 0



Answer Choices	Responses
North Coast (Del Norte, Humboldt, Mendocino, Sonoma, Lake)	2.00% 1
San Francisco/Bay Area (San Francisco, Marin, Contra Costa, San Mateo, Alameda, Santa Cruz, Santa Clara)	6.00% 3
Central Coast (Ventura, Santa Barbara, San Luis Obispo, Monterey, San Benito)	2.00% 1
Los Angeles County	6.00% 3
Orange County	4.00% 2
Inland Empire (Riverside, San Bernardino)	6.00% 3
San Diego County	2.00% 1
Shasta Cascade (Siskiyou, Modoc, Shasta, Lassen, Tehama, Plumas, Butte, Glenn, Trinity)	0.00% 0
Gold Country (Sierra Nevada, Placer, Yuba, El Dorado, Fresno, Mariposa, Tuolumne, Calaveras, Amador, Sacramento, Sutter)	4.00% 2
Central Valley (Glenn, Colusa, Yolo, Solano, San Joaquin, Sacramento, Stanislaus, Merced, Madera)	2.00% 1
High Sierra (Inyo, Kern, Tulare, Fresno, Madera, Mariposa, Mono, Yuba, Alpine, Tuolumne, Calaveras)	100.00% 50
Deserts (Imperial, Riverside, San Bernardino)	4.00% 2
Total Respondents: 50	

Q45 With which population of clients do you typically work? (Check all that apply)

Answered: 50 Skipped: 0

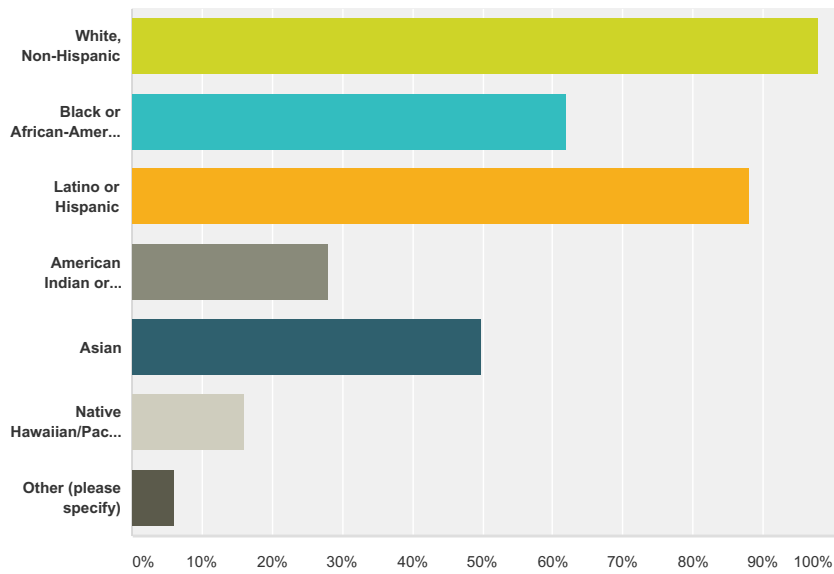


Answer Choices	Responses	Count
Adolescents	70.00%	35
Adults	82.00%	41
Couples	64.00%	32
Elders (65+)	32.00%	16
Families	62.00%	31
Females	68.00%	34
Groups	30.00%	15
Individuals	78.00%	39
Males	66.00%	33
Young children	42.00%	21
Not applicable	2.00%	1
Total Respondents: 50		

Demographic Survey - Clinical

Q46 Which cultures are represented by the patients you treat? (Check all that apply)

Answered: 50 Skipped: 0

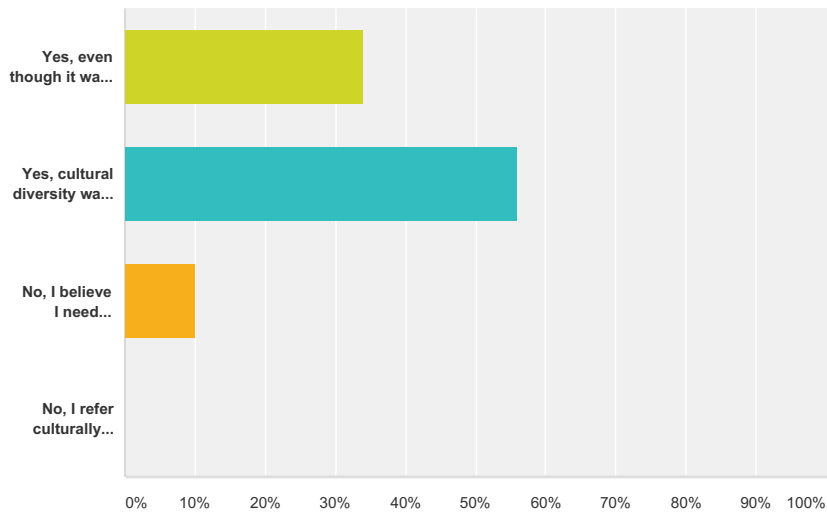


Answer Choices	Responses
White, Non-Hispanic	98.00% 49
Black or African-American	62.00% 31
Latino or Hispanic	88.00% 44
American Indian or Alaskan Native	28.00% 14
Asian	50.00% 25
Native Hawaiian/Pacific Islander	16.00% 8
Other (please specify)	6.00% 3
Total Respondents: 50	

#	Other (please specify)	Date
1	Mong and cambodian	2/5/2015 8:08 PM
2	all the above	1/22/2015 12:21 PM
3	Transgender and Gender Variant	1/15/2015 5:54 PM

Q47 Do you believe you have sufficient educational training to treat culturally diverse patients?

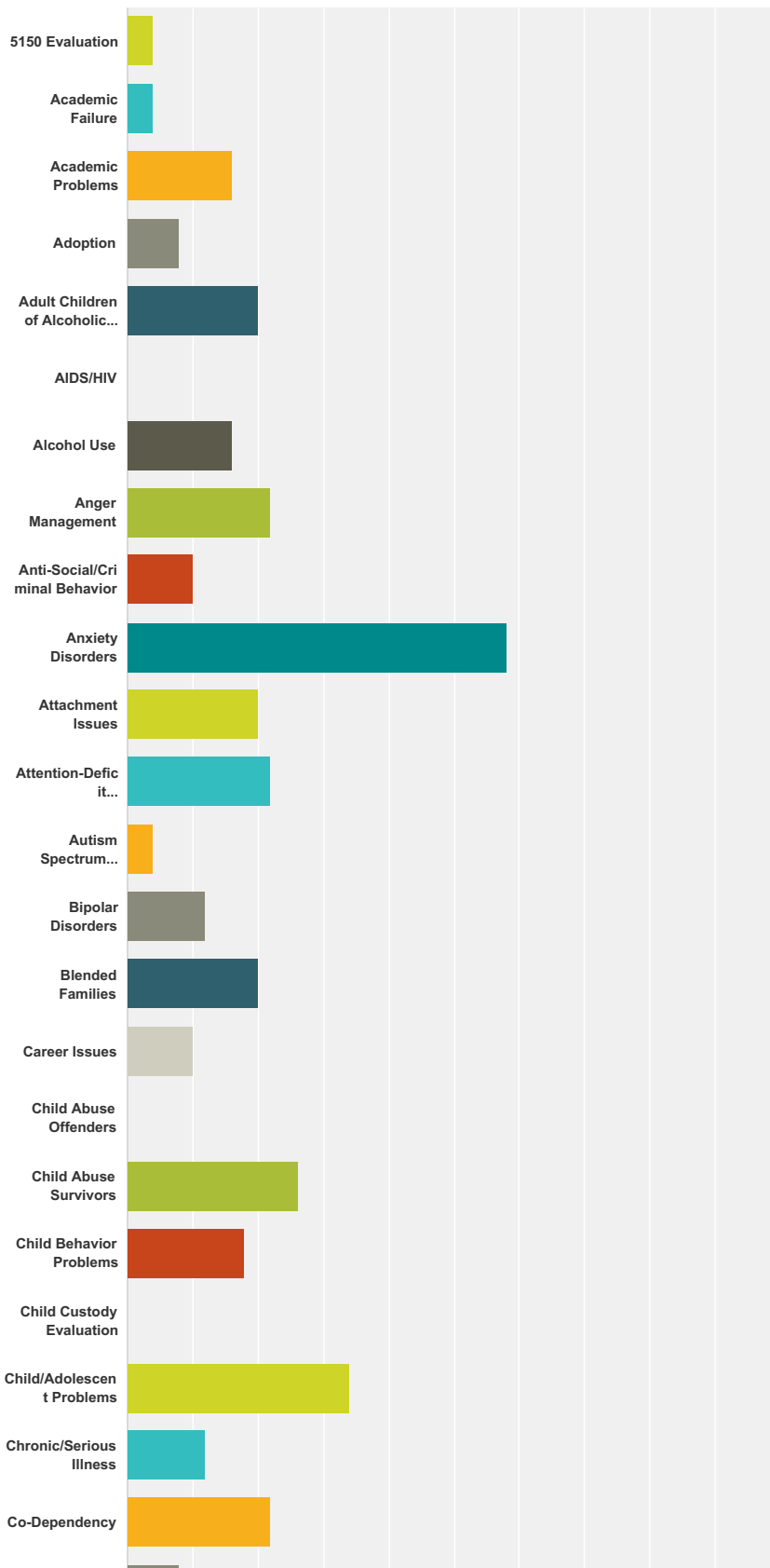
Answered: 50 Skipped: 0



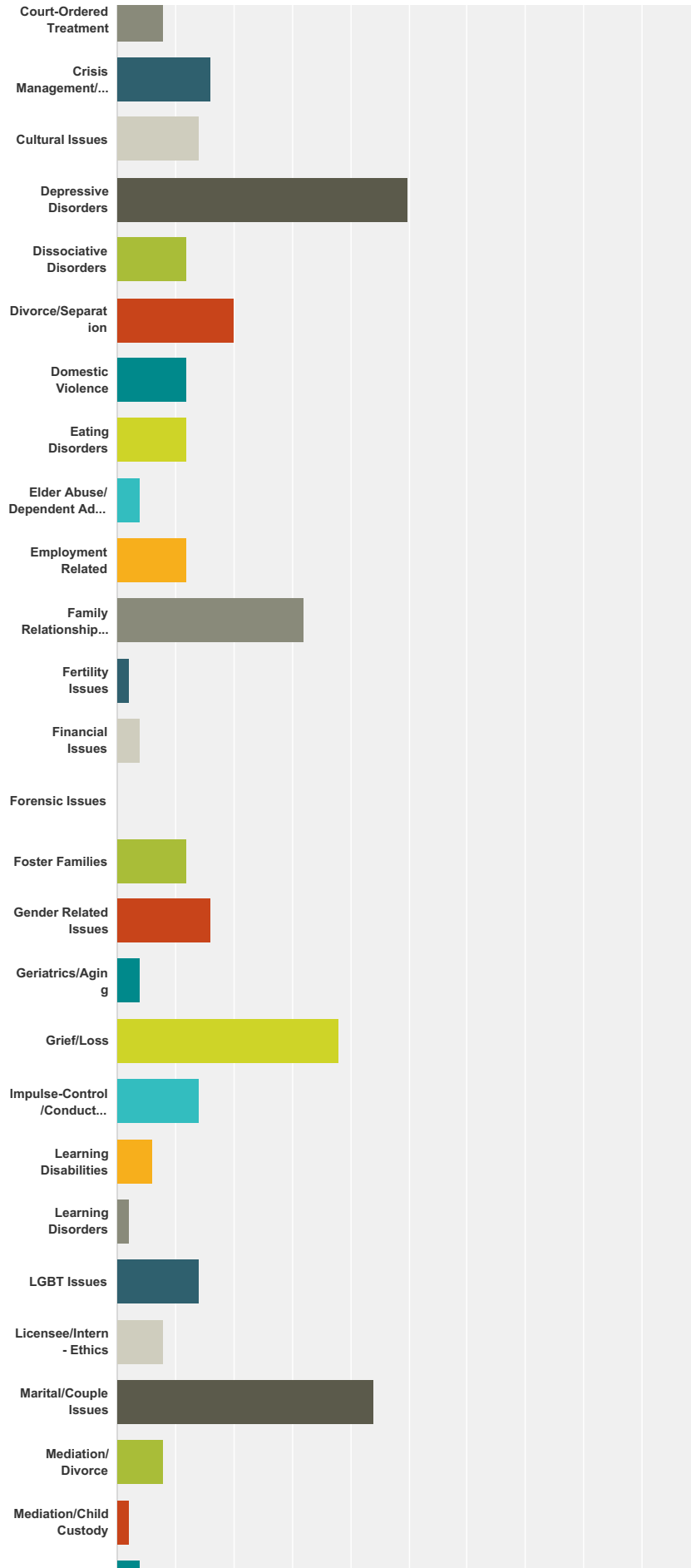
Answer Choices	Responses
Yes, even though it was not sufficiently addressed as a part of my education	34.00% 17
Yes, cultural diversity was adequately covered by my education	56.00% 28
No, I believe I need additional training to treat culturally diverse populations	10.00% 5
No, I refer culturally diverse patients to qualified therapists	0.00% 0
Total	50

**Q48 Which client issues do you work with?
(Please select up to 5 that you consider
yourself to specialize in, if applicable)**

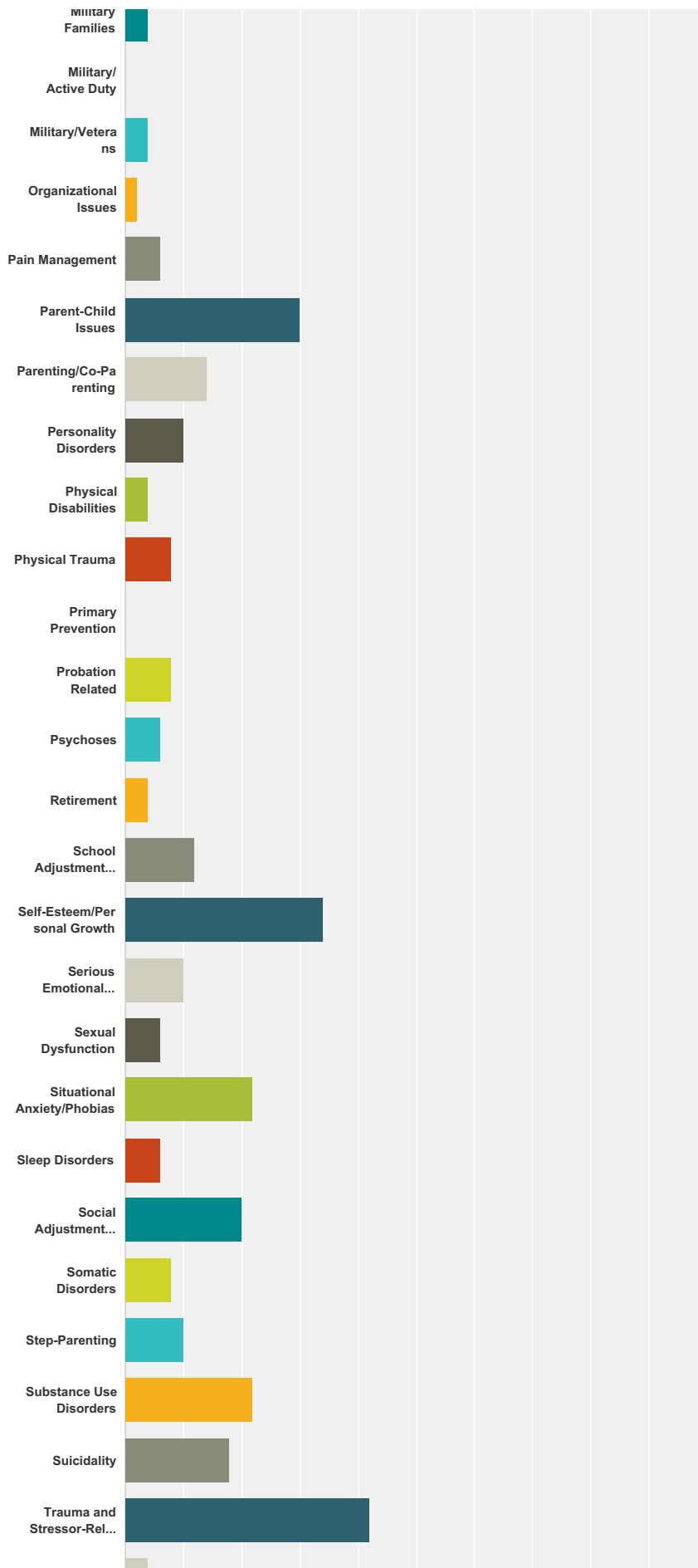
Answered: 50 Skipped: 0



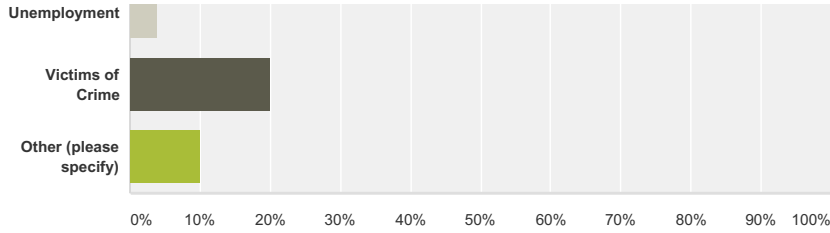
Demographic Survey - Clinical



Demographic Survey - Clinical



Demographic Survey - Clinical



Answer Choices	Responses
5150 Evaluation	4.00% 2
Academic Failure	4.00% 2
Academic Problems	16.00% 8
Adoption	8.00% 4
Adult Children of Alcoholics (ACA)	20.00% 10
AIDS/HIV	0.00% 0
Alcohol Use	16.00% 8
Anger Management	22.00% 11
Anti-Social/Criminal Behavior	10.00% 5
Anxiety Disorders	58.00% 29
Attachment Issues	20.00% 10
Attention-Deficit Hyperactivity Disorder	22.00% 11
Autism Spectrum Disorders	4.00% 2
Bipolar Disorders	12.00% 6
Blended Families	20.00% 10
Career Issues	10.00% 5
Child Abuse Offenders	0.00% 0
Child Abuse Survivors	26.00% 13
Child Behavior Problems	18.00% 9
Child Custody Evaluation	0.00% 0
Child/Adolescent Problems	34.00% 17
Chronic/Serious Illness	12.00% 6
Co-Dependency	22.00% 11
Court-Ordered Treatment	8.00% 4
Crisis Management/ Intervention	16.00% 8
Cultural Issues	14.00% 7
Depressive Disorders	50.00% 25
Dissociative Disorders	12.00% 6
Divorce/Separation	20.00% 10
Domestic Violence	12.00% 6
Eating Disorders	12.00% 6
Elder Abuse/ Dependent Adult Abuse	4.00% 2
Employment Related	12.00% 6
Family Relationship Issues	32.00% 16
Fertility Issues	2.00% 1

Demographic Survey - Clinical

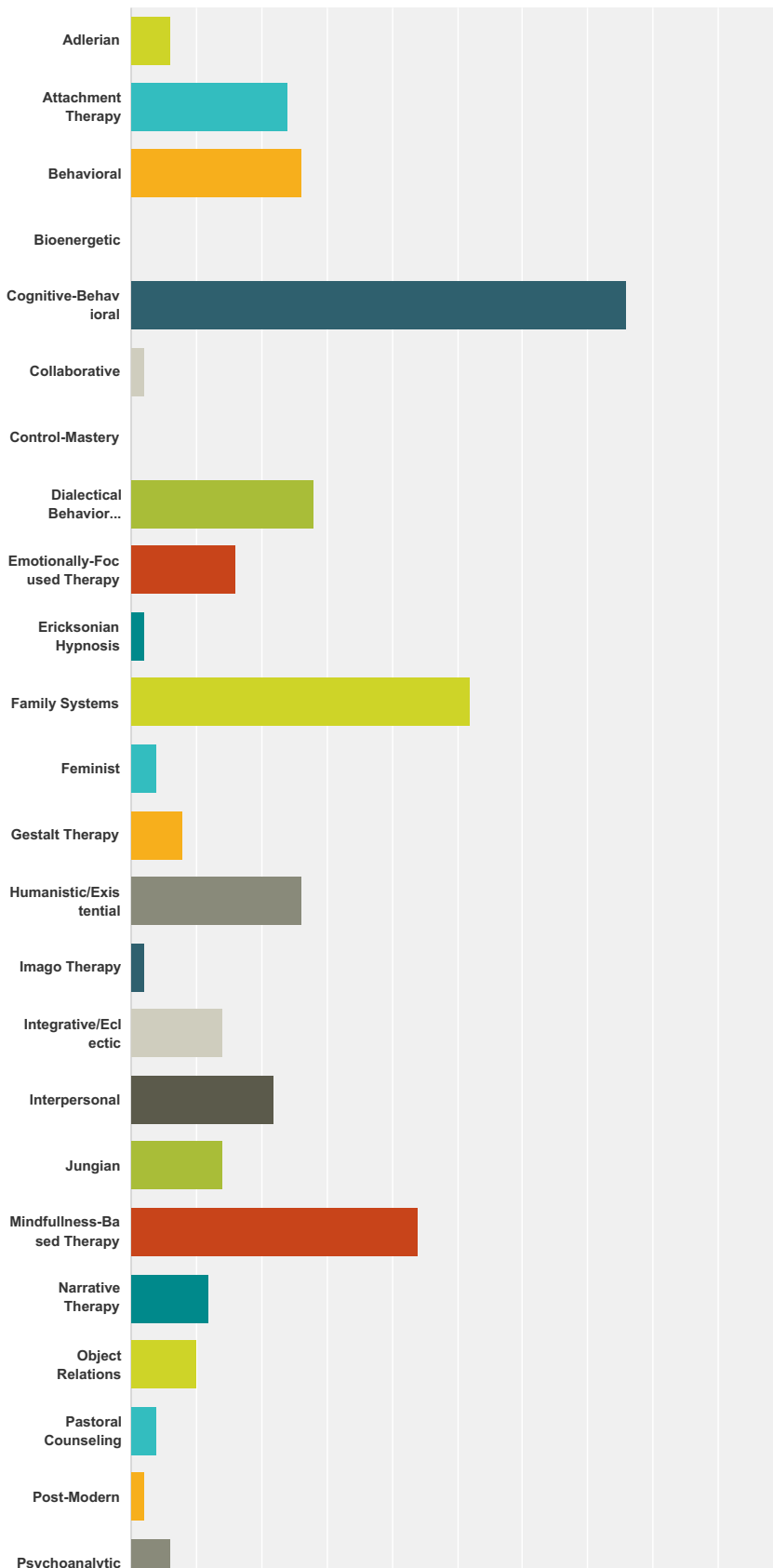
Financial Issues	4.00%	2
Forensic Issues	0.00%	0
Foster Families	12.00%	6
Gender Related Issues	16.00%	8
Geriatrics/Aging	4.00%	2
Grief/Loss	38.00%	19
Impulse-Control/Conduct Disorders	14.00%	7
Learning Disabilities	6.00%	3
Learning Disorders	2.00%	1
LGBT Issues	14.00%	7
Licensee/Intern- Ethics	8.00%	4
Marital/Couple Issues	44.00%	22
Mediation/ Divorce	8.00%	4
Mediation/Child Custody	2.00%	1
Military Families	4.00%	2
Military/ Active Duty	0.00%	0
Military/Veterans	4.00%	2
Organizational Issues	2.00%	1
Pain Management	6.00%	3
Parent-Child Issues	30.00%	15
Parenting/Co-Parenting	14.00%	7
Personality Disorders	10.00%	5
Physical Disabilities	4.00%	2
Physical Trauma	8.00%	4
Primary Prevention	0.00%	0
Probation Related	8.00%	4
Psychoses	6.00%	3
Retirement	4.00%	2
School Adjustment Problems	12.00%	6
Self-Esteem/Personal Growth	34.00%	17
Serious Emotional Disturbances (SED) Of Children	10.00%	5
Sexual Dysfunction	6.00%	3
Situational Anxiety/Phobias	22.00%	11
Sleep Disorders	6.00%	3
Social Adjustment Problems	20.00%	10
Somatic Disorders	8.00%	4
Step-Parenting	10.00%	5
Substance Use Disorders	22.00%	11
Suicidality	18.00%	9
Trauma and Stressor-Related Disorders	42.00%	21
Unemployment	4.00%	2
Victims of Crime	20.00%	10
Other (please specify)	10.00%	5

Demographic Survey - Clinical

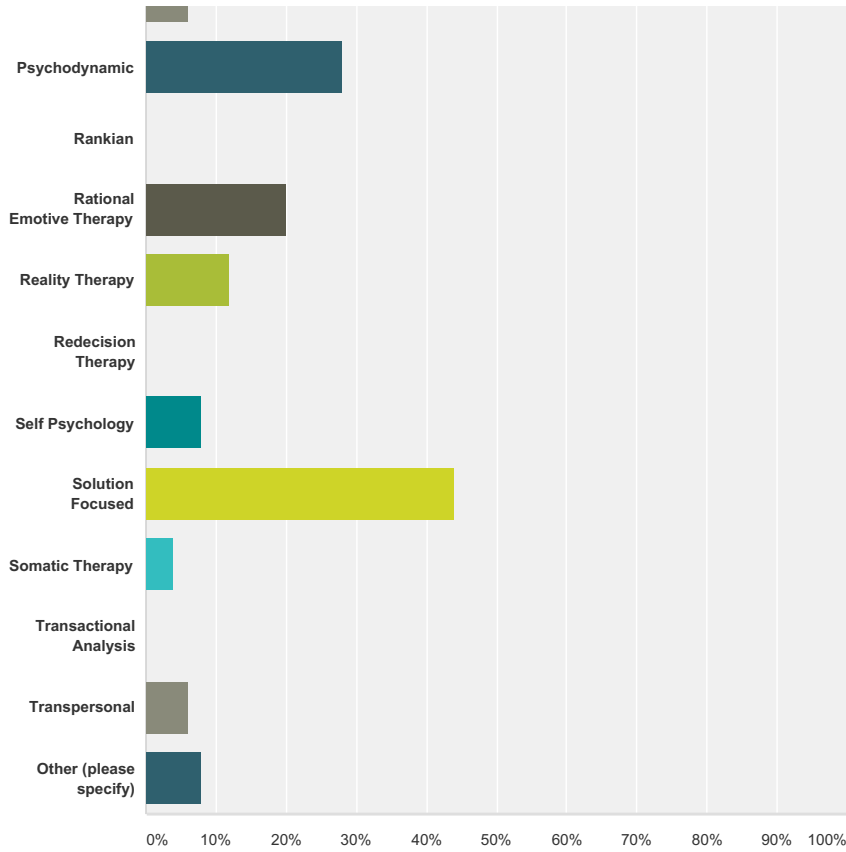
Total Respondents: 50		
#	Other (please specify)	Date
1	Self identity, self esteem, self efficacy	2/5/2015 2:30 PM
2	Sexual trauma	1/15/2015 6:21 PM
3	Transgender Transition Specialist	1/15/2015 5:56 PM
4	Infant Mental Health	1/15/2015 5:02 PM
5	sexual addiction	1/15/2015 3:59 PM

Q49 Which of the following best describe your theoretical orientation? (Check all that apply)

Answered: 50 Skipped: 0



Demographic Survey - Clinical



Answer Choices	Responses
Adlerian	6.00% 3
Attachment Therapy	24.00% 12
Behavioral	26.00% 13
Bioenergetic	0.00% 0
Cognitive-Behavioral	76.00% 38
Collaborative	2.00% 1
Control-Mastery	0.00% 0
Dialectical Behavior Therapy (DBT)	28.00% 14
Emotionally-Focused Therapy	16.00% 8
Ericksonian Hypnosis	2.00% 1
Family Systems	52.00% 26
Feminist	4.00% 2
Gestalt Therapy	8.00% 4
Humanistic/Existential	26.00% 13
Imago Therapy	2.00% 1
Integrative/Eclectic	14.00% 7
Interpersonal	22.00% 11
Jungian	14.00% 7
Mindfulness-Based Therapy	44.00% 22
Narrative Therapy	12.00% 6
Object Relations	10.00% 5

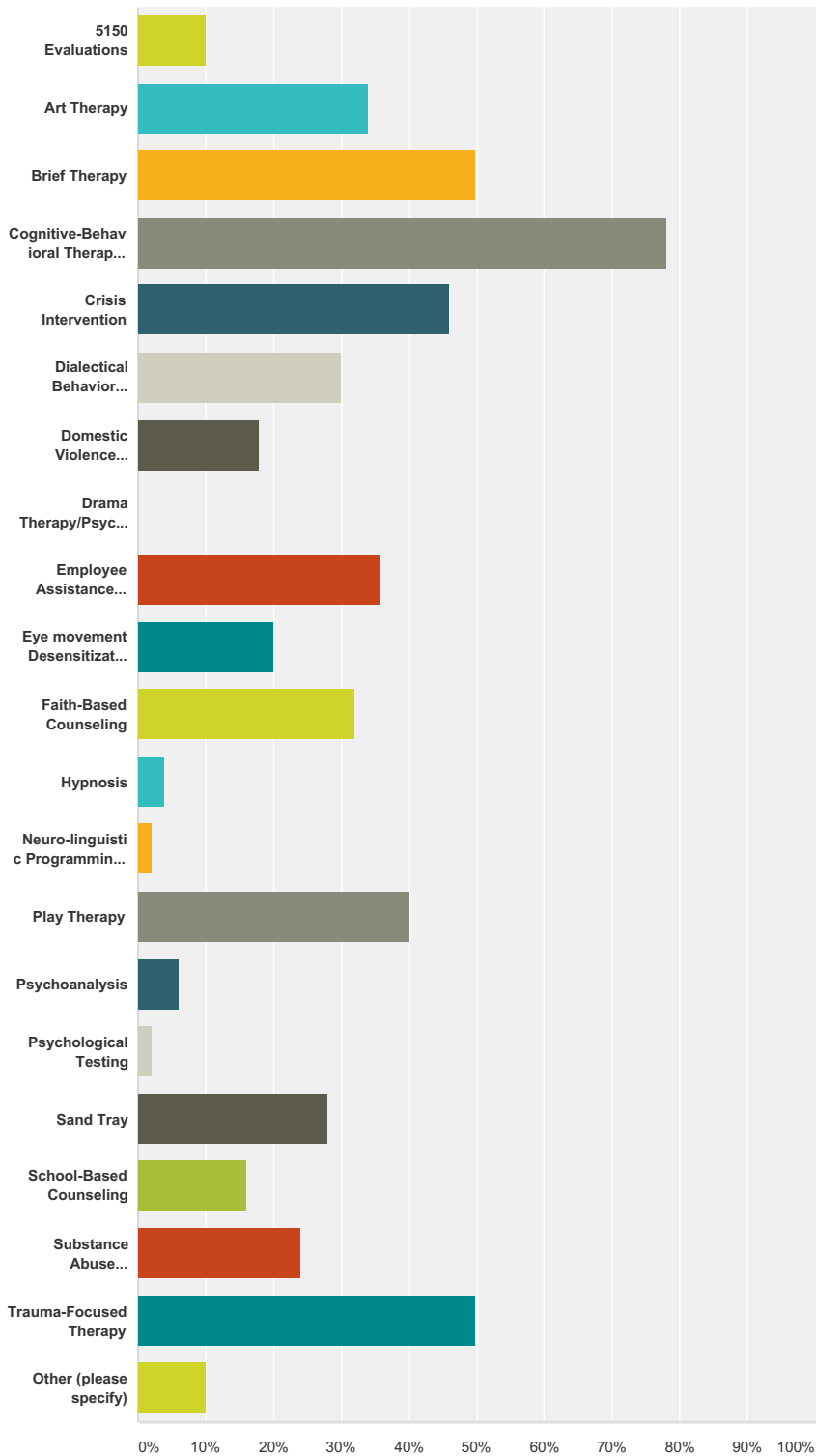
Demographic Survey - Clinical

Pastoral Counseling	4.00%	2
Post-Modern	2.00%	1
Psychoanalytic	6.00%	3
Psychodynamic	28.00%	14
Rankian	0.00%	0
Rational Emotive Therapy	20.00%	10
Reality Therapy	12.00%	6
Redecision Therapy	0.00%	0
Self Psychology	8.00%	4
Solution Focused	44.00%	22
Somatic Therapy	4.00%	2
Transactional Analysis	0.00%	0
Transpersonal	6.00%	3
Other (please specify)	8.00%	4
Total Respondents: 50		

#	Other (please specify)	Date
1	Rogerian/ client centered	2/5/2015 2:36 PM
2	EMDR Therapy	1/30/2015 8:33 PM
3	Core Trauma Therapy	1/20/2015 7:25 AM
4	Identity Restructuring	1/17/2015 1:23 PM

Q50 Which of the following therapeutic modalities, approaches or procedures do you utilize in clinical practice? (Check all that apply)

Answered: 50 Skipped: 0



Answer Choices	Responses
----------------	-----------

Demographic Survey - Clinical

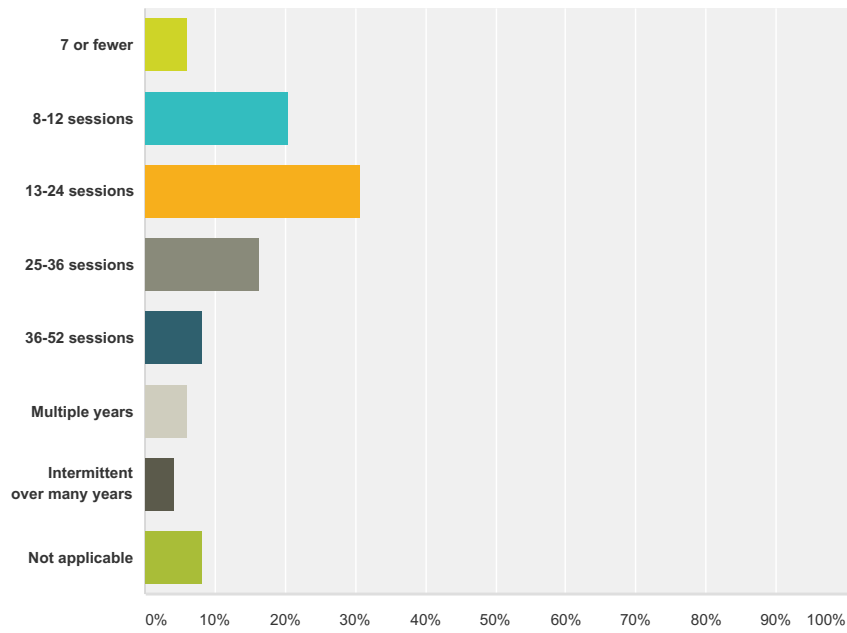
5150 Evaluations	10.00%	5
Art Therapy	34.00%	17
Brief Therapy	50.00%	25
Cognitive-Behavioral Therapy (CBT)	78.00%	39
Crisis Intervention	46.00%	23
Dialectical Behavior Therapy (DBT)	30.00%	15
Domestic Violence Counseling	18.00%	9
Drama Therapy/Psychodrama	0.00%	0
Employee Assistance Counseling (EAP)	36.00%	18
Eye movement Desensitization and Reprocessing (EMDR)	20.00%	10
Faith-Based Counseling	32.00%	16
Hypnosis	4.00%	2
Neuro-linguistic Programming (NLP)	2.00%	1
Play Therapy	40.00%	20
Psychoanalysis	6.00%	3
Psychological Testing	2.00%	1
Sand Tray	28.00%	14
School-Based Counseling	16.00%	8
Substance Abuse Counseling	24.00%	12
Trauma-Focused Therapy	50.00%	25
Other (please specify)	10.00%	5
Total Respondents: 50		

#	Other (please specify)	Date
1	Rogerian/ designing implementing treatment plan based on identified needs/	2/5/2015 2:36 PM
2	sexual addiction	1/20/2015 11:33 AM
3	prayer	1/17/2015 1:23 PM
4	to many to count here - the list is very skewed	1/15/2015 4:01 PM
5	Functional Family Therapy	1/15/2015 3:55 PM

Demographic Survey - Clinical

Q51 On average, what is the number of times you see a client before concluding treatment?

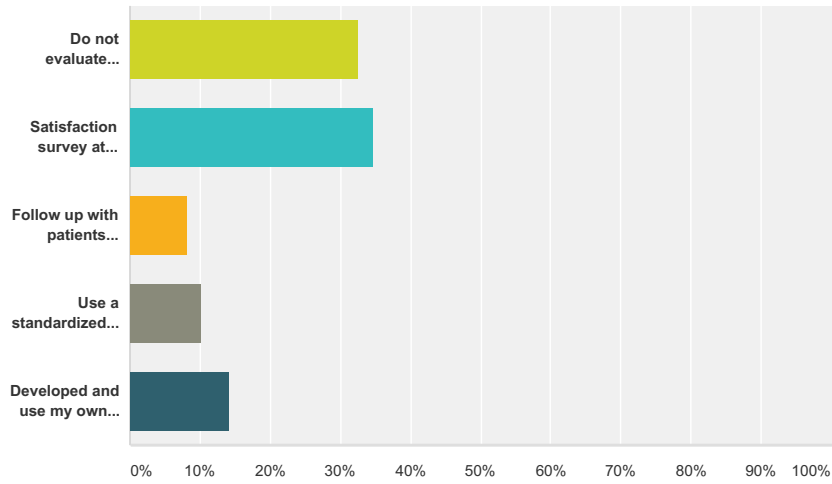
Answered: 49 Skipped: 1



Answer Choices	Responses	Count
7 or fewer	6.12%	3
8-12 sessions	20.41%	10
13-24 sessions	30.61%	15
25-36 sessions	16.33%	8
36-52 sessions	8.16%	4
Multiple years	6.12%	3
Intermittent over many years	4.08%	2
Not applicable	8.16%	4
Total		49

Q52 What means do you use to determine whether treatment is successful?

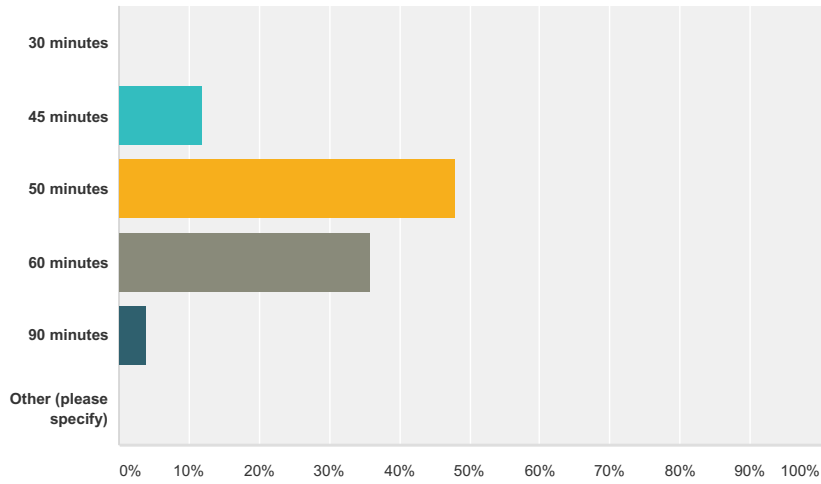
Answered: 49 Skipped: 1



Answer Choices	Responses
Do not evaluate outcomes	32.65% 16
Satisfaction survey at conclusion of treatment/Termination interview	34.69% 17
Follow up with patients following treatment	8.16% 4
Use a standardized outcomes instrument	10.20% 5
Developed and use my own outcomes instrument	14.29% 7
Total	49

Q53 What is the average length of a session with a client?

Answered: 50 Skipped: 0

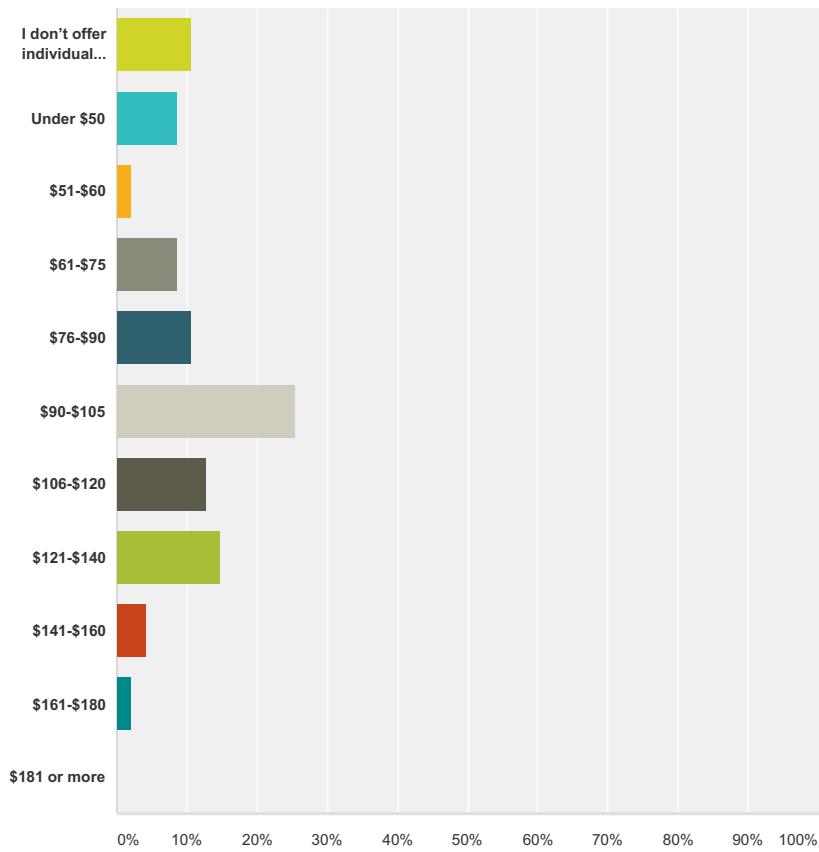


Answer Choices	Responses
30 minutes	0.00% 0
45 minutes	12.00% 6
50 minutes	48.00% 24
60 minutes	36.00% 18
90 minutes	4.00% 2
Other (please specify)	0.00% 0
Total	50

#	Other (please specify)	Date
	There are no responses.	

Q54 What is the usual and customary fee CHARGED by you or your employer for an hour of individual psychotherapy?

Answered: 47 Skipped: 3

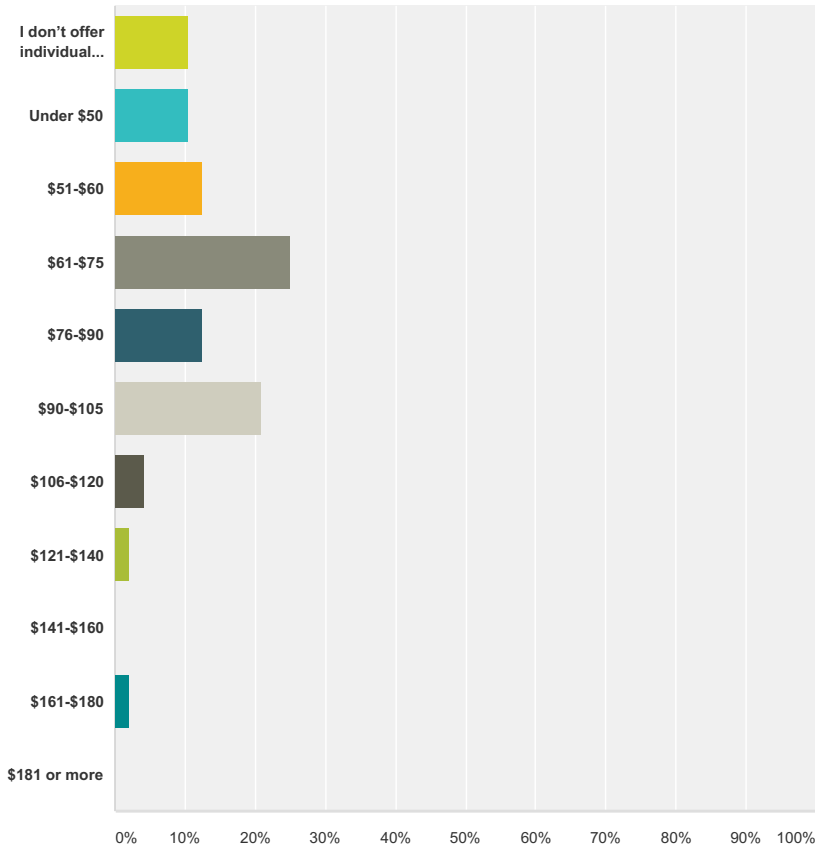


Answer Choices	Responses
I don't offer individual psychotherapy	10.64% 5
Under \$50	8.51% 4
\$51-\$60	2.13% 1
\$61-\$75	8.51% 4
\$76-\$90	10.64% 5
\$90-\$105	25.53% 12
\$106-\$120	12.77% 6
\$121-\$140	14.89% 7
\$141-\$160	4.26% 2
\$161-\$180	2.13% 1
\$181 or more	0.00% 0
Total	47

Demographic Survey - Clinical

Q55 What is the actual average fee PAID for an hour of individual psychotherapy (Taking into account discounted fees or sliding fee scales.)

Answered: 48 Skipped: 2

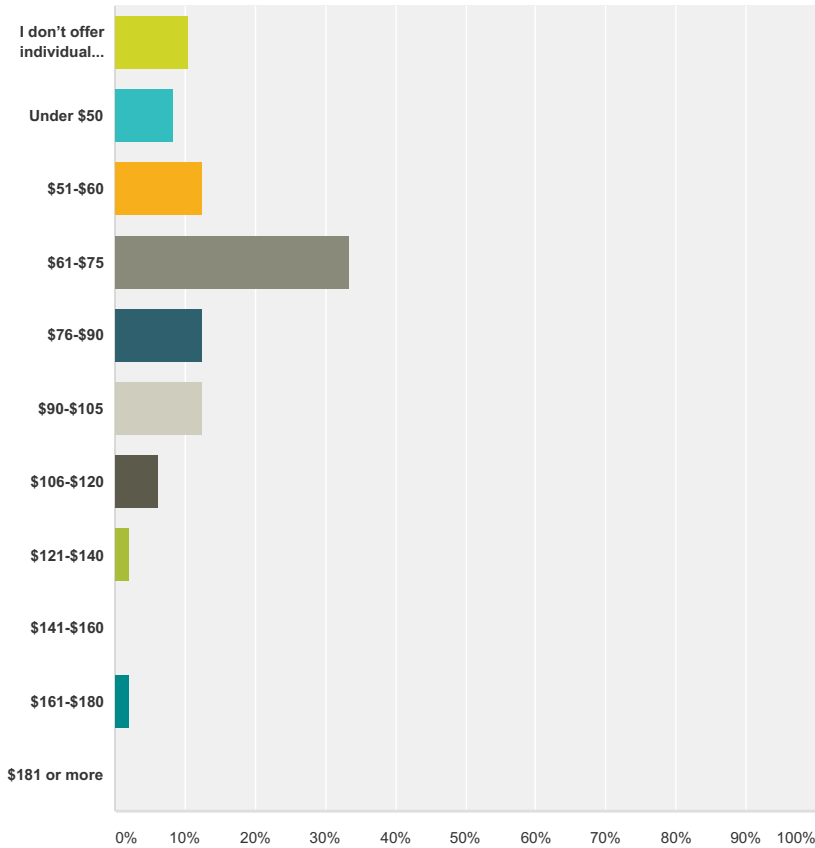


Answer Choices	Responses	Count
I don't offer individual psychotherapy	10.42%	5
Under \$50	10.42%	5
\$51-\$60	12.50%	6
\$61-\$75	25.00%	12
\$76-\$90	12.50%	6
\$90-\$105	20.83%	10
\$106-\$120	4.17%	2
\$121-\$140	2.08%	1
\$141-\$160	0.00%	0
\$161-\$180	2.08%	1
\$181 or more	0.00%	0
Total		48

Demographic Survey - Clinical

Q56 What is the actual average fee PAID for an hour of individual psychotherapy (Taking into account managed care reimbursement rates.)

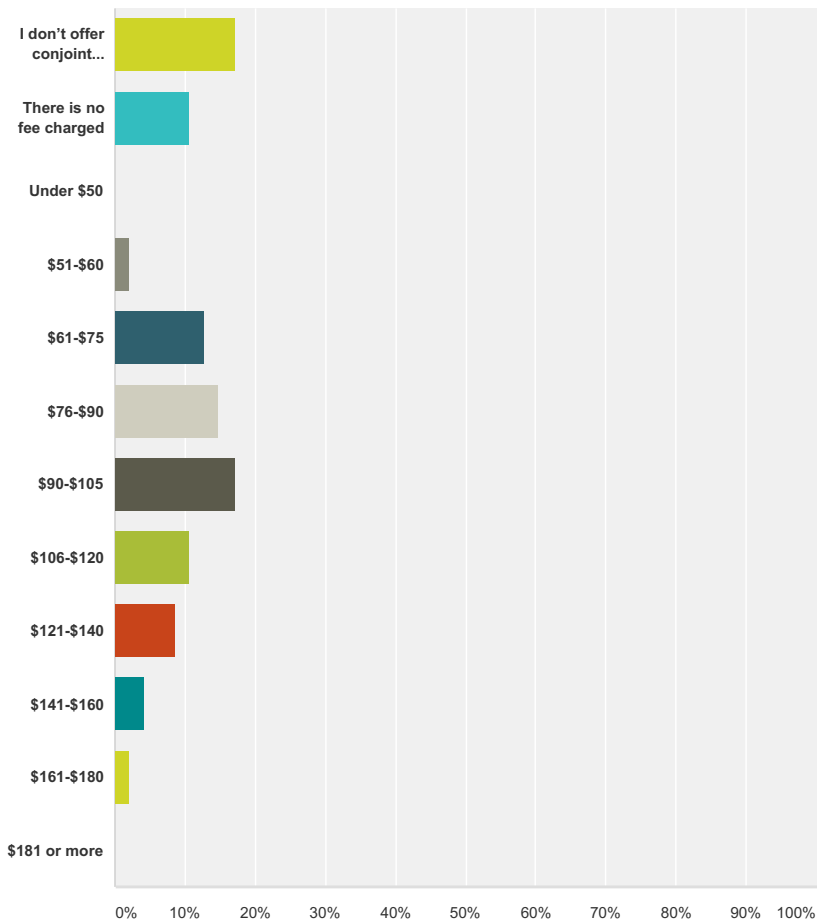
Answered: 48 Skipped: 2



Answer Choices	Responses	Count
I don't offer individual psychotherapy	10.42%	5
Under \$50	8.33%	4
\$51-\$60	12.50%	6
\$61-\$75	33.33%	16
\$76-\$90	12.50%	6
\$90-\$105	12.50%	6
\$106-\$120	6.25%	3
\$121-\$140	2.08%	1
\$141-\$160	0.00%	0
\$161-\$180	2.08%	1
\$181 or more	0.00%	0
Total		48

Q57 What is the usual and customary fee charged by you or your employer for an hour of conjoint therapy?

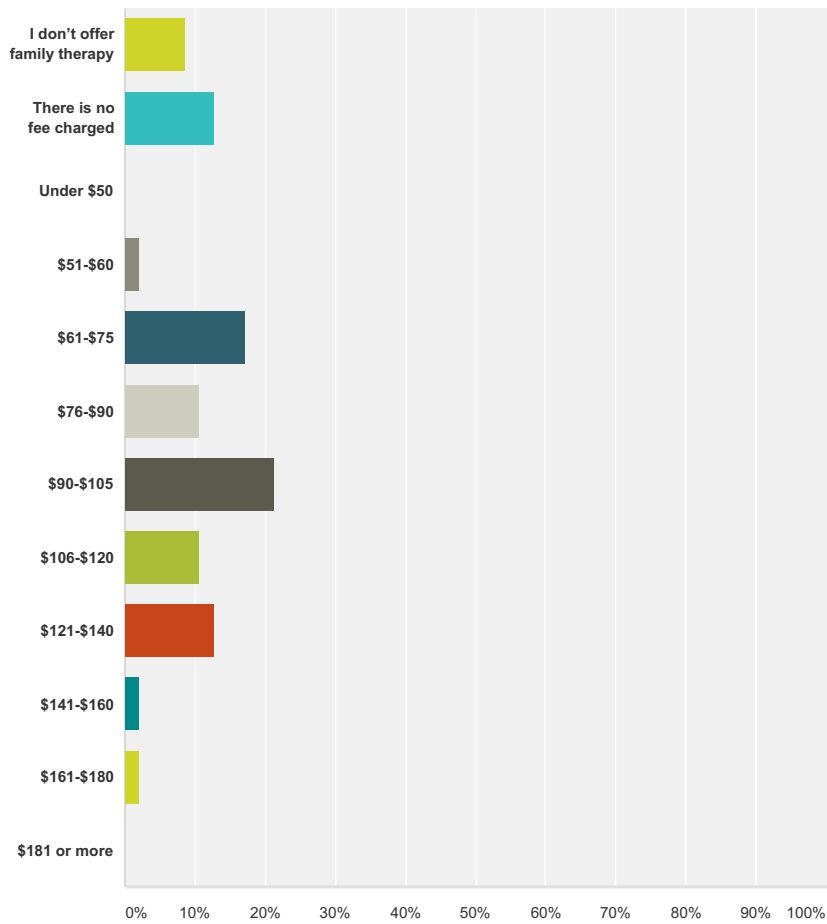
Answered: 47 Skipped: 3



Answer Choices	Responses	
I don't offer conjoint therapy	17.02%	8
There is no fee charged	10.64%	5
Under \$50	0.00%	0
\$51-\$60	2.13%	1
\$61-\$75	12.77%	6
\$76-\$90	14.89%	7
\$90-\$105	17.02%	8
\$106-\$120	10.64%	5
\$121-\$140	8.51%	4
\$141-\$160	4.26%	2
\$161-\$180	2.13%	1
\$181 or more	0.00%	0
Total		47

Q58 What is the usual and customary fee charged by you or your employer for an hour of family therapy?

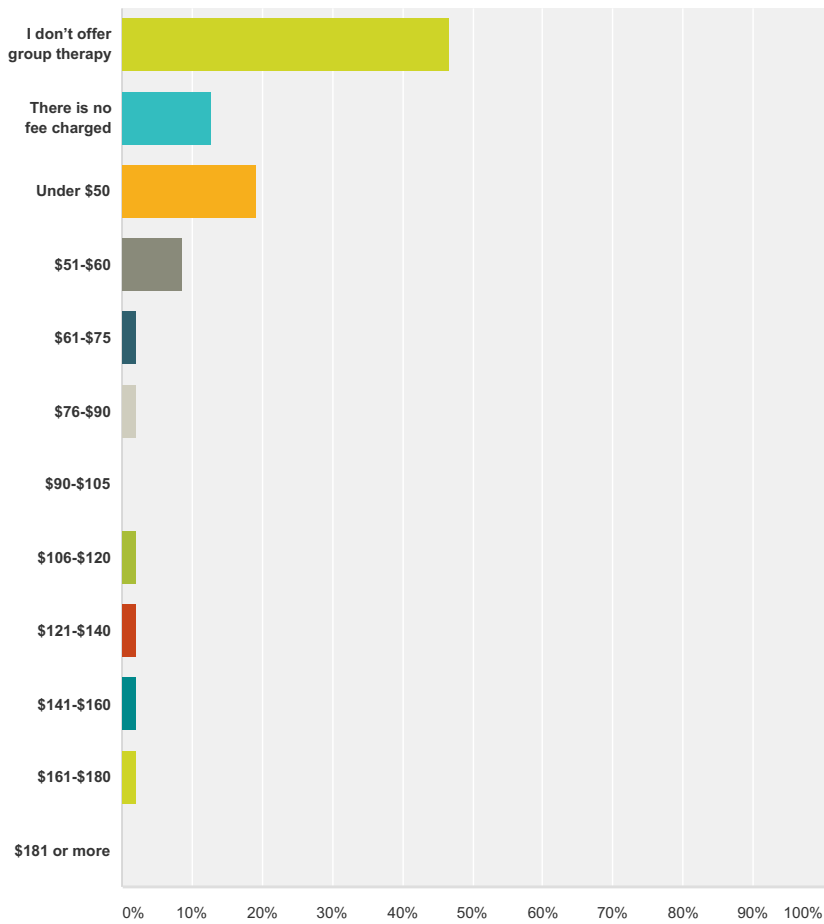
Answered: 47 Skipped: 3



Answer Choices	Responses	
I don't offer family therapy	8.51%	4
There is no fee charged	12.77%	6
Under \$50	0.00%	0
\$51-\$60	2.13%	1
\$61-\$75	17.02%	8
\$76-\$90	10.64%	5
\$90-\$105	21.28%	10
\$106-\$120	10.64%	5
\$121-\$140	12.77%	6
\$141-\$160	2.13%	1
\$161-\$180	2.13%	1
\$181 or more	0.00%	0
Total		47

Q59 What is the usual and customary fee charged by you or your employer for an hour of group therapy?

Answered: 47 Skipped: 3

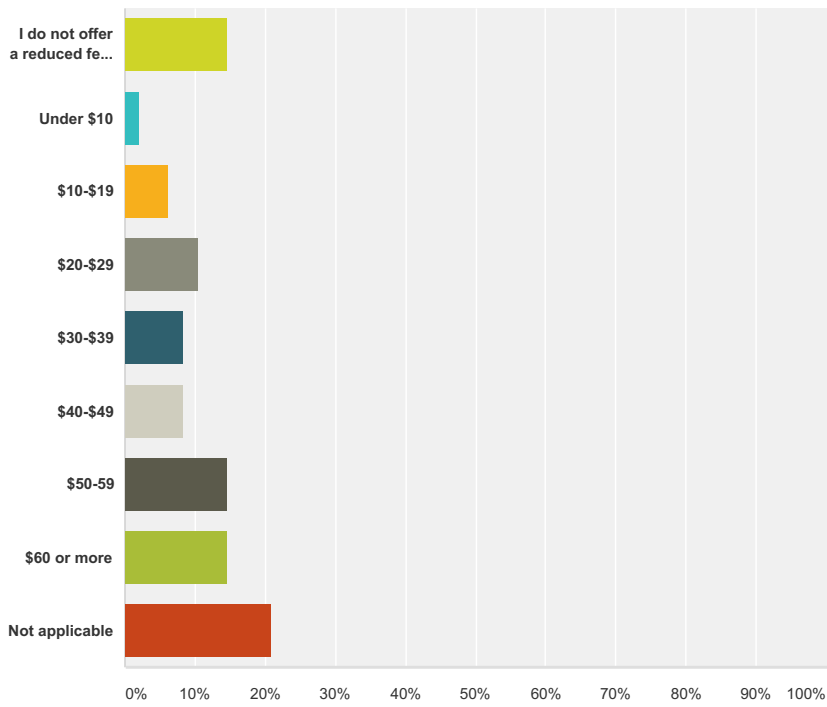


Answer Choices	Responses	
I don't offer group therapy	46.81%	22
There is no fee charged	12.77%	6
Under \$50	19.15%	9
\$51-\$60	8.51%	4
\$61-\$75	2.13%	1
\$76-\$90	2.13%	1
\$90-\$105	0.00%	0
\$106-\$120	2.13%	1
\$121-\$140	2.13%	1
\$141-\$160	2.13%	1
\$161-\$180	2.13%	1
\$181 or more	0.00%	0
Total		47

Demographic Survey - Clinical

Q60 If you or your employer charge according to a sliding fee scale, what is the lowest fee charged?

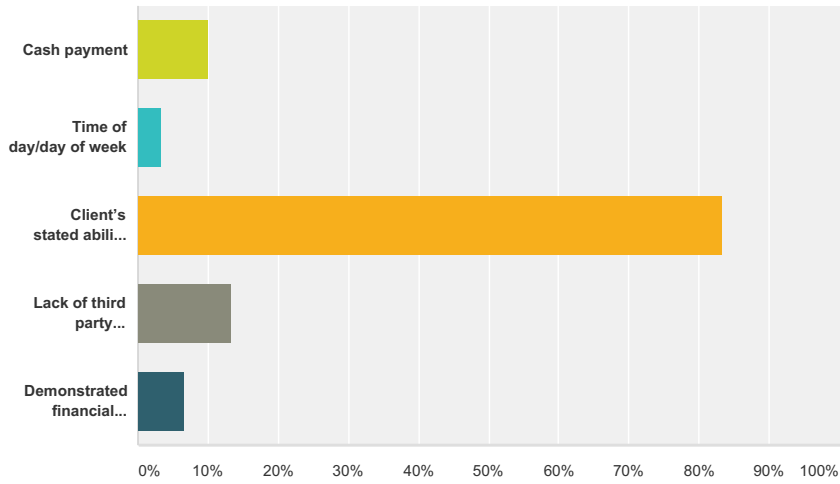
Answered: 48 Skipped: 2



Answer Choices	Responses	
I do not offer a reduced fee or sliding scale	14.58%	7
Under \$10	2.08%	1
\$10-\$19	6.25%	3
\$20-\$29	10.42%	5
\$30-\$39	8.33%	4
\$40-\$49	8.33%	4
\$50-\$59	14.58%	7
\$60 or more	14.58%	7
Not applicable	20.83%	10
Total		48

Q61 How is your reduced fee or sliding scale determined?

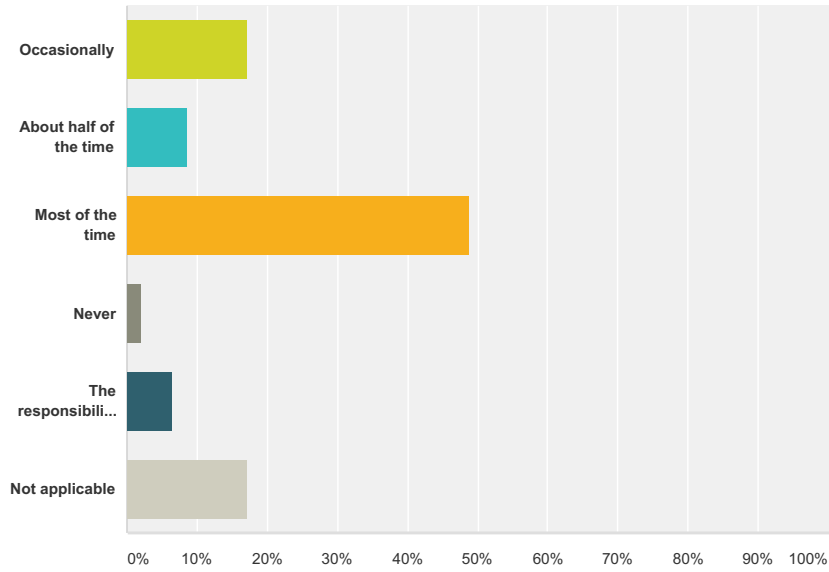
Answered: 30 Skipped: 20



Answer Choices	Responses
Cash payment	10.00% 3
Time of day/day of week	3.33% 1
Client's stated ability to pay with no verification	83.33% 25
Lack of third party reimbursement	13.33% 4
Demonstrated financial hardship, such as a tax return, etc.	6.67% 2
Total Respondents: 30	

Q62 How often are you or your employer partially or fully reimbursed by a third-party payer (e.g., an insurance plan, Medi-Cal, Victims of Crime, etc.)?

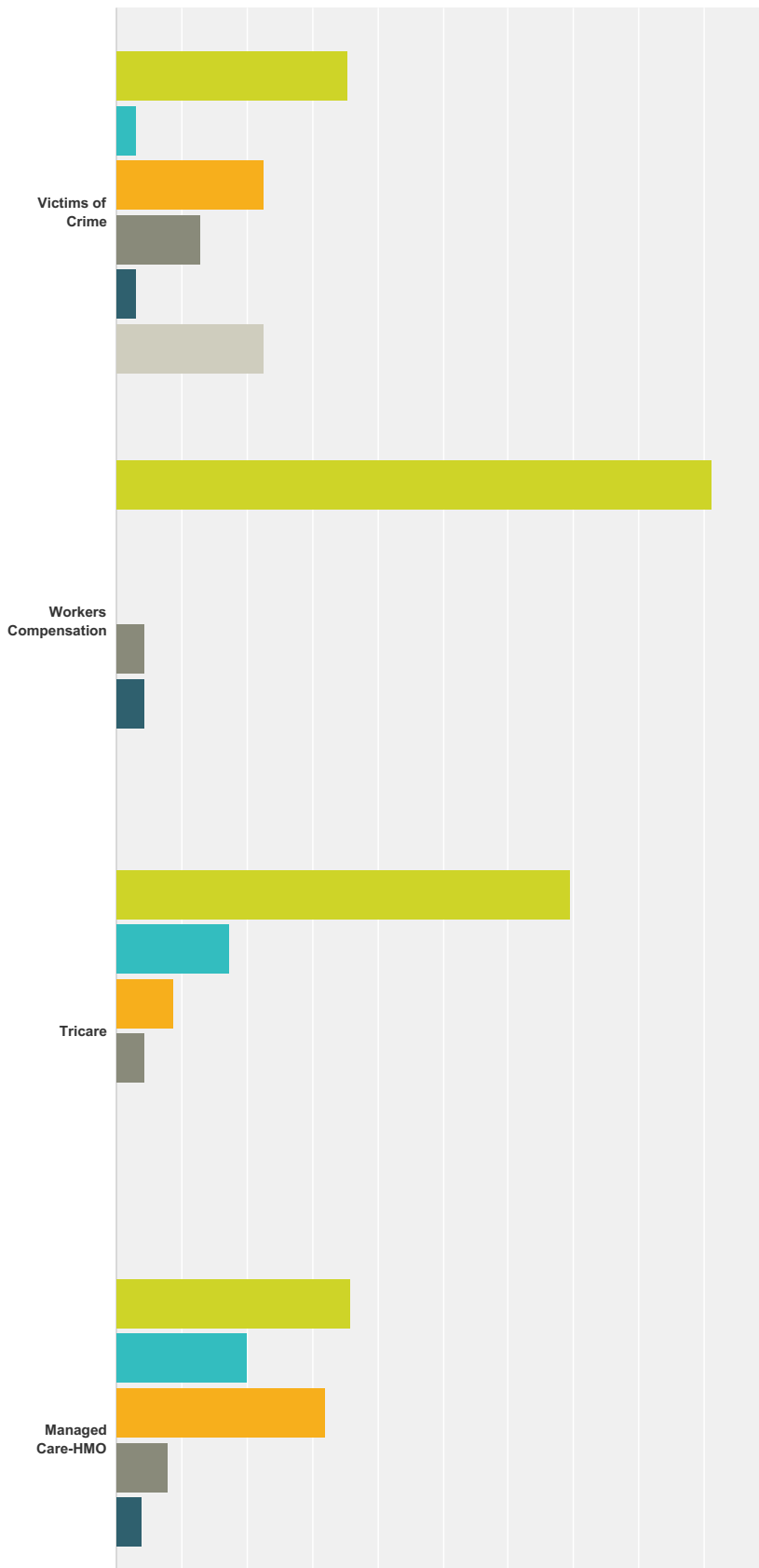
Answered: 47 Skipped: 3



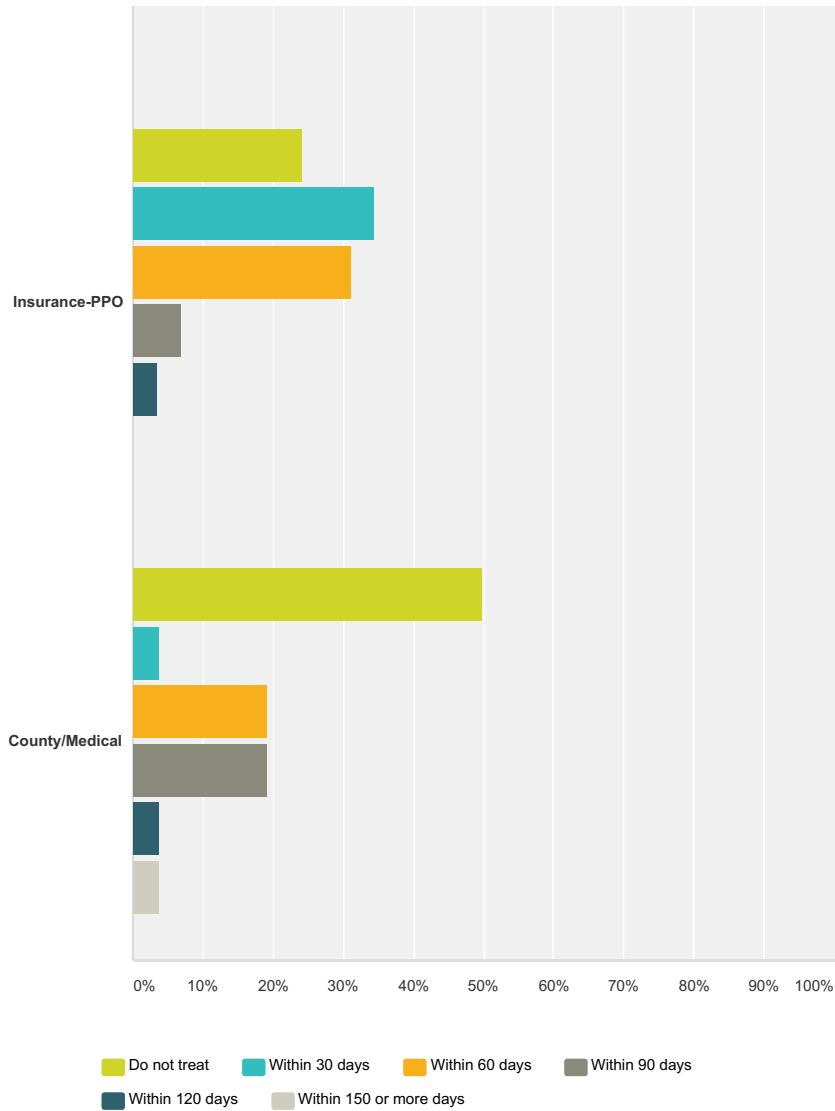
Answer Choices	Responses	
Occasionally	17.02%	8
About half of the time	8.51%	4
Most of the time	48.94%	23
Never	2.13%	1
The responsibility of insurance claims is handled by the patient	6.38%	3
Not applicable	17.02%	8
Total		47

Q63 What is the average length of time you or your employer must wait following initial billing before you are reimbursed?

Answered: 36 Skipped: 14



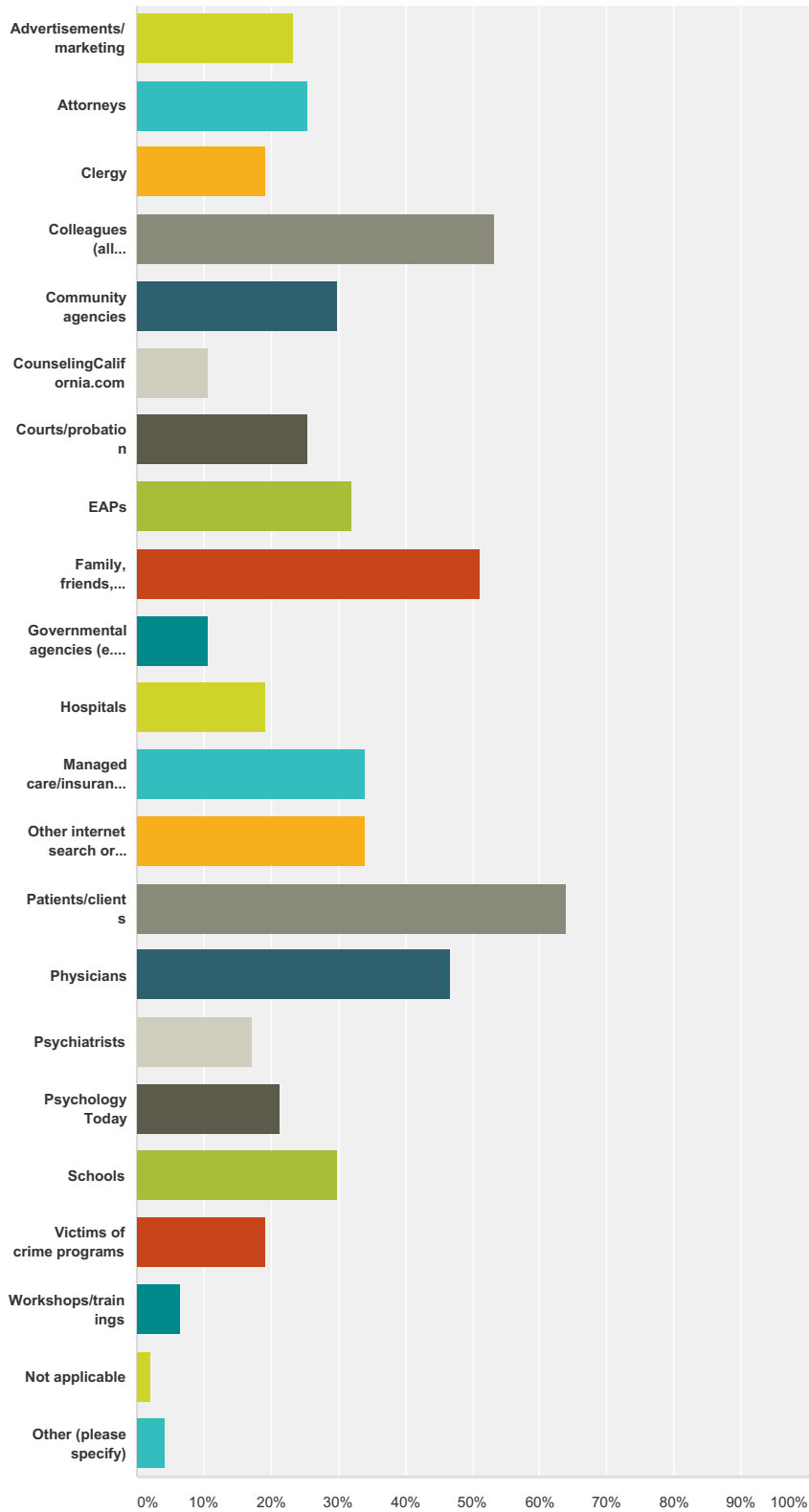
Demographic Survey - Clinical



	Do not treat	Within 30 days	Within 60 days	Within 90 days	Within 120 days	Within 150 or more days	Total
Victims of Crime	35.48% 11	3.23% 1	22.58% 7	12.90% 4	3.23% 1	22.58% 7	31
Workers Compensation	91.30% 21	0.00% 0	0.00% 0	4.35% 1	4.35% 1	0.00% 0	23
Tricare	69.57% 16	17.39% 4	8.70% 2	4.35% 1	0.00% 0	0.00% 0	23
Managed Care-HMO	36.00% 9	20.00% 5	32.00% 8	8.00% 2	4.00% 1	0.00% 0	25
Insurance-PPO	24.14% 7	34.48% 10	31.03% 9	6.90% 2	3.45% 1	0.00% 0	29
County/Medical	50.00% 13	3.85% 1	19.23% 5	19.23% 5	3.85% 1	3.85% 1	26

Q64 What is your source for patient referrals? (Check all that apply)

Answered: 47 Skipped: 3



Answer Choices	Responses
----------------	-----------

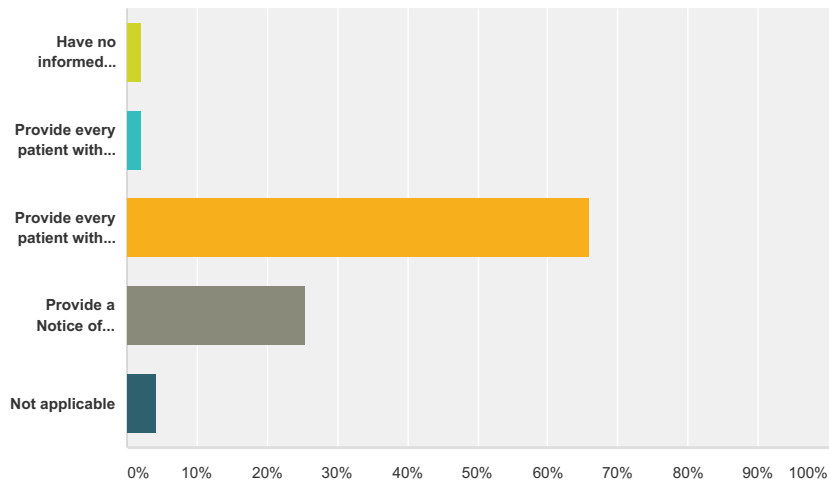
Demographic Survey - Clinical

Advertisements/marketing	23.40%	11
Attorneys	25.53%	12
Clergy	19.15%	9
Colleagues (all disciplines)	53.19%	25
Community agencies	29.79%	14
CounselingCalifornia.com	10.64%	5
Courts/probation	25.53%	12
EAPs	31.91%	15
Family, friends, neighbors	51.06%	24
Governmental agencies (e.g., CPS, DSS)	10.64%	5
Hospitals	19.15%	9
Managed care/insurance company	34.04%	16
Other internet search or therapist locator	34.04%	16
Patients/clients	63.83%	30
Physicians	46.81%	22
Psychiatrists	17.02%	8
Psychology Today	21.28%	10
Schools	29.79%	14
Victims of crime programs	19.15%	9
Workshops/trainings	6.38%	3
Not applicable	2.13%	1
Other (please specify)	4.26%	2
Total Respondents: 47		

#	Other (please specify)	Date
1	Professional colleagues, referrals from previous graduate counseling students	2/5/2015 2:48 PM
2	WPATH, local and regional transgender and LGBTQ organizations	1/15/2015 9:51 PM

Q65 Do you and/or your employer provide patients with a written informed consent/disclosure statement?

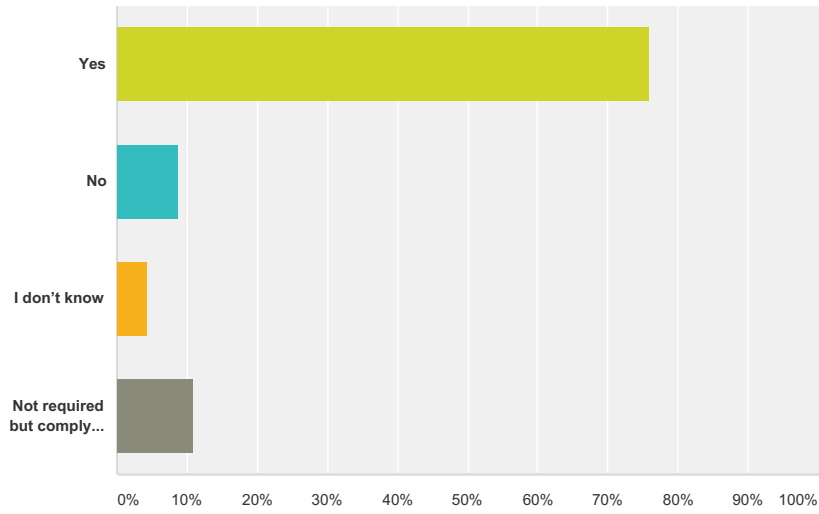
Answered: 47 Skipped: 3



Answer Choices	Responses	
Have no informed consent/disclosure statement	2.13%	1
Provide every patient with a statement, but require no signatures	2.13%	1
Provide every patient with a statement that each patient is required to sign	65.96%	31
Provide a Notice of Privacy Practices pursuant to HIPAA	25.53%	12
Not applicable	4.26%	2
Total		47

Q66 Are you required to be HIPAA compliant?

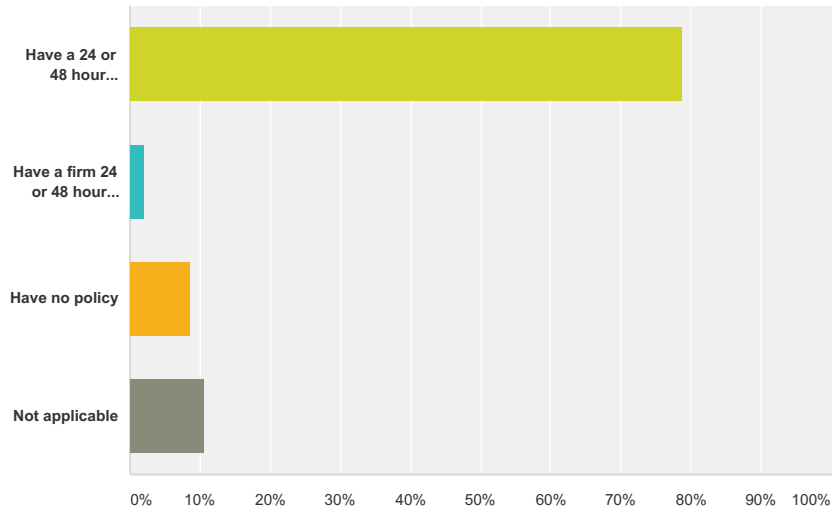
Answered: 46 Skipped: 4



Answer Choices	Responses
Yes	76.09% 35
No	8.70% 4
I don't know	4.35% 2
Not required but comply anyway	10.87% 5
Total	46

Q67 Do you and/or your employer have a written policy for no-show/cancellations?

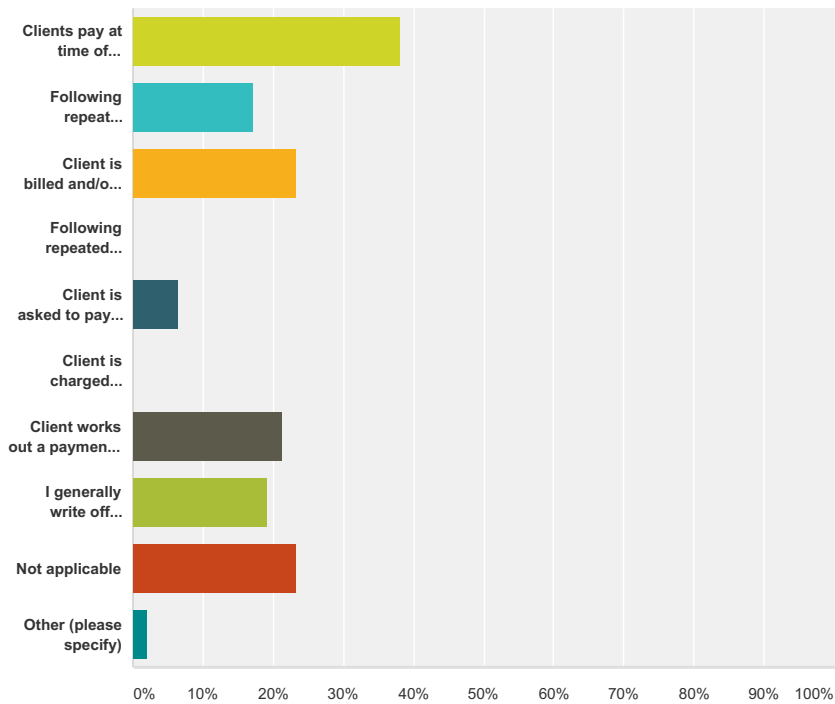
Answered: 47 Skipped: 3



Answer Choices	Responses
Have a 24 or 48 hour cancellation policy, but exercise discretion in enforcement	78.72% 37
Have a firm 24 or 48 hour cancellation policy with no discretion	2.13% 1
Have no policy	8.51% 4
Not applicable	10.64% 5
Total	47

Q68 Which of the following is used by you and/or your employer for clients who do not pay bills timely: (Check all that apply)

Answered: 47 Skipped: 3

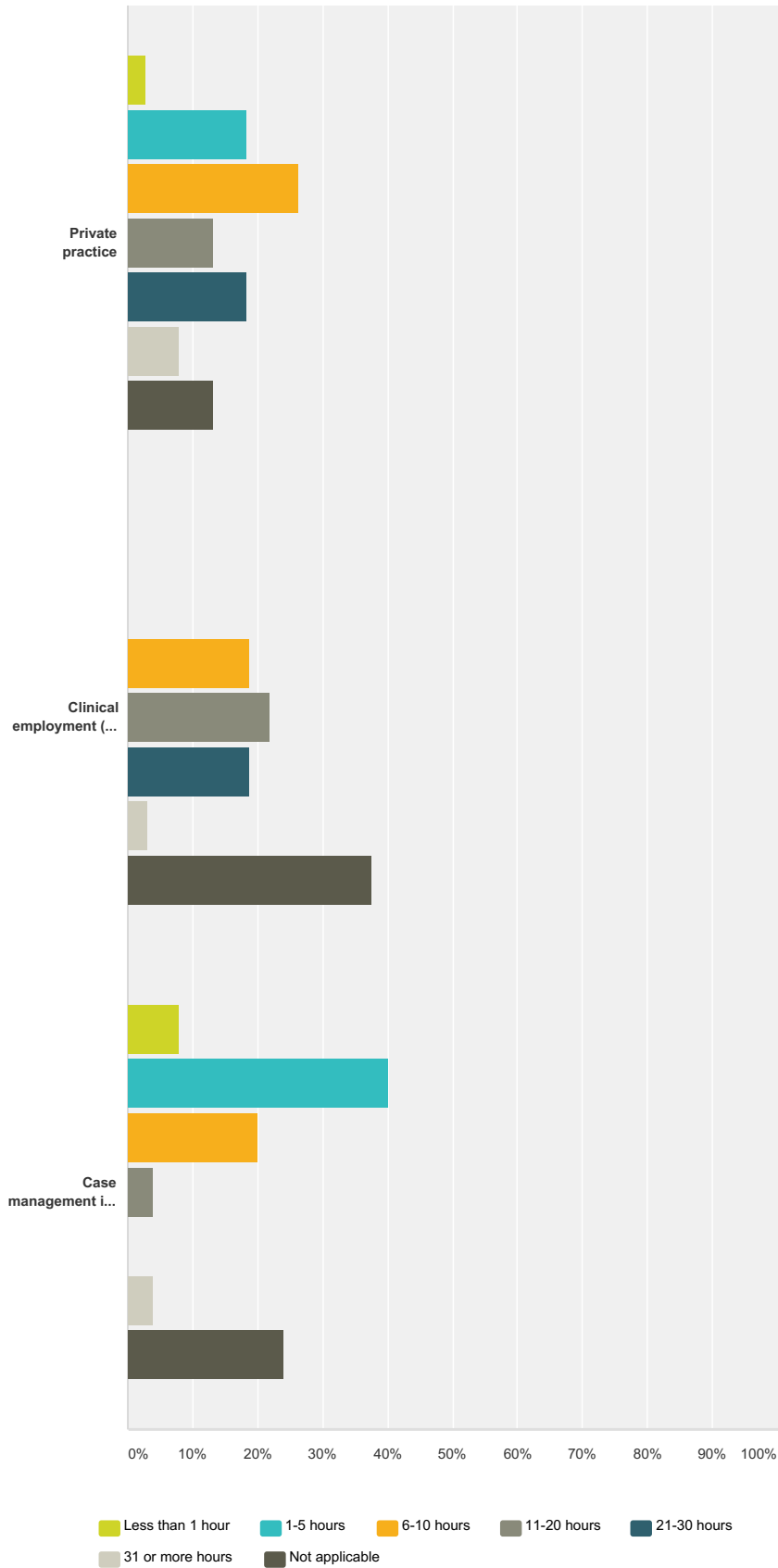


Answer Choices	Responses
Clients pay at time of treatment only	38.30% 18
Following repeat billings, balance is turned over to a collection agency	17.02% 8
Client is billed and/or receives letter(s) requesting payment	23.40% 11
Following repeated billings, small claims court action is pursued	0.00% 0
Client is asked to pay balance by charging to a credit card	6.38% 3
Client is charged interest on aging balance	0.00% 0
Client works out a payment plan to pay off balance	21.28% 10
I generally write off unpaid balance	19.15% 9
Not applicable	23.40% 11
Other (please specify)	2.13% 1
Total Respondents: 47	

#	Other (please specify)	Date
1	Some clients choose to keep a credit card on file with me that I charge after each session. I have a signed consent form for this sort of transaction.	1/15/2015 9:51 PM

Q69 What is the average number of hours of therapy you provide per week:

Answered: 46 Skipped: 4



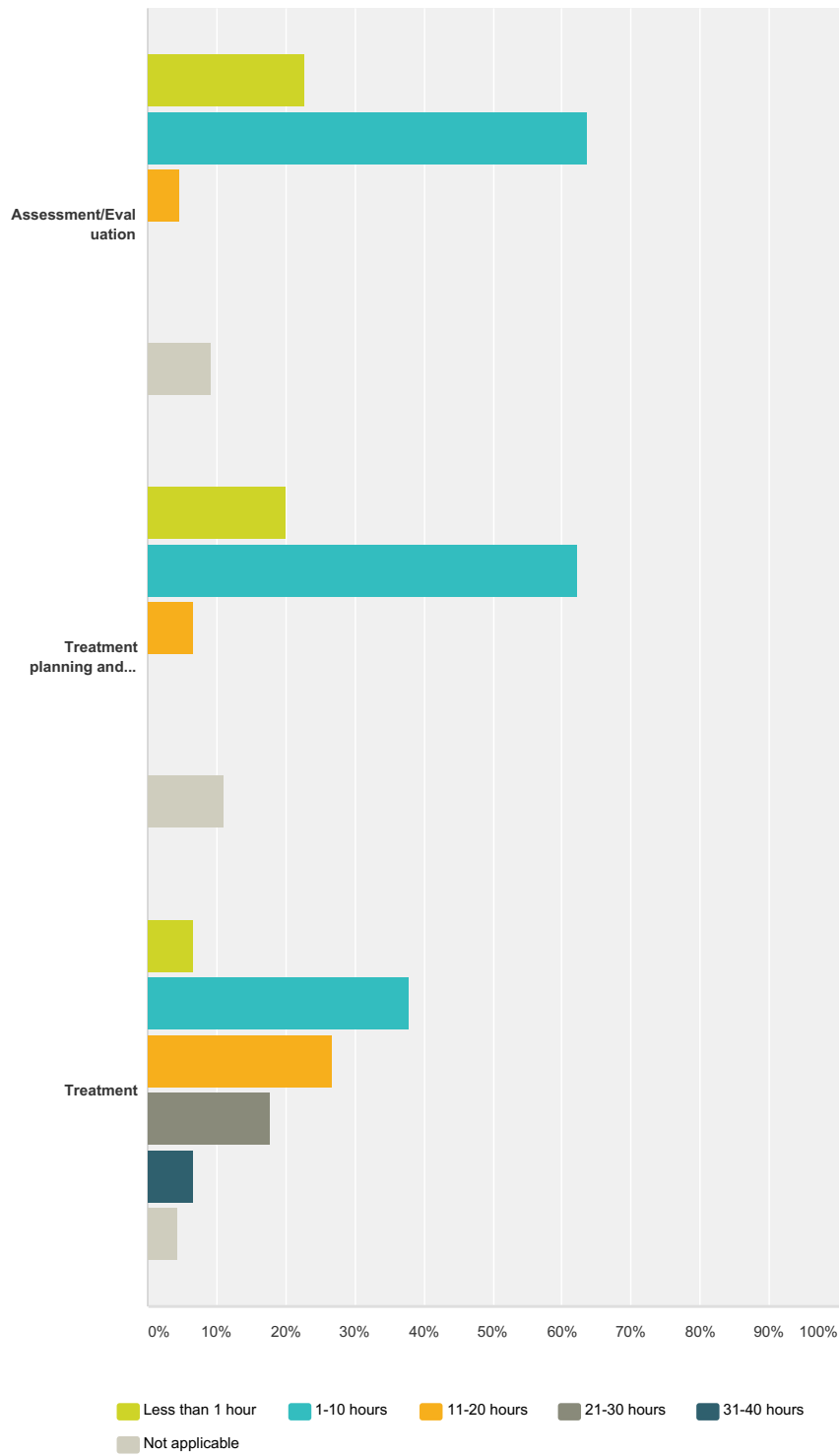
Demographic Survey - Clinical

	Less than 1 hour	1-5 hours	6-10 hours	11-20 hours	21-30 hours	31 or more hours	Not applicable	Total
Private practice	2.63% 1	18.42% 7	26.32% 10	13.16% 5	18.42% 7	7.89% 3	13.16% 5	38
Clinical employment (not private practice)	0.00% 0	0.00% 0	18.75% 6	21.88% 7	18.75% 6	3.13% 1	37.50% 12	32
Case management in both	8.00% 2	40.00% 10	20.00% 5	4.00% 1	0.00% 0	4.00% 1	24.00% 6	25

Demographic Survey - Clinical

Q70 For all direct patient care, indicate the average number of hours spent per week (excluding calls) on each major activity:

Answered: 45 Skipped: 5



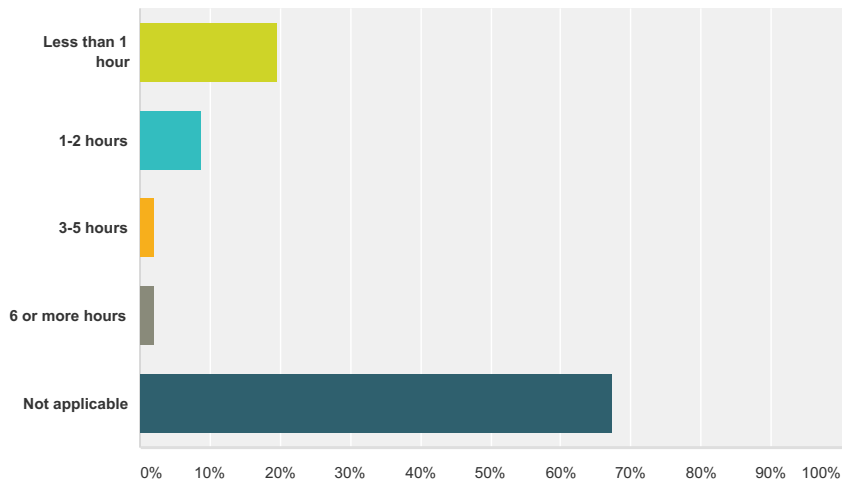
	Less than 1 hour	1-10 hours	11-20 hours	21-30 hours	31-40 hours	Not applicable	Total
Assessment/Evaluation	22.73% 10	63.64% 28	4.55% 2	0.00% 0	0.00% 0	9.09% 4	44
Treatment planning and team consultation	20.00% 9	62.22% 28	6.67% 3	0.00% 0	0.00% 0	11.11% 5	45

Demographic Survey - Clinical

Treatment	6.67% 3	37.78% 17	26.67% 12	17.78% 8	6.67% 3	4.44% 2	45
-----------	------------	--------------	--------------	-------------	------------	------------	----

Q71 What is the average number of hours per week devoted to administering and evaluation psychological tests?

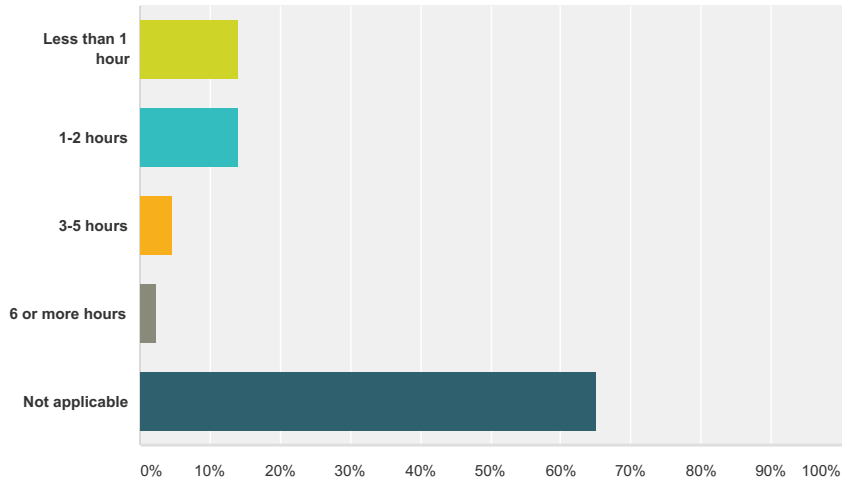
Answered: 46 Skipped: 4



Answer Choices	Responses
Less than 1 hour	19.57% 9
1-2 hours	8.70% 4
3-5 hours	2.17% 1
6 or more hours	2.17% 1
Not applicable	67.39% 31
Total	46

Q72 What is the average number of hours per week you devote to telehealth services (i.e., therapy by telephone or over the Internet)?

Answered: 43 Skipped: 7

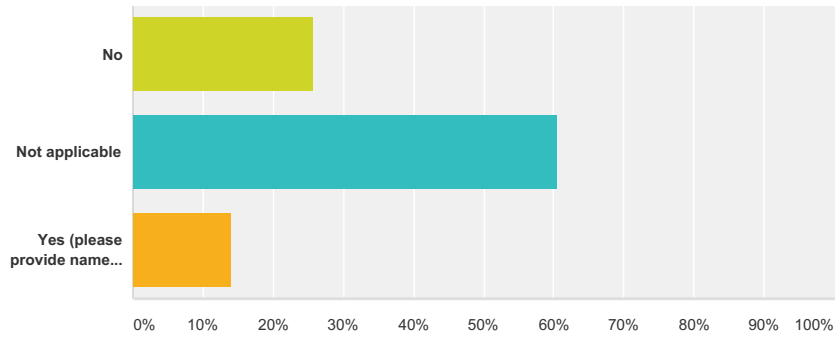


Answer Choices	Responses	
Less than 1 hour	13.95%	6
1-2 hours	13.95%	6
3-5 hours	4.65%	2
6 or more hours	2.33%	1
Not applicable	65.12%	28
Total		43

Demographic Survey - Clinical

Q73 Are you reimbursed for telehealth services?

Answered: 43 Skipped: 7

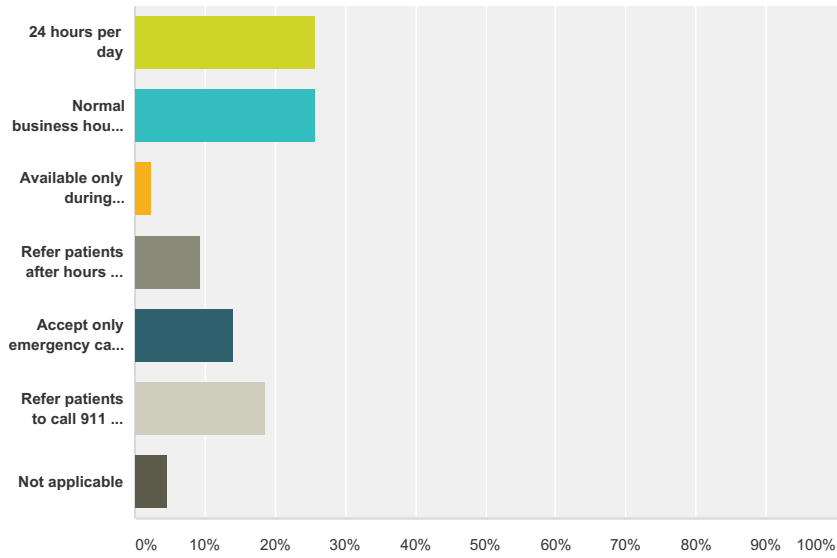


Answer Choices	Responses
No	25.58% 11
Not applicable	60.47% 26
Yes (please provide name of companies that reimburse)	13.95% 6
Total	43

#	Yes (please provide name of companies that reimburse)	Date
1	Anthem	1/17/2015 2:55 PM
2	client	1/17/2015 1:34 PM
3	MediCal	1/16/2015 5:38 PM
4	Med-i-cal	1/16/2015 11:54 AM
5	I am only paid for telehealth services by cash-paying clients; I have not attempted to bill managed care companies for telehealth services;	1/15/2015 9:55 PM
6	In the agency employment, but not by insurance in private practice	1/15/2015 8:09 PM

Q74 What hours are you on-call or available to patients?

Answered: 43 Skipped: 7

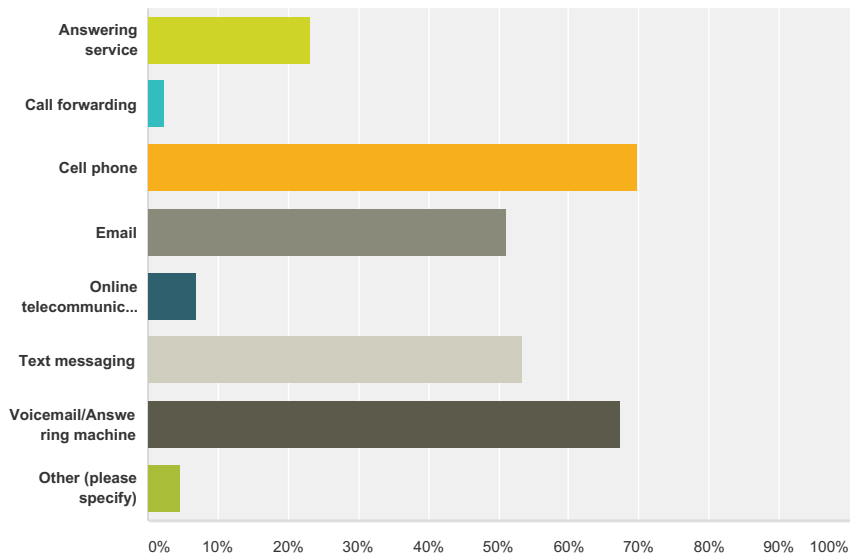


Answer Choices	Responses	
24 hours per day	25.58%	11
Normal business hours only	25.58%	11
Available only during appointed hours	2.33%	1
Refer patients after hours to service for emergency calls	9.30%	4
Accept only emergency calls after hours	13.95%	6
Refer patients to call 911 in case of emergency after hours	18.60%	8
Not applicable	4.65%	2
Total		43

Demographic Survey - Clinical

Q75 What means do you use to be accessible to patients? (Check all that apply)

Answered: 43 Skipped: 7

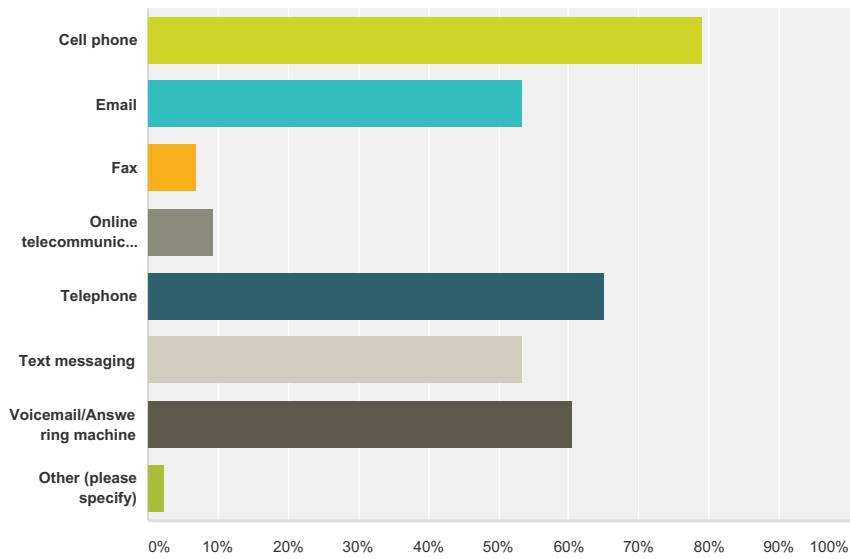


Answer Choices	Responses
Answering service	23.26% 10
Call forwarding	2.33% 1
Cell phone	69.77% 30
Email	51.16% 22
Online telecommunication (e.g., Skype, Facetime)	6.98% 3
Text messaging	53.49% 23
Voicemail/Answering machine	67.44% 29
Other (please specify)	4.65% 2
Total Respondents: 43	

#	Other (please specify)	Date
1	With specific clients and trainees and with signed documentation allow text for non clinical info	2/5/2015 2:54 PM
2	pager	1/29/2015 11:33 PM

Q76 What methods do you use to communicate with patients? (Check all that apply)

Answered: 43 Skipped: 7



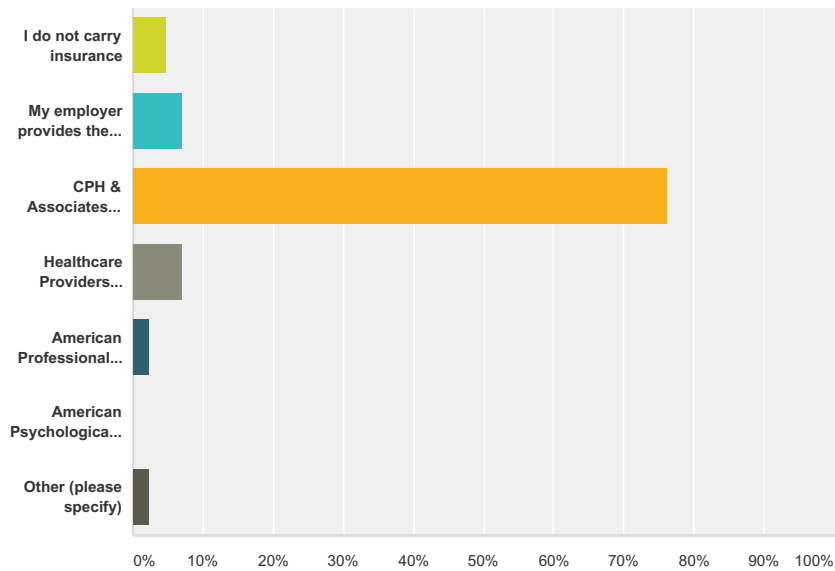
Answer Choices	Responses
Cell phone	79.07% 34
Email	53.49% 23
Fax	6.98% 3
Online telecommunication (e.g., Skype, Facetime)	9.30% 4
Telephone	65.12% 28
Text messaging	53.49% 23
Voicemail/Answering machine	60.47% 26
Other (please specify)	2.33% 1
Total Respondents: 43	

#	Other (please specify)	Date
1	With specific clients/ students for non clinical info.	2/5/2015 2:54 PM

Demographic Survey - Clinical

Q77 Do you carry professional liability (malpractice) insurance, and if so, with whom?

Answered: 42 Skipped: 8



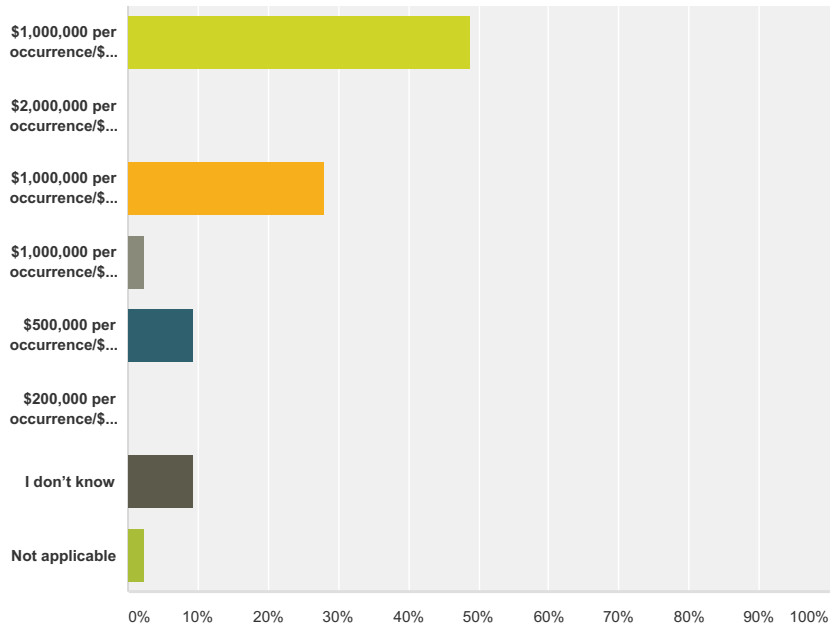
Answer Choices	Responses
I do not carry insurance	4.76% 2
My employer provides the insurance	7.14% 3
CPH & Associates (CAMFT endorsed plan)	76.19% 32
Healthcare Providers Service Organization by CAN	7.14% 3
American Professional Agency	2.38% 1
American Psychological Association Plan	0.00% 0
Other (please specify)	2.38% 1
Total	42

#	Other (please specify)	Date
1	Hpso	1/15/2015 6:43 PM

Demographic Survey - Clinical

Q78 What are the limits of your malpractice coverage?

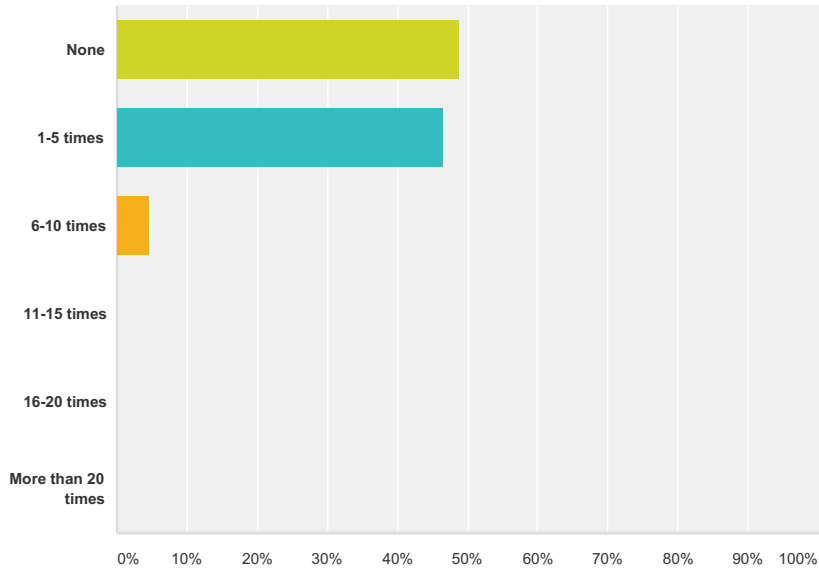
Answered: 43 Skipped: 7



Answer Choices	Responses
\$1,000,000 per occurrence/\$5,000,000 aggregate	48.84% 21
\$2,000,000 per occurrence/\$4,000,000 aggregate	0.00% 0
\$1,000,000 per occurrence/\$3,000,000 aggregate	27.91% 12
\$1,000,000 per occurrence/\$1,000,000 aggregate	2.33% 1
\$500,000 per occurrence/\$1,000,000 aggregate	9.30% 4
\$200,000 per occurrence/\$600,000 aggregate	0.00% 0
I don't know	9.30% 4
Not applicable	2.33% 1
Total	43

Q79 How many times have you been subpoenaed?

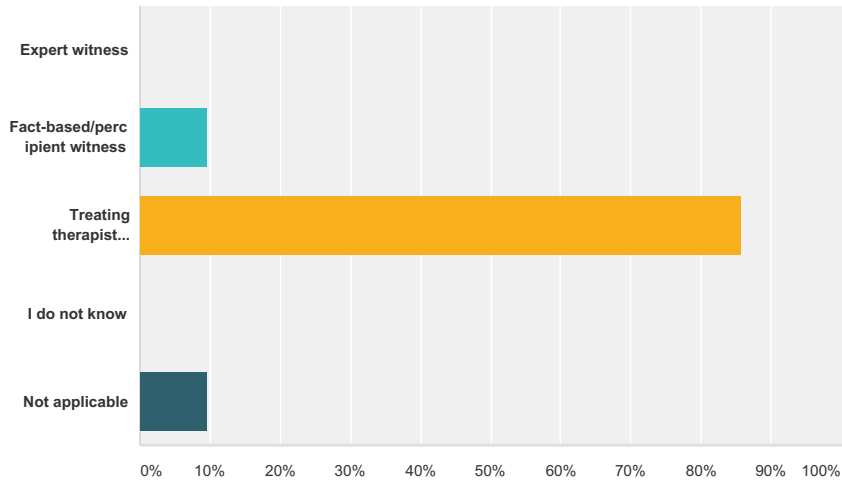
Answered: 43 Skipped: 7



Answer Choices	Responses
None	48.84% 21
1-5 times	46.51% 20
6-10 times	4.65% 2
11-15 times	0.00% 0
16-20 times	0.00% 0
More than 20 times	0.00% 0
Total	43

Q80 What type of witness were you in a majority of these claims?

Answered: 21 Skipped: 29

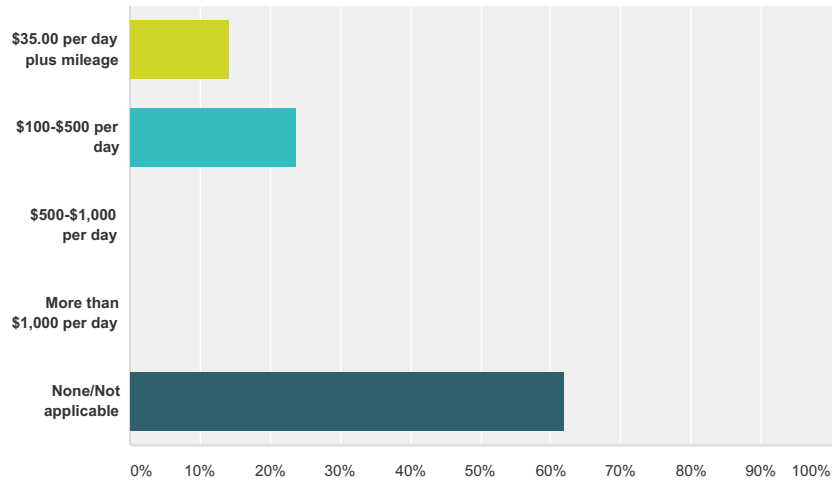


Answer Choices	Responses
Expert witness	0.00% 0
Fact-based/percipient witness	9.52% 2
Treating therapist witness	85.71% 18
I do not know	0.00% 0
Not applicable	9.52% 2
Total Respondents: 21	

Demographic Survey - Clinical

Q81 How much on average were you reimbursed for witness fees?

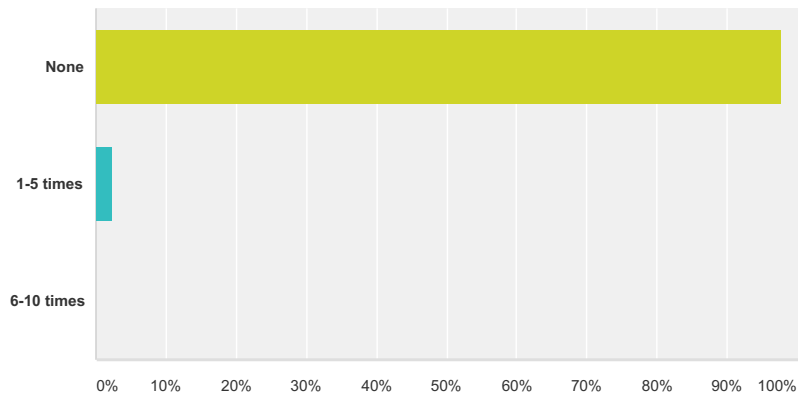
Answered: 21 Skipped: 29



Answer Choices	Responses
\$35.00 per day plus mileage	14.29% 3
\$100-\$500 per day	23.81% 5
\$500-\$1,000 per day	0.00% 0
More than \$1,000 per day	0.00% 0
None/Not applicable	61.90% 13
Total	21

Q82 How many times have you had to file an incident report with malpractice insurance?

Answered: 42 Skipped: 8

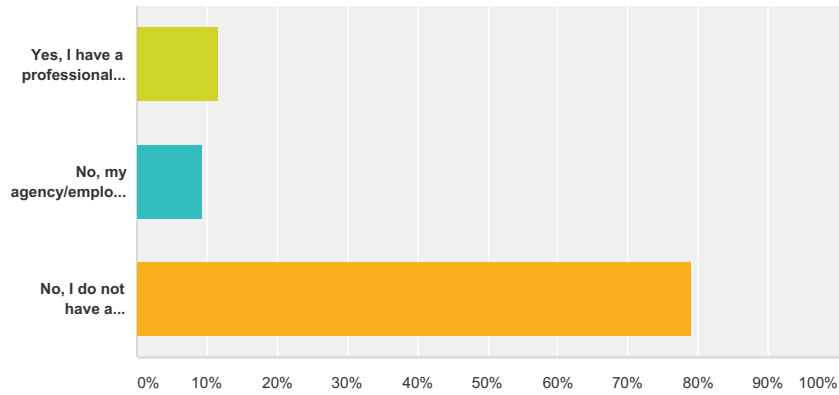


Answer Choices	Responses	
None	97.62%	41
1-5 times	2.38%	1
6-10 times	0.00%	0
Total		42

Demographic Survey - Clinical

Q83 Do you have a professional will in place?

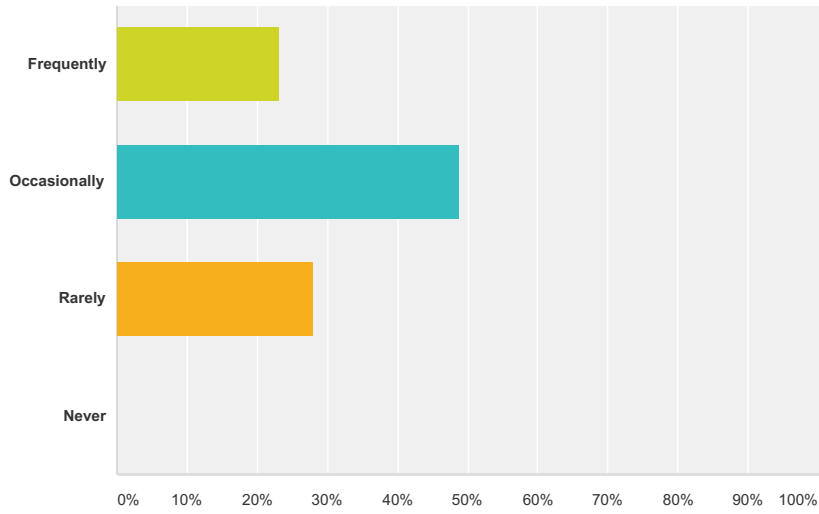
Answered: 43 Skipped: 7



Answer Choices	Responses
Yes, I have a professional will in place	11.63% 5
No, my agency/employer has a policy in place	9.30% 4
No, I do not have a professional will in place	79.07% 34
Total	43

Q84 How often do you seek legal, ethical, or clinical consultation each month?

Answered: 43 Skipped: 7

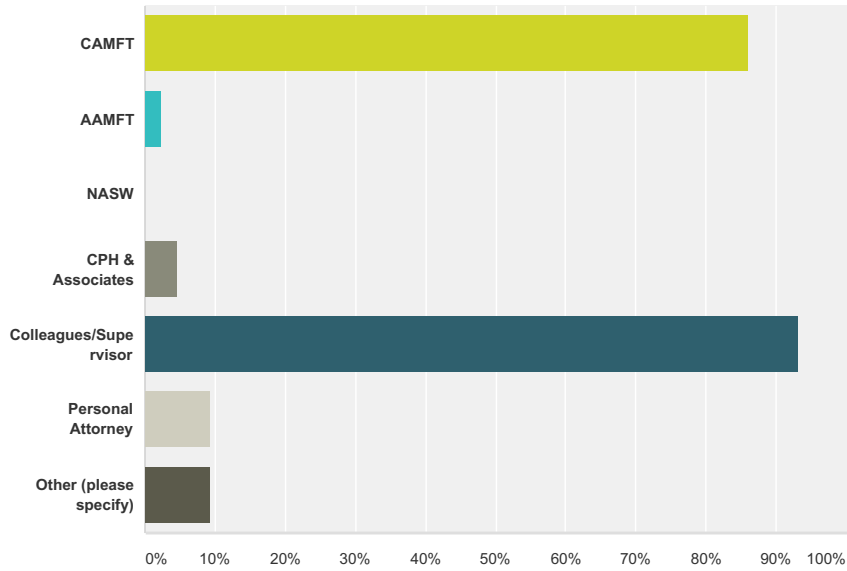


Answer Choices	Responses	
Frequently	23.26%	10
Occasionally	48.84%	21
Rarely	27.91%	12
Never	0.00%	0
Total		43

Demographic Survey - Clinical

Q85 From whom do you receive consultation? (Check all that apply)

Answered: 43 Skipped: 7



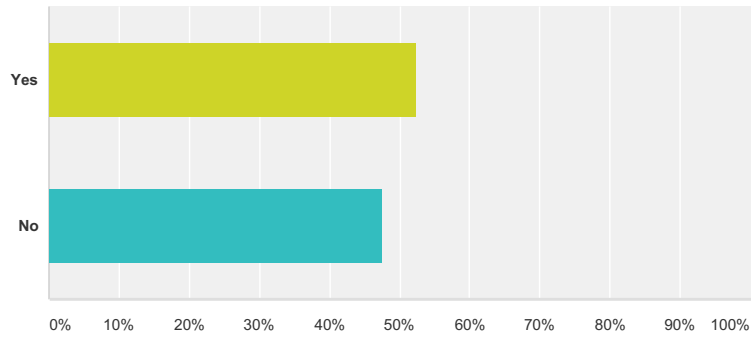
Answer Choices	Responses	Count
CAMFT	86.05%	37
AAMFT	2.33%	1
NASW	0.00%	0
CPH & Associates	4.65%	2
Colleagues/Supervisor	93.02%	40
Personal Attorney	9.30%	4
Other (please specify)	9.30%	4
Total Respondents: 43		

#	Other (please specify)	Date
1	Clinical Rep at CSU	2/5/2015 2:58 PM
2	I try to use CAMFT but they are not readily available. It is difficult to reach, or keep someone on the phone and my experiences with CAMFT have been frustrating.	1/20/2015 7:32 AM
3	hpso	1/17/2015 1:37 PM
4	WPATH	1/15/2015 10:05 PM

Demographic Survey - Clinical

Q86 If you could bill Medicare, would you?

Answered: 42 Skipped: 8

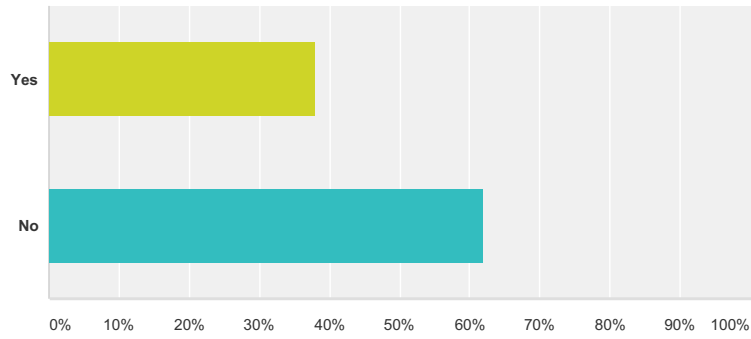


Answer Choices	Responses	
Yes	52.38%	22
No	47.62%	20
Total		42

Demographic Survey - Clinical

Q87 Would you consider working at a federally qualified health center?

Answered: 42 Skipped: 8

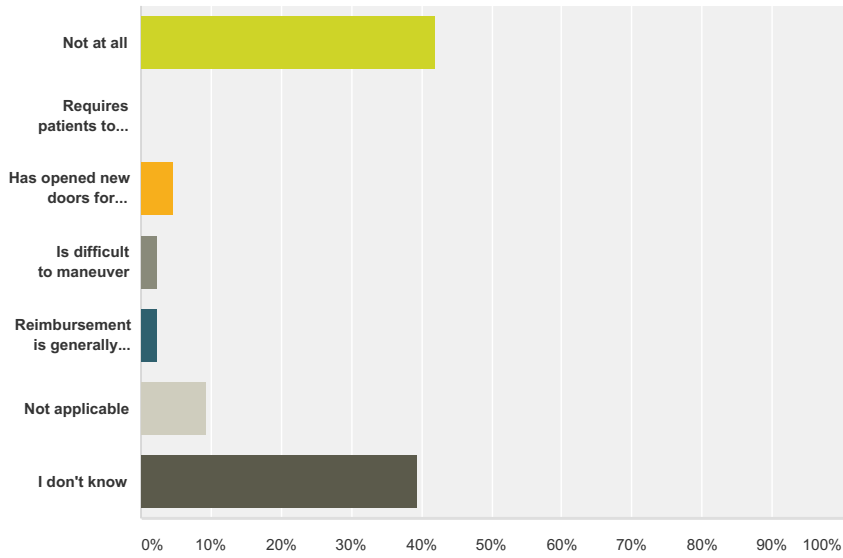


Answer Choices	Responses
Yes	38.10% 16
No	61.90% 26
Total	42

#	I am currently working at a federally qualified health center (please provide name of center)	Date
1	CDCR	1/15/2015 10:47 PM

Q88 How has the passage of the parity law affected your employment/practice?

Answered: 43 Skipped: 7

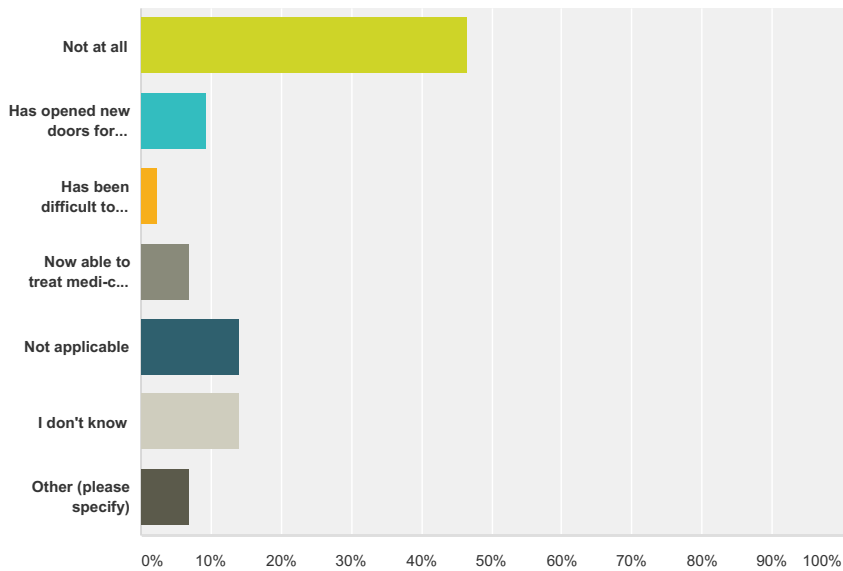


Answer Choices	Responses
Not at all	41.86% 18
Requires patients to first be evaluated by physicians/psychologist	0.00% 0
Has opened new doors for employment/treatment	4.65% 2
Is difficult to maneuver	2.33% 1
Reimbursement is generally denied regardless of "parity"	2.33% 1
Not applicable	9.30% 4
I don't know	39.53% 17
Total	43

#	Other (please specify)	Date
	There are no responses.	

Q89 How has the passage of the Affordable Care Act affected your employment/practice?

Answered: 43 Skipped: 7



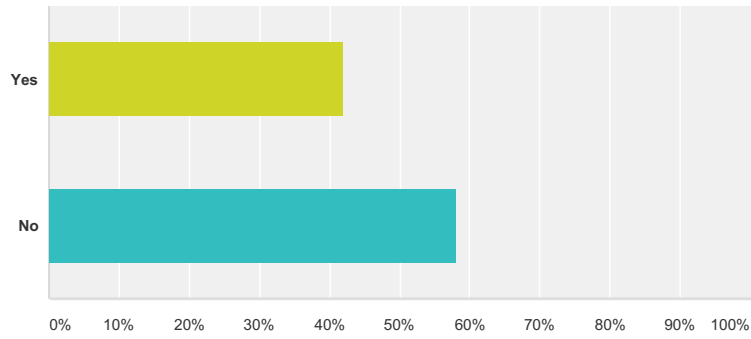
Answer Choices	Responses
Not at all	46.51% 20
Has opened new doors for employment/treatment	9.30% 4
Has been difficult to understand	2.33% 1
Now able to treat medi-cal clients	6.98% 3
Not applicable	13.95% 6
I don't know	13.95% 6
Other (please specify)	6.98% 3
Total	43

#	Other (please specify)	Date
1	Patients are confused about services vs insurance resulting in more calls to initiate therapy but results in fewer appts	2/4/2015 3:31 PM
2	resulted in numerous pt.s changing Mental Health Providers	1/29/2015 11:38 PM
3	Expected increase in clients but hasn't happened so far	1/15/2015 3:47 PM

Demographic Survey - Clinical

Q90 Do you supervise interns and/or trainees?

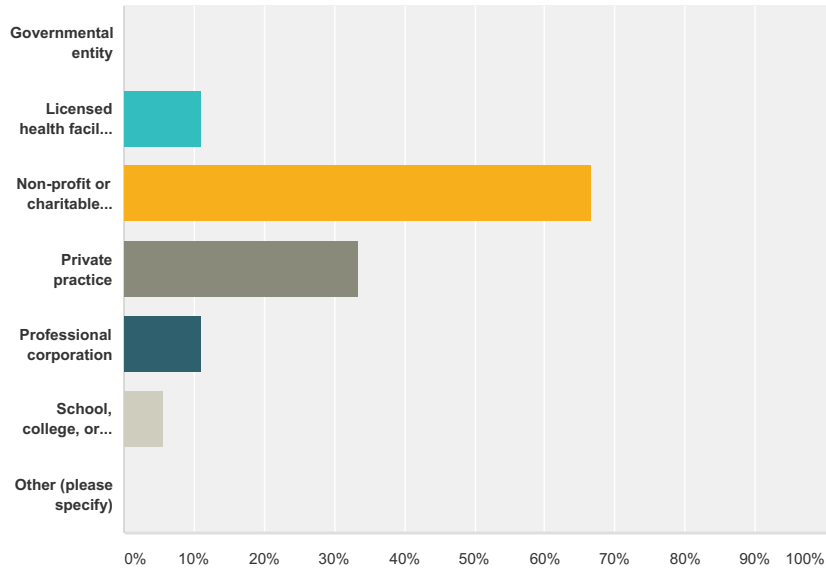
Answered: 43 Skipped: 7



Answer Choices	Responses	
Yes	41.86%	18
No	58.14%	25
Total		43

Q91 In which setting do you provide supervision?

Answered: 18 Skipped: 32

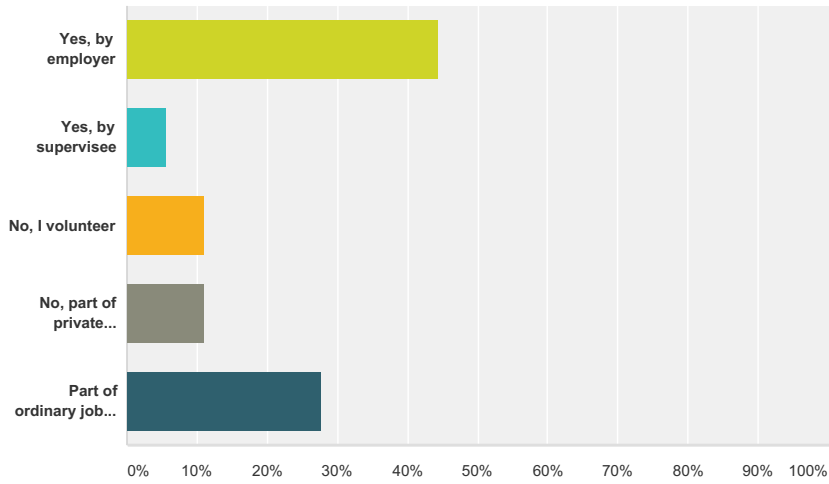


Answer Choices	Responses
Governmental entity	0.00% 0
Licensed health facility (e.g., hospital)	11.11% 2
Non-profit or charitable corporation	66.67% 12
Private practice	33.33% 6
Professional corporation	11.11% 2
School, college, or university	5.56% 1
Other (please specify)	0.00% 0
Total Respondents: 18	

#	Other (please specify)	Date
	There are no responses.	

Q92 Are you paid for the supervision you provide?

Answered: 18 Skipped: 32

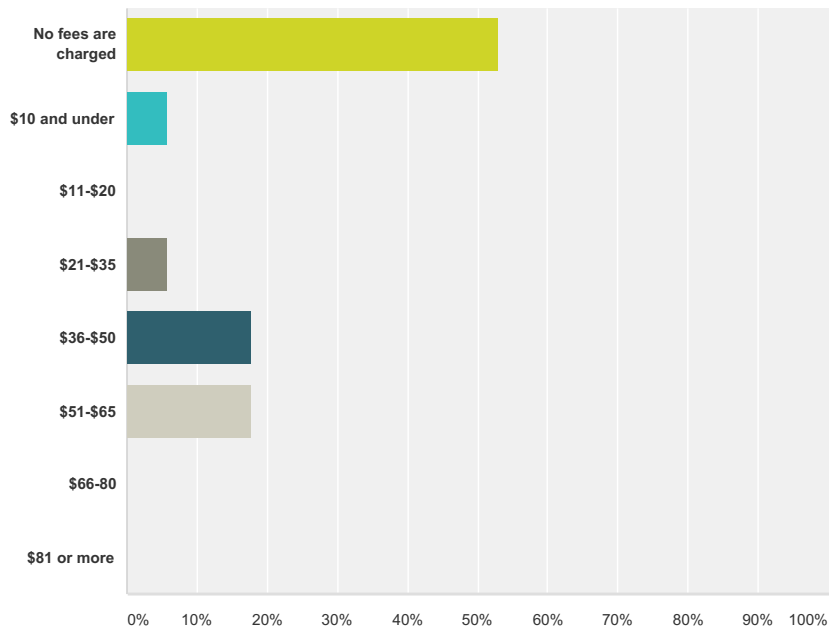


Answer Choices	Responses
Yes, by employer	44.44% 8
Yes, by supervisee	5.56% 1
No, I volunteer	11.11% 2
No, part of private practice overhead	11.11% 2
Part of ordinary job duties	27.78% 5
Total	18

Demographic Survey - Clinical

Q93 What is the usual and customary fee charged to clients for the services of the intern(s) and/or trainee(s) you supervise?

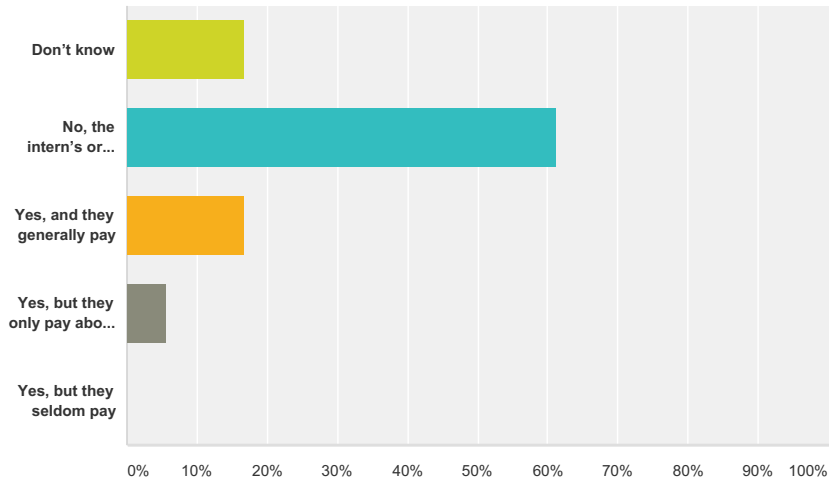
Answered: 17 Skipped: 33



Answer Choices	Responses	Count
No fees are charged	52.94%	9
\$10 and under	5.88%	1
\$11-\$20	0.00%	0
\$21-\$35	5.88%	1
\$36-\$50	17.65%	3
\$51-\$65	17.65%	3
\$66-80	0.00%	0
\$81 or more	0.00%	0
Total		17

Q94 Are third-party payers generally billed for the interns' or trainees' services?

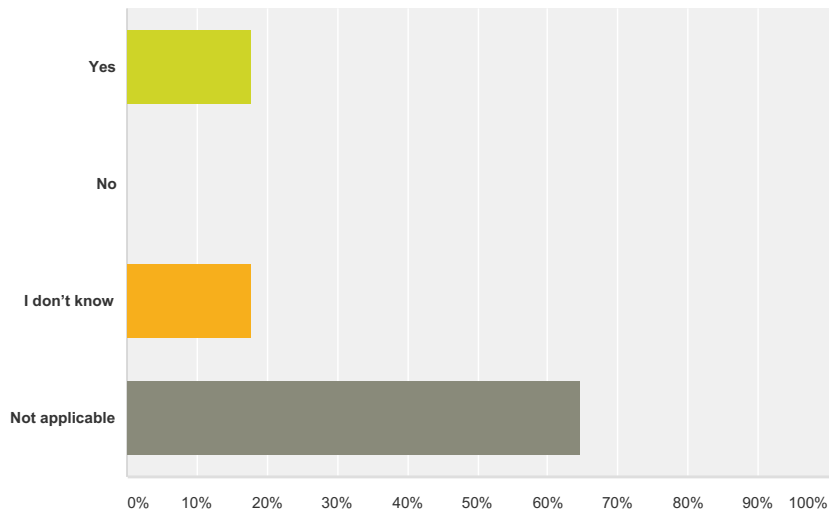
Answered: 18 Skipped: 32



Answer Choices	Responses
Don't know	16.67% 3
No, the intern's or trainee's services are not billed to third parties	61.11% 11
Yes, and they generally pay	16.67% 3
Yes, but they only pay about fifty percent of the time	5.56% 1
Yes, but they seldom pay	0.00% 0
Total	18

Q95 If third parties are billed for intern or trainee services, is it disclosed that the intern or trainee was the provider?

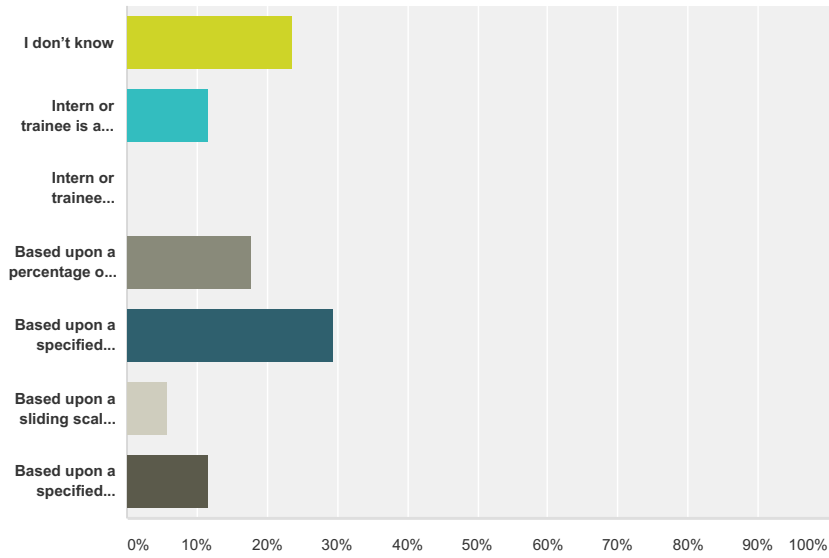
Answered: 17 Skipped: 33



Answer Choices	Responses
Yes	17.65% 3
No	0.00% 0
I don't know	17.65% 3
Not applicable	64.71% 11
Total	17

Q96 How is the intern's or trainee's wage determined?

Answered: 17 Skipped: 33

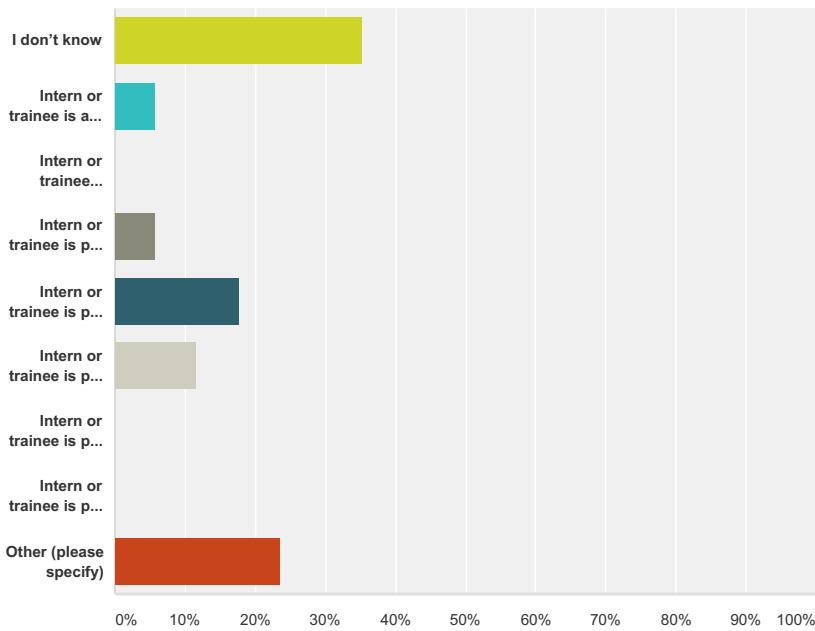


Answer Choices	Responses
I don't know	23.53% 4
Intern or trainee is an unpaid volunteer	11.76% 2
Intern or trainee received only a nominal stipend to cover/offset volunteer expenses	0.00% 0
Based upon a percentage of the fees generated	17.65% 3
Based upon a specified amount per hour	29.41% 5
Based upon a sliding scale depending upon client volume	5.88% 1
Based upon a specified amount per week/month/year	11.76% 2
Total	17

Demographic Survey - Clinical

Q97 If the intern or trainee is paid, approximately how much does an intern or trainee get paid per hour?

Answered: 17 Skipped: 33

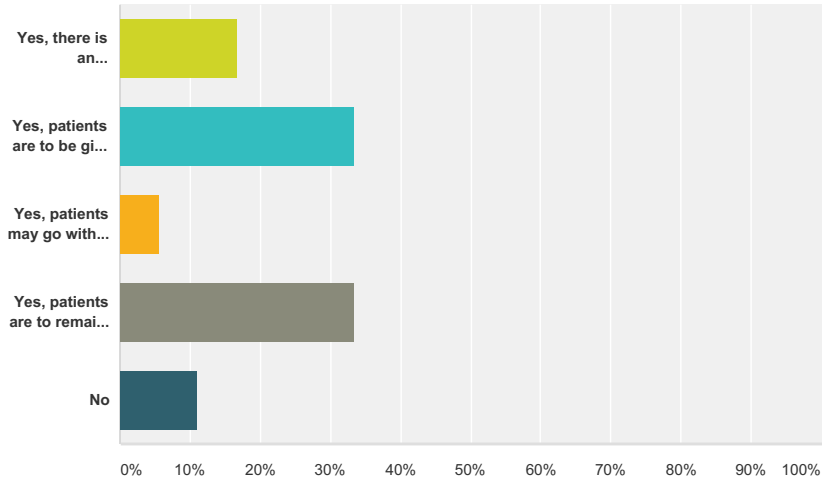


Answer Choices	Responses
I don't know	35.29% 6
Intern or trainee is an unpaid volunteer	5.88% 1
Intern or trainee receives approximately \$500 or less per month for actual expenses incurred as a volunteer	0.00% 0
Intern or trainee is paid approximately \$8-\$15 per hour	5.88% 1
Intern or trainee is paid approximately \$16-\$25 per hour	17.65% 3
Intern or trainee is paid approximately \$26-\$35 per hour	11.76% 2
Intern or trainee is paid approximately \$36-\$45 per hour	0.00% 0
Intern or trainee is paid \$46 or more per hour	0.00% 0
Other (please specify)	23.53% 4
Total	17

#	Other (please specify)	Date
1	Accumulate hours toward licensure and receive both individual and group supervision	2/5/2015 3:03 PM
2	Trainee is an unpaid volunteer, Intern is paid \$16-\$25 per hour	1/29/2015 11:44 PM
3	Salary as a contract agency for MedCal	1/16/2015 5:45 PM
4	trainees are not paid	1/15/2015 9:28 PM

Q98 Is there a written understanding between the employer and intern(s) or trainee(s) and if so, does the written understanding specify what is to happen with patients when the employment relationship terminates?

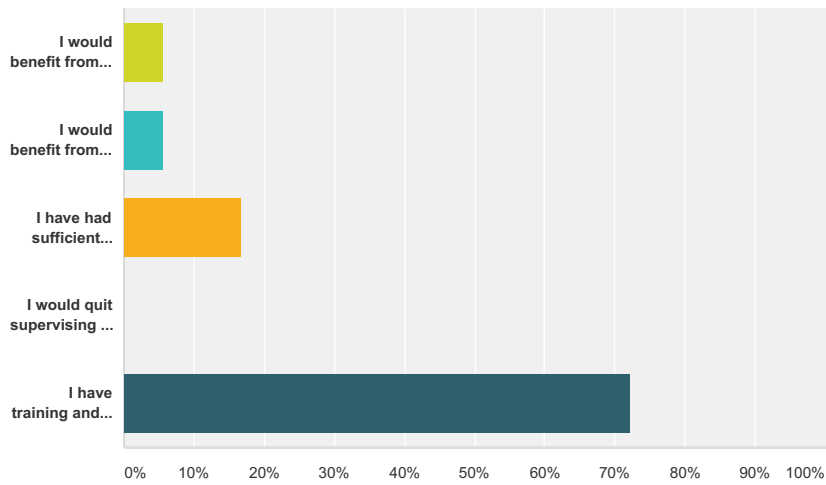
Answered: 18 Skipped: 32



Answer Choices	Responses
Yes, there is an understanding contract but it does not address this issue	16.67% 3
Yes, patients are to be given several options	33.33% 6
Yes, patients may go with intern/trainee as long as intern/trainee is working lawfully	5.56% 1
Yes, patients are to remain with intern's/trainee's employer	33.33% 6
No	11.11% 2
Total	18

Q99 Do you believe you have sufficient education, training, and experience to adequately provide supervision?

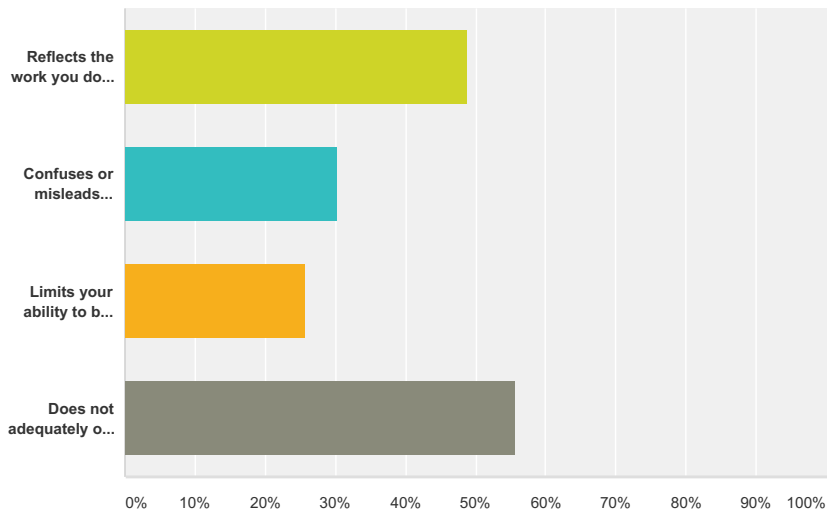
Answered: 18 Skipped: 32



Answer Choices	Responses
I would benefit from training, but do not have the time	5.56% 1
I would benefit from training and am interested in such an opportunity	5.56% 1
I have had sufficient training and experience in supervision and am not interested in more training	16.67% 3
I would quit supervising if I had to engage in more training	0.00% 0
I have training and would like more	72.22% 13
Total	18

Q100 Which of the following do you feel best describes the title Licensed Marriage and Family Therapist: (Check all that apply)

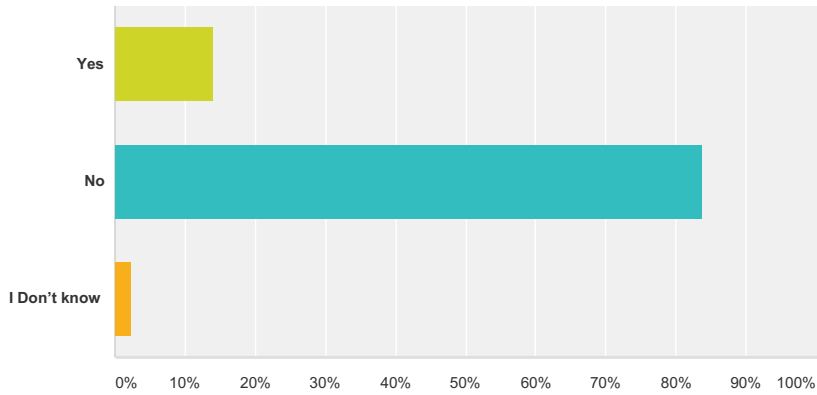
Answered: 43 Skipped: 7



Answer Choices	Responses
Reflects the work you do with clients	48.84% 21
Confuses or misleads clients	30.23% 13
Limits your ability to be hired and/or provide services in employment	25.58% 11
Does not adequately or accurately reflect the work you do with clients	55.81% 24
Total Respondents: 43	

Q101 Are you and/or your employer a BBS-approved continuing education provider?

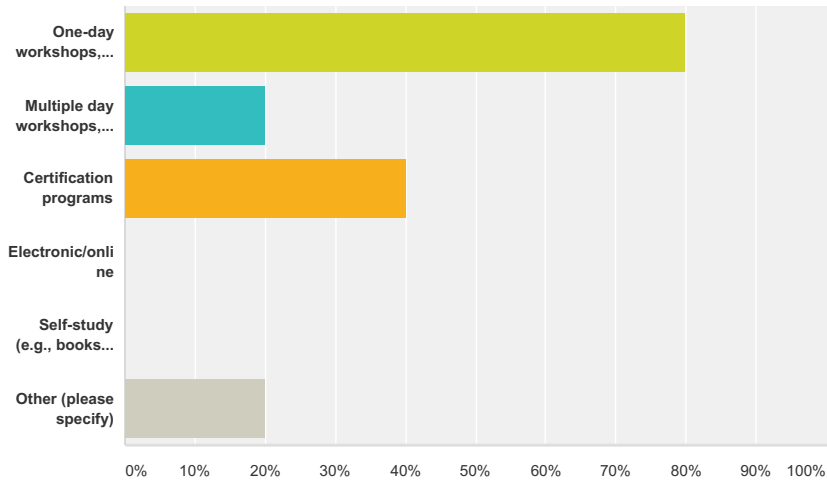
Answered: 43 Skipped: 7



Answer Choices	Responses	
Yes	13.95%	6
No	83.72%	36
I Don't know	2.33%	1
Total		43

Q102 Which method do you use to offer CE coursework? (Check all that apply)

Answered: 5 Skipped: 45

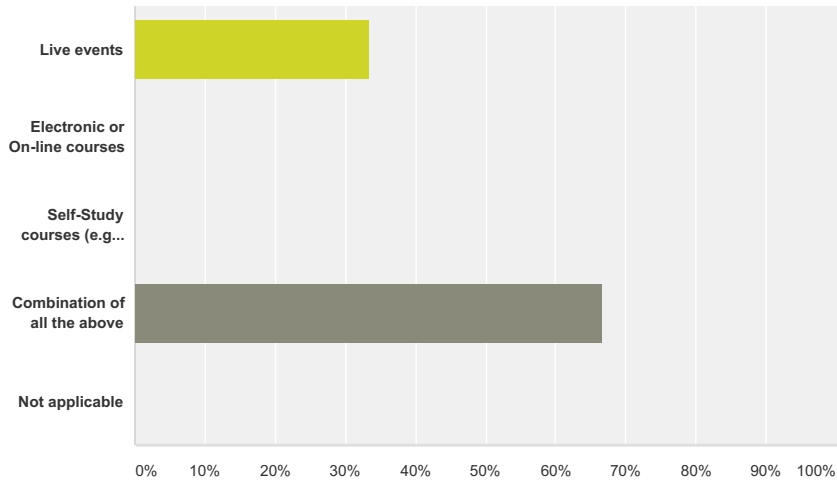


Answer Choices	Responses
One-day workshops, conferences, trainings, etc.	80.00% 4
Multiple day workshops, conferences, trainings, etc.	20.00% 1
Certification programs	40.00% 2
Electronic/online	0.00% 0
Self-study (e.g., books, articles, audio/video recordings)	0.00% 0
Other (please specify)	20.00% 1
Total Respondents: 5	

#	Other (please specify)	Date
1	I am not involved in this aspect of my company	1/16/2015 10:17 AM

Q103 How do you prefer to fulfill your CE requirements?

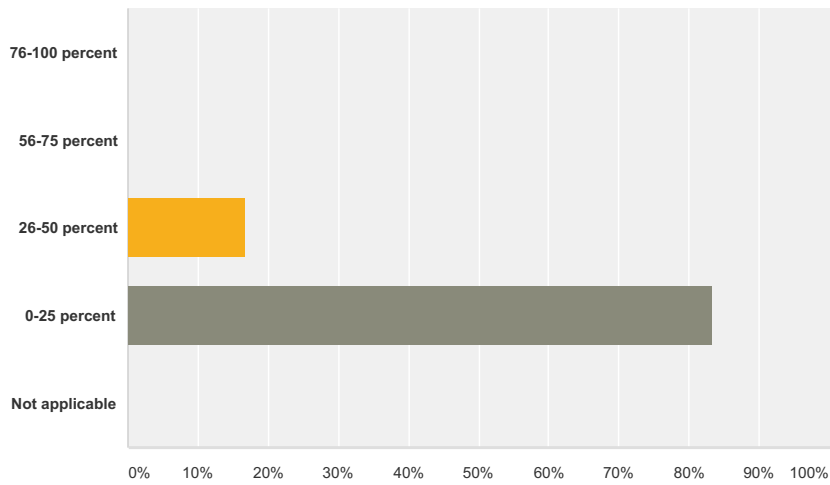
Answered: 6 Skipped: 44



Answer Choices	Responses
Live events	33.33% 2
Electronic or On-line courses	0.00% 0
Self-Study courses (e.g., reading, watching video recordings, listening to audio-tapes)	0.00% 0
Combination of all the above	66.67% 4
Not applicable	0.00% 0
Total	6

Q104 What percentage of your total CE per renewal cycle do you obtain via CAMFT education opportunities?

Answered: 6 Skipped: 44

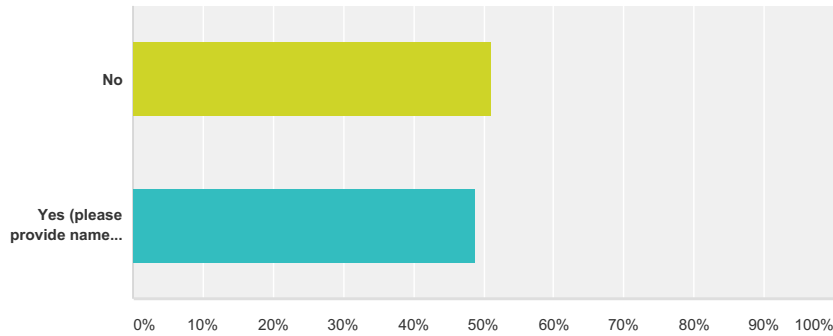


Answer Choices	Responses	
76-100 percent	0.00%	0
56-75 percent	0.00%	0
26-50 percent	16.67%	1
0-25 percent	83.33%	5
Not applicable	0.00%	0
Total		6

Demographic Survey - Clinical

Q105 Are you a member of another professional association?

Answered: 43 Skipped: 7

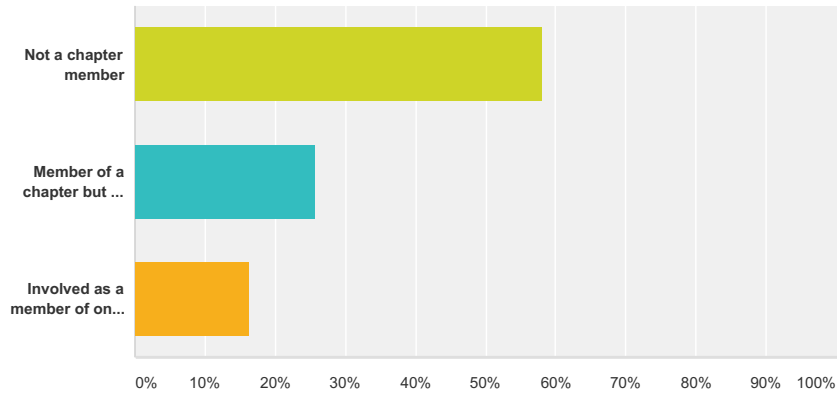


Answer Choices	Responses
No	51.16% 22
Yes (please provide name of association)	48.84% 21
Total	43

#	Yes (please provide name of association)	Date
1	Art therapy association	2/5/2015 8:26 PM
2	ACA	2/5/2015 3:05 PM
3	NASW	2/4/2015 3:12 PM
4	Aamft	2/4/2015 11:09 AM
5	EMDR International Association	1/30/2015 8:44 PM
6	APA	1/29/2015 11:45 PM
7	caadc	1/22/2015 1:50 PM
8	American Association of Christian Counselors	1/20/2015 11:45 AM
9	CAARR	1/17/2015 2:59 PM
10	California Association of Play Theray	1/16/2015 5:47 PM
11	CAMFT	1/16/2015 11:58 AM
12	ICISF	1/16/2015 10:18 AM
13	AMCAP	1/16/2015 7:34 AM
14	National Board Certified Counselor	1/15/2015 10:53 PM
15	sag	1/15/2015 10:51 PM
16	World Professional Association for Transgender Health	1/15/2015 10:10 PM
17	AAMFT and AACC	1/15/2015 9:30 PM
18	AAMFT	1/15/2015 8:14 PM
19	Erickson Foundation	1/15/2015 4:13 PM
20	CSJV Camft (Central San Joaquin Valley)	1/15/2015 3:49 PM
21	EAPA	1/15/2015 3:34 PM

Q106 Are you involved in one or more CAMFT Chapters?

Answered: 43 Skipped: 7

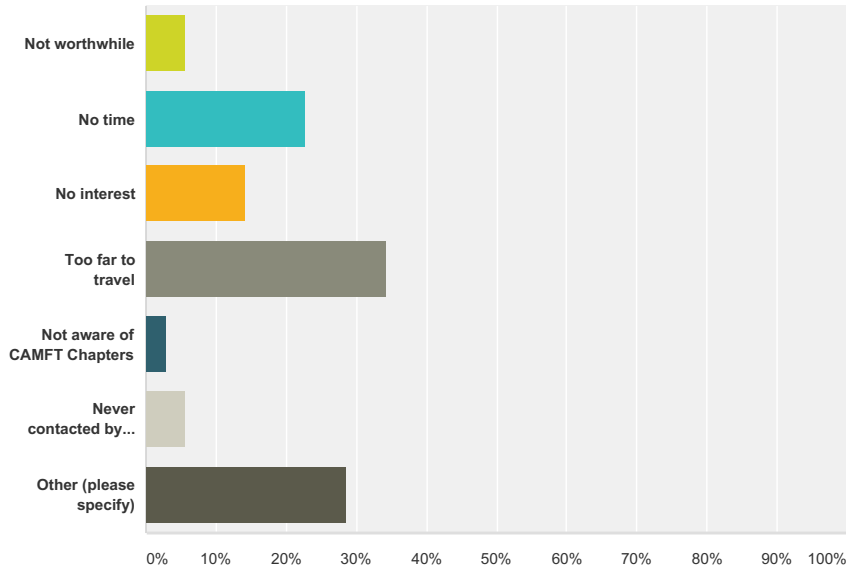


Answer Choices	Responses
Not a chapter member	58.14% 25
Member of a chapter but not involved	25.58% 11
Involved as a member of one or more chapters	16.28% 7
Total	43

Demographic Survey - Clinical

Q107 Why aren't you involved in a CAMFT Chapter?

Answered: 35 Skipped: 15

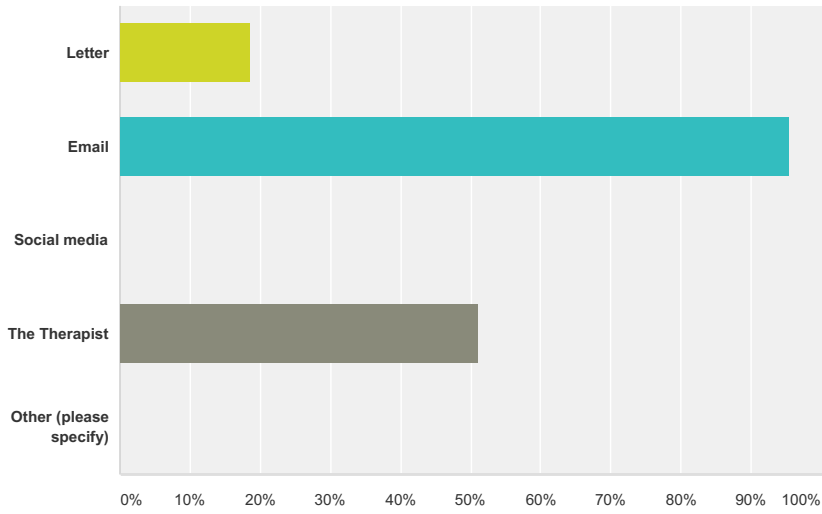


Answer Choices	Responses
Not worthwhile	5.71% 2
No time	22.86% 8
No interest	14.29% 5
Too far to travel	34.29% 12
Not aware of CAMFT Chapters	2.86% 1
Never contacted by a Chapter	5.71% 2
Other (please specify)	28.57% 10
Total Respondents: 35	

#	Other (please specify)	Date
1	Would like to be involved. Just have not had the opportunity.	2/5/2015 3:10 PM
2	Chaper seems to be apathetic with what appears to be decreased interest therefore decreased ability to provide variety of trainings/support	2/4/2015 3:36 PM
3	Timing has been a problem to attend events	2/4/2015 3:15 PM
4	Chapter closed in my area	1/29/2015 11:51 PM
5	no chapter in local area	1/22/2015 1:53 PM
6	no chapter in bakersfield	1/17/2015 3:01 PM
7	no local chapter	1/15/2015 7:27 PM
8	not one in my area	1/15/2015 5:06 PM
9	the local chapter is no longer existent	1/15/2015 3:57 PM
10	Take classes thru them but distance and time is a problem being more involvedng otherw	1/15/2015 3:54 PM

Q108 How do you prefer to receive communications from CAMFT?

Answered: 43 Skipped: 7

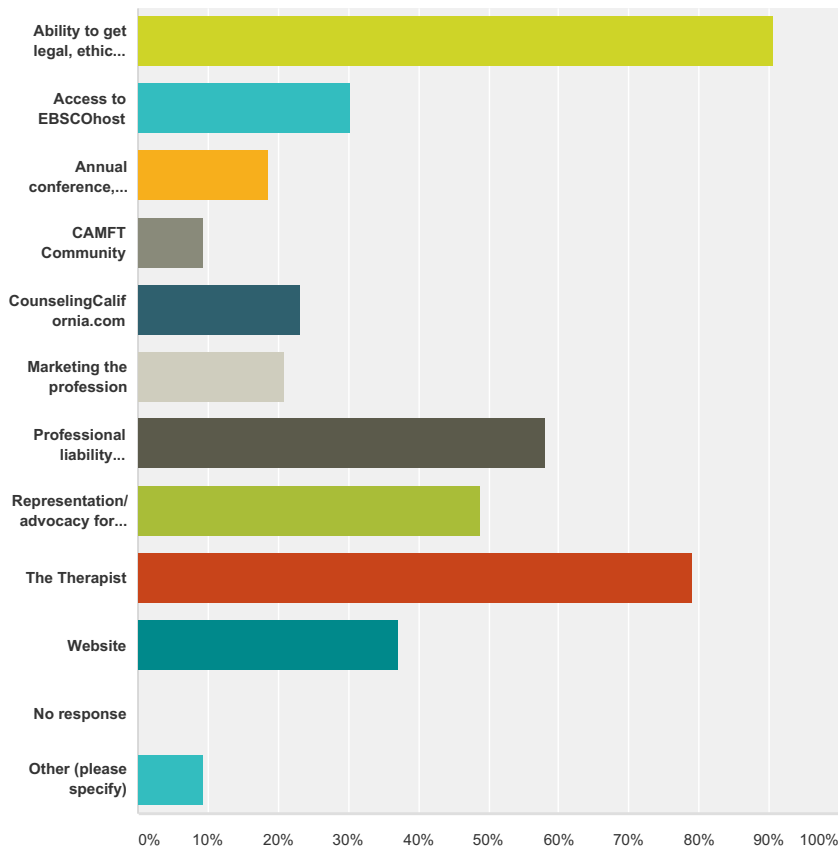


Answer Choices	Responses
Letter	18.60% 8
Email	95.35% 41
Social media	0.00% 0
The Therapist	51.16% 22
Other (please specify)	0.00% 0
Total Respondents: 43	

#	Other (please specify)	Date
	There are no responses.	

Q109 What CAMFT member benefits do you consider to be most beneficial? (Check all that apply)

Answered: 43 Skipped: 7



Answer Choices	Responses
Ability to get legal, ethical and business questions answered	90.70% 39
Access to EBSCOhost	30.23% 13
Annual conference, Fall Symposium and workshops	18.60% 8
CAMFT Community	9.30% 4
CounselingCalifornia.com	23.26% 10
Marketing the profession	20.93% 9
Professional liability insurance	58.14% 25
Representation/advocacy for the profession	48.84% 21
The Therapist	79.07% 34
Website	37.21% 16
No response	0.00% 0
Other (please specify)	9.30% 4
Total Respondents: 43	

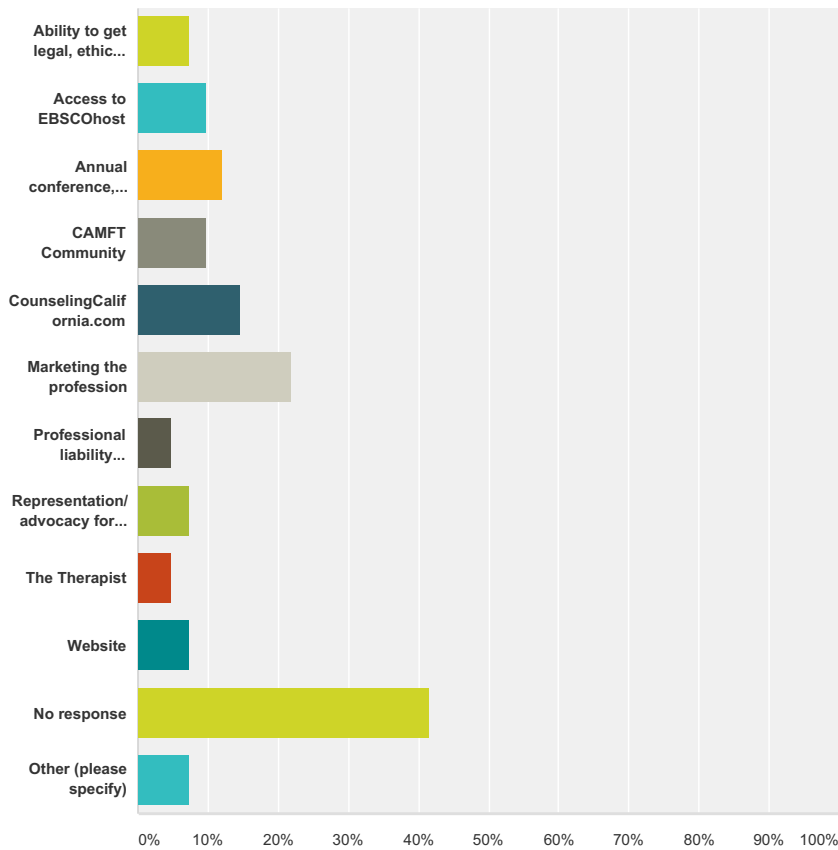
#	Other (please specify)	Date
1	Being able to contact a live representative	2/5/2015 3:10 PM
2	My main goal has been to get legal consultation but this has been almost impossible and frustrating. It is difficult to reach someone and if so, they need to hang up to rush to a meeting.	1/20/2015 7:36 AM

Demographic Survey - Clinical

3	professional credibility	1/17/2015 1:47 PM
4	Classes like Law & Ethics, etc. but not conferences/Symposiums	1/15/2015 3:54 PM

Q110 What CAMFT member benefits do you consider to be least beneficial? (Check all that apply)

Answered: 41 Skipped: 9

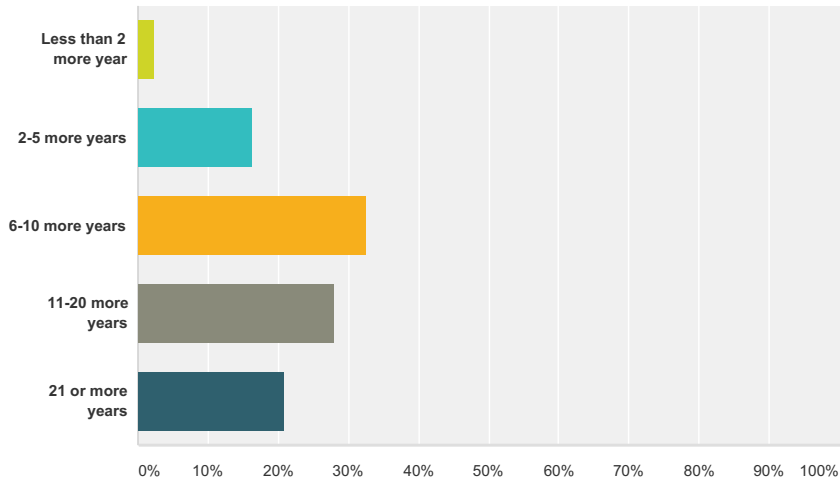


Answer Choices	Responses
Ability to get legal, ethical and business questions answered	7.32% 3
Access to EBSCOhost	9.76% 4
Annual conference, Fall Symposium and workshops	12.20% 5
CAMFT Community	9.76% 4
CounselingCalifornia.com	14.63% 6
Marketing the profession	21.95% 9
Professional liability insurance	4.88% 2
Representation/advocacy for the profession	7.32% 3
The Therapist	4.88% 2
Website	7.32% 3
No response	41.46% 17
Other (please specify)	7.32% 3
Total Respondents: 41	

#	Other (please specify)	Date
1	They are all beneficial	2/4/2015 3:36 PM
2	all areas are beneficial	1/15/2015 5:06 PM
3	Have not been successful using EBSCOhost	1/15/2015 3:54 PM

Q111 I expect to remain a member of CAMFT:

Answered: 43 Skipped: 7



Answer Choices	Responses
Less than 2 more year	2.33% 1
2-5 more years	16.28% 7
6-10 more years	32.56% 14
11-20 more years	27.91% 12
21 or more years	20.93% 9
Total	43

Demographic Survey - Clinical

Q112 Comments/Feedback

Answered: 6 Skipped: 44

#	Responses	Date
1	Wondering what the status is of House Bill providing for LMFTs to be reimbursed by Medicare.	1/30/2015 8:47 PM
2	#47 Outcomes measured by number of patient referrals #88 Interns are paid a percentage, Trainees are volunteer, (separate this question by Type)	1/29/2015 11:51 PM
3	The association has become too political for my tastes considering the benefits I receive. I do not feel the association adequately represents politically and morally conservative members.	1/17/2015 1:47 PM
4	Survey is too long	1/16/2015 7:09 PM
5	way too long a survey... was not informed how many questions. my night was negatively affected because of doing the survey.	1/15/2015 10:53 PM
6	I have no idea when I will fully retire, I am currently semi-retired.	1/15/2015 7:27 PM

Demographic Survey - Clinical

Q113 Additional questions you would like to see in future demographic surveys:

Answered: 3 Skipped: 47

#	Responses	Date
1	Hours spent in couples counseling sex therapy Training in couples Sex Therapy	1/29/2015 11:51 PM
2	More questions about what it is like working in a community mental agency	1/16/2015 5:51 PM
3	What is an outstanding career learning that you would wish to share with your colleagues.	1/15/2015 7:27 PM

Demographic Survey - Clinical

Q114 To be entered in the drawing for a free annual membership, please include your name as it appears on CAMFT records and your email address.

Answered: 34 Skipped: 16

#	Responses	Date
1	Milia Mahfoud staggs Qtazabutton@gmail.com	2/6/2015 9:43 AM
2	Pamela S Johnson p.johnson03@yahoo.com	2/5/2015 8:31 PM
3	Summer Caudle summerac80@gmail.com	2/5/2015 5:22 PM
4	Susan M Anderson MS, LMFT smandersonmft@aol.com	2/5/2015 3:10 PM
5	Genevieve Beker jnjbecker@netptc.net	2/4/2015 6:23 PM
6	Mishel Cowart mishelcounseling@ocsnet.net	2/4/2015 3:36 PM
7	Marilyn Bamford: marilynbamfordlmft@gmail.com	2/4/2015 3:07 PM
8	Christine Irene Buma 1528 Linden Drive P.O. Box 6502 Frazier Park, CA 93222-6502	1/30/2015 8:47 PM
9	Daniel Burke dburke369@gmail.com	1/29/2015 11:51 PM
10	Donald W English, english.dw@gmail.com	1/22/2015 1:53 PM
11	Carol Hunter-Bambrook crlsplace@yahoo.com	1/20/2015 8:58 PM
12	Larry V. Hicks, MS larrymft@caltel.com	1/20/2015 11:48 AM
13	Michelle Dawn MacElvaine Michelleblodgett78@hotmail.com	1/18/2015 8:32 AM
14	Linda Warnick hablalinda@gmail.com	1/17/2015 3:01 PM
15	PastorElaine@identityAbuse.com	1/17/2015 1:47 PM
16	Jennie Le Hua Jenniehuamft@gmail.com	1/16/2015 7:09 PM
17	Jean Marie Day Brown	1/16/2015 5:51 PM
18	Linda G. Reinhart Lreinhart@tysb.org	1/16/2015 12:00 PM
19	Kristine Wallace LMFT	1/16/2015 11:44 AM
20	James M Donckels Donckels.woods@Verizon.net	1/16/2015 10:22 AM
21	Stacey B Thacker Sbthacker@aol.com	1/16/2015 7:36 AM
22	Peter Nazaretian 4headcare@comcast.net	1/15/2015 10:55 PM
23	simplyren@aol.com renaldo strayhorn	1/15/2015 10:53 PM
24	Carol Montgomery Brosnac, MA, LMFT cmbrosnac.psychotherapy@gmail.com	1/15/2015 10:14 PM
25	Angela Turner, angie.turner@fresno.edu	1/15/2015 9:42 PM
26	Melody A Brotby mbrotby@gmail.com	1/15/2015 9:35 PM
27	Wilfred Weeks Jr whawjr65@hotmail.com	1/15/2015 8:16 PM
28	Etta A. Robin earob62@pacbell.net	1/15/2015 7:27 PM
29	Nadia Yousef Orme NadiaAnn1@gmail.com	1/15/2015 7:19 PM
30	Frony Ritter Moytirra@gmail. Com	1/15/2015 6:49 PM
31	connie Wallace cwallacemft@yahoo.com	1/15/2015 4:47 PM
32	K. Jeanne Troncao-Heath Jeannetroncao@gmail.com	1/15/2015 3:57 PM
33	Mary V. Herrmann maryh@sti.net	1/15/2015 3:54 PM
34	Carol Ann Sayer	1/15/2015 3:35 PM