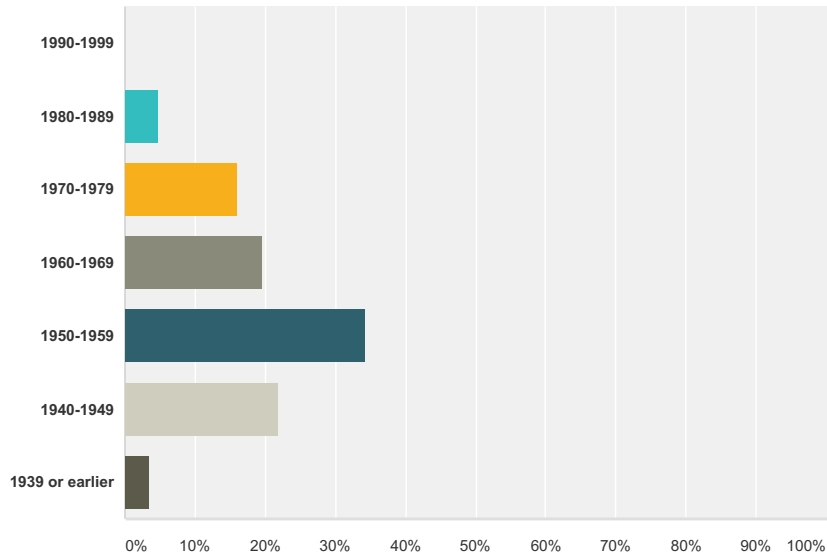


Demographic Survey - Clinical

Q1 What year were you born?

Answered: 169 Skipped: 1

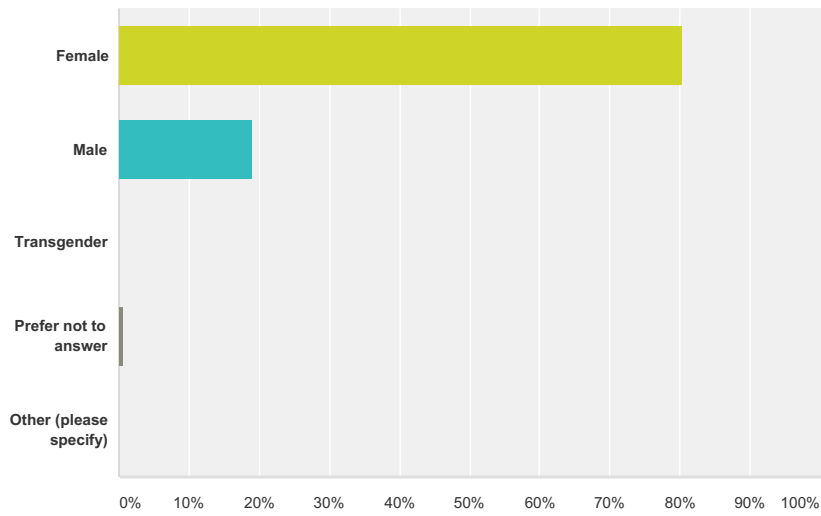


Answer Choices	Responses	Count
1990-1999	0.00%	0
1980-1989	4.73%	8
1970-1979	15.98%	27
1960-1969	19.53%	33
1950-1959	34.32%	58
1940-1949	21.89%	37
1939 or earlier	3.55%	6
Total		169

Demographic Survey - Clinical

Q2 What is your gender identity?

Answered: 168 Skipped: 2



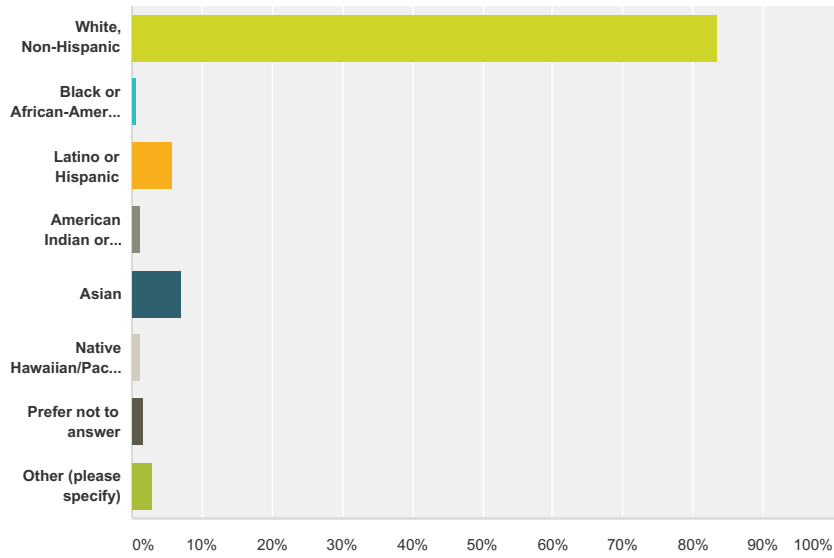
Answer Choices	Responses
Female	80.36% 135
Male	19.05% 32
Transgender	0.00% 0
Prefer not to answer	0.60% 1
Other (please specify)	0.00% 0
Total	168

#	Other (please specify)	Date
	There are no responses.	

Demographic Survey - Clinical

Q3 What is your race/ethnic origin? (Check all that apply)

Answered: 170 Skipped: 0

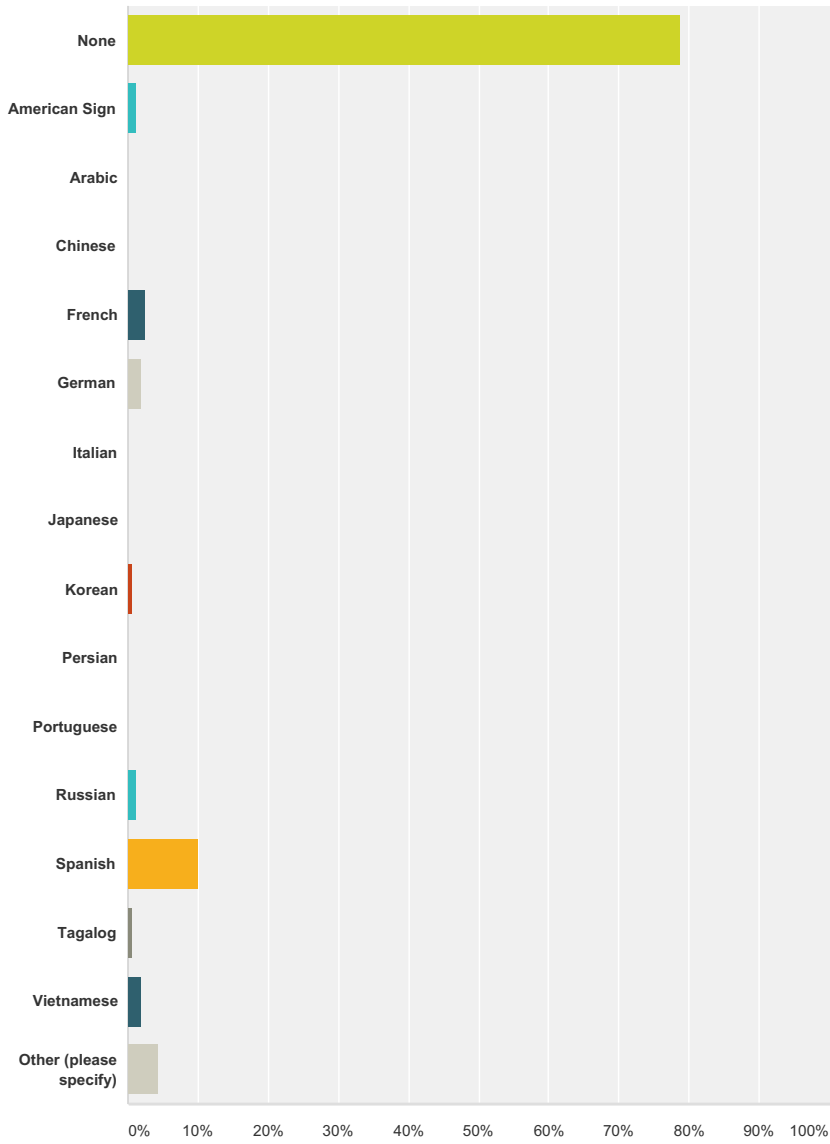


Answer Choices	Responses
White, Non-Hispanic	83.53% 142
Black or African-American	0.59% 1
Latino or Hispanic	5.88% 10
American Indian or Alaskan Native	1.18% 2
Asian	7.06% 12
Native Hawaiian/Pacific Islander	1.18% 2
Prefer not to answer	1.76% 3
Other (please specify)	2.94% 5
Total Respondents: 170	

#	Other (please specify)	Date
1	mixed	1/19/2015 6:33 PM
2	2 or more races	1/15/2015 11:22 PM
3	European American	1/15/2015 8:58 PM
4	South Asian - Indian	1/15/2015 4:08 PM
5	Mixed Races	1/15/2015 3:18 PM

Q4 What language(s) do you speak in addition to English? (Check all that apply)

Answered: 159 Skipped: 11



Answer Choices	Responses	Count
None	78.62%	125
American Sign	1.26%	2
Arabic	0.00%	0
Chinese	0.00%	0
French	2.52%	4
German	1.89%	3
Italian	0.00%	0
Japanese	0.00%	0
Korean	0.63%	1
Persian	0.00%	0

Demographic Survey - Clinical

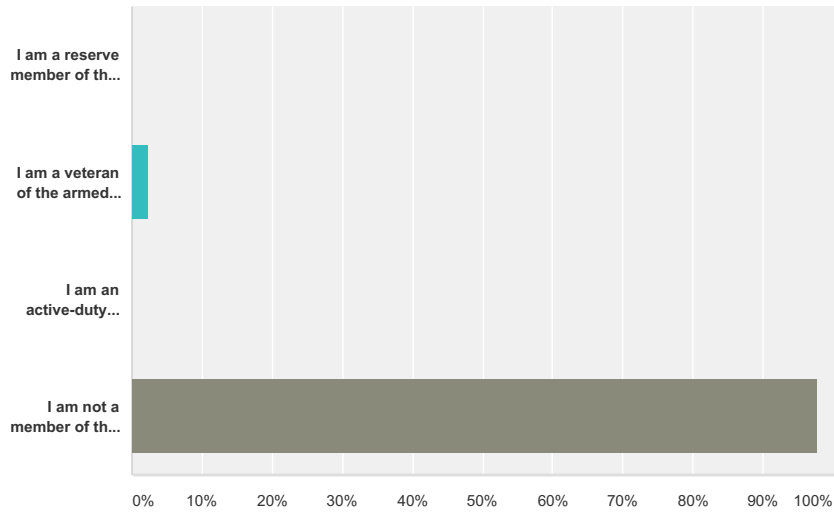
Portuguese	0.00%	0
Russian	1.26%	2
Spanish	10.06%	16
Tagalog	0.63%	1
Vietnamese	1.89%	3
Other (please specify)	4.40%	7
Total Respondents: 159		

#	Other (please specify)	Date
1	50 year old Spanish	2/4/2015 12:14 PM
2	Lithuanian	2/4/2015 11:19 AM
3	Read Spanish, but don't speak bilingually	1/21/2015 9:07 PM
4	Dutch	1/15/2015 8:58 PM
5	Hebrew	1/15/2015 5:32 PM
6	Hindi & Gujarati	1/15/2015 4:08 PM
7	Serbian	1/15/2015 3:18 PM

Demographic Survey - Clinical

Q5 Are you a member of the armed service?

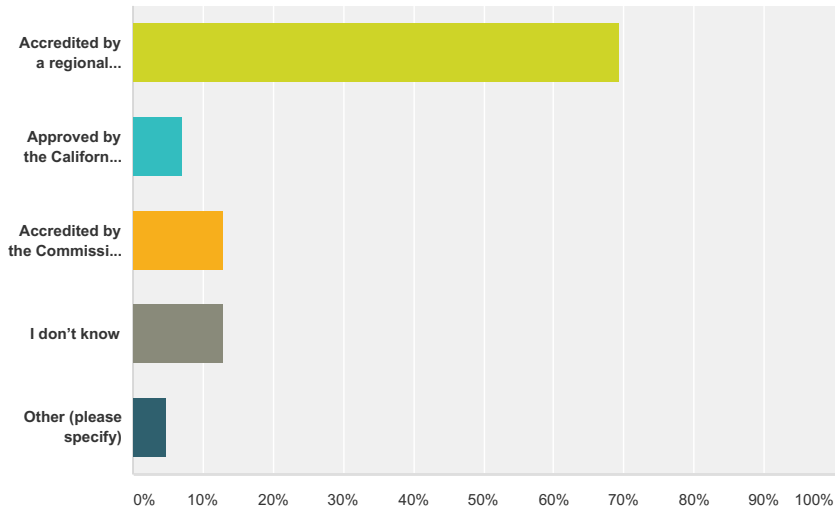
Answered: 167 Skipped: 3



Answer Choices	Responses
I am a reserve member of the armed service	0.00% 0
I am a veteran of the armed service	2.40% 4
I am an active-duty member of the armed service	0.00% 0
I am not a member of the armed service	97.60% 163
Total	167

Q6 Did you graduate from an accredited or state approved school?

Answered: 169 Skipped: 1

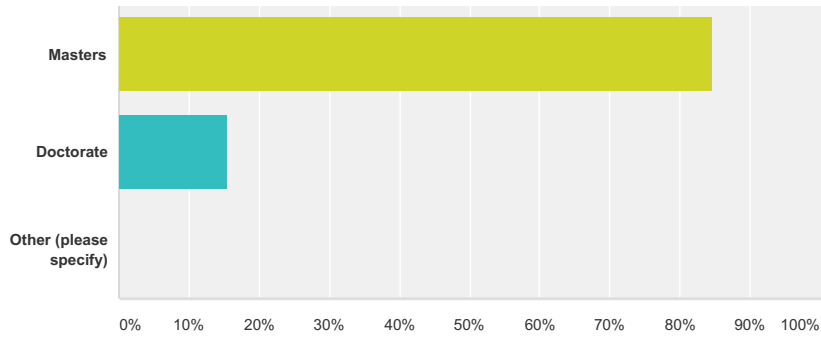


Answer Choices	Responses
Accredited by a regional accrediting body (e.g., Western Association of Schools and Colleges)	69.23% 117
Approved by the California Bureau of Private, Postsecondary and Vocational Education or its equivalent	7.10% 12
Accredited by the Commission on Accreditation for Marriage and Family Therapy Education (COAMFTE)	13.02% 22
I don't know	13.02% 22
Other (please specify)	4.73% 8
Total Respondents: 169	

#	Other (please specify)	Date
1	Accredited but do not know the agency.	1/21/2015 10:10 PM
2	Accredited but I don't know by which organization	1/16/2015 12:26 PM
3	Chapman University--not sure which accreditation they have	1/16/2015 8:43 AM
4	Pepperdine university	1/16/2015 5:05 AM
5	Chapman University- Orange.Ca.(really don't know it's accreditation)	1/15/2015 9:35 PM
6	accredited CSU	1/15/2015 6:05 PM
7	Graduated from CSUFullerton 1983	1/15/2015 3:55 PM
8	yes	1/15/2015 3:54 PM

Q7 What is the highest relevant degree you have earned related to psychotherapy?

Answered: 168 Skipped: 2



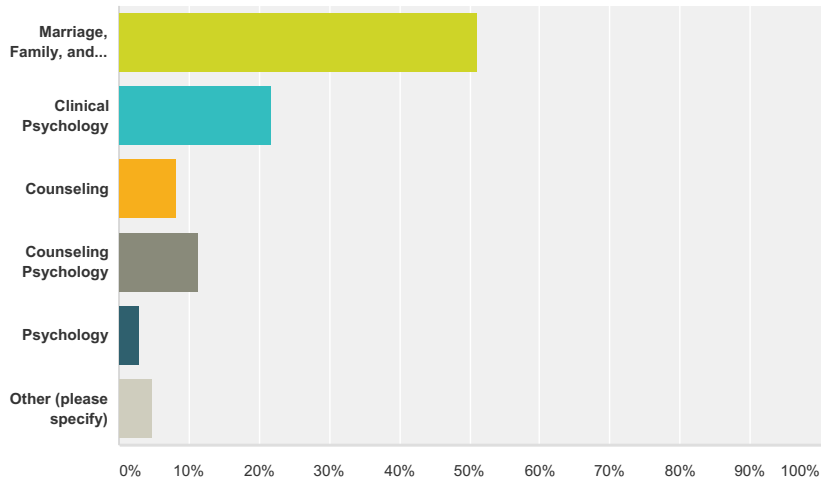
Answer Choices	Responses
Masters	84.52% 142
Doctorate	15.48% 26
Other (please specify)	0.00% 0
Total	168

#	Other (please specify)	Date
	There are no responses.	

Demographic Survey - Clinical

Q8 What is the subject area of your highest relevant degree related to psychotherapy?

Answered: 170 Skipped: 0



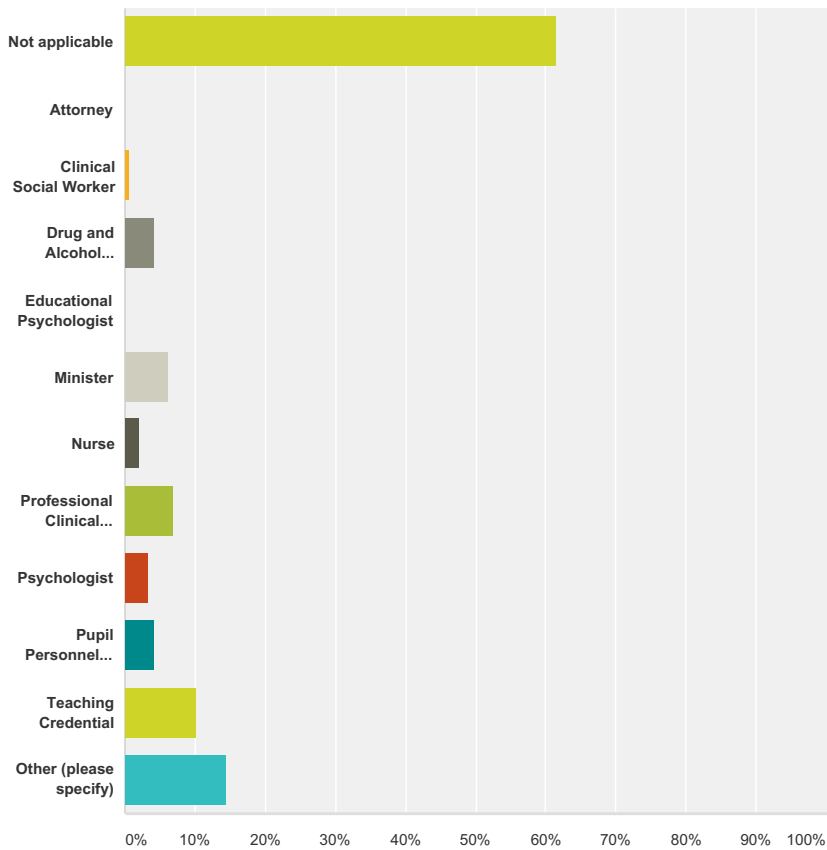
Answer Choices	Responses
Marriage, Family, and Child Counseling/Marital and Family Therapy	51.18% 87
Clinical Psychology	21.76% 37
Counseling	8.24% 14
Counseling Psychology	11.18% 19
Psychology	2.94% 5
Other (please specify)	4.71% 8
Total	170

#	Other (please specify)	Date
1	Psychoanalysis	2/4/2015 5:27 PM
2	Psychology in Psychoanalysis	1/21/2015 10:10 PM
3	Psychology, emphasis Marriage, Family, & Child Counseling	1/21/2015 9:09 PM
4	Forensic Counseling	1/19/2015 6:35 PM
5	Psychoanalysis	1/18/2015 10:10 PM
6	Psychoanalysis	1/17/2015 7:28 AM
7	Transpersonal Psychology	1/16/2015 9:57 AM
8	Theology	1/15/2015 11:23 PM

Demographic Survey - Clinical

Q9 Which additional California credentials/licenses do you hold? (Check all that apply)

Answered: 146 Skipped: 24



Answer Choices	Responses
Not applicable	61.64% 90
Attorney	0.00% 0
Clinical Social Worker	0.68% 1
Drug and Alcohol Counselor	4.11% 6
Educational Psychologist	0.00% 0
Minister	6.16% 9
Nurse	2.05% 3
Professional Clinical Counselor	6.85% 10
Psychologist	3.42% 5
Pupil Personnel Services	4.11% 6
Teaching Credential	10.27% 15
Other (please specify)	14.38% 21
Total Respondents: 146	

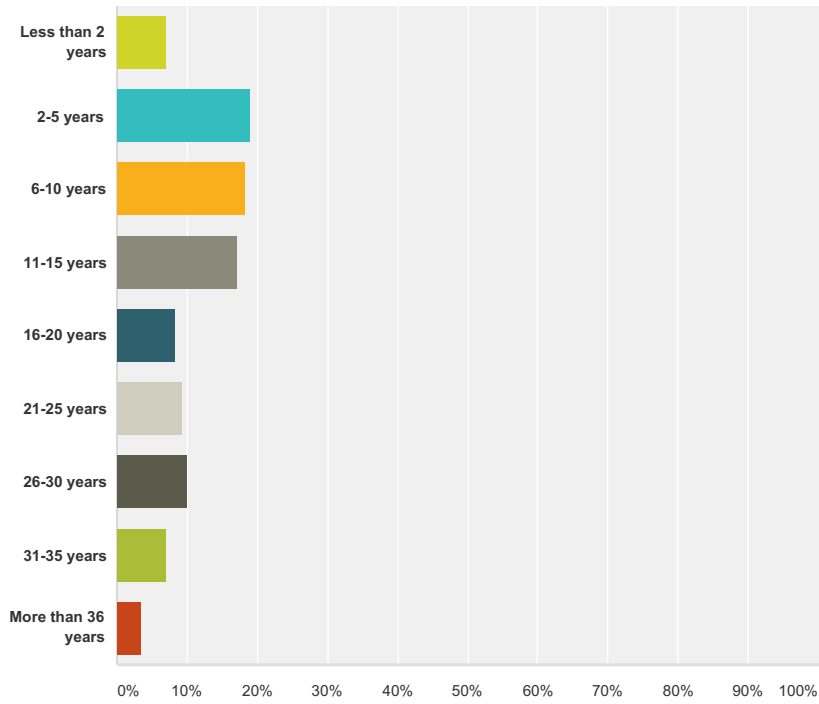
#	Other (please specify)	Date
1	Community College Counselor	2/4/2015 12:54 PM
2	MFT	2/4/2015 12:16 PM
3	Marriage and Family Therapist	1/23/2015 1:26 PM

Demographic Survey - Clinical

4	Crisis Prevention Institute certified instructor	1/19/2015 2:42 PM
5	Certified Employee Assistance Professional (CEAP)	1/19/2015 12:29 PM
6	LMFT	1/17/2015 7:46 AM
7	MBA	1/16/2015 9:57 AM
8	Crisis Intervention Specialist	1/16/2015 9:45 AM
9	EMDR therapist	1/16/2015 8:48 AM
10	LPCC	1/16/2015 5:05 AM
11	LMFT	1/15/2015 11:30 PM
12	Real Estate Sales Person, MFT	1/15/2015 11:23 PM
13	NCC	1/15/2015 10:09 PM
14	I sing quite well :)	1/15/2015 9:35 PM
15	HIV Counselor	1/15/2015 6:55 PM
16	nursing home administrator	1/15/2015 6:27 PM
17	LMFT	1/15/2015 4:11 PM
18	Licensed Psychiatric Technician	1/15/2015 3:55 PM
19	LPCC	1/15/2015 3:54 PM
20	school counseling and school psychology	1/15/2015 3:44 PM
21	Elder Care	1/15/2015 3:17 PM

Q10 How many years have you been licensed as an MFT?

Answered: 169 Skipped: 1

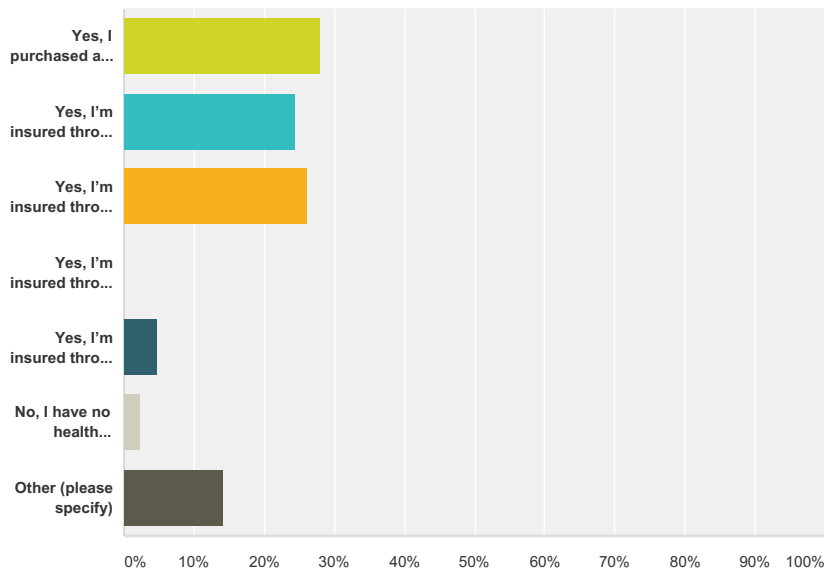


Answer Choices	Responses	Count
Less than 2 years	7.10%	12
2-5 years	18.93%	32
6-10 years	18.34%	31
11-15 years	17.16%	29
16-20 years	8.28%	14
21-25 years	9.47%	16
26-30 years	10.06%	17
31-35 years	7.10%	12
More than 36 years	3.55%	6
Total		169

Demographic Survey - Clinical

Q11 Do you have health insurance for your personal medical care?

Answered: 168 Skipped: 2



Answer Choices	Responses
Yes, I purchased a private plan	27.98% 47
Yes, I'm insured through my employer	24.40% 41
Yes, I'm insured through my spouse/partner	26.19% 44
Yes, I'm insured through CAMFT's guaranteed issue health plan	0.00% 0
Yes, I'm insured through Covered California	4.76% 8
No, I have no health insurance	2.38% 4
Other (please specify)	14.29% 24
Total	168

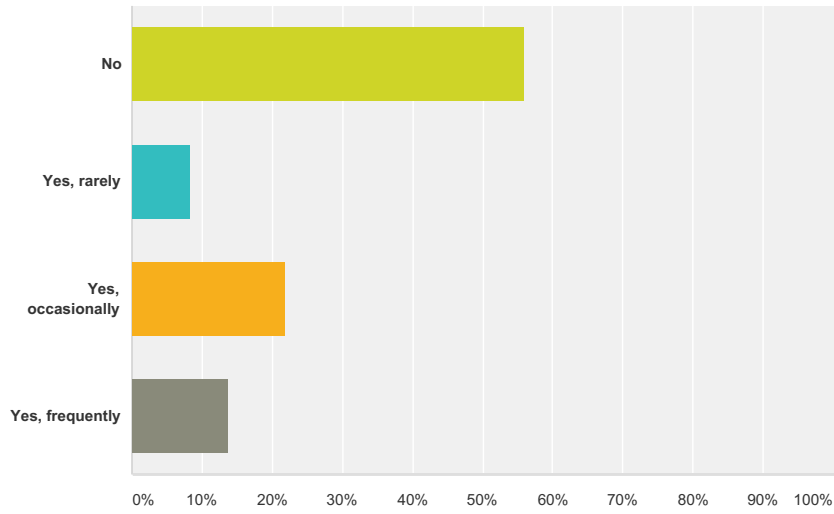
#	Other (please specify)	Date
1	Medicare	2/9/2015 8:21 PM
2	MediCare	2/4/2015 2:52 PM
3	Medicare + Blue Shield	2/4/2015 12:17 PM
4	Health care sharing ministry	2/4/2015 11:33 AM
5	PERS retired employee	2/4/2015 10:54 AM
6	Medicare	2/4/2015 9:37 AM
7	medicare & medicare supplemental	2/3/2015 11:36 AM
8	Medi-Cal	1/23/2015 1:27 PM
9	Medicare and Kaiser Retirees	1/20/2015 1:24 PM
10	Insured through VA	1/19/2015 6:36 PM
11	Medicare	1/19/2015 4:28 PM
12	Medicare	1/19/2015 12:37 PM
13	medicare	1/18/2015 10:49 PM
14	Went back to work part-time as RN to get medical ins.	1/17/2015 10:14 AM
15	medicare	1/16/2015 5:46 PM
16	Medicarre	1/16/2015 12:46 PM
17	Retired Federal Employee Health Insurance	1/16/2015 9:48 AM

Demographic Survey - Clinical

18	Medicare plus a supplement	1/16/2015 5:45 AM
19	Medicare	1/15/2015 9:52 PM
20	Medicare	1/15/2015 9:03 PM
21	medicare plus a supplement	1/15/2015 6:29 PM
22	Medi-Care Supplement	1/15/2015 6:19 PM
23	medi-care	1/15/2015 4:27 PM
24	Medicare and Secondary Blue Shield administration for County of Orange	1/15/2015 4:00 PM

Q12 Within the last two years, have you received personal psychotherapy?

Answered: 168 Skipped: 2

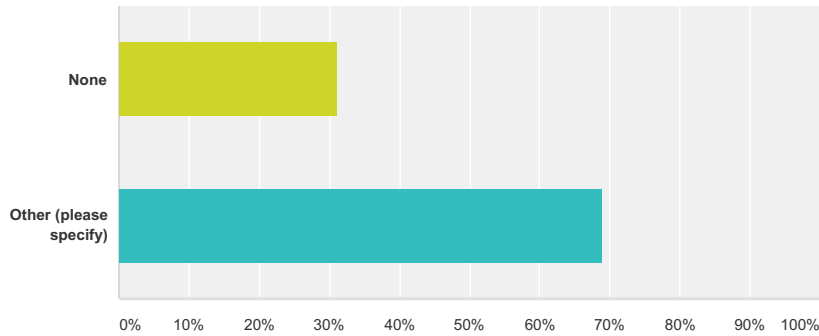


Answer Choices	Responses	
No	55.95%	94
Yes, rarely	8.33%	14
Yes, occasionally	22.02%	37
Yes, frequently	13.69%	23
Total		168

Demographic Survey - Clinical

Q13 What was your career before becoming an LMFT?

Answered: 167 Skipped: 3



Answer Choices	Responses
None	31.14% 52
Other (please specify)	68.86% 115
Total	167

#	Other (please specify)	Date
1	teacher	2/9/2015 8:21 PM
2	motion picture editor	2/8/2015 8:46 AM
3	school guidance assistant	2/6/2015 9:25 PM
4	Artist and college instructor	2/6/2015 8:25 PM
5	Computer operator	2/6/2015 6:17 PM
6	Technology consultant	2/6/2015 4:59 AM
7	Insurance adjuster	2/5/2015 8:41 AM
8	Homemaker	2/4/2015 10:13 PM
9	Administration/Clerical	2/4/2015 7:17 PM
10	Homemaker	2/4/2015 5:22 PM
11	Sales	2/4/2015 4:07 PM
12	Nonprofit Management	2/4/2015 2:52 PM
13	Teacher	2/4/2015 2:13 PM
14	Teacher - elementary school.	2/4/2015 2:01 PM
15	in concert with public administration	2/4/2015 1:27 PM
16	Office Manager	2/4/2015 12:24 PM
17	Mental Health Association staff	2/4/2015 12:17 PM
18	Data Processing Engineer	2/4/2015 12:14 PM
19	Legal secretary, development consultant, stay home mom	2/4/2015 11:33 AM
20	Senior Claims Adjuster	2/4/2015 10:54 AM
21	businessperson, human services	2/4/2015 9:37 AM
22	Corporate marketing	2/4/2015 8:59 AM
23	Human Resources Executive/banking industry	2/3/2015 11:36 AM
24	Child Welfare/Social services	1/31/2015 7:53 PM
25	School para-professional	1/31/2015 6:26 AM
26	Youth Minister	1/29/2015 9:10 PM
27	Semi- conductors Hughes Aircraft	1/29/2015 2:03 AM
28	Program Director	1/27/2015 5:46 PM
29	Applied Behavior Analysis provider	1/27/2015 11:49 AM

Demographic Survey - Clinical

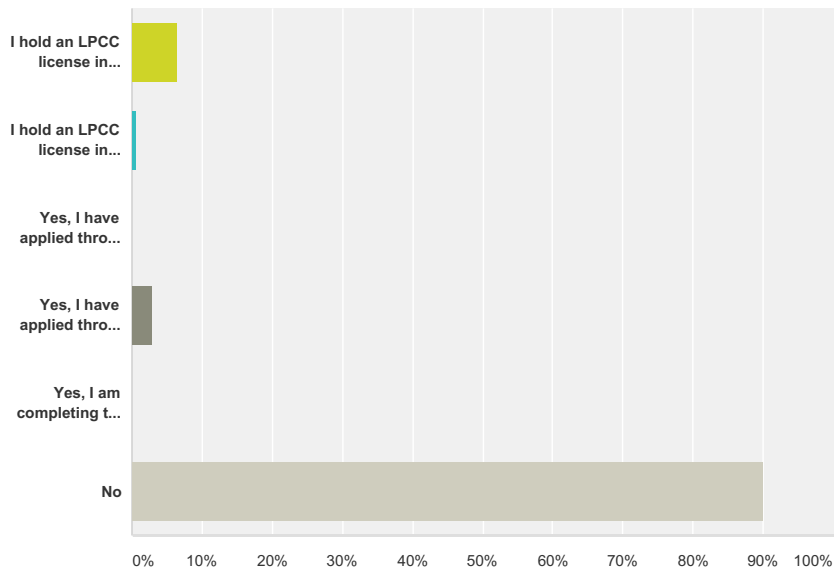
30	entrepreneur	1/26/2015 10:54 PM
31	University worker	1/23/2015 1:27 PM
32	production assistant for movie trailers	1/22/2015 1:23 PM
33	Artist/manager	1/22/2015 10:14 AM
34	UCI staff, marketing and sales, editor and writer	1/21/2015 10:12 PM
35	Social services w/ Bachelor's degree in Psychology	1/21/2015 9:10 PM
36	RN	1/20/2015 1:24 PM
37	cosmetics	1/20/2015 1:52 AM
38	Medivac Helicopter Pilot - US Army	1/19/2015 6:36 PM
39	Personal computer, training and marketing	1/19/2015 4:57 PM
40	Teaching	1/19/2015 4:28 PM
41	Supervisor-Autism	1/19/2015 2:49 PM
42	Elementry School Teacher - Substitute and part time Waiter	1/19/2015 12:30 PM
43	counseling, mental health, education	1/18/2015 10:49 PM
44	Journalist	1/18/2015 10:11 PM
45	Chemist then Office Manager	1/18/2015 10:10 PM
46	Professor of Biological Sciences	1/18/2015 7:28 PM
47	University Lecturer	1/18/2015 4:16 PM
48	Minister	1/18/2015 10:51 AM
49	developing environmental programs to reduce auto emissions	1/18/2015 5:29 AM
50	ist Grade Teacher 5 years, Mother 1969-1985/kds2dad	1/17/2015 6:38 PM
51	Registered nurse	1/17/2015 2:09 PM
52	personal director	1/17/2015 12:13 PM
53	Registered Nurse	1/17/2015 10:14 AM
54	Financial Loan Rep	1/17/2015 7:47 AM
55	Business	1/17/2015 7:29 AM
56	Retail sales	1/16/2015 11:09 PM
57	Teacher	1/16/2015 6:42 PM
58	Human Resources	1/16/2015 3:44 PM
59	non-profit program development	1/16/2015 2:26 PM
60	Family Engineer = wife and mother	1/16/2015 12:46 PM
61	Hotel Manager	1/16/2015 9:58 AM
62	Corporate sales & marketing	1/16/2015 9:58 AM
63	Federal Law Enforcement	1/16/2015 9:48 AM
64	pastor in a church	1/16/2015 9:16 AM
65	landscape designer	1/16/2015 8:51 AM
66	graphic artist	1/16/2015 8:49 AM
67	banking	1/16/2015 8:44 AM
68	psychologist in Germany	1/16/2015 7:04 AM
69	waitress	1/16/2015 6:43 AM
70	flight attendant	1/16/2015 6:07 AM
71	high school teacher,plus level one SpEd	1/16/2015 5:45 AM
72	Fashion Merchandiser/Product Development/Buyer	1/16/2015 5:07 AM
73	Fortune 50 executive	1/16/2015 2:52 AM
74	Credentialed Teacher	1/15/2015 11:30 PM
75	Teacher, Realtor	1/15/2015 11:24 PM
76	teacher	1/15/2015 11:20 PM
77	student-receptionist-jobs but not a career	1/15/2015 10:34 PM
78	Student Finacial Aid	1/15/2015 10:08 PM
79	Director of Marketing & Communications, Nonprofit	1/15/2015 10:06 PM

Demographic Survey - Clinical

80	Computer Software	1/15/2015 9:57 PM
81	Tour Guide for National Geographic Society	1/15/2015 9:52 PM
82	Owner/Director of Private Preschool/Elem. School	1/15/2015 9:13 PM
83	teacher, business executive	1/15/2015 9:03 PM
84	Director of Membership Marketing	1/15/2015 9:01 PM
85	Registered Nurse in school setting, prior to that an intensive care nurse	1/15/2015 8:49 PM
86	Defense Industry	1/15/2015 7:59 PM
87	Teacher	1/15/2015 7:27 PM
88	college instructor	1/15/2015 7:13 PM
89	Veterinary Nurse	1/15/2015 6:58 PM
90	Administrator	1/15/2015 6:50 PM
91	acute hospital administrator	1/15/2015 6:29 PM
92	Legal Secretary; then Child Development Specialist	1/15/2015 6:19 PM
93	Marketing Manager	1/15/2015 6:11 PM
94	Organizational Development	1/15/2015 6:06 PM
95	Business	1/15/2015 5:44 PM
96	history teacher, automotive mechanic	1/15/2015 5:34 PM
97	Teacher	1/15/2015 4:31 PM
98	social worker	1/15/2015 4:27 PM
99	Clinical Counselor	1/15/2015 4:13 PM
100	Child Care Administrator	1/15/2015 4:01 PM
101	Psych Tech 1981, RRA now RHIA 1968 (Registered Health Information Manager)	1/15/2015 4:00 PM
102	Phys Ed Teacher / High School Coach	1/15/2015 4:00 PM
103	Organic produce buyer/salesman	1/15/2015 3:57 PM
104	Sales	1/15/2015 3:55 PM
105	Sign Language interpreter	1/15/2015 3:54 PM
106	financial planner	1/15/2015 3:42 PM
107	Administrator	1/15/2015 3:38 PM
108	Teacher, mom, secretary	1/15/2015 3:32 PM
109	Medical Sales	1/15/2015 3:18 PM
110	CPS social worker	1/15/2015 3:18 PM
111	Executive Assistant to Vice President of Development	1/15/2015 3:17 PM
112	Sales representative for Fortune 500 company.	1/15/2015 3:17 PM
113	usps carrier	1/15/2015 3:17 PM
114	French Literature teacher	1/15/2015 2:51 PM
115	Marketing	1/15/2015 2:50 PM

Q14 Do you plan to apply for, or are you in the process of obtaining, LPCC licensure in California?

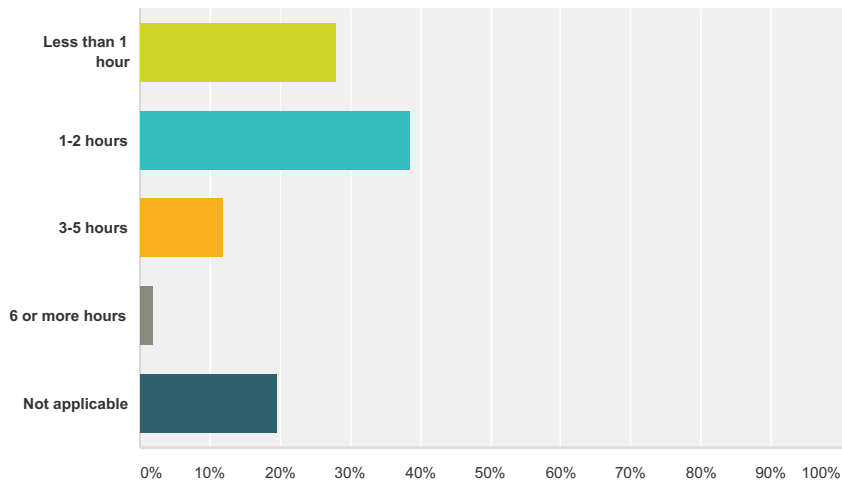
Answered: 170 Skipped: 0



Answer Choices	Responses	
I hold an LPCC license in California obtained through the "grandparenting" process	6.47%	11
I hold an LPCC license in California obtained through the "traditional" path	0.59%	1
Yes, I have applied through the "grandparenting" process and am currently completing my deficiencies	0.00%	0
Yes, I have applied through the "grandparenting" process, but am no longer pursuing the LPCC licensure	2.94%	5
Yes, I am completing the "traditional" path toward the LPCC licensure	0.00%	0
No	90.00%	153
Total		170

Q15 On average, how many hours per week do you devoted to volunteer or pro-bono therapy?

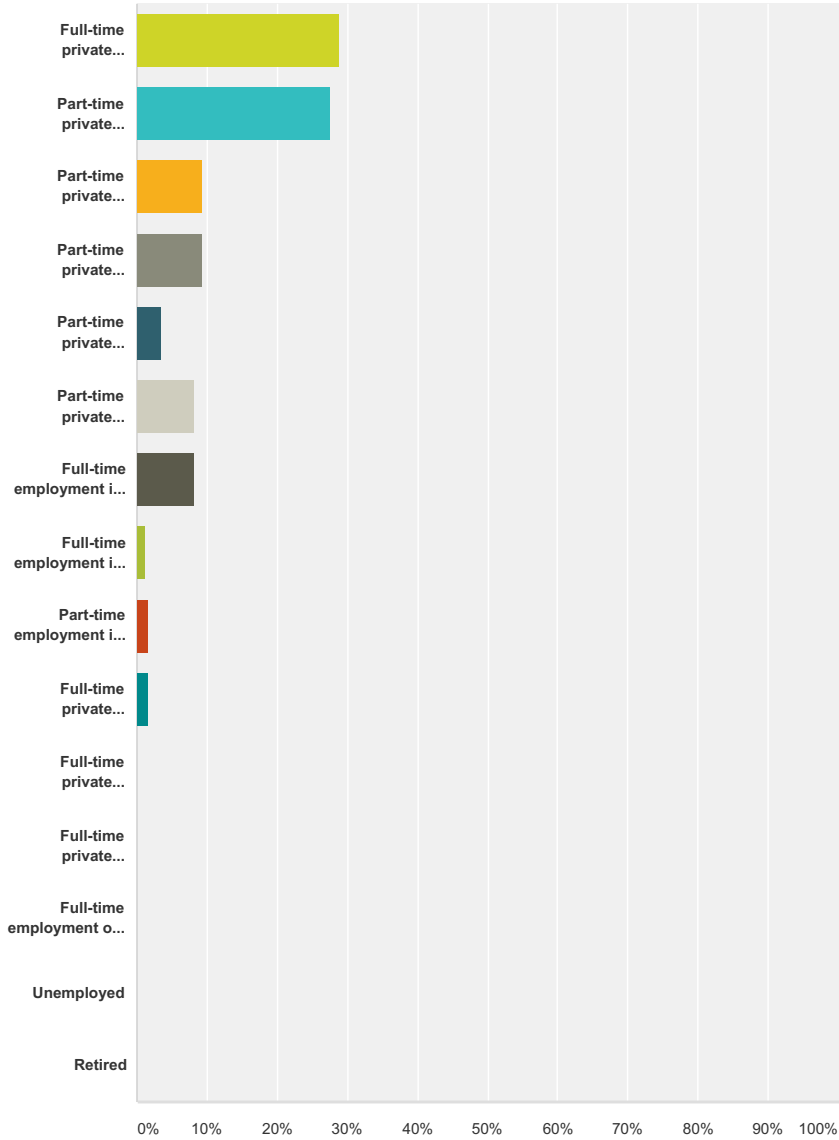
Answered: 168 Skipped: 2



Answer Choices	Responses
Less than 1 hour	27.98% 47
1-2 hours	38.69% 65
3-5 hours	11.90% 20
6 or more hours	1.79% 3
Not applicable	19.64% 33
Total	168

Q16 Which of the following best describes your status? (Note: Full-time is 20 or more hours a week and part-time is fewer than 20 hours a week)

Answered: 170 Skipped: 0



Answer Choices	Responses
Full-time private practice (20 or more hours per week) only	28.82% 49
Part-time private practice (fewer than 20 hours per week) only	27.65% 47
Part-time private practice and full-time employment in a clinical position	9.41% 16
Part-time private practice and part-time employment in a clinical position	9.41% 16
Part-time private practice and full-time employment in a non-clinical position	3.53% 6
Part-time private practice and part-time employment in a non-clinical position	8.24% 14
Full-time employment in a clinical position (not private practice) only	8.24% 14
Full-time employment in a clinical position (not private practice) and part-time in a non-clinical position	1.18% 2
Part-time employment in a clinical position (not private practice) and part-time employment in a non-clinical position	1.76% 3

Demographic Survey - Clinical

Full-time private practice and full-time employment in a clinical position	1.76%	3
Full-time private practice and part-time employment in a clinical position	0.00%	0
Full-time private practice and full-time employment in a non-clinical position	0.00%	0
Full-time employment or in business doing non-clinical work	0.00%	0
Unemployed	0.00%	0
Retired	0.00%	0
Total		170

Demographic Survey - Clinical

Q17 What is your average annual income (before taxes)?

Answered: 0 Skipped: 170

! No matching responses.

Answer Choices	Responses
Less than \$20,000 per year	0.00% 0
\$20,000-\$34,999 per year	0.00% 0
\$35,000-\$44,999 per year	0.00% 0
\$45,000-\$54,999 per year	0.00% 0
\$55,000-\$64,999 per year	0.00% 0
\$65,000-\$79,999 per year	0.00% 0
\$80,000-\$99,999 per year	0.00% 0
\$100,000-\$125,999 per year	0.00% 0
\$126,000-\$149,999 per year	0.00% 0
\$150,000-\$174,999 per year	0.00% 0
\$175,000-\$199,999 per year	0.00% 0
More than \$200,000 per year	0.00% 0
Not applicable	0.00% 0
Total	0

Demographic Survey - Clinical

Q18 Do you work in any of the following setting? (Check all that apply)

Answered: 0 Skipped: 170

! No matching responses.

Answer Choices	Responses
College or University	0.00% 0
Hospital/Licensed health facility	0.00% 0
Managed care company including HMO, PPO, EAP, etc.	0.00% 0
Group practice/professional corporation	0.00% 0
Non-profit or charitable corporation	0.00% 0
Outpatient clinic	0.00% 0
Residential treatment facility	0.00% 0
School (K-12)	0.00% 0
California Department of Social Services	0.00% 0
California Public Health Service	0.00% 0
California State Department of Corrections and Rehabilitation	0.00% 0
California State Psychiatric Hospital	0.00% 0
California Youth Authority	0.00% 0
Child Protective Services or its equivalent	0.00% 0
Correctional Treatment Facility	0.00% 0
County Mental Health	0.00% 0
County Probation	0.00% 0
County Psychiatric Facility	0.00% 0
Department of Defense	0.00% 0
EAP	0.00% 0
Educational Institution	0.00% 0
Family Court Services	0.00% 0
U.S. Department of Health Services	0.00% 0
U.S. Department of Veterans Affairs	0.00% 0
Other (please specify)	0.00% 0
Total Respondents: 0	

#	Other (please specify)	Date
	There are no responses.	

Demographic Survey - Clinical

Q19 Do you work in any of the following settings? (Check all that apply)

Answered: 0 Skipped: 170

! No matching responses.

Answer Choices	Responses	
California Department of Social Services	0.00%	0
California Public Health Service	0.00%	0
California State Department of Corrections and Rehabilitation	0.00%	0
California State Psychiatric Hospital	0.00%	0
California Youth Authority	0.00%	0
Child Protective Services or its equivalent	0.00%	0
Correctional Treatment Facility	0.00%	0
County Mental Health	0.00%	0
County Probation	0.00%	0
County Psychiatric Facility	0.00%	0
Department of Defense	0.00%	0
EAP	0.00%	0
Educational Institution	0.00%	0
Family Court Services	0.00%	0
U.S. Department of Health Services	0.00%	0
U.S. Department of Veterans Affairs	0.00%	0
Not applicable	0.00%	0
Other (please specify)	0.00%	0
Total Respondents: 0		

#	Other (please specify)	Date
	There are no responses.	

Demographic Survey - Clinical

Q20 What are your duties? (Check all that apply)

Answered: 0 Skipped: 170

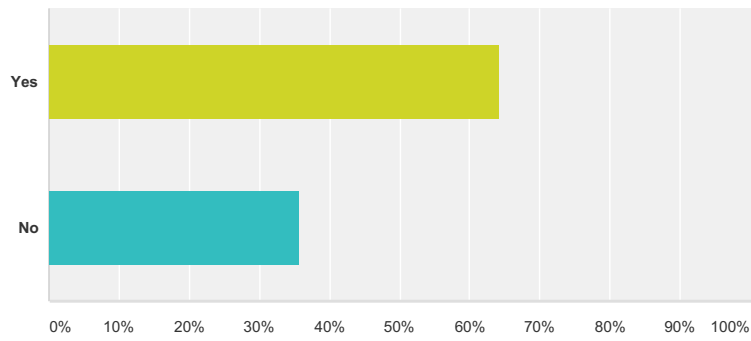
! No matching responses.

Answer Choices	Responses
Administration	0.00% 0
Adoptions	0.00% 0
Case management	0.00% 0
Child abuse investigations	0.00% 0
Child custody investigations	0.00% 0
Community prevention/education	0.00% 0
Education	0.00% 0
Intakes/referrals	0.00% 0
Mediation	0.00% 0
Social services	0.00% 0
Other (please specify)	0.00% 0
Total Respondents: 0	

#	Other (please specify)	Date
	There are no responses.	

Q21 Do you consider your private practice your primary career/occupation and source of income?

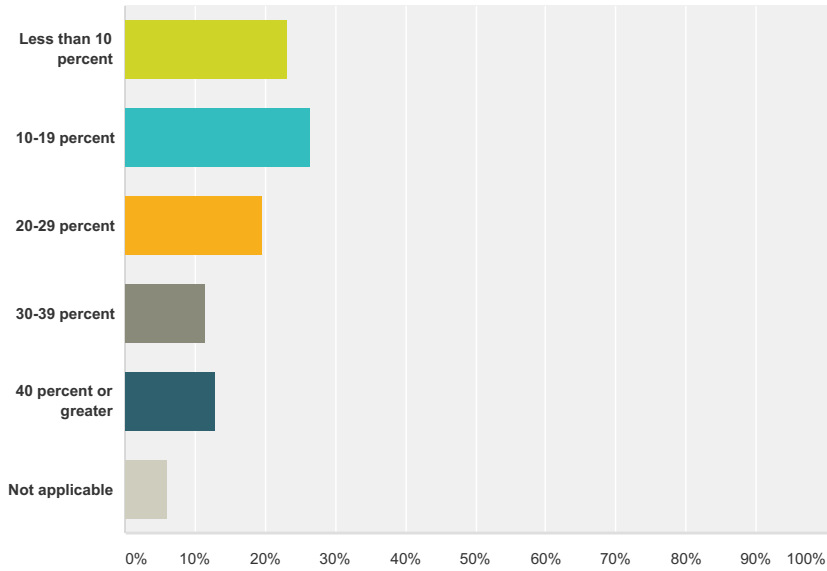
Answered: 151 Skipped: 19



Answer Choices	Responses	
Yes	64.24%	97
No	35.76%	54
Total		151

Q22 What percentage of your gross income goes to overhead?

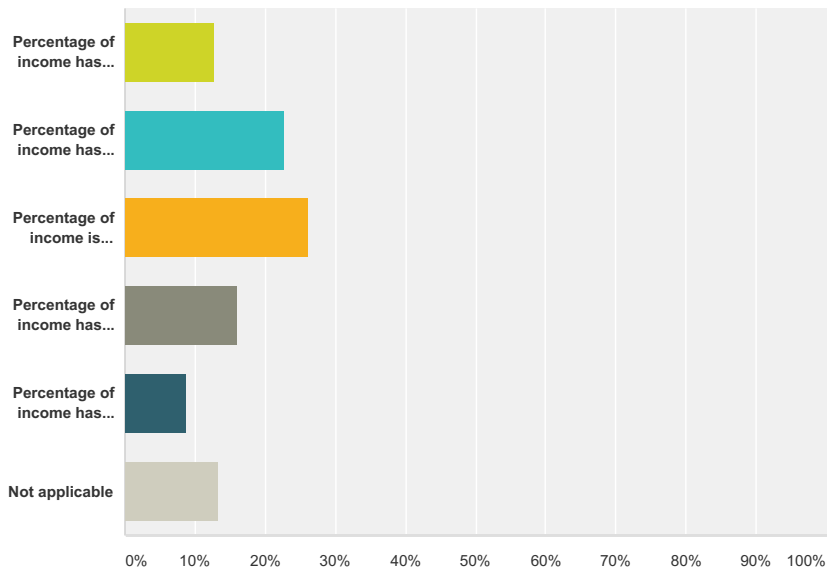
Answered: 147 Skipped: 23



Answer Choices	Responses	
Less than 10 percent	23.13%	34
10-19 percent	26.53%	39
20-29 percent	19.73%	29
30-39 percent	11.56%	17
40 percent or greater	12.93%	19
Not applicable	6.12%	9
Total		147

Q23 Have you experienced any changes in your earnings from providing psychotherapy within the past two years?

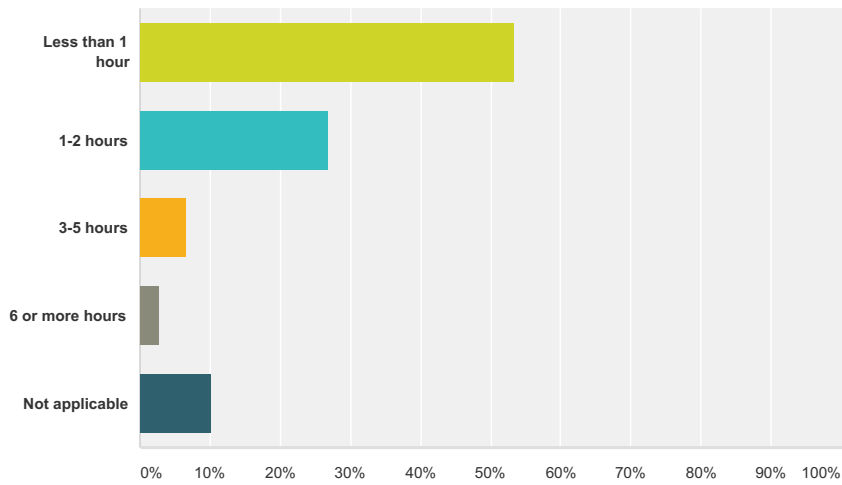
Answered: 149 Skipped: 21



Answer Choices	Responses	
Percentage of income has increased significantly	12.75%	19
Percentage of income has increased somewhat	22.82%	34
Percentage of income is approximately the same	26.17%	39
Percentage of income has decreased somewhat	16.11%	24
Percentage of income has decreased significantly	8.72%	13
Not applicable	13.42%	20
Total		149

Q24 What is the average number of hours per week spent marketing/promoting services?

Answered: 148 Skipped: 22

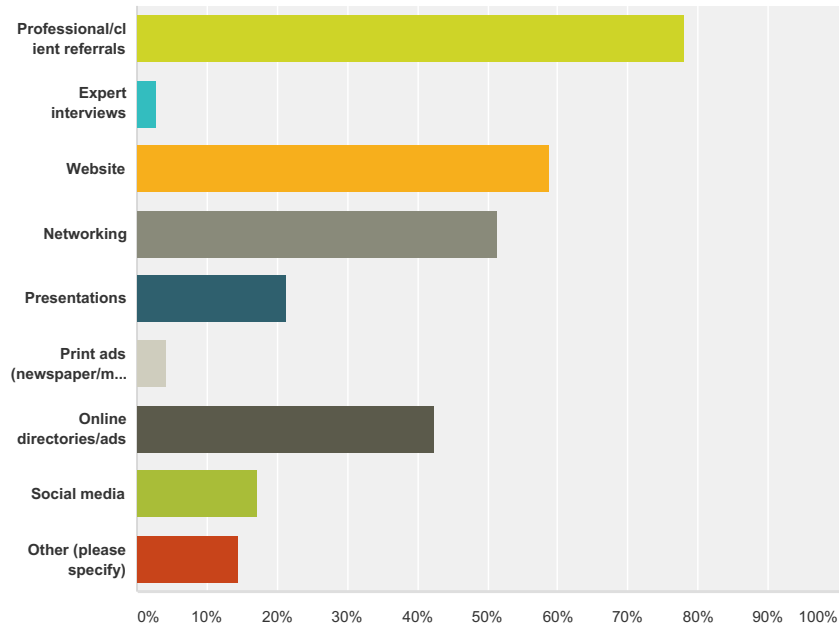


Answer Choices	Responses	
Less than 1 hour	53.38%	79
1-2 hours	27.03%	40
3-5 hours	6.76%	10
6 or more hours	2.70%	4
Not applicable	10.14%	15
Total		148

Demographic Survey - Clinical

Q25 How do you market/promote your services? (Check all that apply)

Answered: 146 Skipped: 24



Answer Choices	Responses
Professional/client referrals	78.08% 114
Expert interviews	2.74% 4
Website	58.90% 86
Networking	51.37% 75
Presentations	21.23% 31
Print ads (newspaper/magazines/newsletters, etc.)	4.11% 6
Online directories/ads	42.47% 62
Social media	17.12% 25
Other (please specify)	14.38% 21
Total Respondents: 146	

#	Other (please specify)	Date
1	Teach parenting Workshops	2/4/2015 10:16 PM
2	Being active in a CAMFT chapter	2/4/2015 2:57 PM
3	EAP referrals	2/4/2015 12:02 PM
4	Working with church counseling program	2/4/2015 11:35 AM
5	teaching	2/4/2015 9:39 AM
6	Insurance health plans	1/29/2015 2:06 AM
7	Art tx workshops	1/22/2015 10:17 AM
8	Weblog	1/21/2015 10:14 PM
9	print and audio column	1/21/2015 11:19 AM
10	publish books and essays	1/18/2015 10:53 PM
11	Online Ads	1/18/2015 7:32 PM
12	referrals	1/16/2015 12:49 PM
13	insurance directories	1/16/2015 8:52 AM

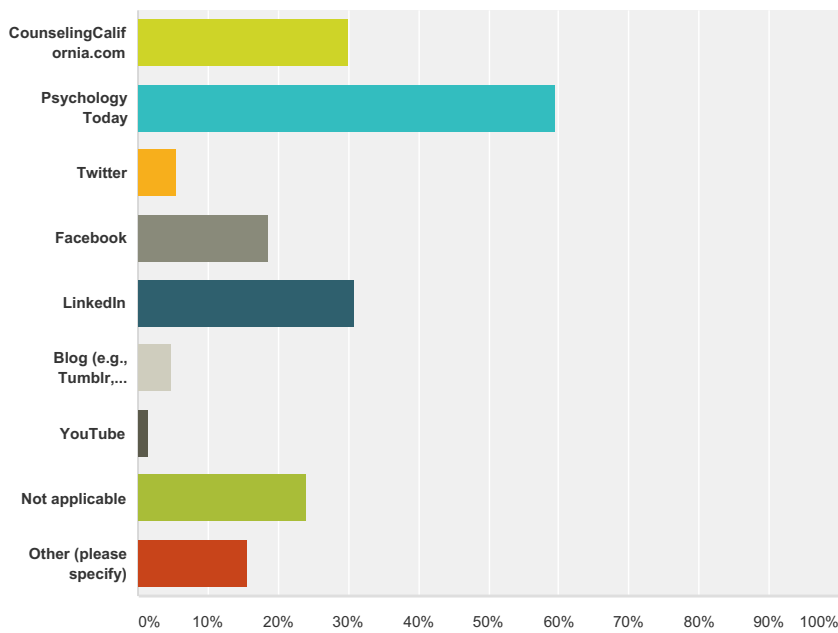
Demographic Survey - Clinical

14	informal networking- friends and acquaintances refer clients to me	1/15/2015 10:42 PM
15	Insurance websites	1/15/2015 10:13 PM
16	send out letters	1/15/2015 8:53 PM
17	Psychology Today	1/15/2015 8:01 PM
18	therapy sites	1/15/2015 6:33 PM
19	providing excellent service to my contract employers	1/15/2015 5:36 PM
20	word of mouth	1/15/2015 4:53 PM
21	NAMIOC lists me in their Professional Directory, get most of my clients from it.	1/15/2015 4:04 PM

Demographic Survey - Clinical

Q26 Which online directories or social media outlets do you use to promote your services? (Check all that apply)

Answered: 146 Skipped: 24



Answer Choices	Responses
CounselingCalifornia.com	30.14% 44
Psychology Today	59.59% 87
Twitter	5.48% 8
Facebook	18.49% 27
LinkedIn	30.82% 45
Blog (e.g., Tumblr, Wordpress, Blogger, etc.)	4.79% 7
YouTube	1.37% 2
Not applicable	23.97% 35
Other (please specify)	15.75% 23
Total Respondents: 146	

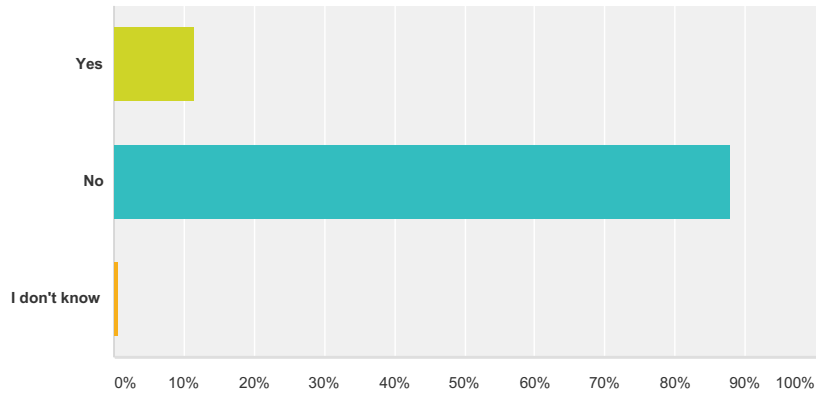
#	Other (please specify)	Date
1	Good therapy	2/5/2015 8:30 PM
2	Good Therapy	2/4/2015 9:28 PM
3	theravive	2/4/2015 12:16 PM
4	Good Therapy, Theravive	1/26/2015 10:57 PM
5	Marriage Friendly Therapists	1/19/2015 8:27 PM
6	None	1/19/2015 6:43 PM
7	AAMFT	1/19/2015 4:30 PM
8	CAMFT	1/19/2015 12:40 PM
9	Employee Assistance Professionals Association website	1/19/2015 12:34 PM
10	insurance web-sites	1/19/2015 9:11 AM
11	KAP, Bay Area Open Minds, other special skills lists	1/18/2015 10:53 PM
12	Theravive.com	1/18/2015 10:13 PM

Demographic Survey - Clinical

13	camft	1/17/2015 12:16 PM
14	Korean radio show	1/16/2015 3:40 PM
15	insurance directories	1/16/2015 8:52 AM
16	network therapist	1/16/2015 6:09 AM
17	I have a FB and twitter pages, but never use them	1/16/2015 5:10 AM
18	I only tried Counseling California once and never looked at it or updated it for years (neglect) : /	1/15/2015 10:42 PM
19	Networking	1/15/2015 6:52 PM
20	therapy sites	1/15/2015 6:33 PM
21	Good therapy	1/15/2015 4:38 PM
22	AAMFT	1/15/2015 4:04 PM
23	SEO	1/15/2015 3:18 PM

Q27 Has a client asked you to complete a W-9/1099 form?

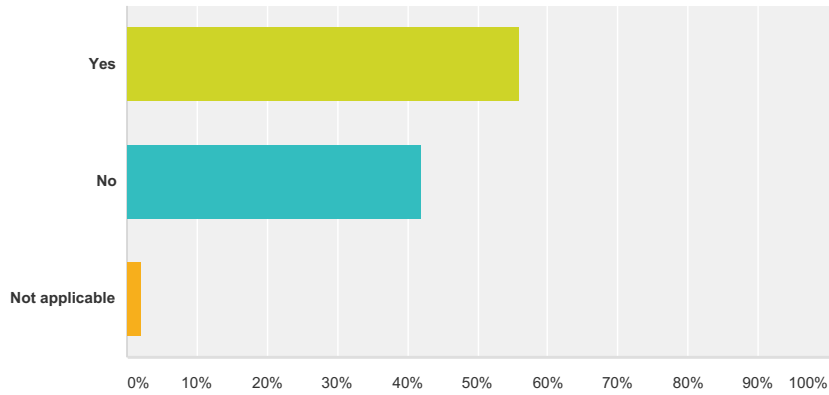
Answered: 149 Skipped: 21



Answer Choices	Responses	
Yes	11.41%	17
No	87.92%	131
I don't know	0.67%	1
Total		149

Q28 Do you accept credit card payments for your services?

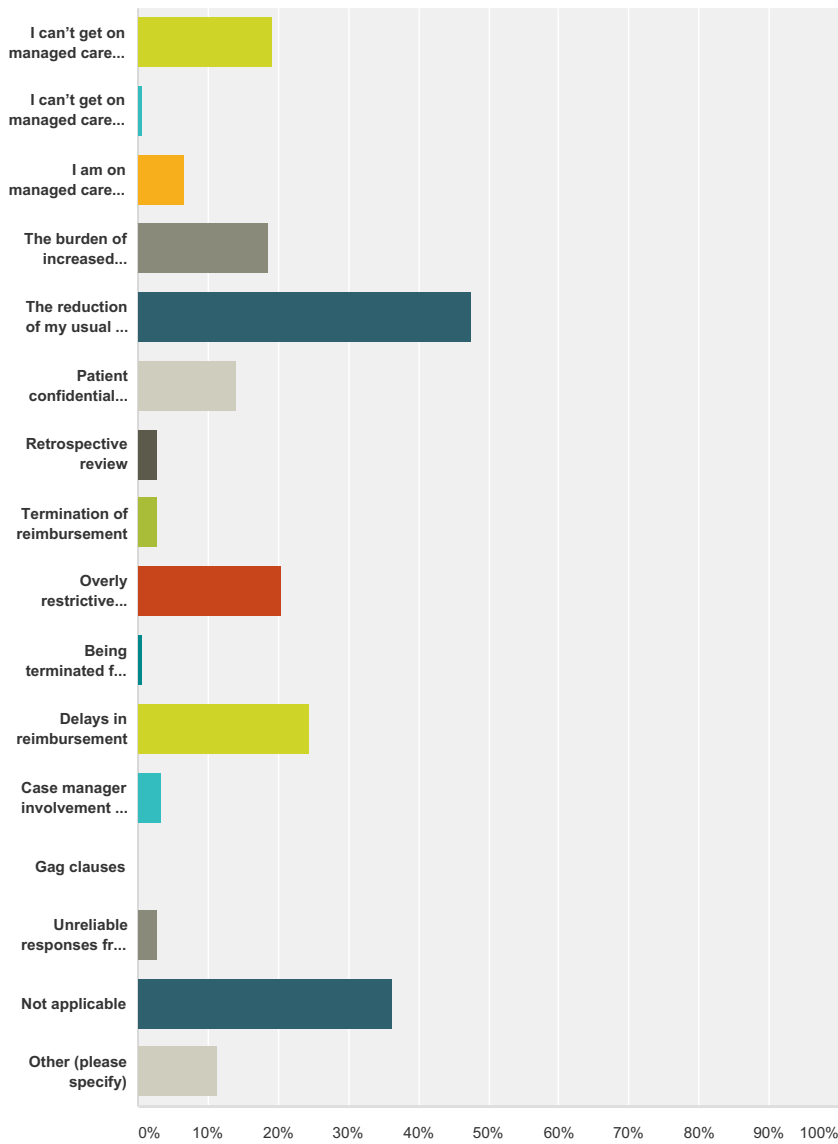
Answered: 150 Skipped: 20



Answer Choices	Responses	
Yes	56.00%	84
No	42.00%	63
Not applicable	2.00%	3
Total		150

Q29 What are your greatest problems in dealing with managed care companies? (select top three problems)

Answered: 151 Skipped: 19



Answer Choices	Responses
I can't get on managed care panels because they are filled	19.21% 29
I can't get on managed care panels because they don't take LMFTs	0.66% 1
I am on managed care panels but receive no referrals	6.62% 10
The burden of increased paperwork	18.54% 28
The reduction of my usual and customary fee	47.68% 72
Patient confidentiality is compromised	13.91% 21
Retrospective review	2.65% 4
Termination of reimbursement	2.65% 4
Overly restrictive limitations on the amount of treatment authorized	20.53% 31
Being terminated from panels	0.66% 1

Demographic Survey - Clinical

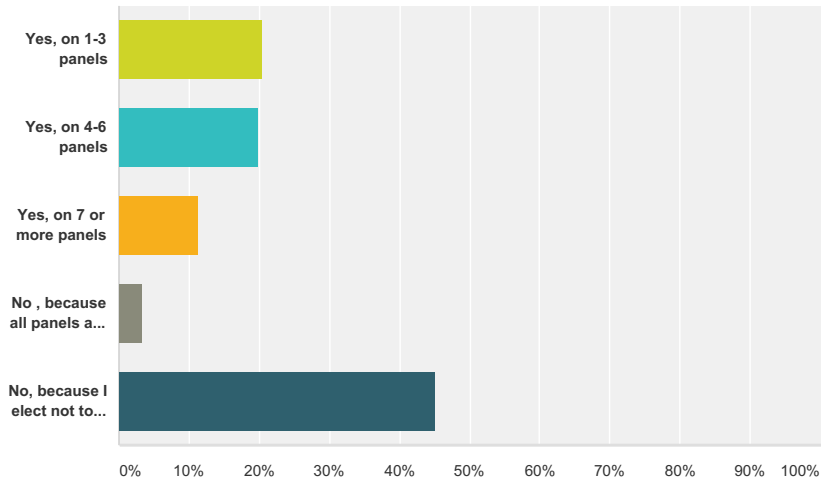
Delays in reimbursement	24.50%	37
Case manager involvement in treatment decisions	3.31%	5
Gag clauses	0.00%	0
Unreliable responses from case managers/revolving door of case managers	2.65%	4
Not applicable	36.42%	55
Other (please specify)	11.26%	17
Total Respondents: 151		

#	Other (please specify)	Date
1	Determining eligibility and benefits	2/5/2015 9:07 AM
2	Regarding #1, Blue Cross is full. Third choice would be "denying claims in error". #3 Claim denials (USBHPC). There's a glitch in their system. We re-submit my bills, and then they're paid.	2/4/2015 11:04 AM
3	Very difficult to apply	1/27/2015 5:49 PM
4	I no longer participate on insurance panels. The one I was on cut rebursent fees in half. Patients with low co-pays were so entitled and unwilling to invest in analytic work. Until our culture begins to value mental life, I do not see insurance companies as offering viable contracts.	1/21/2015 10:17 PM
5	Don't deal with managed care as I don't take insurance.	1/19/2015 6:44 PM
6	There just seems to be a number of problems related to reimbursement, delays, claim issues.....always seems to be something to delay payment on the average of about 10-20 percent. Just so frustrating and time consuming. Insurance companies are recently carving out mental health services to out of state, unfamiliar companies.	1/19/2015 9:17 AM
7	I can't get on Anthem Blue Cross or MHN. I a on other panels.	1/18/2015 10:19 PM
8	overall, good experience with managed care. If I was not on all of the panels, I would not have the business. Lots of referrals from the companies.	1/17/2015 7:51 AM
9	I am private pay only	1/16/2015 2:28 PM
10	The system error ed when I was attempting to get my NPI and now I'm not able to get one assigned and there is no one to call for help with this. I've been stuck there	1/16/2015 5:12 AM
11	Single case exception for Deaf clients - hassle with payment, increased paperwork, reduction of usual fee	1/15/2015 11:33 PM
12	I have not yet ventured to apply for managed care panels. Some day I might.I have billed insurance as an "out-of-network" provider before. I don't like that they want me to bill via computer, so I use a superbill now.	1/15/2015 10:49 PM
13	Although the fees charged for mental health insurance have increased, I haven't received an increase in the "negotiated rate" in 13 years.	1/15/2015 8:03 PM
14	Low fees paid	1/15/2015 4:53 PM
15	I am not on any panels due to previous experience with limitations of insurance regarding # of sessions and low rate of payment and excessive paperwork. However, most of my potential clients would have Medicare and when available as payment to MFT's I will look into taking it as payment.	1/15/2015 4:07 PM
16	Byzantine and complicated web access and difficulty submitting requests for authorization or entering billing.	1/15/2015 4:01 PM
17	I don't accept insurance in order to avoid the hassle. I do provide a superbill for clients.	1/15/2015 3:59 PM

Demographic Survey - Clinical

Q30 Are you a provider on PPO, HMO, EAP, or other managed care panels?

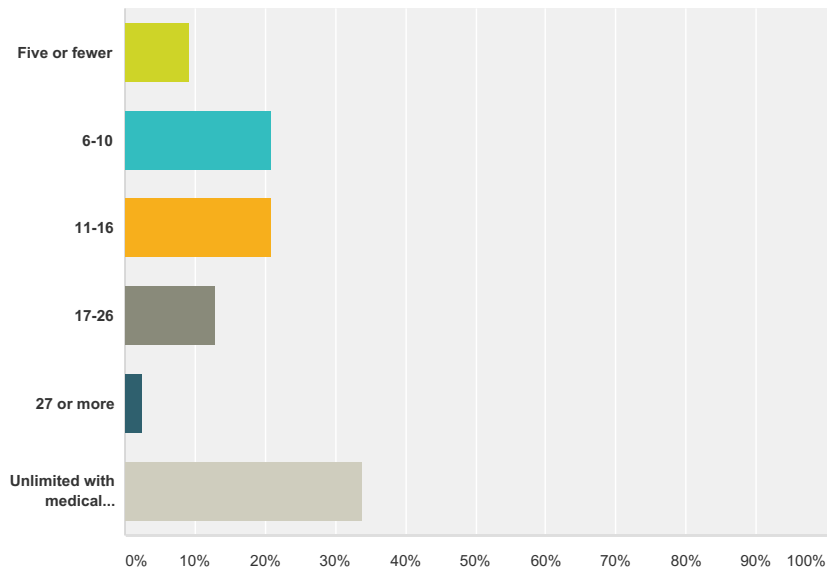
Answered: 151 Skipped: 19



Answer Choices	Responses
Yes, on 1-3 panels	20.53% 31
Yes, on 4-6 panels	19.87% 30
Yes, on 7 or more panels	11.26% 17
No, because all panels are filled	3.31% 5
No, because I elect not to participate	45.03% 68
Total	151

Q31 What is the average number of treatment sessions managed care companies authorize?

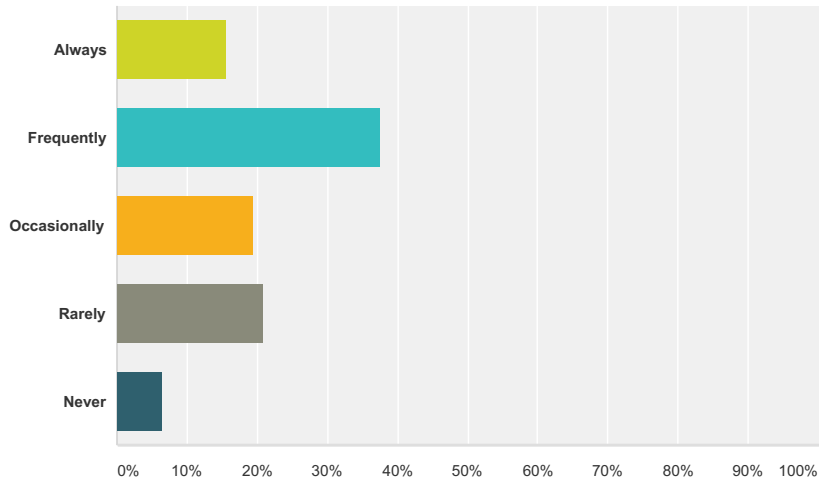
Answered: 77 Skipped: 93



Answer Choices	Responses
Five or fewer	9.09% 7
6-10	20.78% 16
11-16	20.78% 16
17-26	12.99% 10
27 or more	2.60% 2
Unlimited with medical necessity	33.77% 26
Total	77

Q32 In general, do you find the number authorized sufficient?

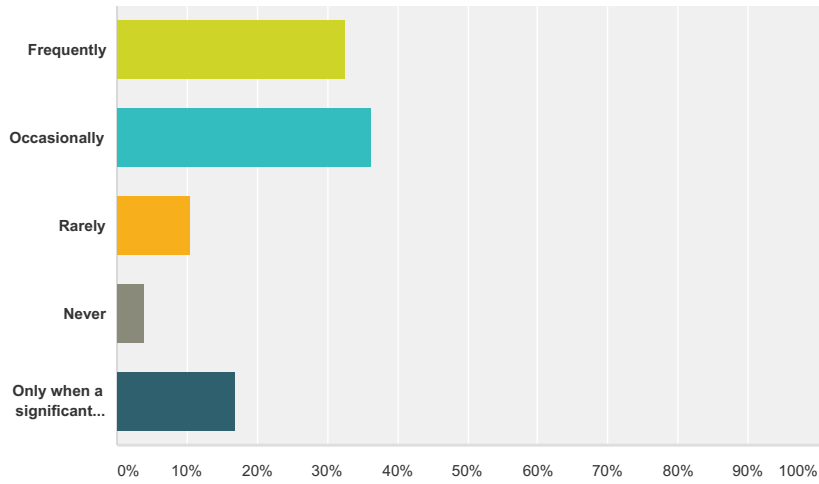
Answered: 77 Skipped: 93



Answer Choices	Responses	
Always	15.58%	12
Frequently	37.66%	29
Occasionally	19.48%	15
Rarely	20.78%	16
Never	6.49%	5
Total		77

Q33 Do you advocate for continued treatment for your patients?

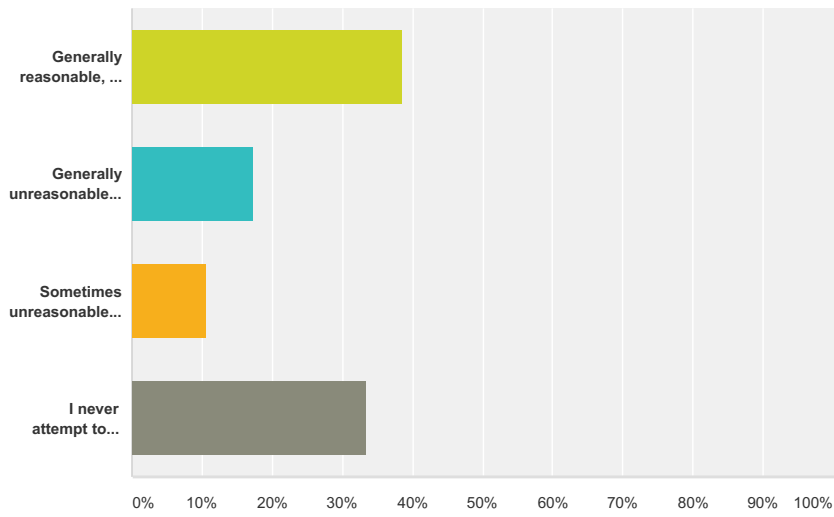
Answered: 77 Skipped: 93



Answer Choices	Responses
Frequently	32.47% 25
Occasionally	36.36% 28
Rarely	10.39% 8
Never	3.90% 3
Only when a significant argument can be made for medical necessity	16.88% 13
Total	77

Q34 Which of the following applies to the terms and conditions of managed care contracts?

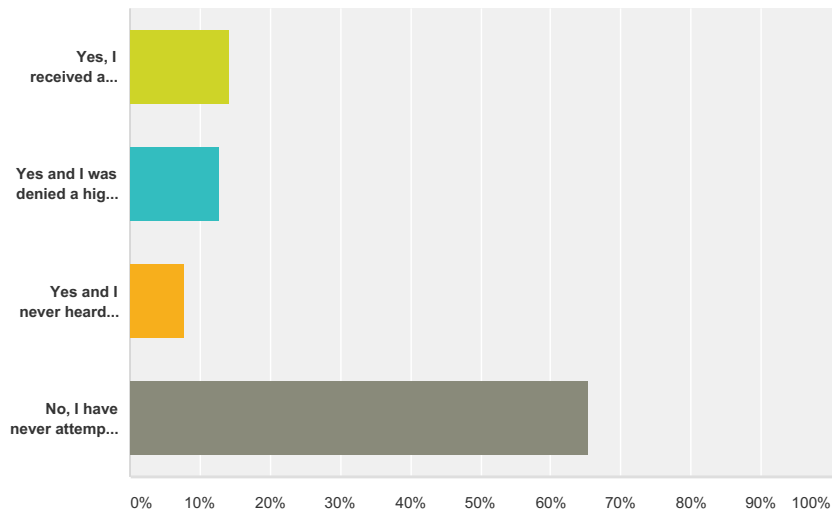
Answered: 75 Skipped: 95



Answer Choices	Responses
Generally reasonable, and I sign without significant negotiation	38.67% 29
Generally unreasonable and difficult to negotiate	17.33% 13
Sometimes unreasonable, but often negotiable	10.67% 8
I never attempt to negotiate the unreasonable contract	33.33% 25
Total	75

Q35 Have you ever negotiated with a managed care company for an increase in your reimbursement?

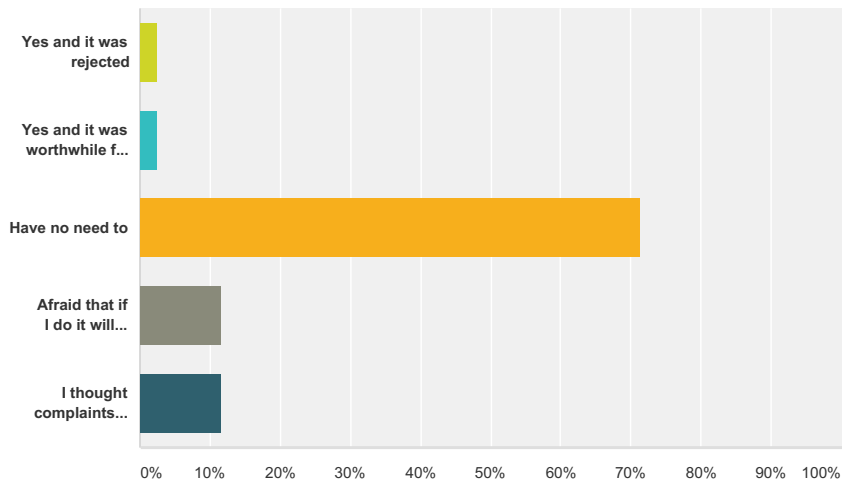
Answered: 78 Skipped: 92



Answer Choices	Responses
Yes, I received a higher reimbursement rate	14.10% 11
Yes and I was denied a higher reimbursement rate	12.82% 10
Yes and I never heard back from the insurance company	7.69% 6
No, I have never attempted to negotiate an increase in reimbursement	65.38% 51
Total	78

Q36 Have you filed a complaint with the Department of Managed Health Care against a managed care company?

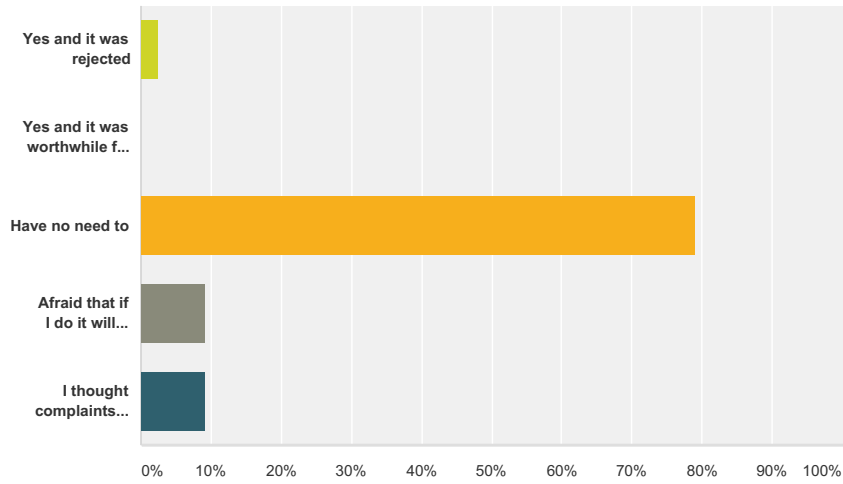
Answered: 77 Skipped: 93



Answer Choices	Responses
Yes and it was rejected	2.60% 2
Yes and it was worthwhile for the patient and me	2.60% 2
Have no need to	71.43% 55
Afraid that if I do it will negatively impact me	11.69% 9
I thought complaints could only be made by patients	11.69% 9
Total	77

Q37 Have you file a complaint with the Department of Insurance?

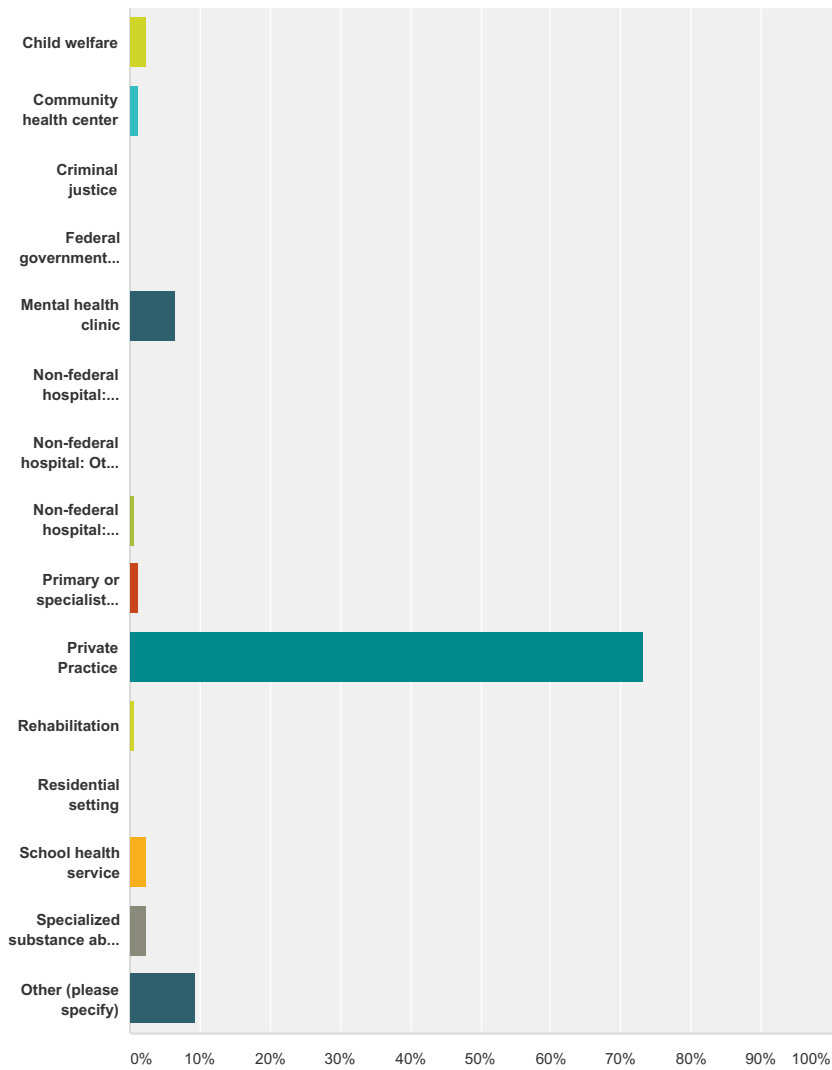
Answered: 77 Skipped: 93



Answer Choices	Responses
Yes and it was rejected	2.60% 2
Yes and it was worthwhile for patient and me	0.00% 0
Have no need to	79.22% 61
Afraid that if I do it will negatively impact me	9.09% 7
I thought complaints could only be made by patients	9.09% 7
Total	77

Q38 Which best describes the type of setting that most closely corresponds to your primary patient care practice location?

Answered: 169 Skipped: 1



Answer Choices	Responses
Child welfare	2.37% 4
Community health center	1.18% 2
Criminal justice	0.00% 0
Federal government hospital	0.00% 0
Mental health clinic	6.51% 11
Non-federal hospital: General Medicine	0.00% 0
Non-federal hospital: Other (e.g., nursing home unit)	0.00% 0
Non-federal hospital: Psychiatric	0.59% 1
Primary or specialist medical care	1.18% 2
Private Practice	73.37% 124
Rehabilitation	0.59% 1

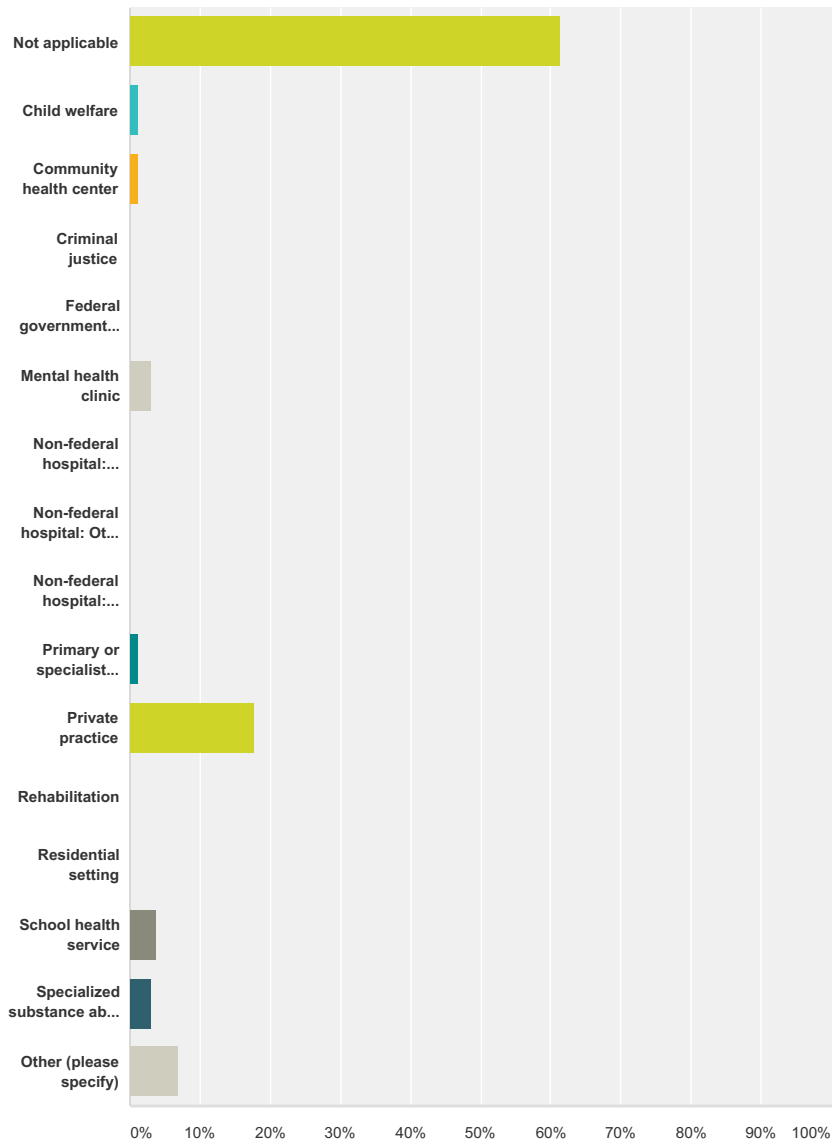
Demographic Survey - Clinical

Residential setting	0.00%	0
School health service	2.37%	4
Specialized substance abuse treatment facility	2.37%	4
Other (please specify)	9.47%	16
Total		169

#	Other (please specify)	Date
1	Employee Assistance Program	2/4/2015 8:53 PM
2	na	2/4/2015 1:29 PM
3	Shelter for victim's of domestic violence	2/4/2015 12:47 PM
4	Employee Assistance Program	2/4/2015 12:27 PM
5	Mental health insurance clinical reviews	1/21/2015 9:12 PM
6	Employee Assistance Program provider (direct contract with employer)	1/19/2015 12:37 PM
7	Outpatient office setting	1/18/2015 10:16 PM
8	EAP	1/16/2015 5:47 PM
9	Responding to crisis situations	1/16/2015 9:51 AM
10	Agency treating kids with developmental disabilities	1/15/2015 9:07 PM
11	Crisis service at workplaces for EAP	1/15/2015 5:39 PM
12	Non-Profit clinic	1/15/2015 4:42 PM
13	University students counseling	1/15/2015 4:37 PM
14	insurance for mental health	1/15/2015 4:05 PM
15	No-profit patient advocacy	1/15/2015 3:50 PM
16	Employee Assistance in a Health Care Company	1/15/2015 3:33 PM

Q39 If applicable, which best describes the type of setting that most closely corresponds to your secondary patient care practice location?

Answered: 158 Skipped: 12



Answer Choices	Responses
Not applicable	61.39% 97
Child welfare	1.27% 2
Community health center	1.27% 2
Criminal justice	0.00% 0
Federal government hospital	0.00% 0
Mental health clinic	3.16% 5
Non-federal hospital: General Medicine	0.00% 0
Non-federal hospital: Other (e.g., nursing home unit)	0.00% 0
Non-federal hospital: Psychiatric	0.00% 0

Demographic Survey - Clinical

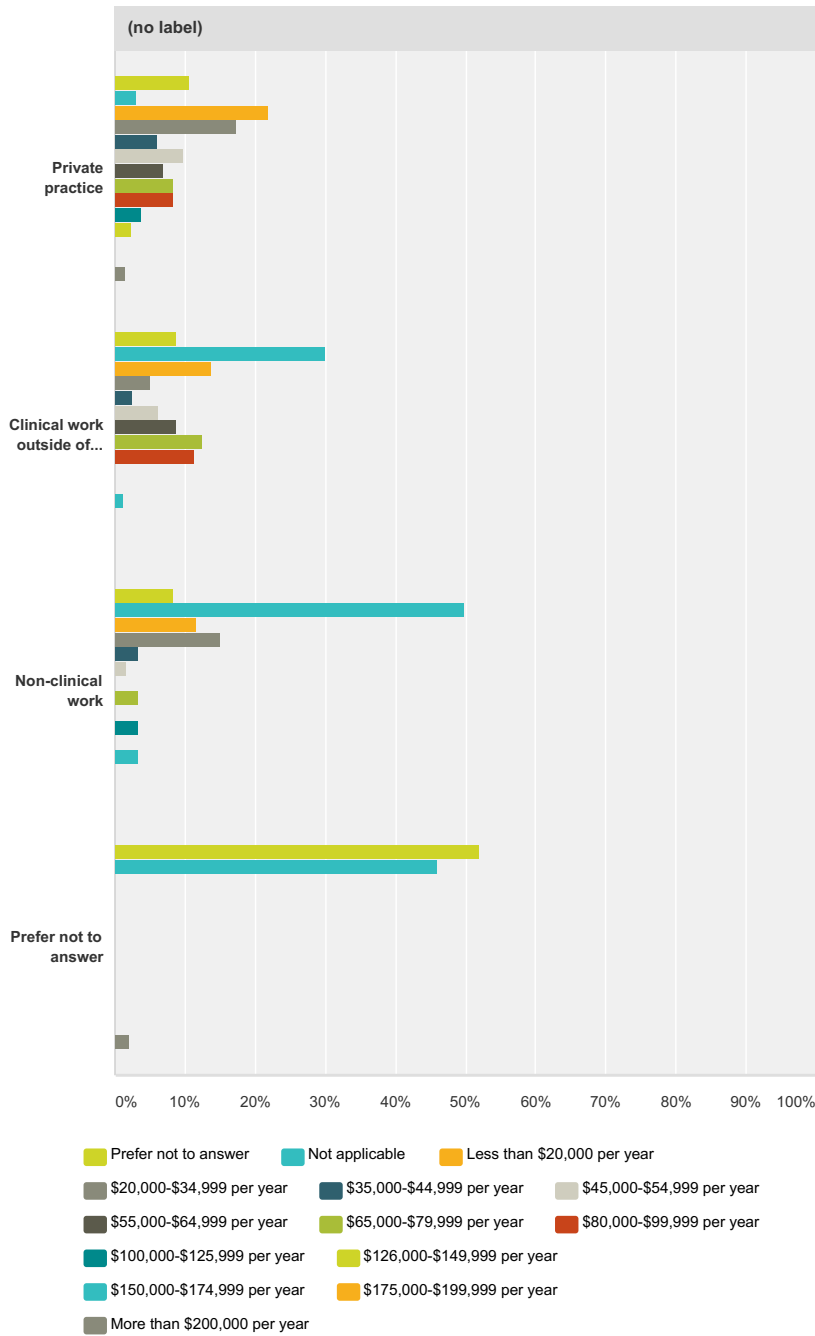
Primary or specialist medical care	1.27%	2
Private practice	17.72%	28
Rehabilitation	0.00%	0
Residential setting	0.00%	0
School health service	3.80%	6
Specialized substance abuse treatment facility	3.16%	5
Other (please specify)	6.96%	11
Total		158

#	Other (please specify)	Date
1	Equine assisted psychotherapy	2/6/2015 8:30 PM
2	On site CISM	2/4/2015 2:09 PM
3	Employee Assitance Program Consulting	2/4/2015 12:27 PM
4	professor at public university	1/21/2015 11:20 AM
5	I am a Hospice Chaplain	1/19/2015 8:29 PM
6	workshops and classes in relationship issues	1/18/2015 10:57 PM
7	church counseling center	1/16/2015 7:06 AM
8	Teaching at csulb	1/15/2015 4:51 PM
9	University	1/15/2015 4:39 PM
10	Entrepreneurial	1/15/2015 4:37 PM
11	County	1/15/2015 3:18 PM

Demographic Survey - Clinical

Q40 What is your average annual income (before taxes) from:(Note: please provide information for all that apply)

Answered: 159 Skipped: 11



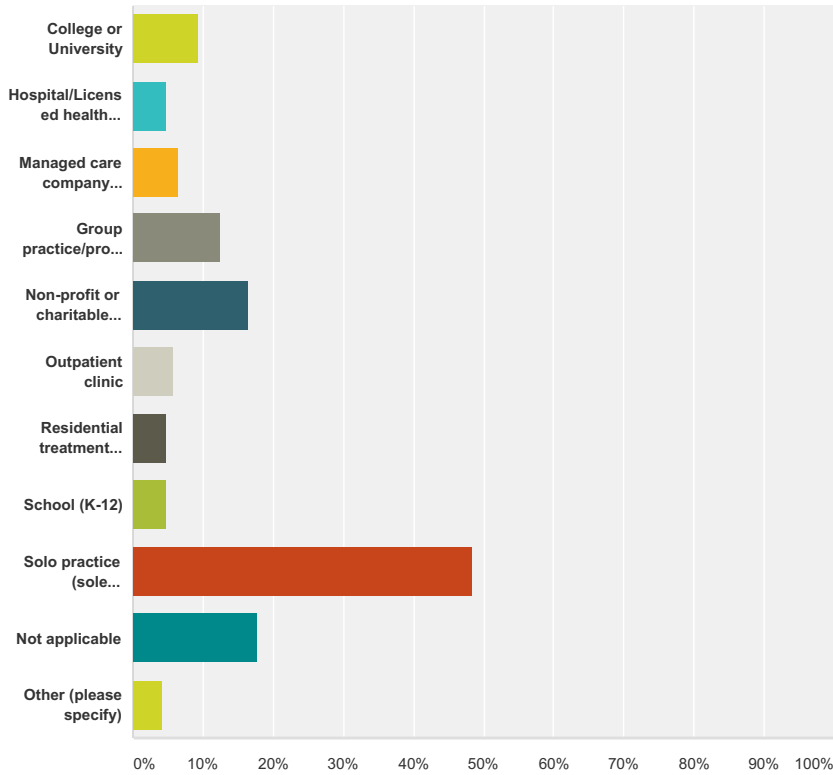
(no label)	Prefer not to answer	Not applicable	Less than \$20,000 per year	\$20,000-\$34,999 per year	\$35,000-\$44,999 per year	\$45,000-\$54,999 per year	\$55,000-\$64,999 per year	\$65,000-\$79,999 per year	\$80,000-\$99,999 per year	\$100,000-\$125,999 per year	\$126,000-\$149,999 per year	\$150,000-\$174,999 per year	\$175,000-\$199,999 per year	More than \$200,000 per year	Total
Private practice	10.61%	3.03%	21.97%	17.42%	6.06%	9.85%	6.82%	8.33%	8.33%	3.79%	2.27%	0.00%	0.00%	1.52%	132
	14	4	29	23	8	13	9	11	11	5	3	0	0	2	

Demographic Survey - Clinical

Clinical work outside of private practice	8.75% 7	30.00% 24	13.75% 11	5.00% 4	2.50% 2	6.25% 5	8.75% 7	12.50% 10	11.25% 9	0.00% 0	0.00% 0	1.25% 1	0.00% 0	0.00% 0	80
Non-clinical work	8.33% 5	50.00% 30	11.67% 7	15.00% 9	3.33% 2	1.67% 1	0.00% 0	3.33% 2	0.00% 0	3.33% 2	0.00% 0	3.33% 2	0.00% 0	0.00% 0	60
Prefer not to answer	52.08% 25	45.83% 22	0.00% 0	0.00% 0	0.00% 0	0.00% 0	0.00% 0	0.00% 0	0.00% 0	0.00% 0	0.00% 0	0.00% 0	0.00% 0	2.08% 1	48

Q41 Do you work in any of the following settings? (Check all that apply)

Answered: 169 Skipped: 1



Answer Choices	Responses
College or University	9.47% 16
Hospital/Licensed health facility	4.73% 8
Managed care company including HMO, PPO, EAP, etc.	6.51% 11
Group practice/professional corporation	12.43% 21
Non-profit or charitable corporation	16.57% 28
Outpatient clinic	5.92% 10
Residential treatment facility	4.73% 8
School (K-12)	4.73% 8
Solo practice (sole proprietor or solo professional corporation)	48.52% 82
Not applicable	17.75% 30
Other (please specify)	4.14% 7
Total Respondents: 169	

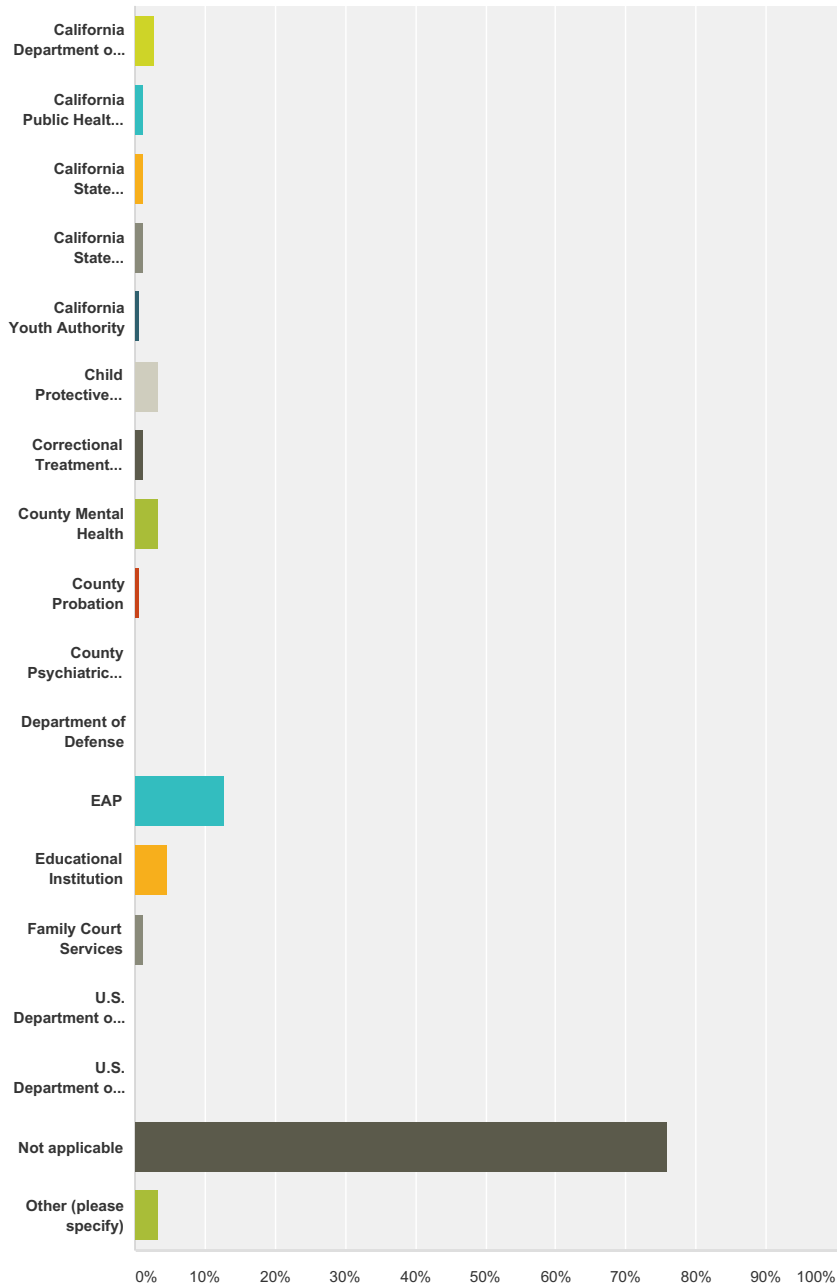
#	Other (please specify)	Date
1	SOCIAL SERVICES/CHILDREN AND FAMILY SERVICES	1/31/2015 7:55 PM
2	Non Public Agency serving children with autism	1/27/2015 11:52 AM
3	various types of support groups	1/18/2015 10:59 PM
4	church counseling center	1/16/2015 7:07 AM
5	outpatient psychotherapy office setting private practice	1/15/2015 10:56 PM
6	great variety of workplaces which I visit to provide crisis services for EAP	1/15/2015 5:40 PM

Demographic Survey - Clinical

7	Medical office	1/15/2015 3:39 PM
---	----------------	-------------------

Q42 Do you work in any of the following settings? (Check all that apply)

Answered: 150 Skipped: 20



Answer Choices	Responses
California Department of Social Services	2.67% 4
California Public Health Service	1.33% 2
California State Department of Corrections and Rehabilitation	1.33% 2
California State Psychiatric Hospital	1.33% 2
California Youth Authority	0.67% 1
Child Protective Services or its equivalent	3.33% 5
Correctional Treatment Facility	1.33% 2

Demographic Survey - Clinical

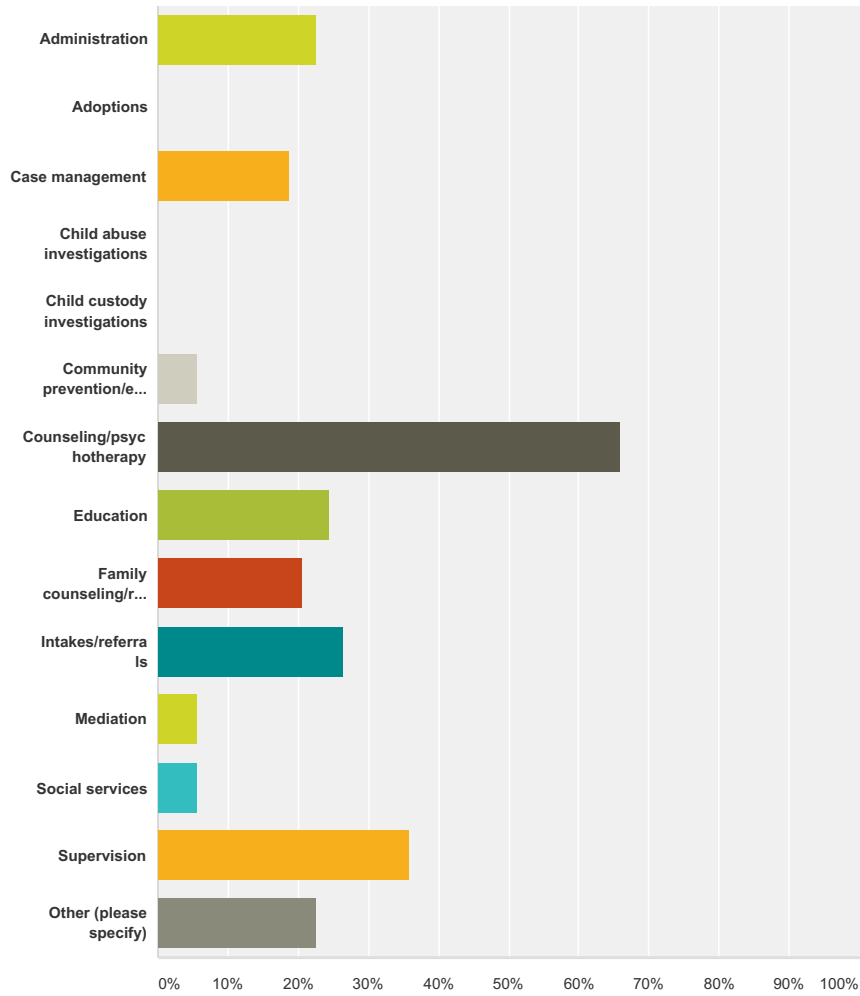
County Mental Health	3.33%	5
County Probation	0.67%	1
County Psychiatric Facility	0.00%	0
Department of Defense	0.00%	0
EAP	12.67%	19
Educational Institution	4.67%	7
Family Court Services	1.33%	2
U.S. Department of Health Services	0.00%	0
U.S. Department of Veterans Affairs	0.00%	0
Not applicable	76.00%	114
Other (please specify)	3.33%	5
Total Respondents: 150		

#	Other (please specify)	Date
1	Drug and Alcohol Treatment Center under Drug Court Jurisdiction	1/19/2015 12:48 PM
2	Not sure, I do Domestice Violence and Child Abuse Groups	1/16/2015 12:52 PM
3	services through DDS	1/15/2015 9:09 PM
4	No I do not.	1/15/2015 3:39 PM
5	Residential Treatment Facility Non Profit	1/15/2015 3:34 PM

Demographic Survey - Clinical

Q43 What are your duties? (Check all that apply)

Answered: 53 Skipped: 117



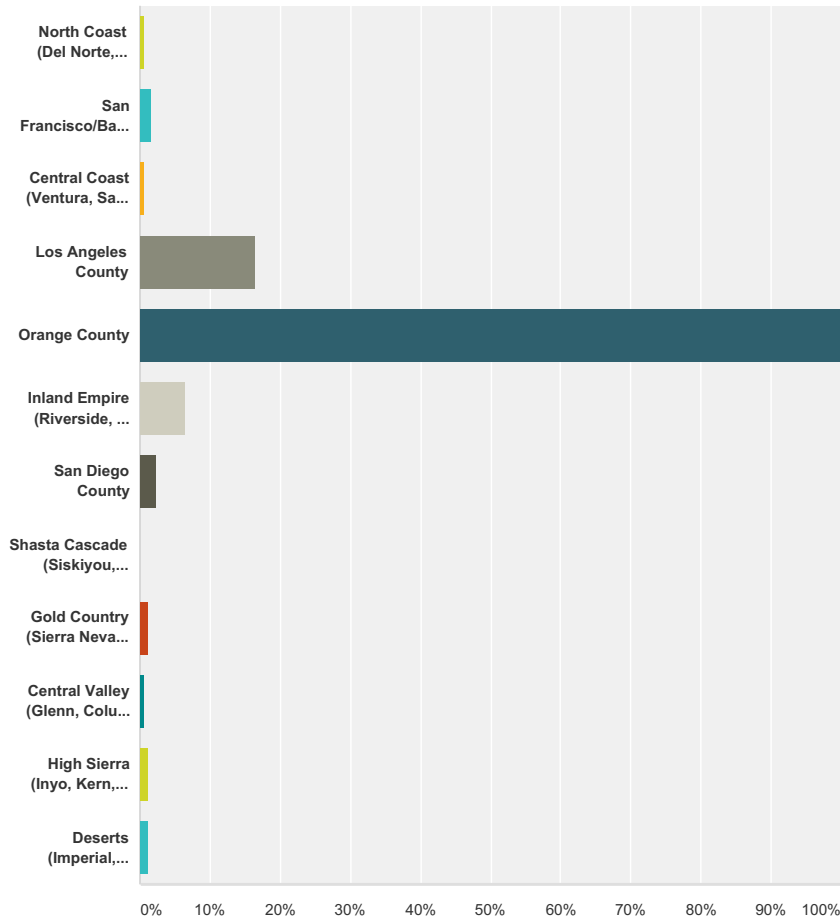
Answer Choices	Responses
Administration	22.64% 12
Adoptions	0.00% 0
Case management	18.87% 10
Child abuse investigations	0.00% 0
Child custody investigations	0.00% 0
Community prevention/education	5.66% 3
Counseling/psychotherapy	66.04% 35
Education	24.53% 13
Family counseling/reunification	20.75% 11
Intakes/referrals	26.42% 14
Mediation	5.66% 3
Social services	5.66% 3
Supervision	35.85% 19
Other (please specify)	22.64% 12

Demographic Survey - Clinical

Total Respondents: 53		
#	Other (please specify)	Date
1	Academic counseling	2/5/2015 9:10 AM
2	CISM, mgmt consultations	2/4/2015 8:56 PM
3	Consultation	2/4/2015 12:29 PM
4	TEAM DECISION MAKING	1/31/2015 7:56 PM
5	permanency & placement of children	1/31/2015 6:31 AM
6	Hospice Chaplain	1/19/2015 8:30 PM
7	management consultation; employee and management training	1/19/2015 12:39 PM
8	counseling liason with superior court of california in orange courty	1/18/2015 5:35 AM
9	crisis intervention	1/16/2015 9:54 AM
10	research & Development	1/15/2015 9:09 PM
11	Crisis services for workplace critical incidents and consultation with management	1/15/2015 5:41 PM
12	Crisis Responses	1/15/2015 4:05 PM

Q44 In which California region/county do you work as a marriage and family therapist or in a related position? (Check all that apply)

Answered: 170 Skipped: 0

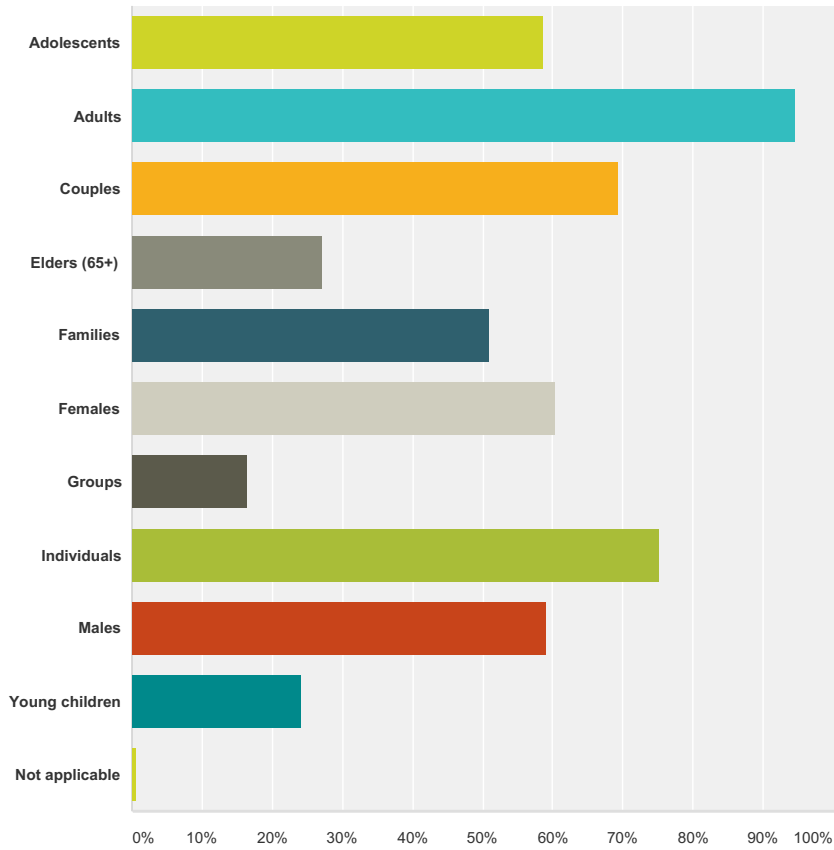


Answer Choices	Responses
North Coast (Del Norte, Humboldt, Mendocino, Sonoma, Lake)	0.59% 1
San Francisco/Bay Area (San Francisco, Marin, Contra Costa, San Mateo, Alameda, Santa Cruz, Santa Clara)	1.76% 3
Central Coast (Ventura, Santa Barbara, San Luis Obispo, Monterey, San Benito)	0.59% 1
Los Angeles County	16.47% 28
Orange County	100.00% 170
Inland Empire (Riverside, San Bernardino)	6.47% 11
San Diego County	2.35% 4
Shasta Cascade (Siskiyou, Modoc, Shasta, Lassen, Tehama, Plumas, Butte, Glenn, Trinity)	0.00% 0
Gold Country (Sierra Nevada, Placer, Yuba, El Dorado, Fresno, Mariposa, Tuolumne, Calaveras, Amador, Sacramento, Sutter)	1.18% 2
Central Valley (Glenn, Colusa, Yolo, Solano, San Joaquin, Sacramento, Stanislaus, Merced, Madera)	0.59% 1
High Sierra (Inyo, Kern, Tulare, Fresno, Madera, Mariposa, Mono, Yuba, Alpine, Tuolumne, Calaveras)	1.18% 2
Deserts (Imperial, Riverside, San Bernardino)	1.18% 2
Total Respondents: 170	

Demographic Survey - Clinical

Q45 With which population of clients do you typically work? (Check all that apply)

Answered: 169 Skipped: 1

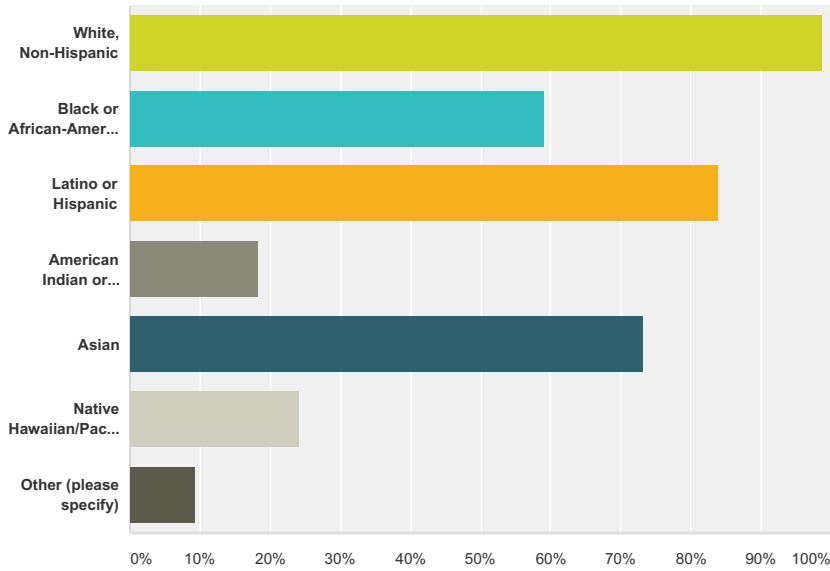


Answer Choices	Responses
Adolescents	58.58% 99
Adults	94.67% 160
Couples	69.23% 117
Elders (65+)	27.22% 46
Families	50.89% 86
Females	60.36% 102
Groups	16.57% 28
Individuals	75.15% 127
Males	59.17% 100
Young children	24.26% 41
Not applicable	0.59% 1
Total Respondents: 169	

Demographic Survey - Clinical

Q46 Which cultures are represented by the patients you treat? (Check all that apply)

Answered: 169 Skipped: 1

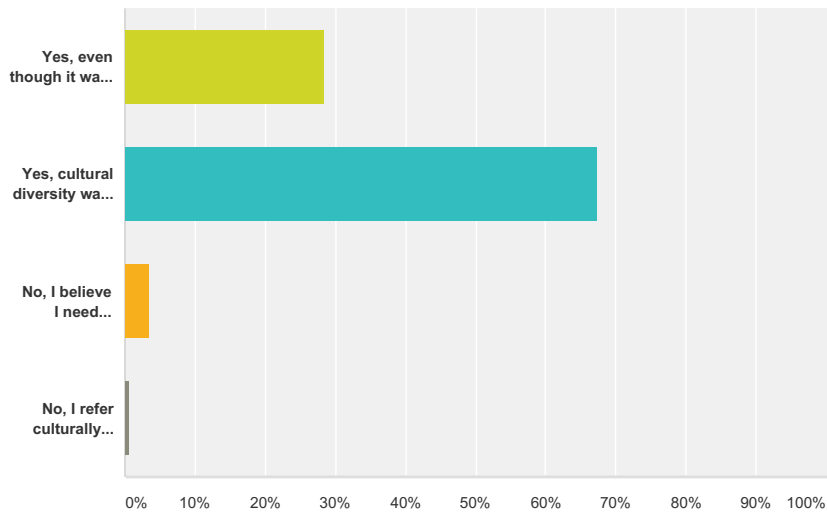


Answer Choices	Responses
White, Non-Hispanic	98.82% 167
Black or African-American	59.17% 100
Latino or Hispanic	84.02% 142
American Indian or Alaskan Native	18.34% 31
Asian	73.37% 124
Native Hawaiian/Pacific Islander	24.26% 41
Other (please specify)	9.47% 16
Total Respondents: 169	

#	Other (please specify)	Date
1	Mid Eastern	2/4/2015 2:12 PM
2	Armenian	2/4/2015 9:43 AM
3	persian	1/22/2015 1:26 PM
4	Middle eastern, European	1/21/2015 10:21 PM
5	All	1/20/2015 2:00 AM
6	middle eastern pop	1/19/2015 9:25 AM
7	sexual minorities	1/18/2015 11:01 PM
8	Persian	1/18/2015 7:40 PM
9	All	1/16/2015 10:09 AM
10	etc.....melting pot :)	1/15/2015 10:58 PM
11	Phillipines, Persian	1/15/2015 4:12 PM
12	Persian	1/15/2015 4:07 PM
13	Middle Eastern	1/15/2015 3:48 PM
14	Persian, European,	1/15/2015 3:19 PM
15	African	1/15/2015 3:19 PM
16	Persian	1/15/2015 3:18 PM

Q47 Do you believe you have sufficient educational training to treat culturally diverse patients?

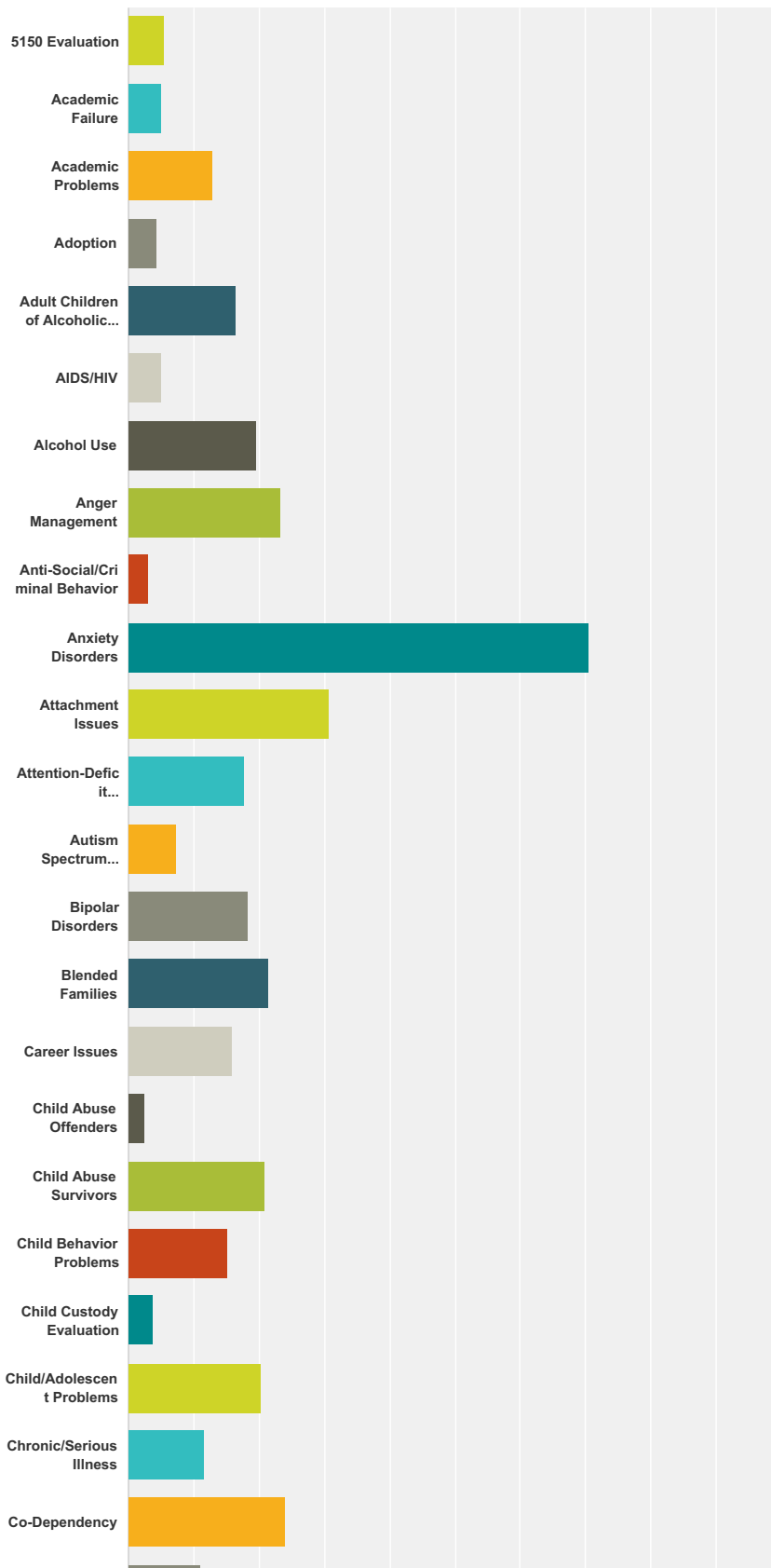
Answered: 169 Skipped: 1



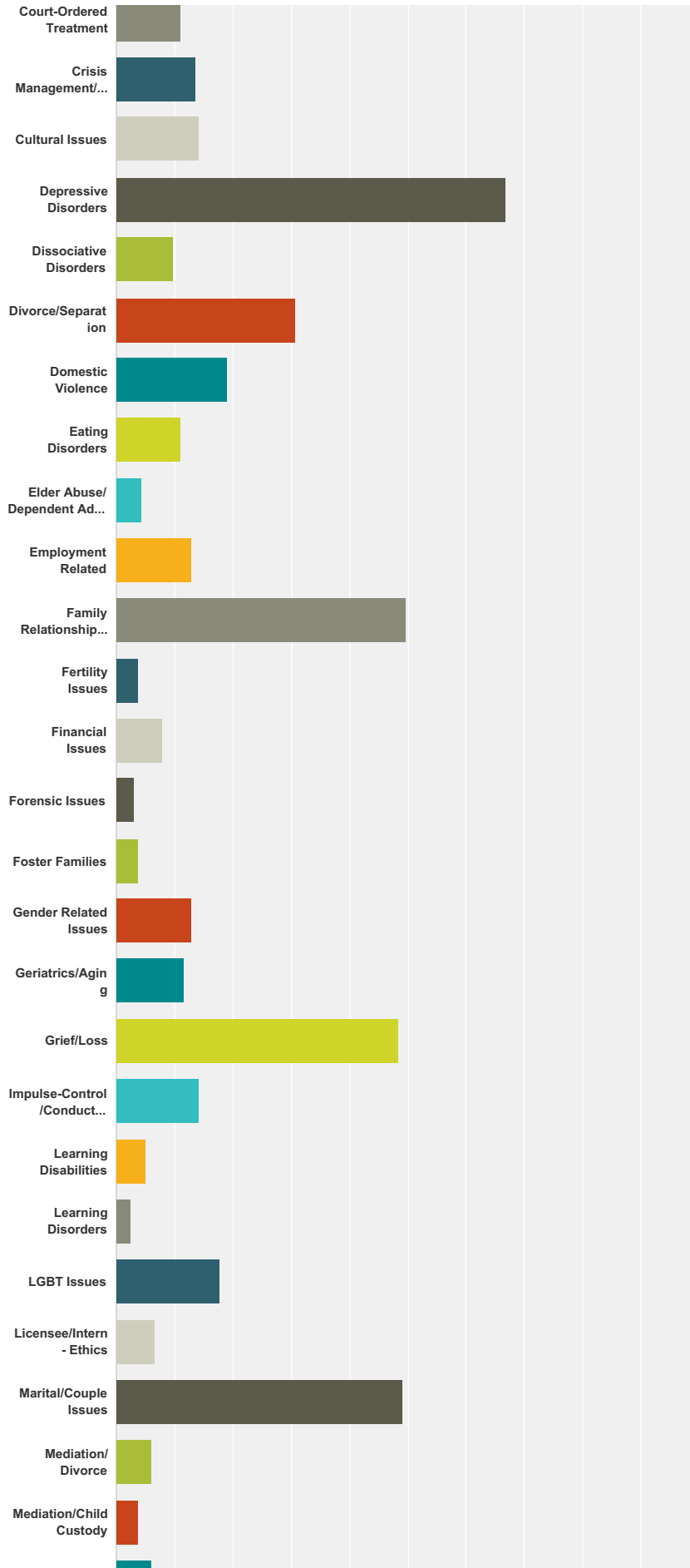
Answer Choices	Responses	
Yes, even though it was not sufficiently addressed as a part of my education	28.40%	48
Yes, cultural diversity was adequately covered by my education	67.46%	114
No, I believe I need additional training to treat culturally diverse populations	3.55%	6
No, I refer culturally diverse patients to qualified therapists	0.59%	1
Total		169

**Q48 Which client issues do you work with?
(Please select up to 5 that you consider
yourself to specialize in, if applicable)**

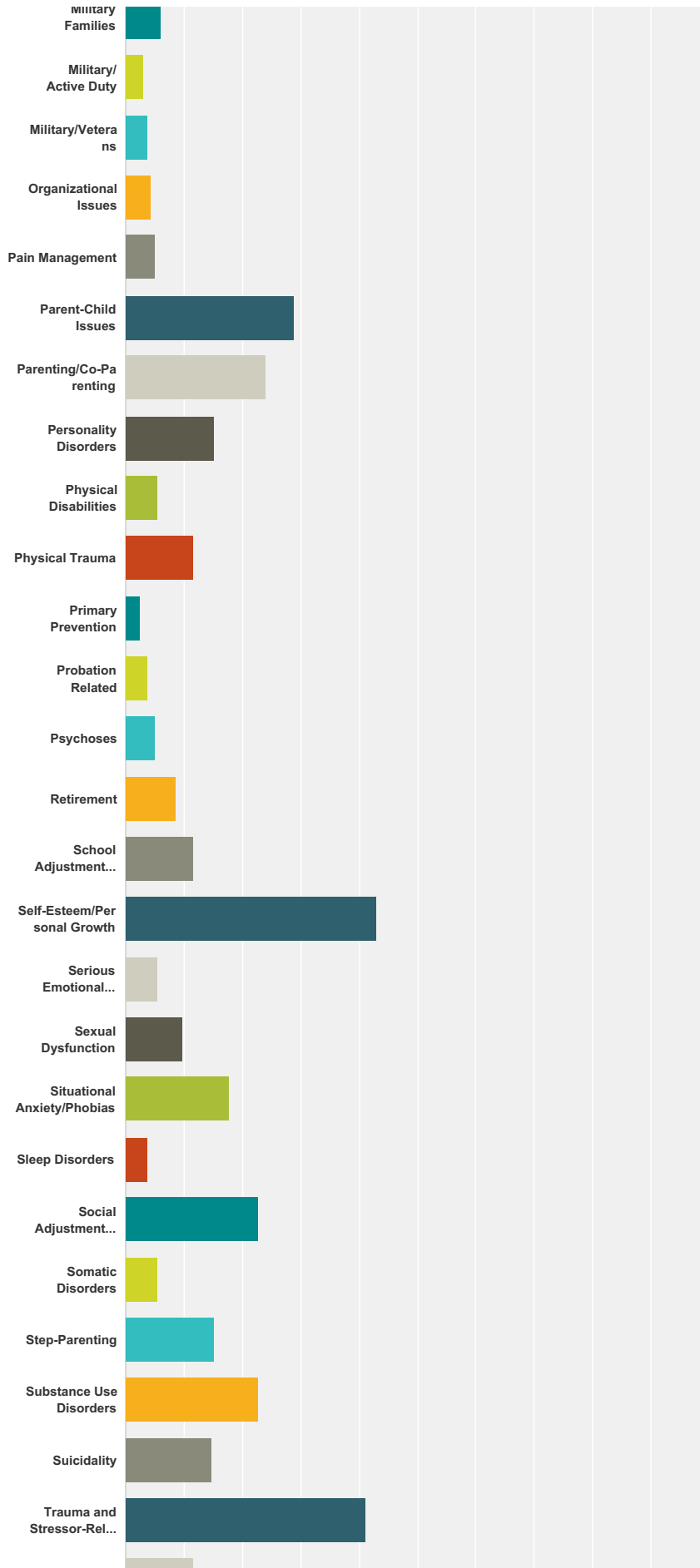
Answered: 163 Skipped: 7



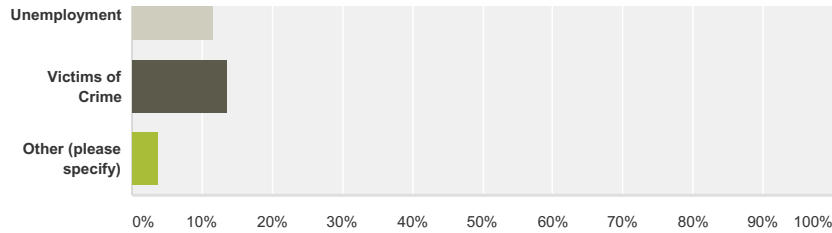
Demographic Survey - Clinical



Demographic Survey - Clinical



Demographic Survey - Clinical



Answer Choices	Responses	
5150 Evaluation	5.52%	9
Academic Failure	4.91%	8
Academic Problems	12.88%	21
Adoption	4.29%	7
Adult Children of Alcoholics (ACA)	16.56%	27
AIDS/HIV	4.91%	8
Alcohol Use	19.63%	32
Anger Management	23.31%	38
Anti-Social/Criminal Behavior	3.07%	5
Anxiety Disorders	70.55%	115
Attachment Issues	30.67%	50
Attention-Deficit Hyperactivity Disorder	17.79%	29
Autism Spectrum Disorders	7.36%	12
Bipolar Disorders	18.40%	30
Blended Families	21.47%	35
Career Issues	15.95%	26
Child Abuse Offenders	2.45%	4
Child Abuse Survivors	20.86%	34
Child Behavior Problems	15.34%	25
Child Custody Evaluation	3.68%	6
Child/Adolescent Problems	20.25%	33
Chronic/Serious Illness	11.66%	19
Co-Dependency	23.93%	39
Court-Ordered Treatment	11.04%	18
Crisis Management/ Intervention	13.50%	22
Cultural Issues	14.11%	23
Depressive Disorders	66.87%	109
Dissociative Disorders	9.82%	16
Divorce/Separation	30.67%	50
Domestic Violence	19.02%	31
Eating Disorders	11.04%	18
Elder Abuse/ Dependent Adult Abuse	4.29%	7
Employment Related	12.88%	21
Family Relationship Issues	49.69%	81
Fertility Issues	3.68%	6

Demographic Survey - Clinical

Financial Issues	7.98%	13
Forensic Issues	3.07%	5
Foster Families	3.68%	6
Gender Related Issues	12.88%	21
Geriatrics/Aging	11.66%	19
Grief/Loss	48.47%	79
Impulse-Control/Conduct Disorders	14.11%	23
Learning Disabilities	4.91%	8
Learning Disorders	2.45%	4
LGBT Issues	17.79%	29
Licensee/Intern- Ethics	6.75%	11
Marital/Couple Issues	49.08%	80
Mediation/ Divorce	6.13%	10
Mediation/Child Custody	3.68%	6
Military Families	6.13%	10
Military/ Active Duty	3.07%	5
Military/Veterans	3.68%	6
Organizational Issues	4.29%	7
Pain Management	4.91%	8
Parent-Child Issues	28.83%	47
Parenting/Co-Parenting	23.93%	39
Personality Disorders	15.34%	25
Physical Disabilities	5.52%	9
Physical Trauma	11.66%	19
Primary Prevention	2.45%	4
Probation Related	3.68%	6
Psychoses	4.91%	8
Retirement	8.59%	14
School Adjustment Problems	11.66%	19
Self-Esteem/Personal Growth	42.94%	70
Serious Emotional Disturbances (SED) Of Children	5.52%	9
Sexual Dysfunction	9.82%	16
Situational Anxiety/Phobias	17.79%	29
Sleep Disorders	3.68%	6
Social Adjustment Problems	22.70%	37
Somatic Disorders	5.52%	9
Step-Parenting	15.34%	25
Substance Use Disorders	22.70%	37
Suicidality	14.72%	24
Trauma and Stressor-Related Disorders	41.10%	67
Unemployment	11.66%	19
Victims of Crime	13.50%	22
Other (please specify)	3.68%	6

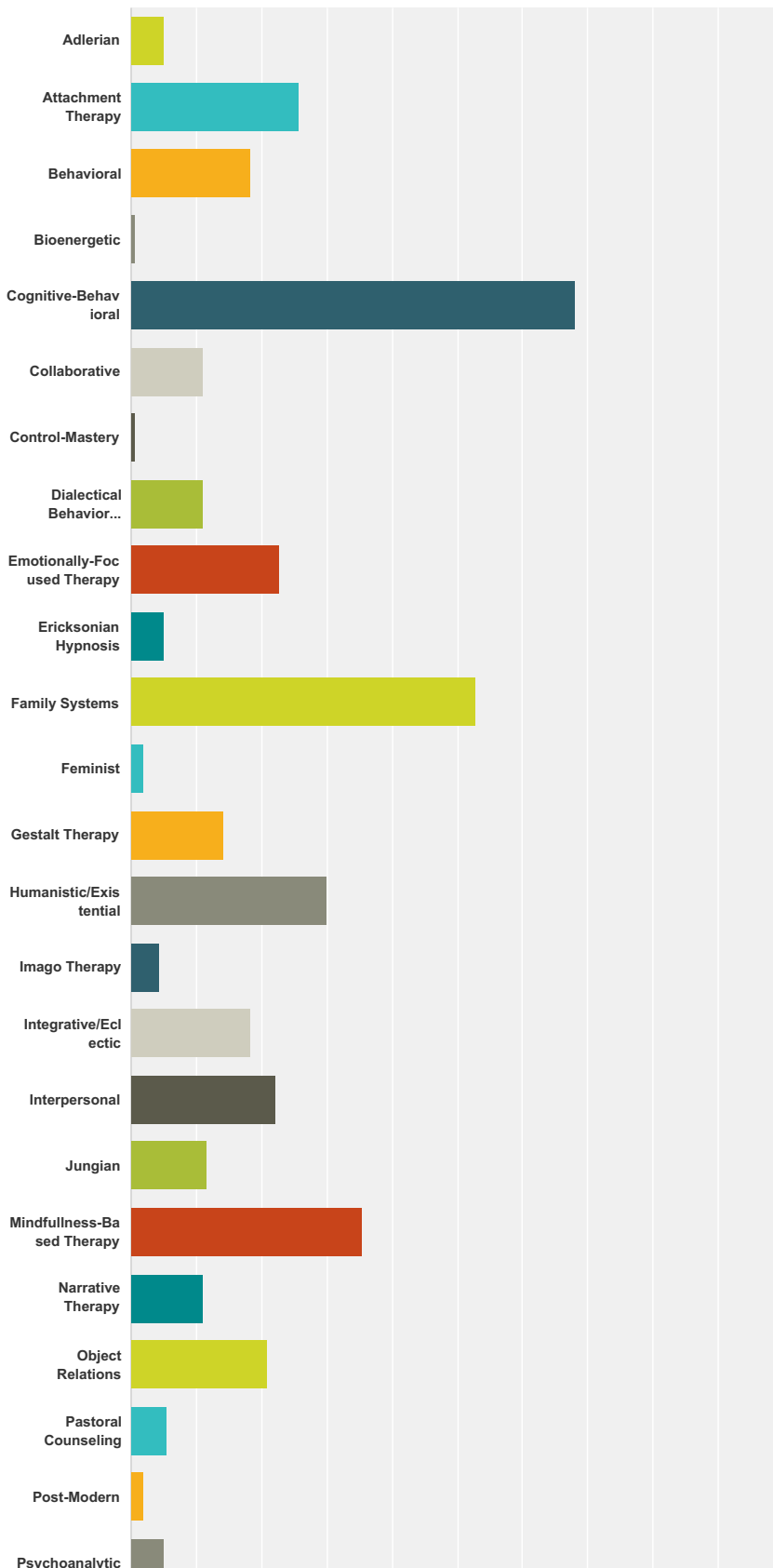
Demographic Survey - Clinical

Total Respondents: 163

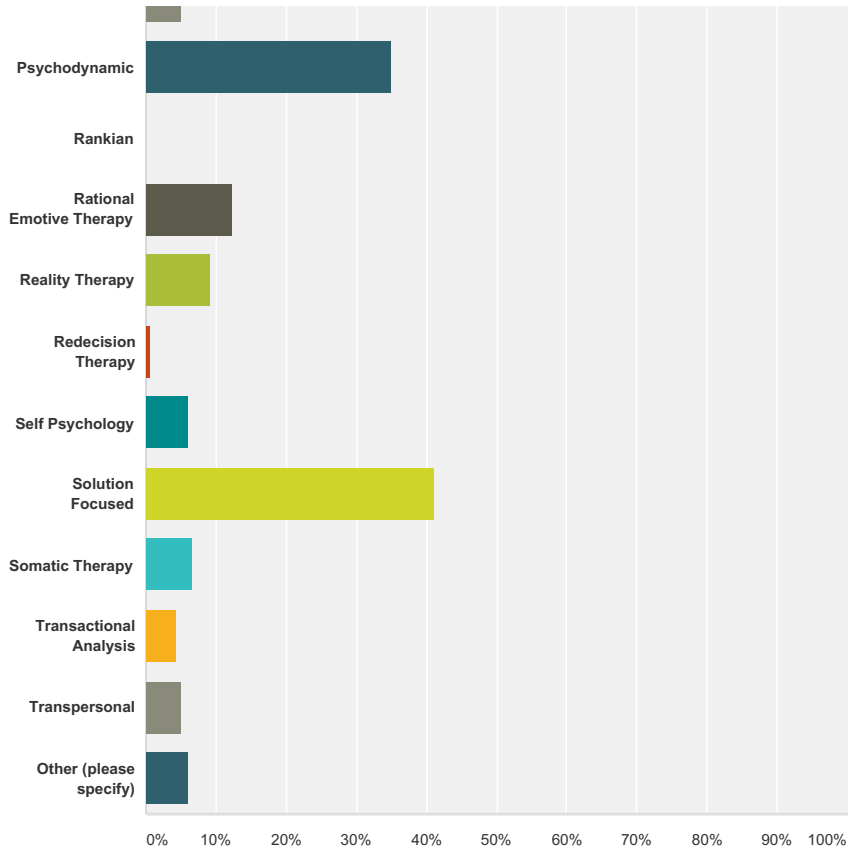
#	Other (please specify)	Date
1	Sex addiction	2/5/2015 8:33 PM
2	Sex addiction	2/4/2015 9:25 AM
3	management consultation - troubled employee	1/19/2015 12:42 PM
4	Gambling addiction	1/16/2015 6:51 AM
5	neurobiology	1/15/2015 9:13 PM
6	Bariatrics	1/15/2015 2:59 PM

Q49 Which of the following best describe your theoretical orientation? (Check all that apply)

Answered: 163 Skipped: 7



Demographic Survey - Clinical



Answer Choices	Responses
Adlerian	4.91% 8
Attachment Therapy	25.77% 42
Behavioral	18.40% 30
Bioenergetic	0.61% 1
Cognitive-Behavioral	68.10% 111
Collaborative	11.04% 18
Control-Mastery	0.61% 1
Dialectical Behavior Therapy (DBT)	11.04% 18
Emotionally-Focused Therapy	22.70% 37
Ericksonian Hypnosis	4.91% 8
Family Systems	52.76% 86
Feminist	1.84% 3
Gestalt Therapy	14.11% 23
Humanistic/Existential	30.06% 49
Imago Therapy	4.29% 7
Integrative/Eclectic	18.40% 30
Interpersonal	22.09% 36
Jungian	11.66% 19
Mindfulness-Based Therapy	35.58% 58
Narrative Therapy	11.04% 18
Object Relations	20.86% 34

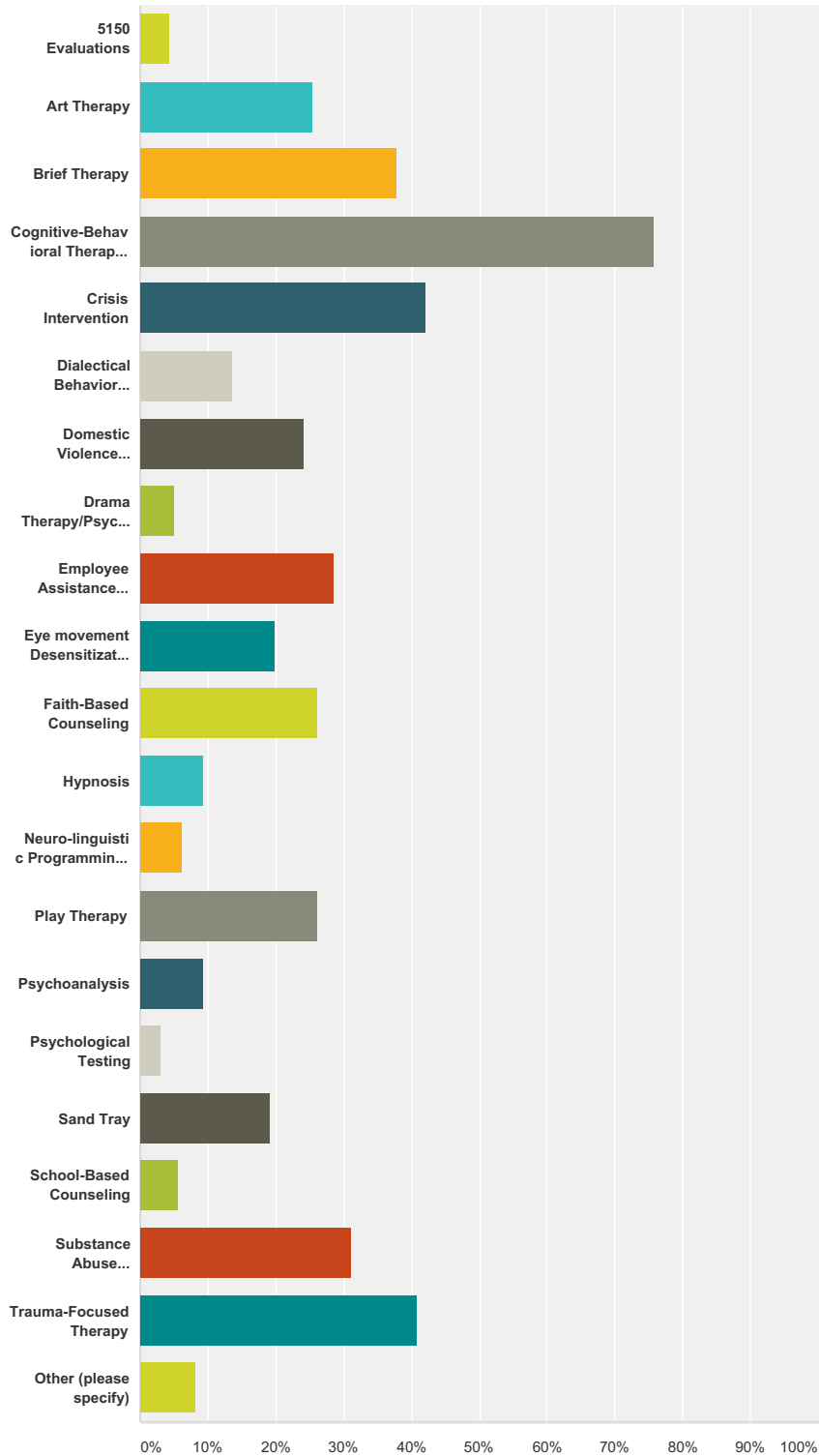
Demographic Survey - Clinical

Pastoral Counseling	5.52%	9
Post-Modern	1.84%	3
Psychoanalytic	4.91%	8
Psychodynamic	34.97%	57
Rankian	0.00%	0
Rational Emotive Therapy	12.27%	20
Reality Therapy	9.20%	15
Redecision Therapy	0.61%	1
Self Psychology	6.13%	10
Solution Focused	41.10%	67
Somatic Therapy	6.75%	11
Transactional Analysis	4.29%	7
Transpersonal	4.91%	8
Other (please specify)	6.13%	10
Total Respondents: 163		

#	Other (please specify)	Date
1	Play Therapy	2/6/2015 6:24 PM
2	Christian	2/4/2015 1:07 PM
3	EMDR/AIP	1/21/2015 11:23 AM
4	Adaptive Information Processing, EMDR	1/20/2015 1:29 PM
5	EMDR	1/16/2015 9:01 AM
6	Motivational Interviewing	1/16/2015 7:14 AM
7	EMDR therapy	1/15/2015 9:15 PM
8	EMDR	1/15/2015 9:03 PM
9	Family Constellation Work	1/15/2015 4:59 PM
10	EMDR	1/15/2015 3:37 PM

Q50 Which of the following therapeutic modalities, approaches or procedures do you utilize in clinical practice? (Check all that apply)

Answered: 161 Skipped: 9



Answer Choices	Responses
----------------	-----------

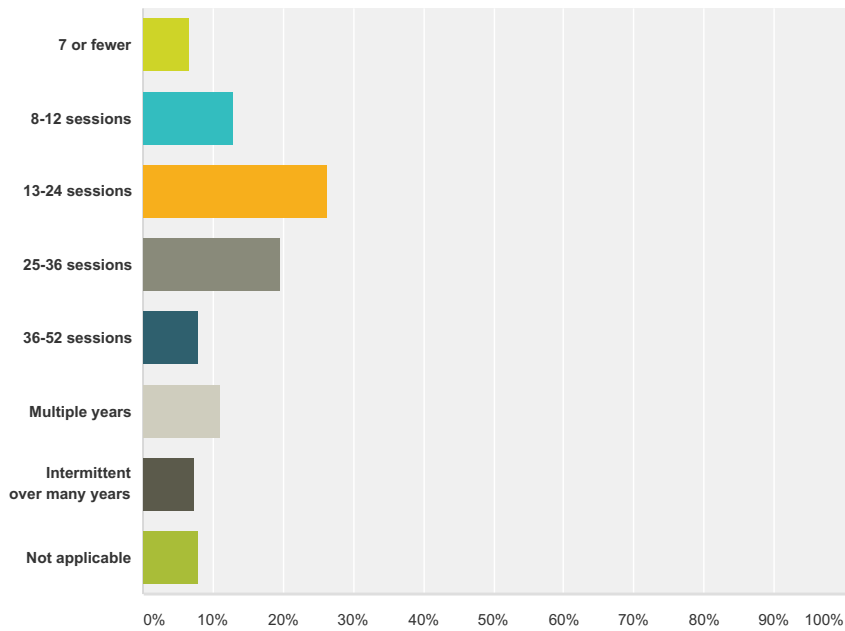
Demographic Survey - Clinical

5150 Evaluations	4.35%	7
Art Therapy	25.47%	41
Brief Therapy	37.89%	61
Cognitive-Behavioral Therapy (CBT)	75.78%	122
Crisis Intervention	42.24%	68
Dialectical Behavior Therapy (DBT)	13.66%	22
Domestic Violence Counseling	24.22%	39
Drama Therapy/Psychodrama	4.97%	8
Employee Assistance Counseling (EAP)	28.57%	46
Eye movement Desensitization and Reprocessing (EMDR)	19.88%	32
Faith-Based Counseling	26.09%	42
Hypnosis	9.32%	15
Neuro-linguistic Programming (NLP)	6.21%	10
Play Therapy	26.09%	42
Psychoanalysis	9.32%	15
Psychological Testing	3.11%	5
Sand Tray	19.25%	31
School-Based Counseling	5.59%	9
Substance Abuse Counseling	31.06%	50
Trauma-Focused Therapy	40.99%	66
Other (please specify)	8.07%	13
Total Respondents: 161		

#	Other (please specify)	Date
1	Somatic Experiencing	2/6/2015 8:37 PM
2	Gestalt & Energy Psychology	2/4/2015 12:34 PM
3	Psychodynamic; Object relations	2/4/2015 11:14 AM
4	ETT, eft,	2/4/2015 11:06 AM
5	Psychodynamic	1/18/2015 10:22 PM
6	Emotionally Focused Therapy	1/18/2015 7:46 PM
7	Relational Psychotherapy	1/17/2015 7:00 PM
8	Motivational Interviewing	1/16/2015 7:14 AM
9	narrative therapeutic conversations. LGBT affirmative therapy	1/16/2015 5:18 AM
10	Family Constellation Work	1/15/2015 4:59 PM
11	Emotionally Focused Therapy	1/15/2015 4:31 PM
12	Tapping (meridian point) modalities	1/15/2015 4:10 PM
13	Functional Family Therapy	1/15/2015 3:55 PM

Q51 On average, what is the number of times you see a client before concluding treatment?

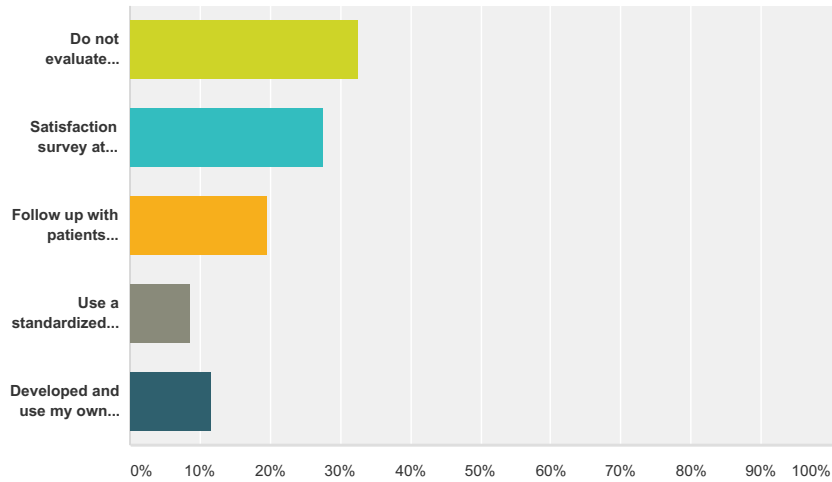
Answered: 163 Skipped: 7



Answer Choices	Responses	
7 or fewer	6.75%	11
8-12 sessions	12.88%	21
13-24 sessions	26.38%	43
25-36 sessions	19.63%	32
36-52 sessions	7.98%	13
Multiple years	11.04%	18
Intermittent over many years	7.36%	12
Not applicable	7.98%	13
Total		163

Q52 What means do you use to determine whether treatment is successful?

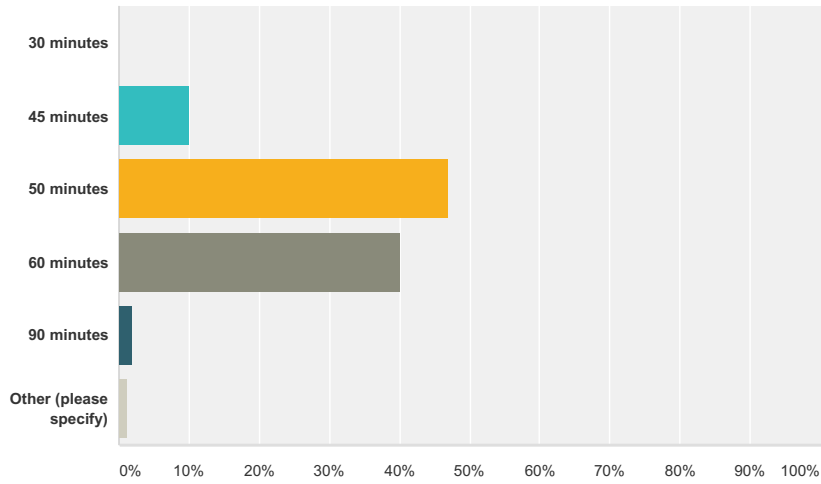
Answered: 163 Skipped: 7



Answer Choices	Responses	
Do not evaluate outcomes	32.52%	53
Satisfaction survey at conclusion of treatment/Termination interview	27.61%	45
Follow up with patients following treatment	19.63%	32
Use a standardized outcomes instrument	8.59%	14
Developed and use my own outcomes instrument	11.66%	19
Total		163

Q53 What is the average length of a session with a client?

Answered: 160 Skipped: 10

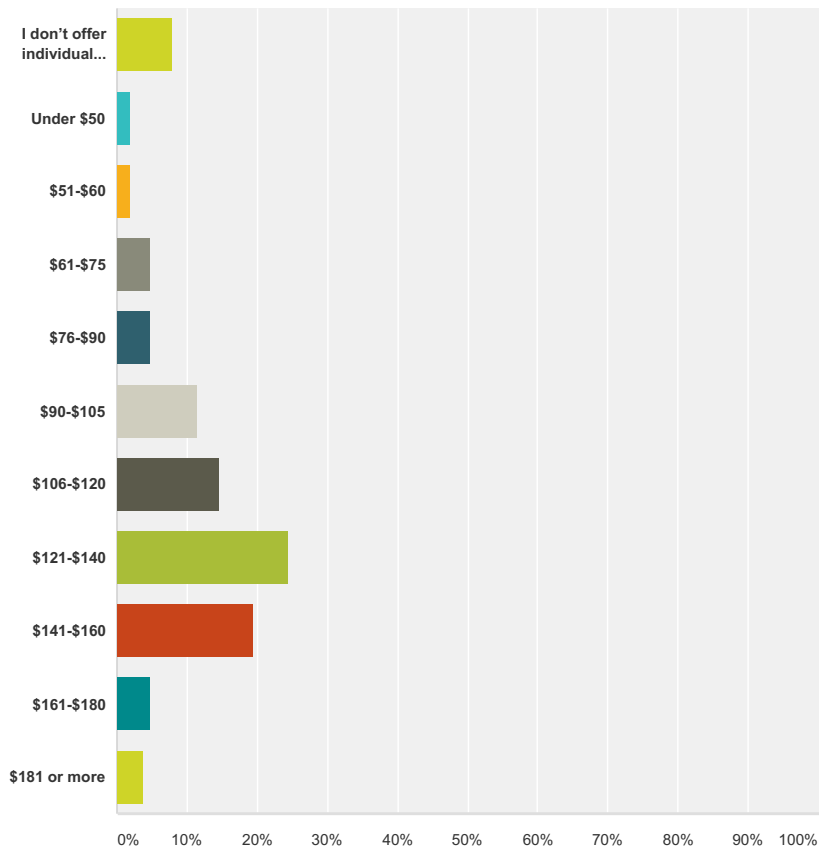


Answer Choices	Responses
30 minutes	0.00% 0
45 minutes	10.00% 16
50 minutes	46.88% 75
60 minutes	40.00% 64
90 minutes	1.88% 3
Other (please specify)	1.25% 2
Total	160

#	Other (please specify)	Date
1	120	1/16/2015 1:00 PM
2	1	1/15/2015 4:08 PM

Q54 What is the usual and customary fee CHARGED by you or your employer for an hour of individual psychotherapy?

Answered: 164 Skipped: 6

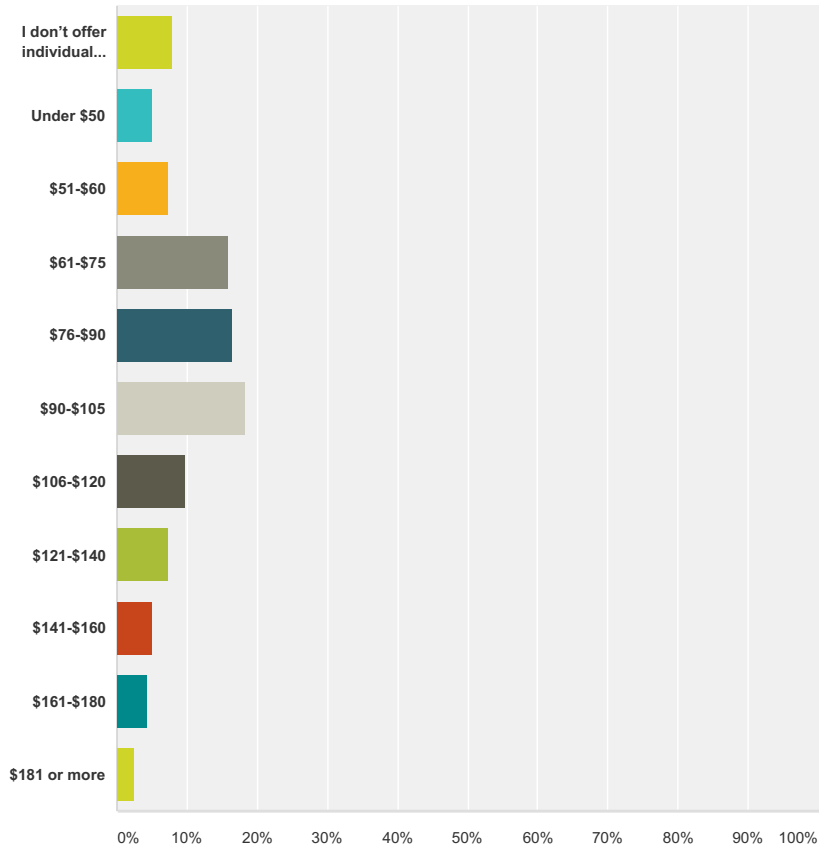


Answer Choices	Responses
I don't offer individual psychotherapy	7.93% 13
Under \$50	1.83% 3
\$51-\$60	1.83% 3
\$61-\$75	4.88% 8
\$76-\$90	4.88% 8
\$90-\$105	11.59% 19
\$106-\$120	14.63% 24
\$121-\$140	24.39% 40
\$141-\$160	19.51% 32
\$161-\$180	4.88% 8
\$181 or more	3.66% 6
Total	164

Demographic Survey - Clinical

Q55 What is the actual average fee PAID for an hour of individual psychotherapy (Taking into account discounted fees or sliding fee scales.)

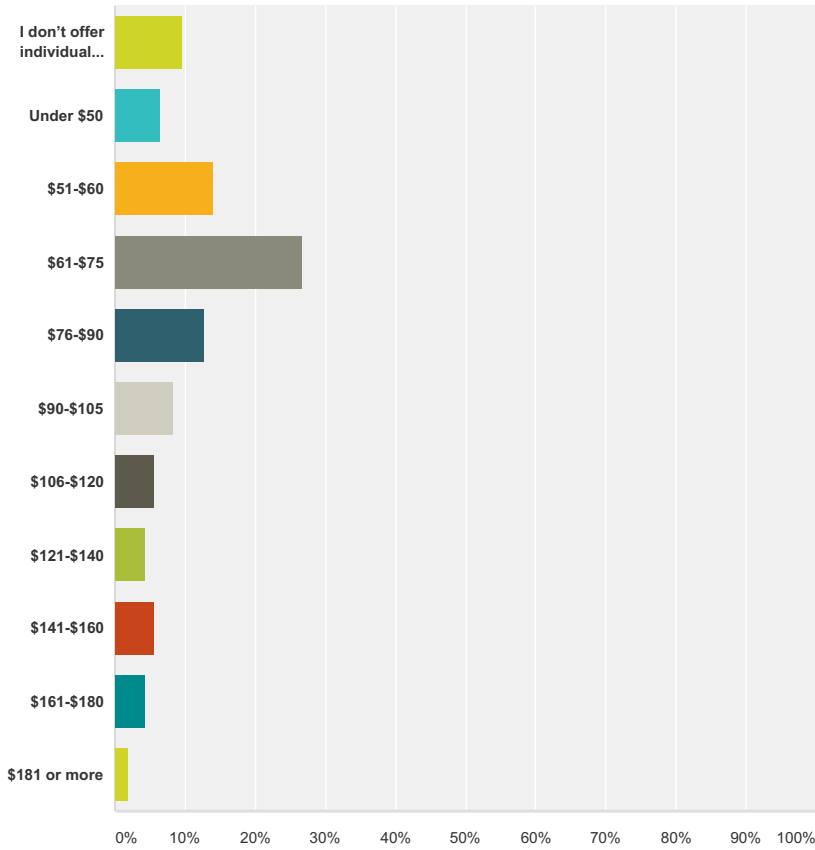
Answered: 163 Skipped: 7



Answer Choices	Responses	Count
I don't offer individual psychotherapy	7.98%	13
Under \$50	4.91%	8
\$51-\$60	7.36%	12
\$61-\$75	15.95%	26
\$76-\$90	16.56%	27
\$90-\$105	18.40%	30
\$106-\$120	9.82%	16
\$121-\$140	7.36%	12
\$141-\$160	4.91%	8
\$161-\$180	4.29%	7
\$181 or more	2.45%	4
Total		163

Q56 What is the actual average fee PAID for an hour of individual psychotherapy (Taking into account managed care reimbursement rates.)

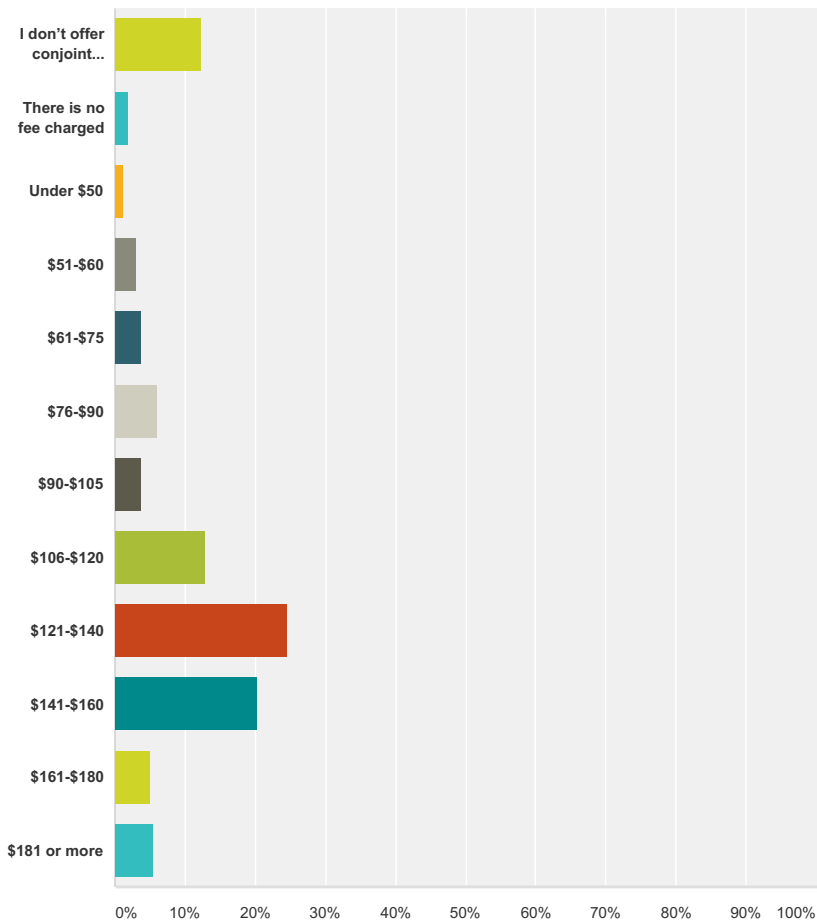
Answered: 157 Skipped: 13



Answer Choices	Responses	Count
I don't offer individual psychotherapy	9.55%	15
Under \$50	6.37%	10
\$51-\$60	14.01%	22
\$61-\$75	26.75%	42
\$76-\$90	12.74%	20
\$90-\$105	8.28%	13
\$106-\$120	5.73%	9
\$121-\$140	4.46%	7
\$141-\$160	5.73%	9
\$161-\$180	4.46%	7
\$181 or more	1.91%	3
Total		157

Q57 What is the usual and customary fee charged by you or your employer for an hour of conjoint therapy?

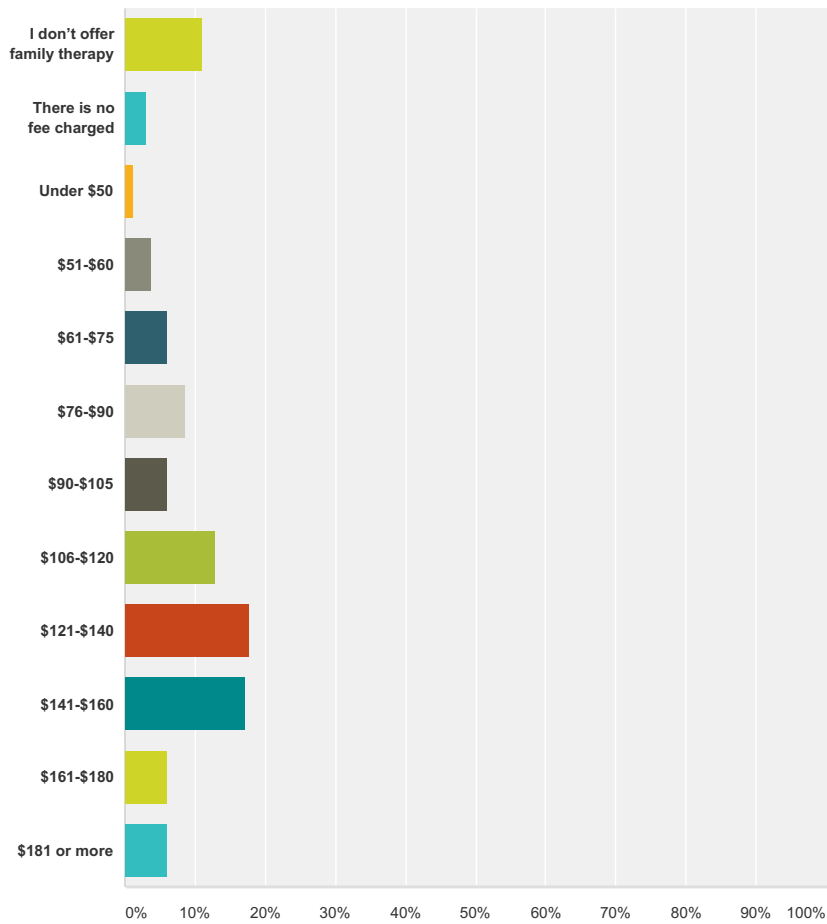
Answered: 163 Skipped: 7



Answer Choices	Responses
I don't offer conjoint therapy	12.27% 20
There is no fee charged	1.84% 3
Under \$50	1.23% 2
\$51-\$60	3.07% 5
\$61-\$75	3.68% 6
\$76-\$90	6.13% 10
\$90-\$105	3.68% 6
\$106-\$120	12.88% 21
\$121-\$140	24.54% 40
\$141-\$160	20.25% 33
\$161-\$180	4.91% 8
\$181 or more	5.52% 9
Total	163

Q58 What is the usual and customary fee charged by you or your employer for an hour of family therapy?

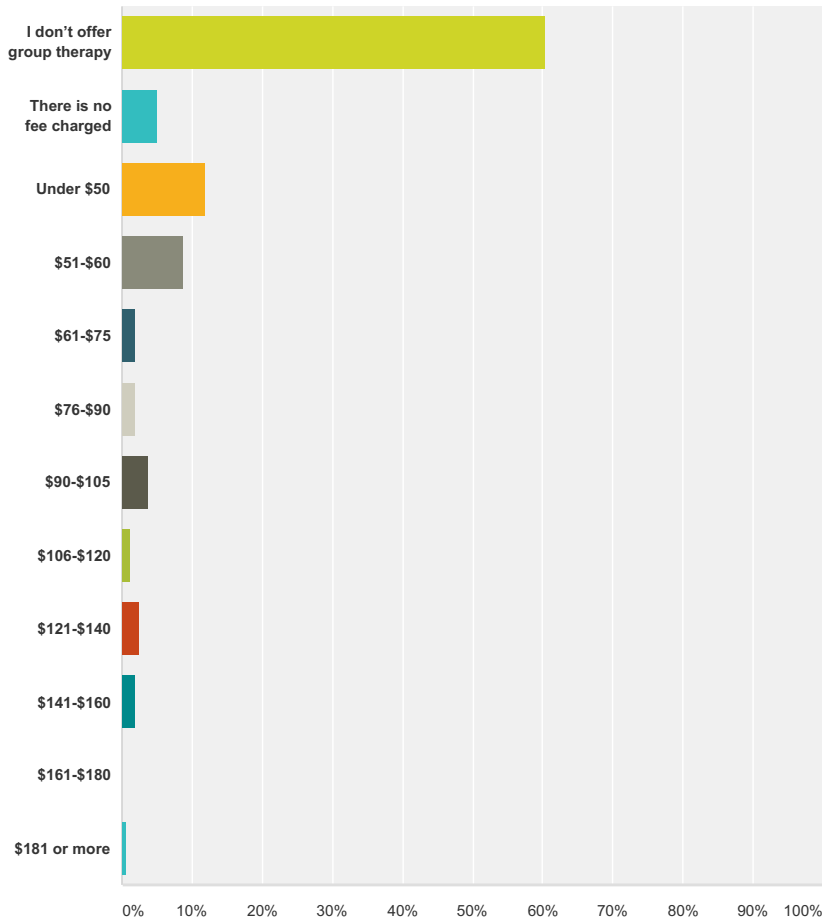
Answered: 163 Skipped: 7



Answer Choices	Responses	
I don't offer family therapy	11.04%	18
There is no fee charged	3.07%	5
Under \$50	1.23%	2
\$51-\$60	3.68%	6
\$61-\$75	6.13%	10
\$76-\$90	8.59%	14
\$90-\$105	6.13%	10
\$106-\$120	12.88%	21
\$121-\$140	17.79%	29
\$141-\$160	17.18%	28
\$161-\$180	6.13%	10
\$181 or more	6.13%	10
Total		163

Q59 What is the usual and customary fee charged by you or your employer for an hour of group therapy?

Answered: 159 Skipped: 11

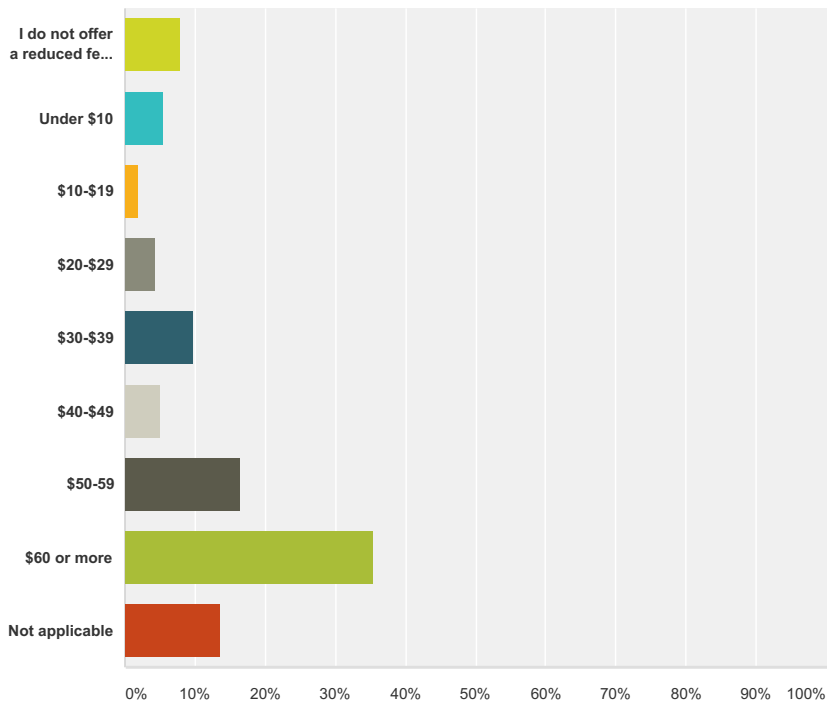


Answer Choices	Responses	
I don't offer group therapy	60.38%	96
There is no fee charged	5.03%	8
Under \$50	11.95%	19
\$51-\$60	8.81%	14
\$61-\$75	1.89%	3
\$76-\$90	1.89%	3
\$90-\$105	3.77%	6
\$106-\$120	1.26%	2
\$121-\$140	2.52%	4
\$141-\$160	1.89%	3
\$161-\$180	0.00%	0
\$181 or more	0.63%	1
Total		159

Demographic Survey - Clinical

Q60 If you or your employer charge according to a sliding fee scale, what is the lowest fee charged?

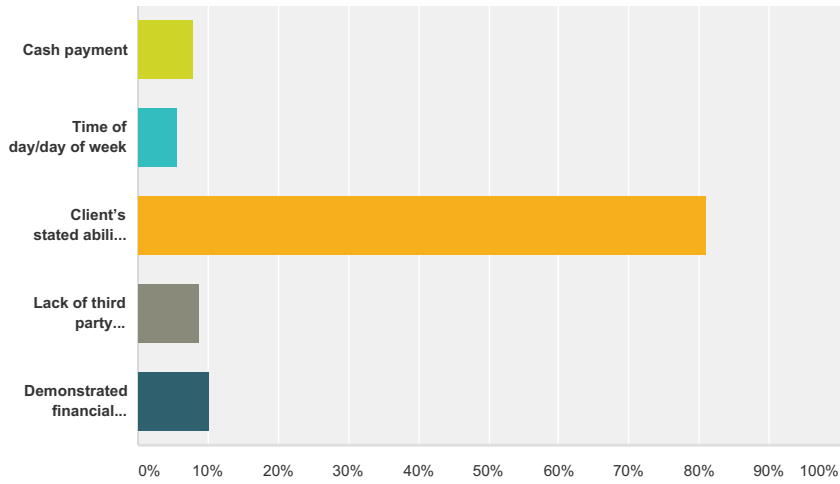
Answered: 163 Skipped: 7



Answer Choices	Responses	
I do not offer a reduced fee or sliding scale	7.98%	13
Under \$10	5.52%	9
\$10-\$19	1.84%	3
\$20-\$29	4.29%	7
\$30-\$39	9.82%	16
\$40-\$49	4.91%	8
\$50-\$59	16.56%	27
\$60 or more	35.58%	58
Not applicable	13.50%	22
Total		163

Q61 How is your reduced fee or sliding scale determined?

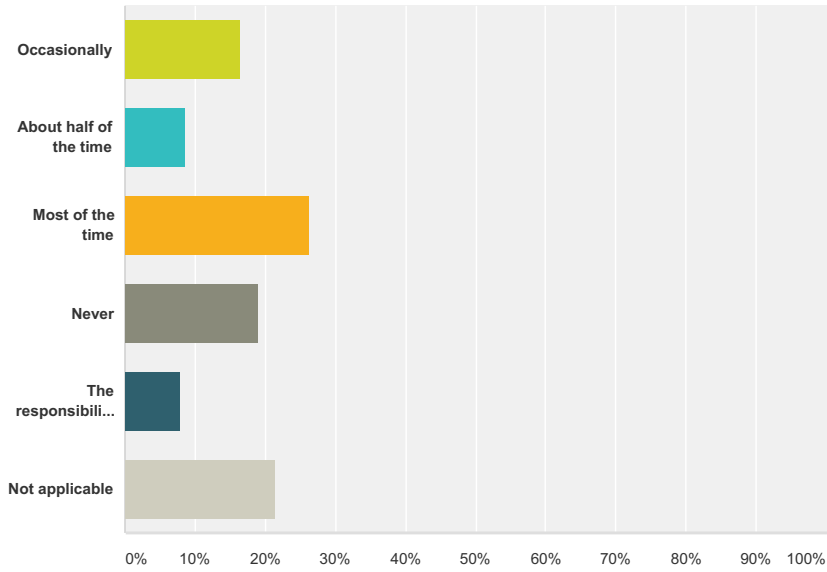
Answered: 126 Skipped: 44



Answer Choices	Responses
Cash payment	7.94% 10
Time of day/day of week	5.56% 7
Client's stated ability to pay with no verification	80.95% 102
Lack of third party reimbursement	8.73% 11
Demonstrated financial hardship, such as a tax return, etc.	10.32% 13
Total Respondents: 126	

Q62 How often are you or your employer partially or fully reimbursed by a third-party payer (e.g., an insurance plan, Medi-Cal, Victims of Crime, etc.)?

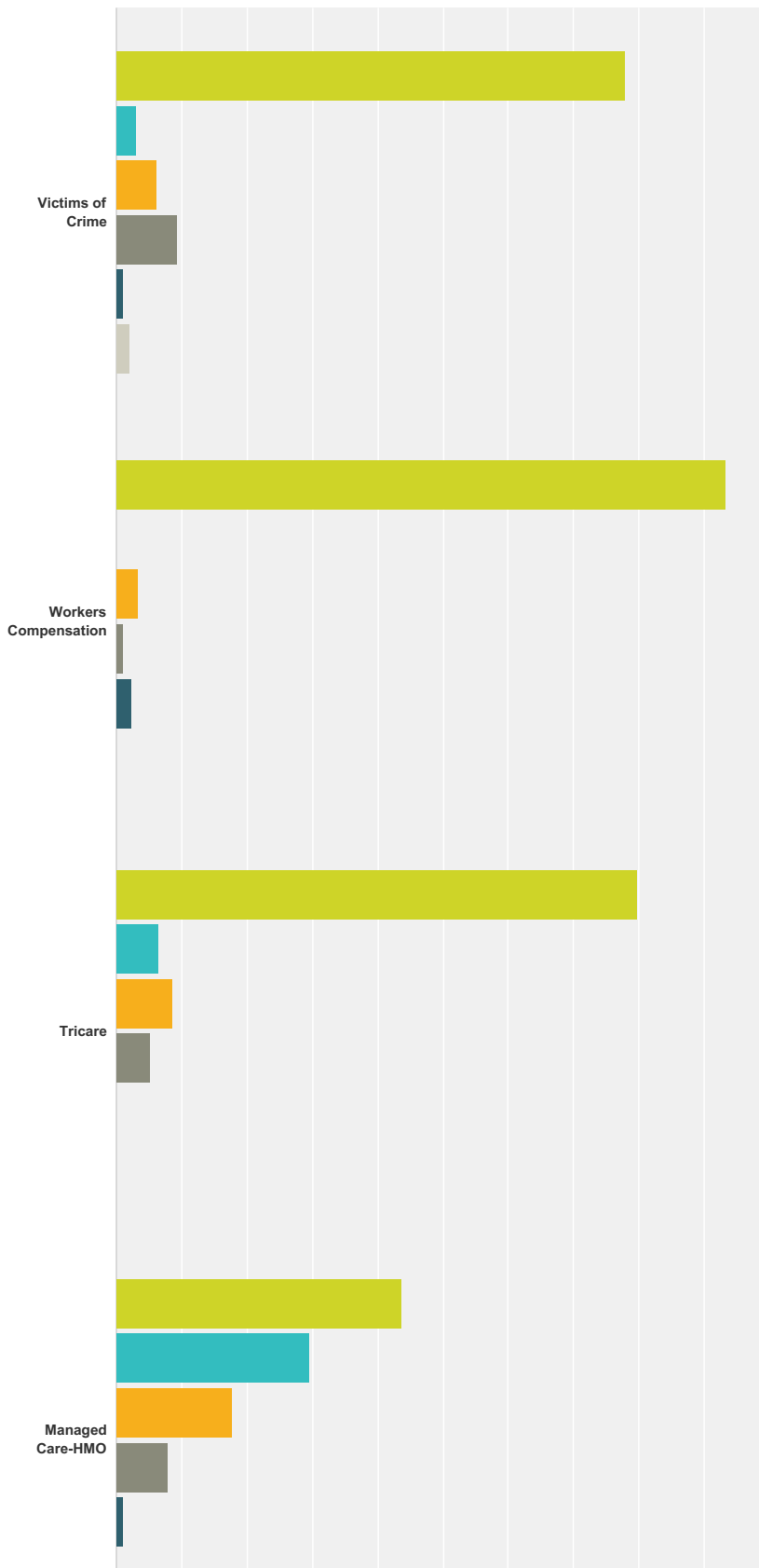
Answered: 163 Skipped: 7



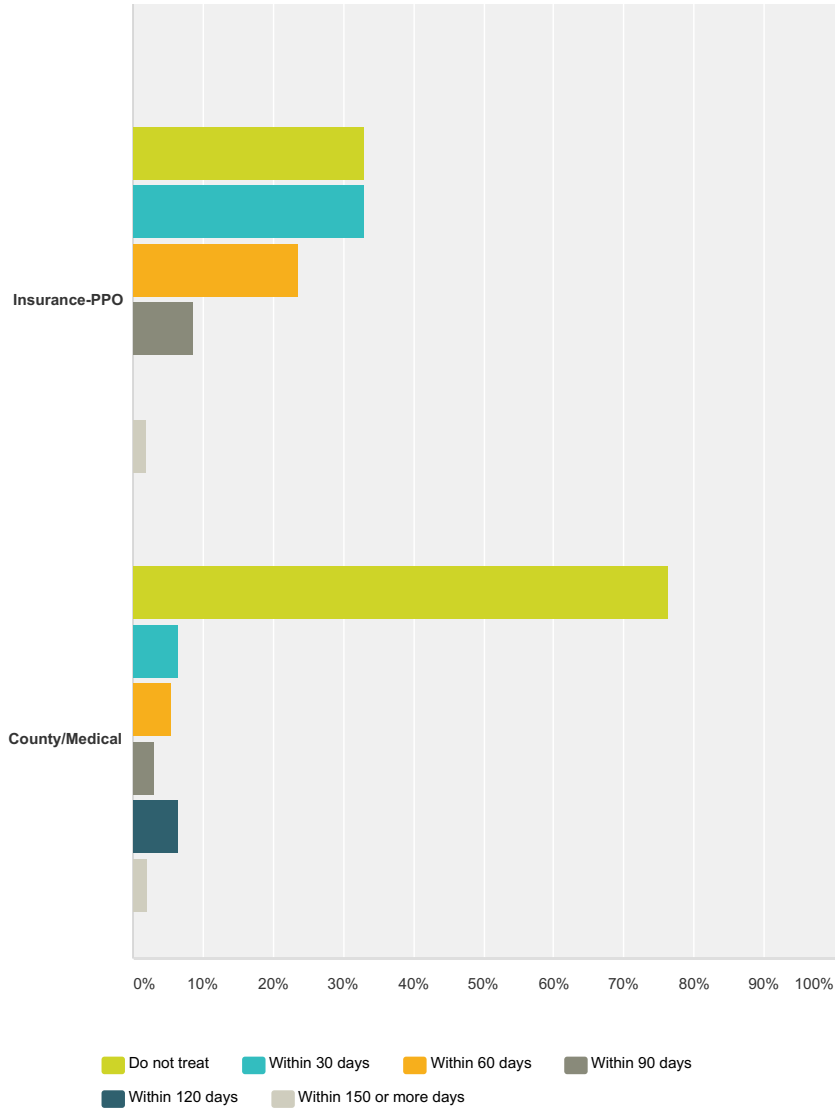
Answer Choices	Responses
Occasionally	16.56% 27
About half of the time	8.59% 14
Most of the time	26.38% 43
Never	19.02% 31
The responsibility of insurance claims is handled by the patient	7.98% 13
Not applicable	21.47% 35
Total	163

Q63 What is the average length of time you or your employer must wait following initial billing before you are reimbursed?

Answered: 110 Skipped: 60



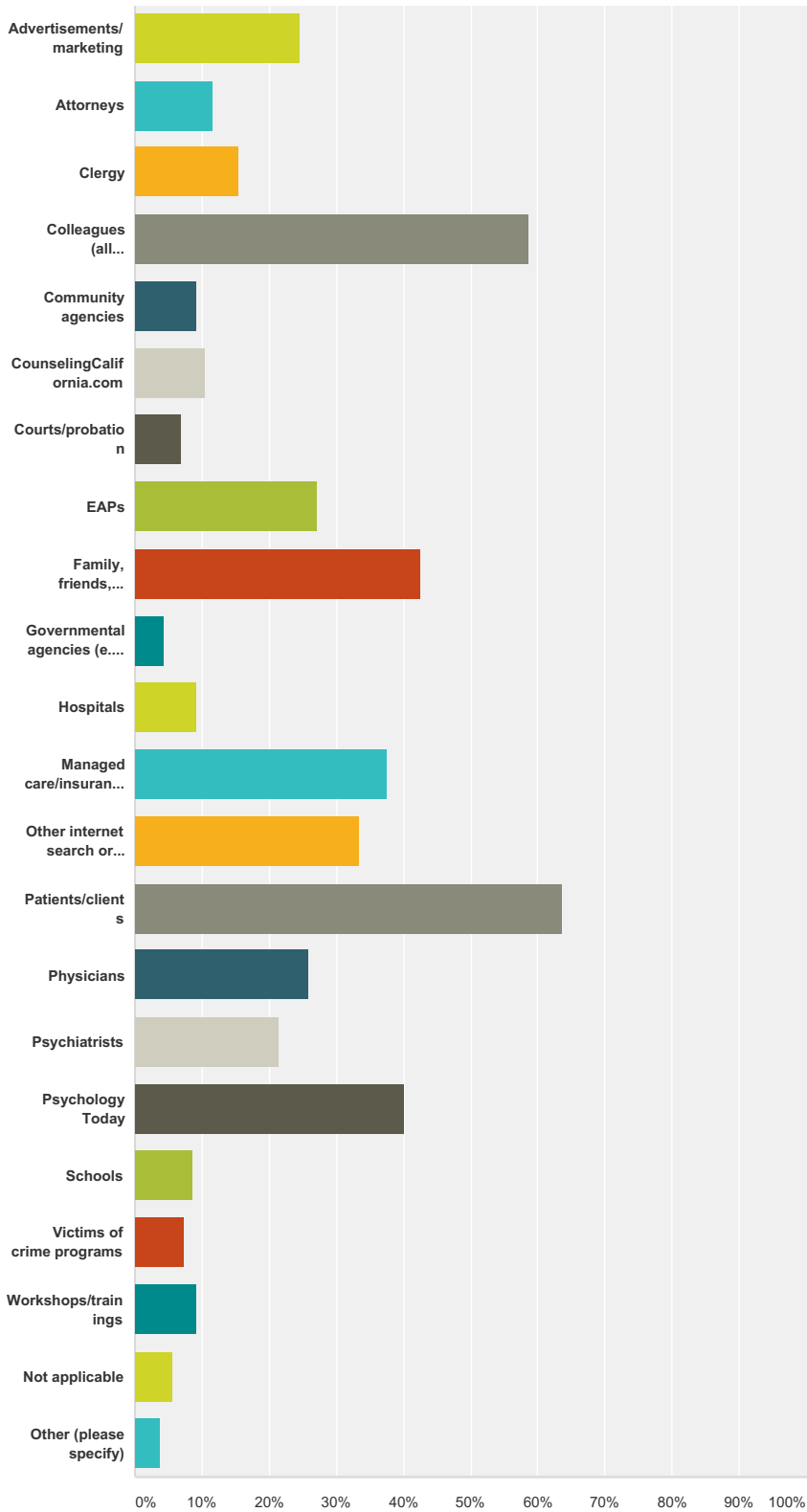
Demographic Survey - Clinical



	Do not treat	Within 30 days	Within 60 days	Within 90 days	Within 120 days	Within 150 or more days	Total
Victims of Crime	77.89% 74	3.16% 3	6.32% 6	9.47% 9	1.05% 1	2.11% 2	95
Workers Compensation	93.41% 85	0.00% 0	3.30% 3	1.10% 1	2.20% 2	0.00% 0	91
Tricare	79.79% 75	6.38% 6	8.51% 8	5.32% 5	0.00% 0	0.00% 0	94
Managed Care-HMO	43.56% 44	29.70% 30	17.82% 18	7.92% 8	0.99% 1	0.00% 0	101
Insurance-PPO	33.02% 35	33.02% 35	23.58% 25	8.49% 9	0.00% 0	1.89% 2	106
County/Medical	76.34% 71	6.45% 6	5.38% 5	3.23% 3	6.45% 6	2.15% 2	93

Q64 What is your source for patient referrals? (Check all that apply)

Answered: 162 Skipped: 8



Answer Choices	Responses
----------------	-----------

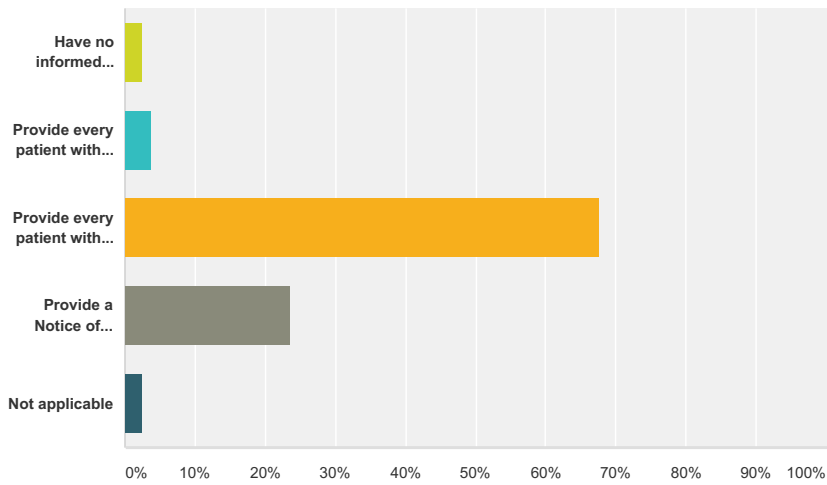
Demographic Survey - Clinical

Advertisements/marketing	24.69%	40
Attorneys	11.73%	19
Clergy	15.43%	25
Colleagues (all disciplines)	58.64%	95
Community agencies	9.26%	15
CounselingCalifornia.com	10.49%	17
Courts/probation	6.79%	11
EAPs	27.16%	44
Family, friends, neighbors	42.59%	69
Governmental agencies (e.g., CPS, DSS)	4.32%	7
Hospitals	9.26%	15
Managed care/insurance company	37.65%	61
Other internet search or therapist locator	33.33%	54
Patients/clients	63.58%	103
Physicians	25.93%	42
Psychiatrists	21.60%	35
Psychology Today	40.12%	65
Schools	8.64%	14
Victims of crime programs	7.41%	12
Workshops/trainings	9.26%	15
Not applicable	5.56%	9
Other (please specify)	3.70%	6
Total Respondents: 162		

#	Other (please specify)	Date
1	My website	1/16/2015 4:12 PM
2	Psychology today	1/16/2015 3:48 PM
3	other clients	1/15/2015 9:12 PM
4	Patients	1/15/2015 5:28 PM
5	Students	1/15/2015 4:15 PM
6	Previous clients	1/15/2015 3:48 PM

Q65 Do you and/or your employer provide patients with a written informed consent/disclosure statement?

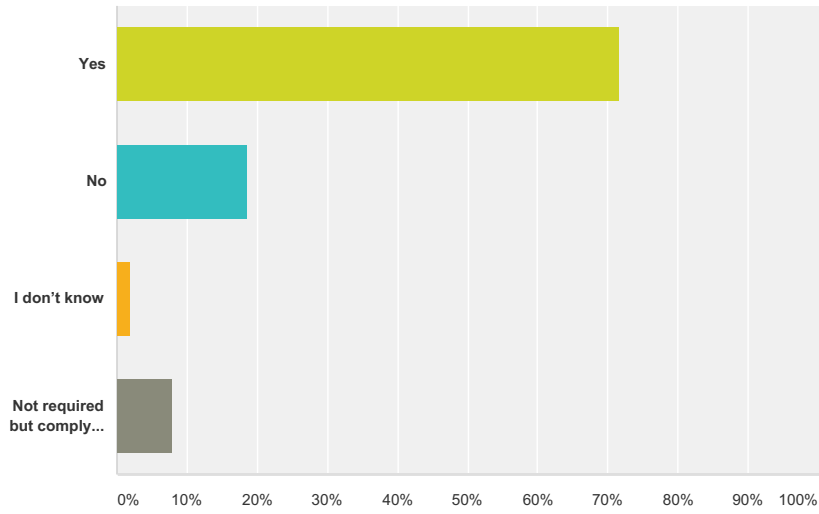
Answered: 161 Skipped: 9



Answer Choices	Responses
Have no informed consent/disclosure statement	2.48% 4
Provide every patient with a statement, but require no signatures	3.73% 6
Provide every patient with a statement that each patient is required to sign	67.70% 109
Provide a Notice of Privacy Practices pursuant to HIPAA	23.60% 38
Not applicable	2.48% 4
Total	161

Q66 Are you required to be HIPAA compliant?

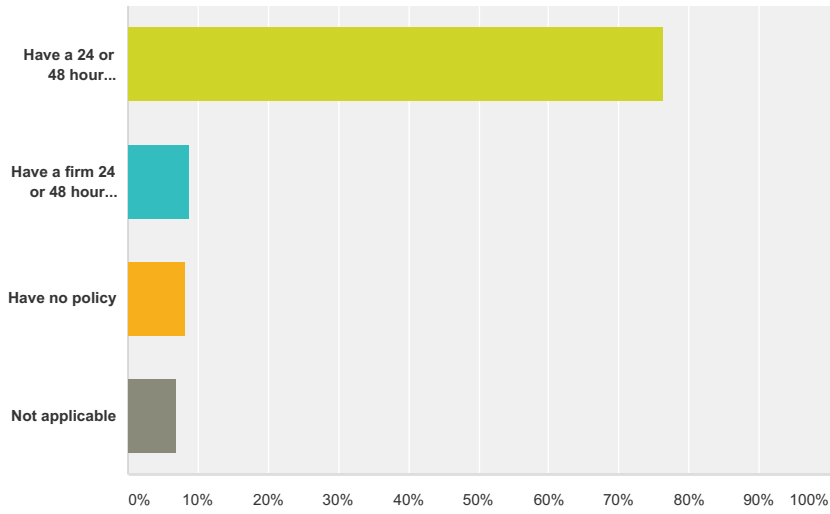
Answered: 162 Skipped: 8



Answer Choices	Responses
Yes	71.60% 116
No	18.52% 30
I don't know	1.85% 3
Not required but comply anyway	8.02% 13
Total	162

Q67 Do you and/or your employer have a written policy for no-show/cancellations?

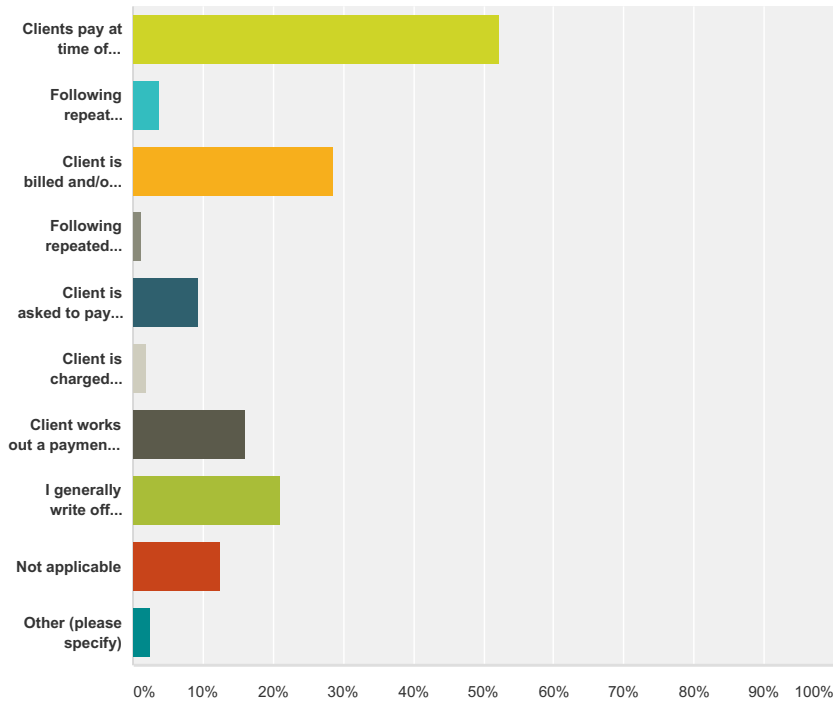
Answered: 161 Skipped: 9



Answer Choices	Responses
Have a 24 or 48 hour cancellation policy, but exercise discretion in enforcement	76.40% 123
Have a firm 24 or 48 hour cancellation policy with no discretion	8.70% 14
Have no policy	8.07% 13
Not applicable	6.83% 11
Total	161

Q68 Which of the following is used by you and/or your employer for clients who do not pay bills timely: (Check all that apply)

Answered: 161 Skipped: 9

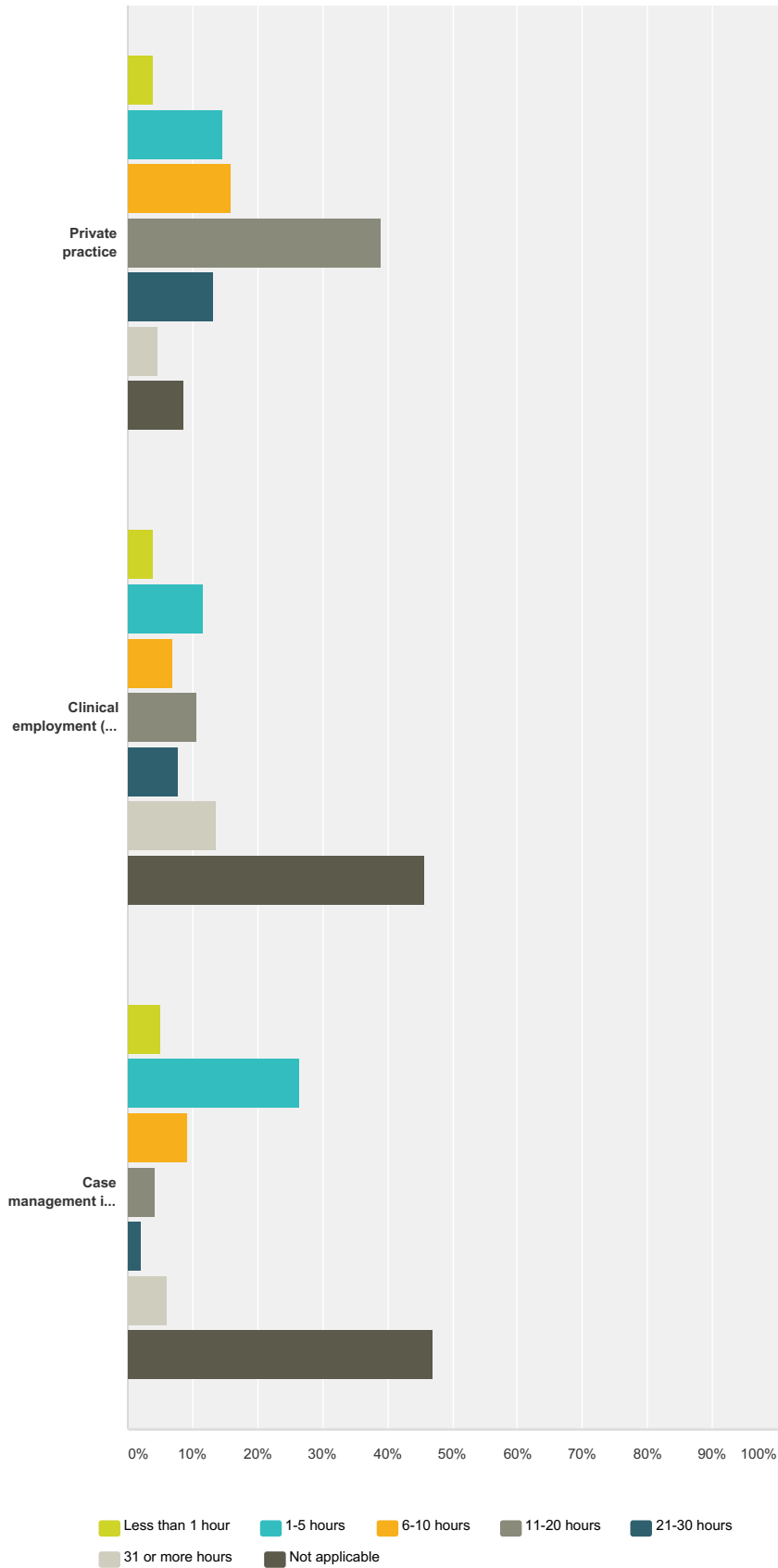


Answer Choices	Responses
Clients pay at time of treatment only	52.17% 84
Following repeat billings, balance is turned over to a collection agency	3.73% 6
Client is billed and/or receives letter(s) requesting payment	28.57% 46
Following repeated billings, small claims court action is pursued	1.24% 2
Client is asked to pay balance by charging to a credit card	9.32% 15
Client is charged interest on aging balance	1.86% 3
Client works out a payment plan to pay off balance	16.15% 26
I generally write off unpaid balance	21.12% 34
Not applicable	12.42% 20
Other (please specify)	2.48% 4
Total Respondents: 161	

#	Other (please specify)	Date
1	pre-pay	2/6/2015 9:43 PM
2	I have in past write off unpaid balance	2/4/2015 12:41 PM
3	I do not follow up. it happens rarely	1/16/2015 5:23 AM
4	They may forget their checkbook once,...ONCE!! :)I'm never owed much!	1/15/2015 11:24 PM

Q69 What is the average number of hours of therapy you provide per week:

Answered: 157 Skipped: 13



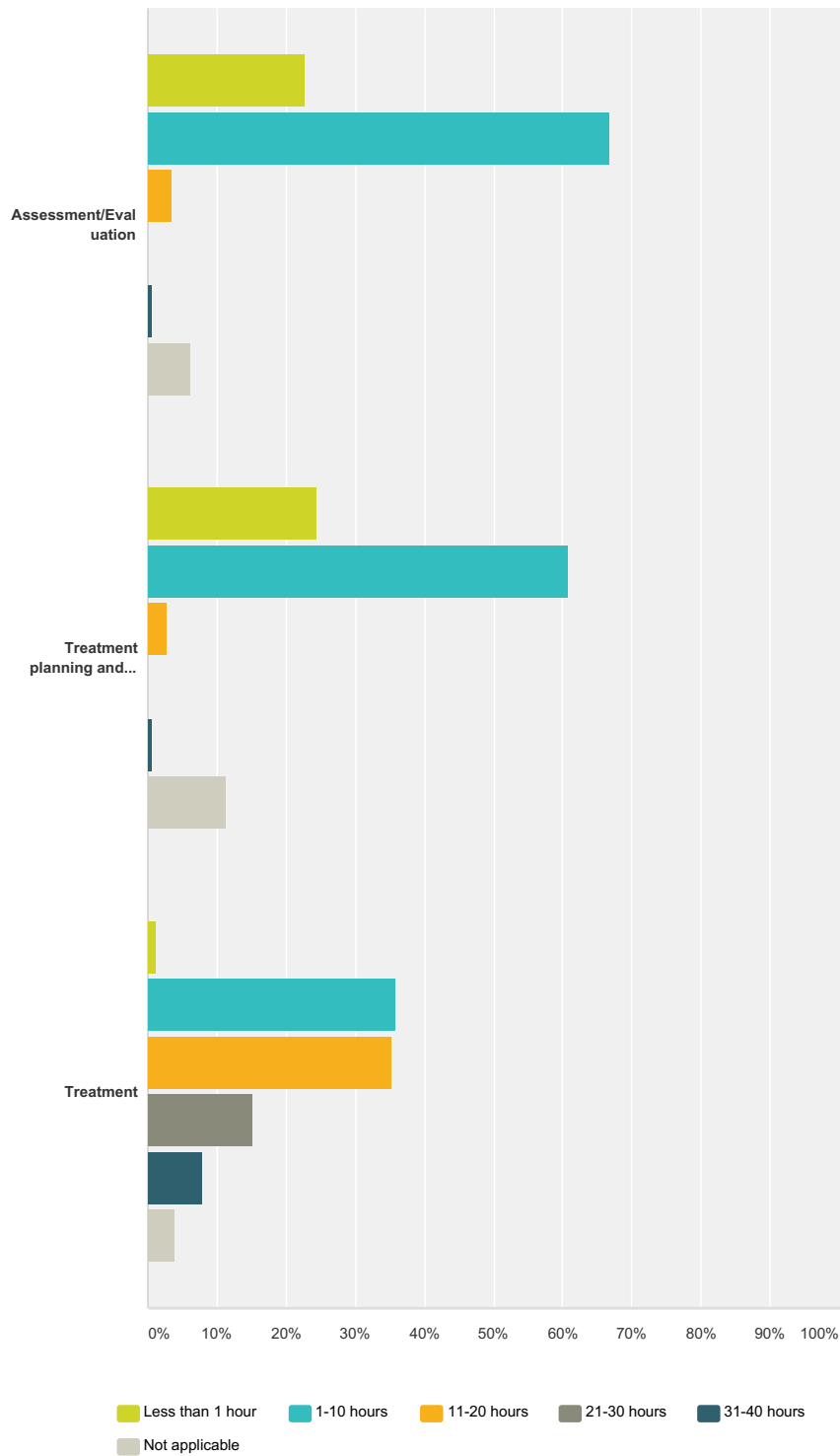
Demographic Survey - Clinical

	Less than 1 hour	1-5 hours	6-10 hours	11-20 hours	21-30 hours	31 or more hours	Not applicable	Total
Private practice	3.97% 6	14.57% 22	15.89% 24	39.07% 59	13.25% 20	4.64% 7	8.61% 13	151
Clinical employment (not private practice)	3.88% 4	11.65% 12	6.80% 7	10.68% 11	7.77% 8	13.59% 14	45.63% 47	103
Case management in both	5.10% 5	26.53% 26	9.18% 9	4.08% 4	2.04% 2	6.12% 6	46.94% 46	98

Demographic Survey - Clinical

Q70 For all direct patient care, indicate the average number of hours spent per week (excluding calls) on each major activity:

Answered: 153 Skipped: 17



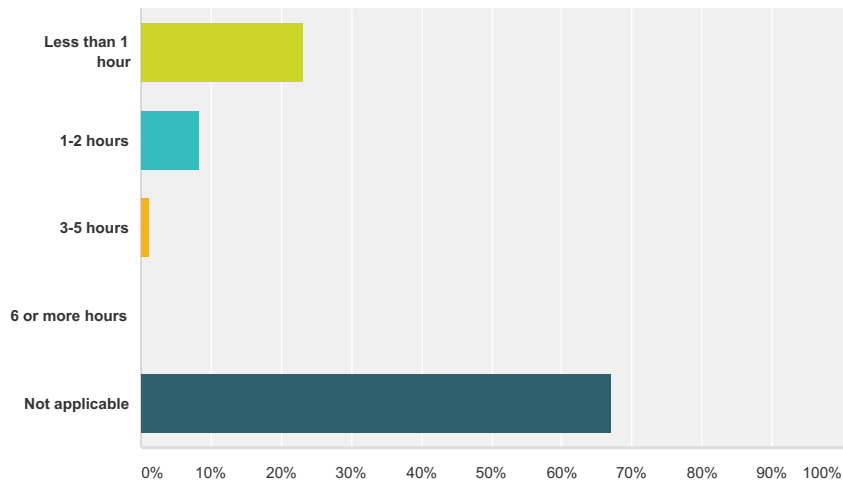
	Less than 1 hour	1-10 hours	11-20 hours	21-30 hours	31-40 hours	Not applicable	Total
Assessment/Evaluation	22.76% 33	66.90% 97	3.45% 5	0.00% 0	0.69% 1	6.21% 9	145
Treatment planning and team consultation	24.48% 35	60.84% 87	2.80% 4	0.00% 0	0.70% 1	11.19% 16	143

Demographic Survey - Clinical

Treatment	1.33% 2	36.00% 54	35.33% 53	15.33% 23	8.00% 12	4.00% 6	150
-----------	------------	--------------	--------------	--------------	-------------	------------	-----

Q71 What is the average number of hours per week devoted to administering and evaluation psychological tests?

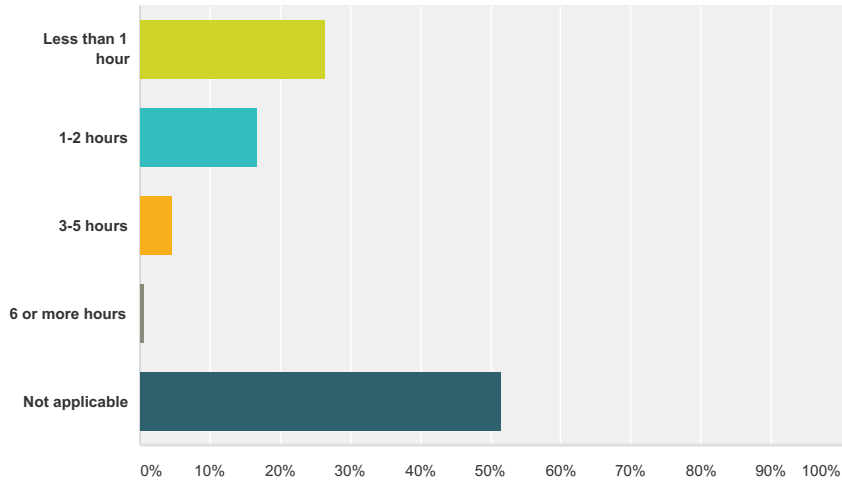
Answered: 155 Skipped: 15



Answer Choices	Responses	
Less than 1 hour	23.23%	36
1-2 hours	8.39%	13
3-5 hours	1.29%	2
6 or more hours	0.00%	0
Not applicable	67.10%	104
Total		155

Q72 What is the average number of hours per week you devote to telehealth services (i.e., therapy by telephone or over the Internet)?

Answered: 155 Skipped: 15

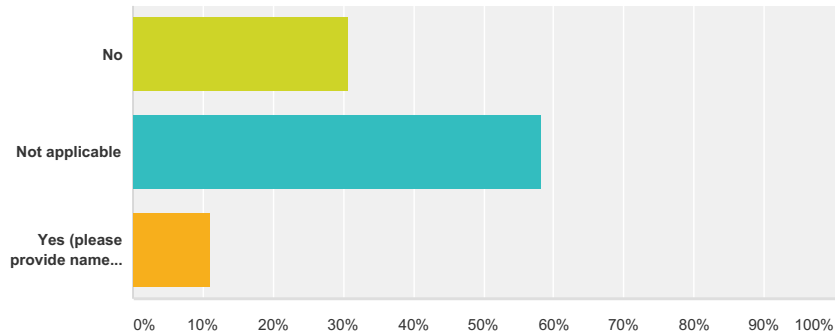


Answer Choices	Responses	
Less than 1 hour	26.45%	41
1-2 hours	16.77%	26
3-5 hours	4.52%	7
6 or more hours	0.65%	1
Not applicable	51.61%	80
Total		155

Demographic Survey - Clinical

Q73 Are you reimbursed for telehealth services?

Answered: 153 Skipped: 17

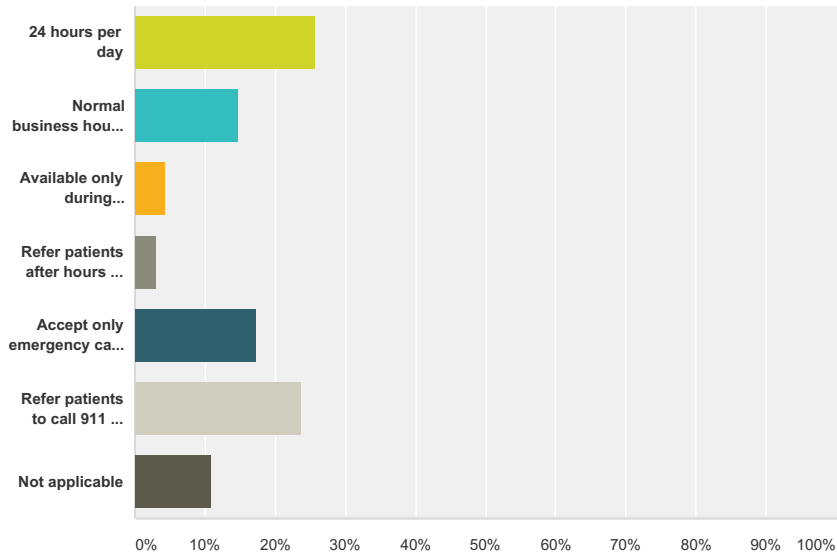


Answer Choices	Responses
No	30.72% 47
Not applicable	58.17% 89
Yes (please provide name of companies that reimburse)	11.11% 17
Total	153

#	Yes (please provide name of companies that reimburse)	Date
1	Private pay	2/6/2015 8:45 PM
2	private	2/5/2015 8:57 AM
3	Client	2/4/2015 10:29 PM
4	If private pay I give phone sessions with regular clients who are unable to come in that day	2/4/2015 12:45 PM
5	Decline	2/4/2015 11:13 AM
6	Patients pay fee for service b	1/21/2015 10:31 PM
7	Private pay	1/19/2015 8:41 PM
8	Magellan	1/19/2015 8:37 PM
9	as part of employer contracted Employee Assistance Program	1/19/2015 12:52 PM
10	only client pay	1/17/2015 12:32 PM
11	private practice, client pays directly if we schedule a phone session. small conversations are not charged	1/16/2015 5:26 AM
12	client	1/15/2015 11:45 PM
13	Client (self pay only)	1/15/2015 11:42 PM
14	client pays me when I next see them or they mail a check	1/15/2015 11:32 PM
15	Patient pays via credit card at the conclusion of each session	1/15/2015 10:11 PM
16	By patient with credit card.	1/15/2015 7:42 PM
17	Medi-Cal	1/15/2015 4:42 PM

Q74 What hours are you on-call or available to patients?

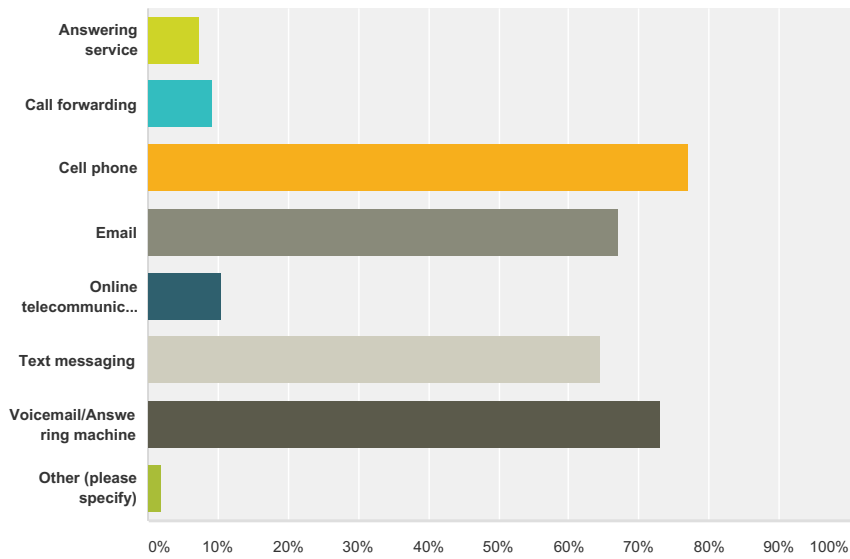
Answered: 156 Skipped: 14



Answer Choices	Responses
24 hours per day	25.64% 40
Normal business hours only	14.74% 23
Available only during appointed hours	4.49% 7
Refer patients after hours to service for emergency calls	3.21% 5
Accept only emergency calls after hours	17.31% 27
Refer patients to call 911 in case of emergency after hours	23.72% 37
Not applicable	10.90% 17
Total	156

Q75 What means do you use to be accessible to patients? (Check all that apply)

Answered: 152 Skipped: 18



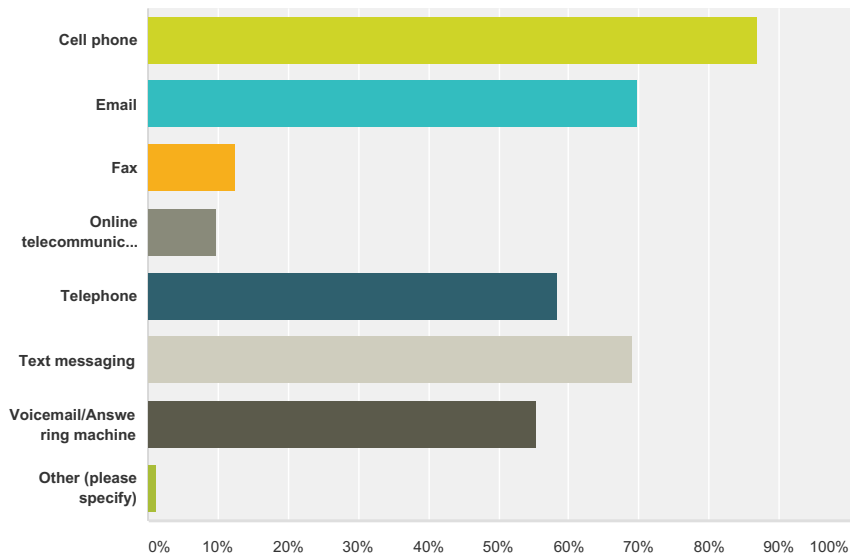
Answer Choices	Responses
Answering service	7.24% 11
Call forwarding	9.21% 14
Cell phone	76.97% 117
Email	67.11% 102
Online telecommunication (e.g., Skype, Facetime)	10.53% 16
Text messaging	64.47% 98
Voicemail/Answering machine	73.03% 111
Other (please specify)	1.97% 3
Total Respondents: 152	

#	Other (please specify)	Date
1	text only for meeting clarification	2/4/2015 12:45 PM
2	24/7 call center	2/4/2015 12:41 PM
3	live clinicians 24/7	1/15/2015 4:20 PM

Demographic Survey - Clinical

Q76 What methods do you use to communicate with patients? (Check all that apply)

Answered: 152 Skipped: 18



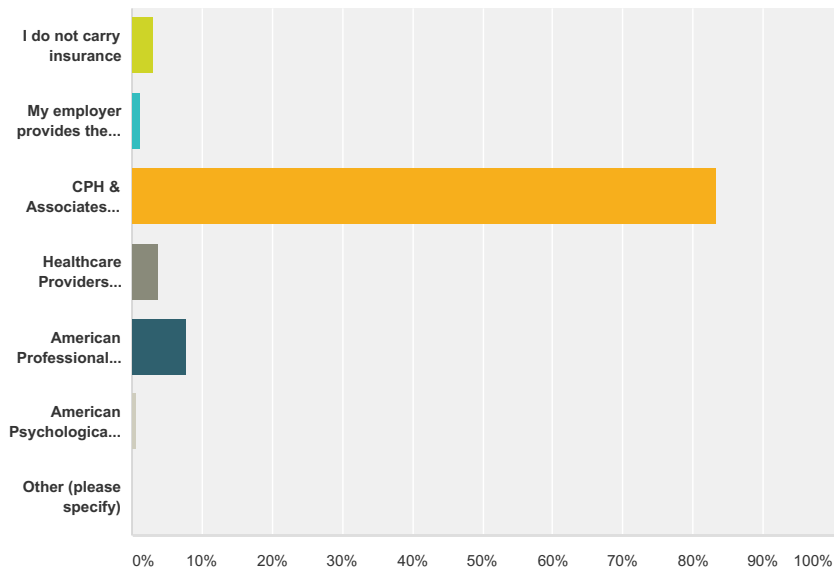
Answer Choices	Responses
Cell phone	86.84% 132
Email	69.74% 106
Fax	12.50% 19
Online telecommunication (e.g., Skype, Facetime)	9.87% 15
Telephone	58.55% 89
Text messaging	69.08% 105
Voicemail/Answering machine	55.26% 84
Other (please specify)	1.32% 2
Total Respondents: 152	

#	Other (please specify)	Date
1	text as described in #63	2/4/2015 12:45 PM
2	receptionist	1/15/2015 4:39 PM

Demographic Survey - Clinical

Q77 Do you carry professional liability (malpractice) insurance, and if so, with whom?

Answered: 156 Skipped: 14



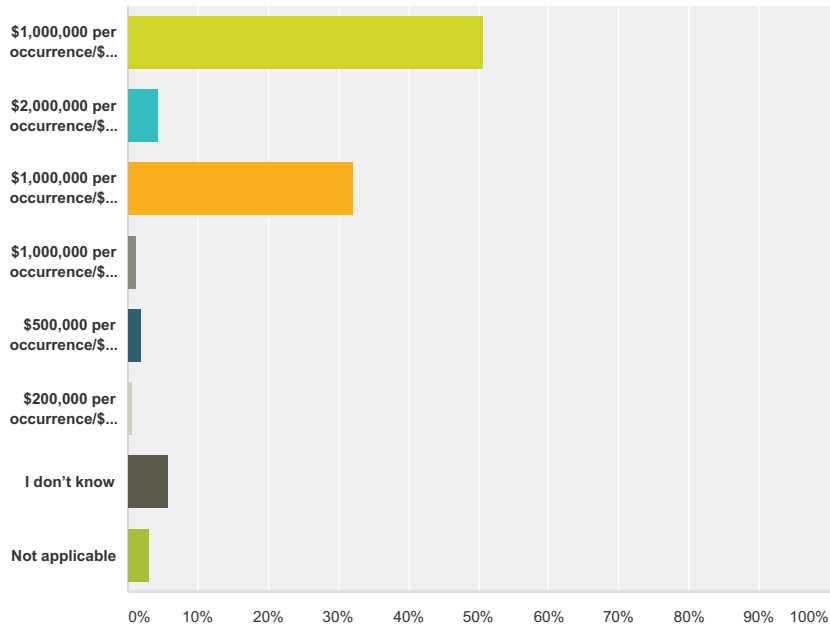
Answer Choices	Responses
I do not carry insurance	3.21% 5
My employer provides the insurance	1.28% 2
CPH & Associates (CAMFT endorsed plan)	83.33% 130
Healthcare Providers Service Organization by CAN	3.85% 6
American Professional Agency	7.69% 12
American Psychological Association Plan	0.64% 1
Other (please specify)	0.00% 0
Total	156

#	Other (please specify)	Date
	There are no responses.	

Demographic Survey - Clinical

Q78 What are the limits of your malpractice coverage?

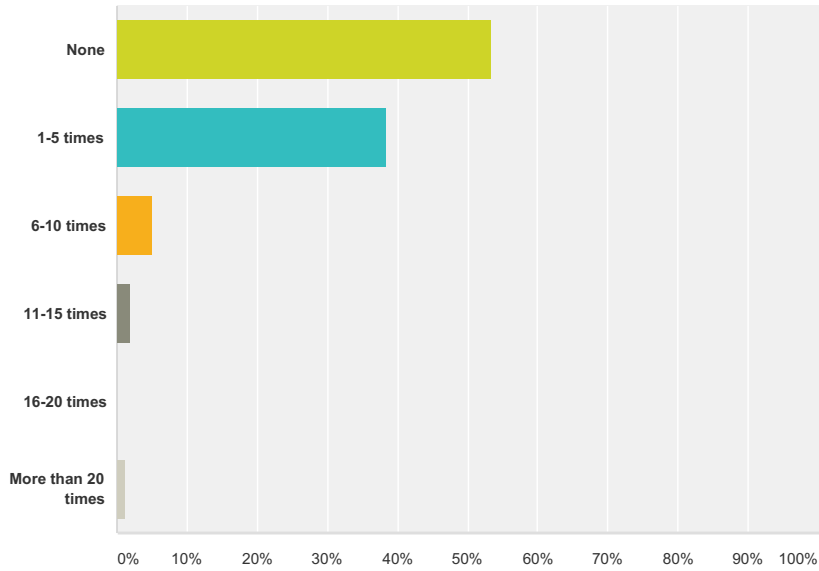
Answered: 156 Skipped: 14



Answer Choices	Responses
\$1,000,000 per occurrence/\$5,000,000 aggregate	50.64% 79
\$2,000,000 per occurrence/\$4,000,000 aggregate	4.49% 7
\$1,000,000 per occurrence/\$3,000,000 aggregate	32.05% 50
\$1,000,000 per occurrence/\$1,000,000 aggregate	1.28% 2
\$500,000 per occurrence/\$1,000,000 aggregate	1.92% 3
\$200,000 per occurrence/\$600,000 aggregate	0.64% 1
I don't know	5.77% 9
Not applicable	3.21% 5
Total	156

Q79 How many times have you been subpoenaed?

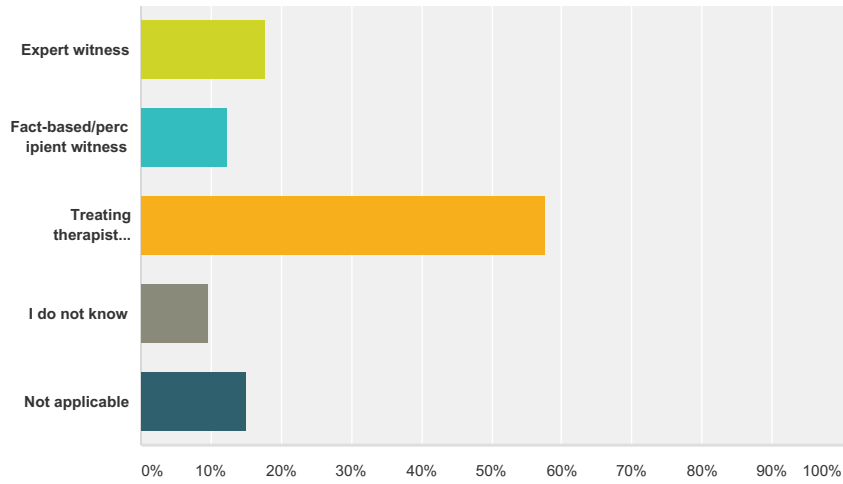
Answered: 159 Skipped: 11



Answer Choices	Responses	
None	53.46%	85
1-5 times	38.36%	61
6-10 times	5.03%	8
11-15 times	1.89%	3
16-20 times	0.00%	0
More than 20 times	1.26%	2
Total		159

Q80 What type of witness were you in a majority of these claims?

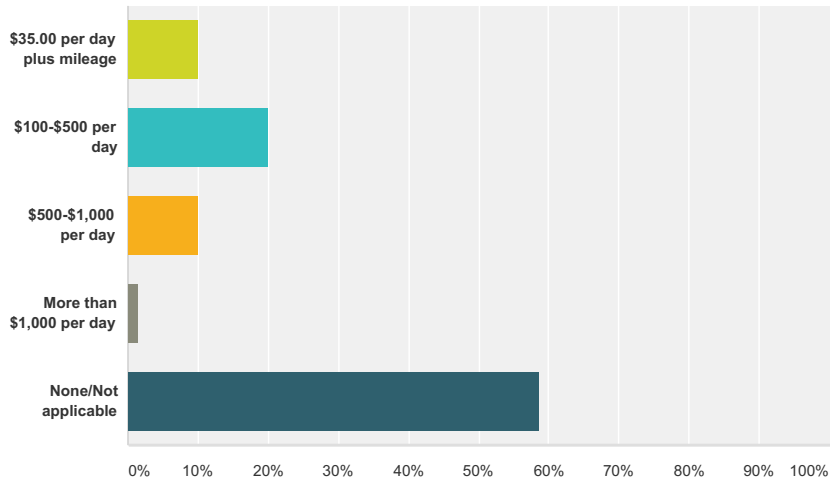
Answered: 73 Skipped: 97



Answer Choices	Responses
Expert witness	17.81% 13
Fact-based/percipient witness	12.33% 9
Treating therapist witness	57.53% 42
I do not know	9.59% 7
Not applicable	15.07% 11
Total Respondents: 73	

Q81 How much on average were you reimbursed for witness fees?

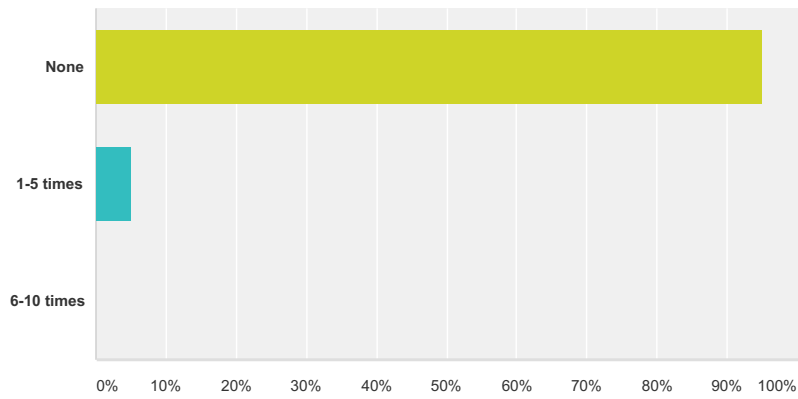
Answered: 70 Skipped: 100



Answer Choices	Responses
\$35.00 per day plus mileage	10.00% 7
\$100-\$500 per day	20.00% 14
\$500-\$1,000 per day	10.00% 7
More than \$1,000 per day	1.43% 1
None/Not applicable	58.57% 41
Total	70

Q82 How many times have you had to file an incident report with malpractice insurance?

Answered: 157 Skipped: 13

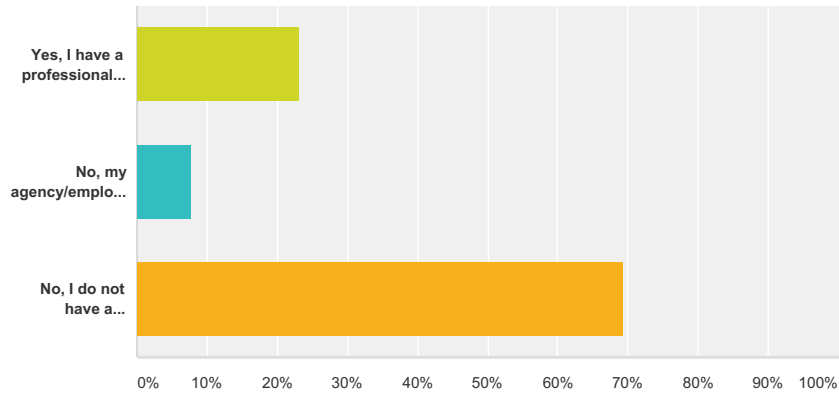


Answer Choices	Responses
None	94.90% 149
1-5 times	5.10% 8
6-10 times	0.00% 0
Total	157

Demographic Survey - Clinical

Q83 Do you have a professional will in place?

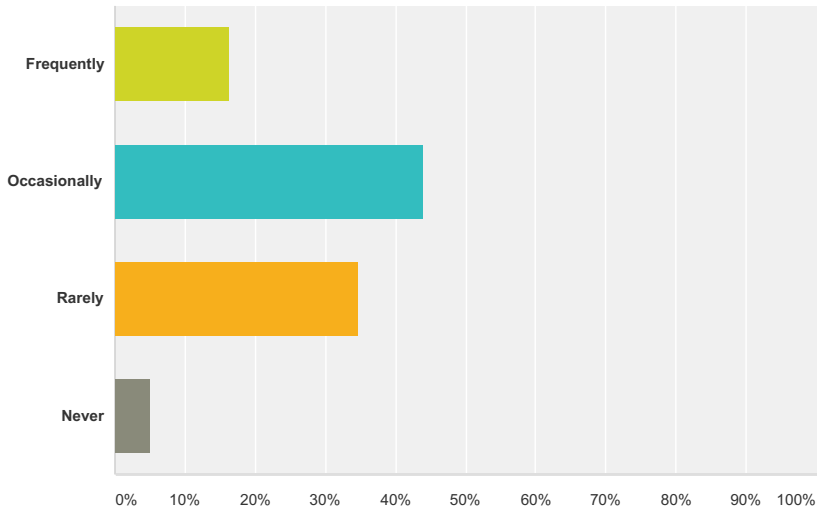
Answered: 156 Skipped: 14



Answer Choices	Responses	Count
Yes, I have a professional will in place	23.08%	36
No, my agency/employer has a policy in place	7.69%	12
No, I do not have a professional will in place	69.23%	108
Total		156

Q84 How often do you seek legal, ethical, or clinical consultation each month?

Answered: 159 Skipped: 11

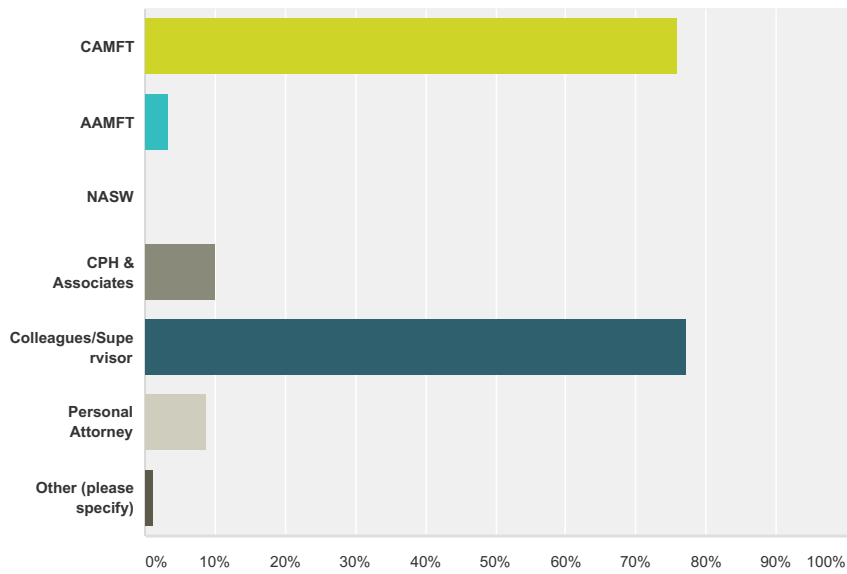


Answer Choices	Responses	
Frequently	16.35%	26
Occasionally	44.03%	70
Rarely	34.59%	55
Never	5.03%	8
Total		159

Demographic Survey - Clinical

Q85 From whom do you receive consultation? (Check all that apply)

Answered: 150 Skipped: 20



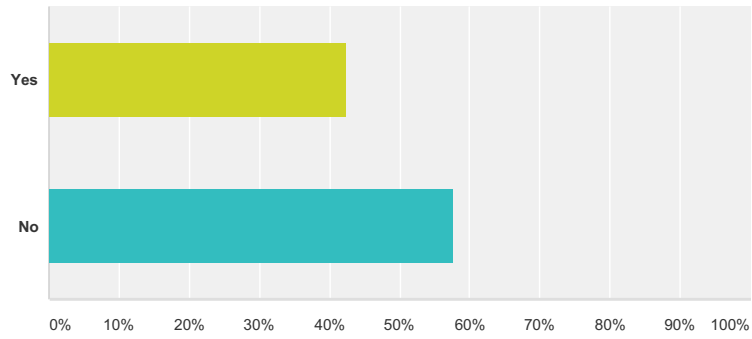
Answer Choices	Responses
CAMFT	76.00% 114
AAMFT	3.33% 5
NASW	0.00% 0
CPH & Associates	10.00% 15
Colleagues/Supervisor	77.33% 116
Personal Attorney	8.67% 13
Other (please specify)	1.33% 2
Total Respondents: 150	

#	Other (please specify)	Date
1	consultation group	1/16/2015 9:09 AM
2	I have regularly scheduled weekly consultation as a part of advanced analytic training	1/15/2015 11:44 PM

Demographic Survey - Clinical

Q86 If you could bill Medicare, would you?

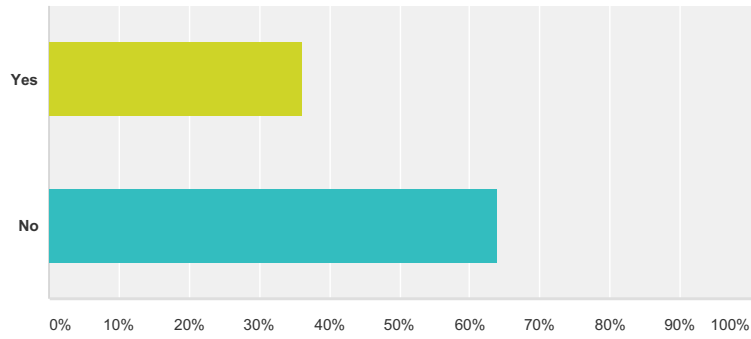
Answered: 156 Skipped: 14



Answer Choices	Responses	
Yes	42.31%	66
No	57.69%	90
Total		156

Q87 Would you consider working at a federally qualified health center?

Answered: 152 Skipped: 18

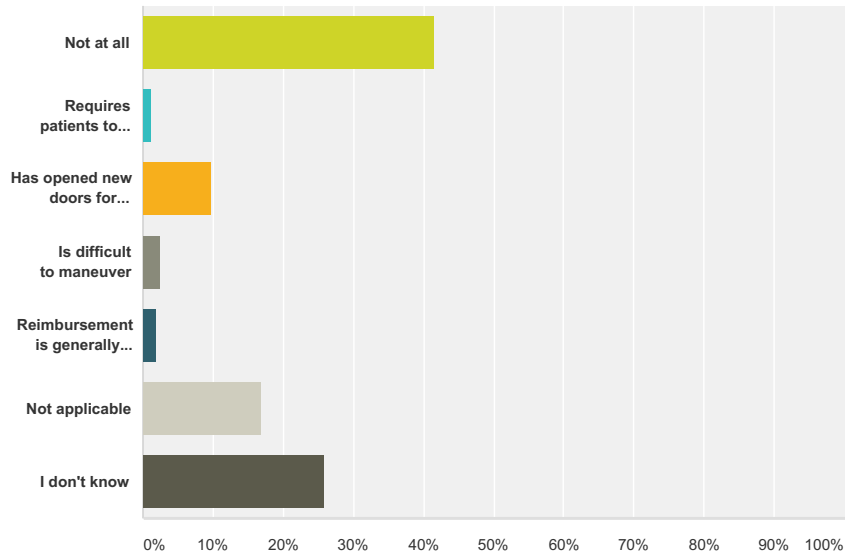


Answer Choices	Responses
Yes	36.18% 55
No	63.82% 97
Total	152

#	I am currently working at a federally qualified health center (please provide name of center)	Date
1	I would need details	2/4/2015 12:48 PM
2	Kaiser Permanente	1/16/2015 10:35 AM

Q88 How has the passage of the parity law affected your employment/practice?

Answered: 154 Skipped: 16

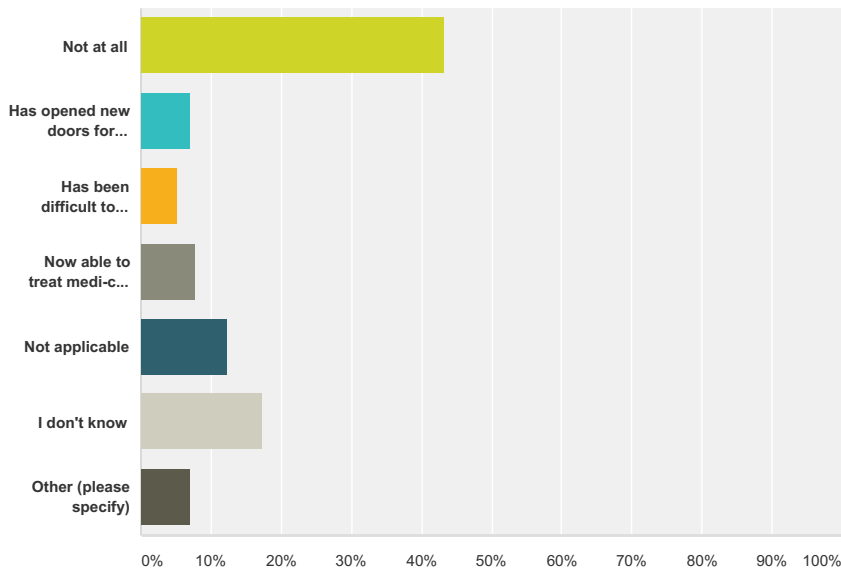


Answer Choices	Responses
Not at all	41.56% 64
Requires patients to first be evaluated by physicians/psychologist	1.30% 2
Has opened new doors for employment/treatment	9.74% 15
Is difficult to maneuver	2.60% 4
Reimbursement is generally denied regardless of "parity"	1.95% 3
Not applicable	16.88% 26
I don't know	25.97% 40
Total	154

#	Other (please specify)	Date
1	paid most of time	2/4/2015 12:48 PM
2	I was not in practice before CA parity existed	1/15/2015 4:41 PM

Q89 How has the passage of the Affordable Care Act affected your employment/practice?

Answered: 155 Skipped: 15



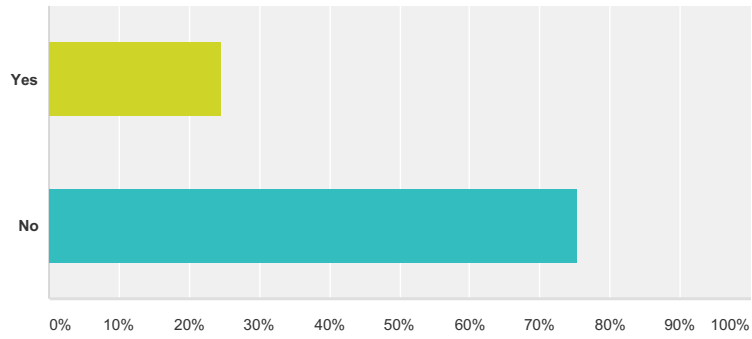
Answer Choices	Responses
Not at all	43.23% 67
Has opened new doors for employment/treatment	7.10% 11
Has been difficult to understand	5.16% 8
Now able to treat medi-cal clients	7.74% 12
Not applicable	12.26% 19
I don't know	17.42% 27
Other (please specify)	7.10% 11
Total	155

#	Other (please specify)	Date
1	Problem with insurance companies when medicare is primary - will not pay mft's.	1/19/2015 8:40 PM
2	I believe it has compromised my practice. I can't tell you how many times I was treating clients via insurance and when Obara Care kicked in the insurance policies changed and not to the clients nor my liking. They were often lied to as to getting comparable insurance plans. It was awful	1/19/2015 10:04 AM
3	many clients choose not to bill through insurance because of concerns about confidentiality.	1/18/2015 11:21 PM
4	lowered payments, no one knows who to bill correctly, totally a mess	1/16/2015 9:15 AM
5	Very poor reimbursement for medi-cal clients	1/15/2015 9:42 PM
6	staffing shortages	1/15/2015 9:25 PM
7	Reduced number of cash clients	1/15/2015 8:22 PM
8	I lost clients due to high deductables and out of pocket fees	1/15/2015 4:57 PM
9	fewer private pay clients	1/15/2015 4:00 PM
10	It has hurt it.	1/15/2015 3:54 PM
11	Higher risk clients	1/15/2015 3:35 PM

Demographic Survey - Clinical

Q90 Do you supervise interns and/or trainees?

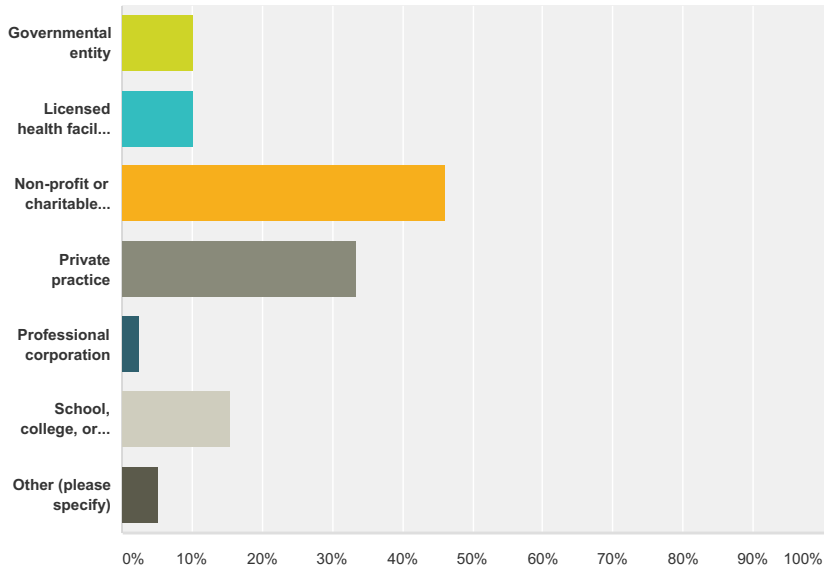
Answered: 158 Skipped: 12



Answer Choices	Responses	
Yes	24.68%	39
No	75.32%	119
Total		158

Q91 In which setting do you provide supervision?

Answered: 39 Skipped: 131

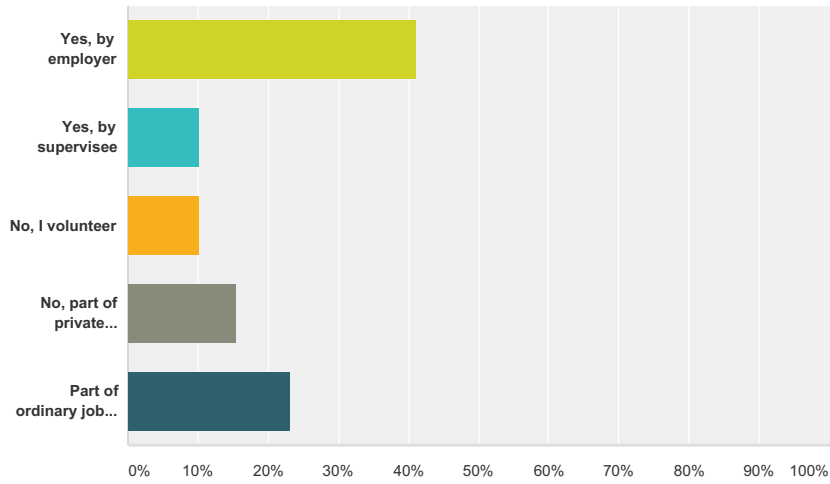


Answer Choices	Responses
Governmental entity	10.26% 4
Licensed health facility (e.g., hospital)	10.26% 4
Non-profit or charitable corporation	46.15% 18
Private practice	33.33% 13
Professional corporation	2.56% 1
School, college, or university	15.38% 6
Other (please specify)	5.13% 2
Total Respondents: 39	

#	Other (please specify)	Date
1	Non public agency treating those with autism	1/27/2015 12:05 PM
2	Consulting Business for pre-licensed and licensed wanting to learn Emotionally Focused Therapy	1/15/2015 4:59 PM

Q92 Are you paid for the supervision you provide?

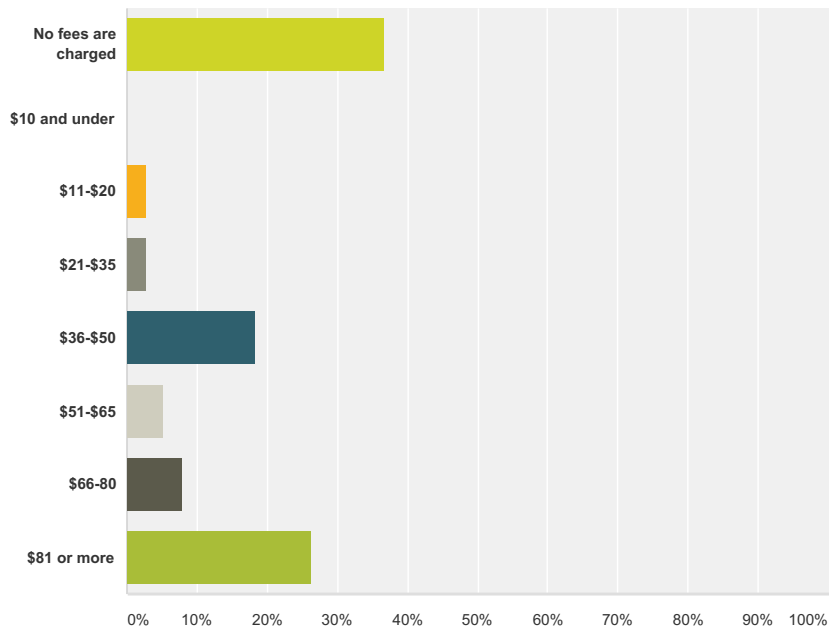
Answered: 39 Skipped: 131



Answer Choices	Responses
Yes, by employer	41.03% 16
Yes, by supervisee	10.26% 4
No, I volunteer	10.26% 4
No, part of private practice overhead	15.38% 6
Part of ordinary job duties	23.08% 9
Total	39

Q93 What is the usual and customary fee charged to clients for the services of the intern(s) and/or trainee(s) you supervise?

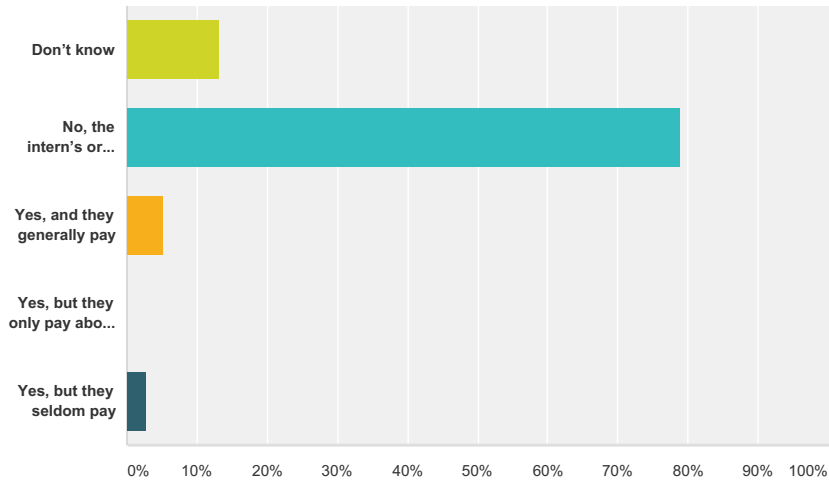
Answered: 38 Skipped: 132



Answer Choices	Responses	Count
No fees are charged	36.84%	14
\$10 and under	0.00%	0
\$11-\$20	2.63%	1
\$21-\$35	2.63%	1
\$36-\$50	18.42%	7
\$51-\$65	5.26%	2
\$66-\$80	7.89%	3
\$81 or more	26.32%	10
Total		38

Q94 Are third-party payers generally billed for the interns' or trainees' services?

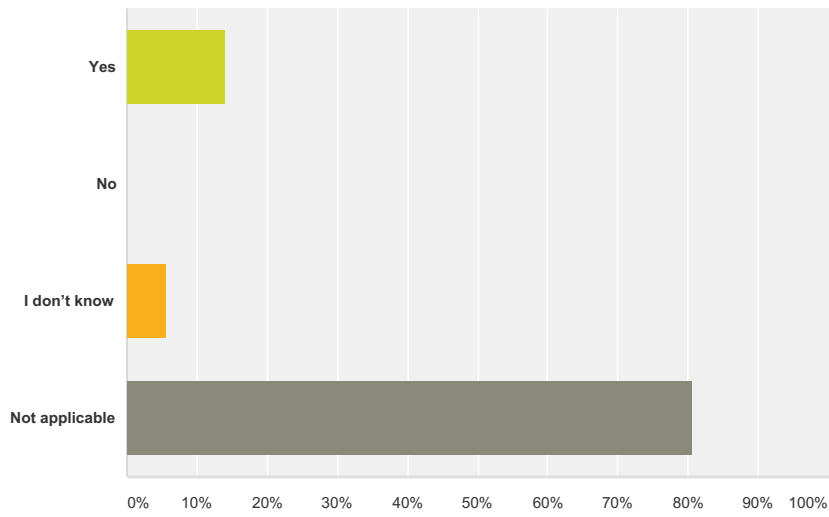
Answered: 38 Skipped: 132



Answer Choices	Responses
Don't know	13.16% 5
No, the intern's or trainee's services are not billed to third parties	78.95% 30
Yes, and they generally pay	5.26% 2
Yes, but they only pay about fifty percent of the time	0.00% 0
Yes, but they seldom pay	2.63% 1
Total	38

Q95 If third parties are billed for intern or trainee services, is it disclosed that the intern or trainee was the provider?

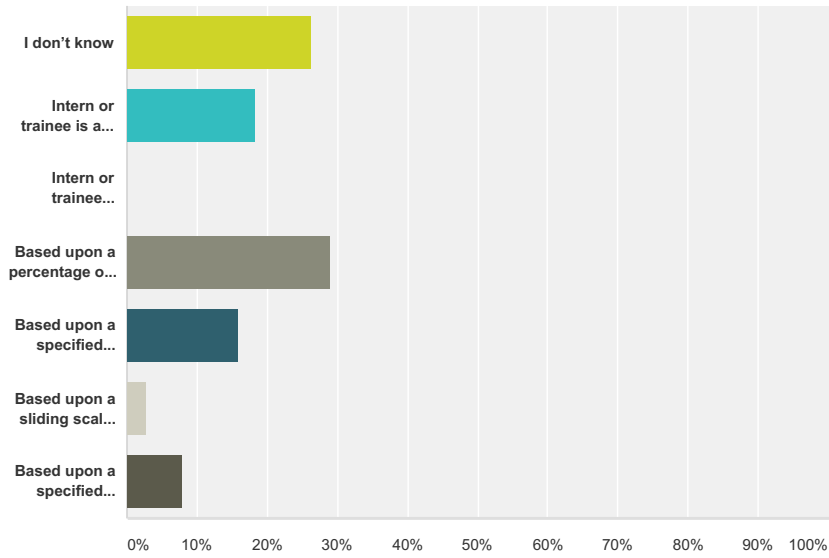
Answered: 36 Skipped: 134



Answer Choices	Responses
Yes	13.89% 5
No	0.00% 0
I don't know	5.56% 2
Not applicable	80.56% 29
Total	36

Q96 How is the intern's or trainee's wage determined?

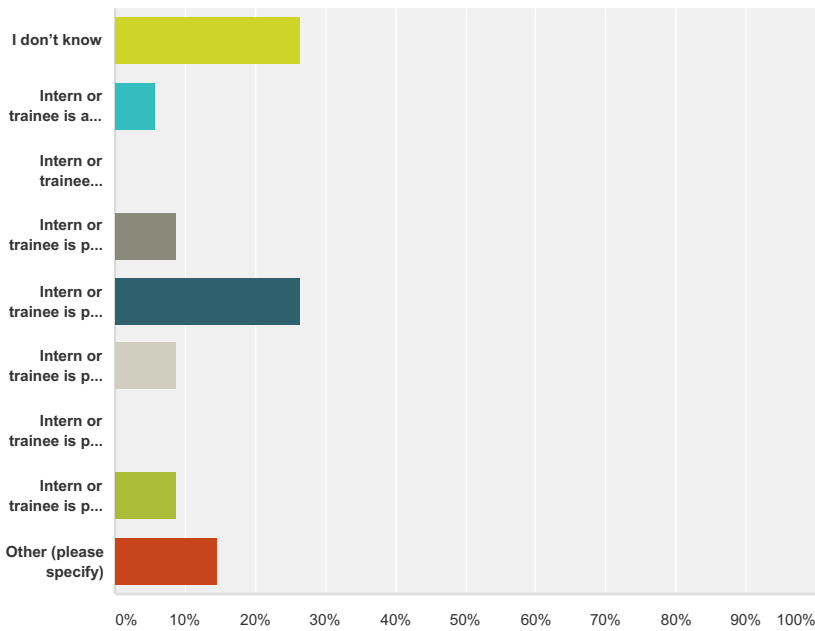
Answered: 38 Skipped: 132



Answer Choices	Responses
I don't know	26.32% 10
Intern or trainee is an unpaid volunteer	18.42% 7
Intern or trainee received only a nominal stipend to cover/offset volunteer expenses	0.00% 0
Based upon a percentage of the fees generated	28.95% 11
Based upon a specified amount per hour	15.79% 6
Based upon a sliding scale depending upon client volume	2.63% 1
Based upon a specified amount per week/month/year	7.89% 3
Total	38

Q97 If the intern or trainee is paid, approximately how much does an intern or trainee get paid per hour?

Answered: 34 Skipped: 136

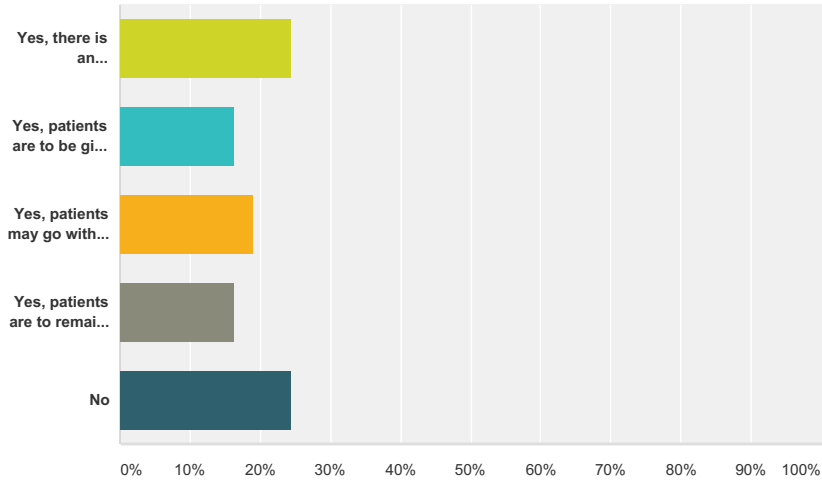


Answer Choices	Responses
I don't know	26.47% 9
Intern or trainee is an unpaid volunteer	5.88% 2
Intern or trainee receives approximately \$500 or less per month for actual expenses incurred as a volunteer	0.00% 0
Intern or trainee is paid approximately \$8-\$15 per hour	8.82% 3
Intern or trainee is paid approximately \$16-\$25 per hour	26.47% 9
Intern or trainee is paid approximately \$26-\$35 per hour	8.82% 3
Intern or trainee is paid approximately \$\$36-\$45 per hour	0.00% 0
Intern or trainee is paid \$46 or more per hour	8.82% 3
Other (please specify)	14.71% 5
Total	34

#	Other (please specify)	Date
1	percentage of fees generated	2/4/2015 9:38 AM
2	Varies by individual circumstances	1/18/2015 11:24 PM
3	Part of employment wage	1/16/2015 10:18 AM
4	interns set their own rates with clients. they keep 60% of what they bring in from correct sessions. sometimes they have \$30 sessions, sometimes is \$120	1/16/2015 5:32 AM
5	Percentagewise. Usually around \$800-\$1000/month	1/15/2015 6:03 PM

Q98 Is there a written understanding between the employer and intern(s) or trainee(s) and if so, does the written understanding specify what is to happen with patients when the employment relationship terminates?

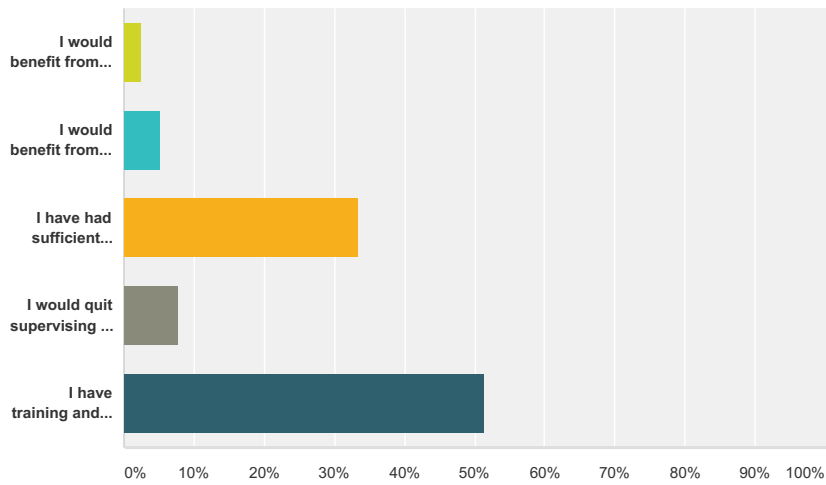
Answered: 37 Skipped: 133



Answer Choices	Responses
Yes, there is an understanding contract but it does not address this issue	24.32% 9
Yes, patients are to be given several options	16.22% 6
Yes, patients may go with intern/trainee as long as intern/trainee is working lawfully	18.92% 7
Yes, patients are to remain with intern's/trainee's employer	16.22% 6
No	24.32% 9
Total	37

Q99 Do you believe you have sufficient education, training, and experience to adequately provide supervision?

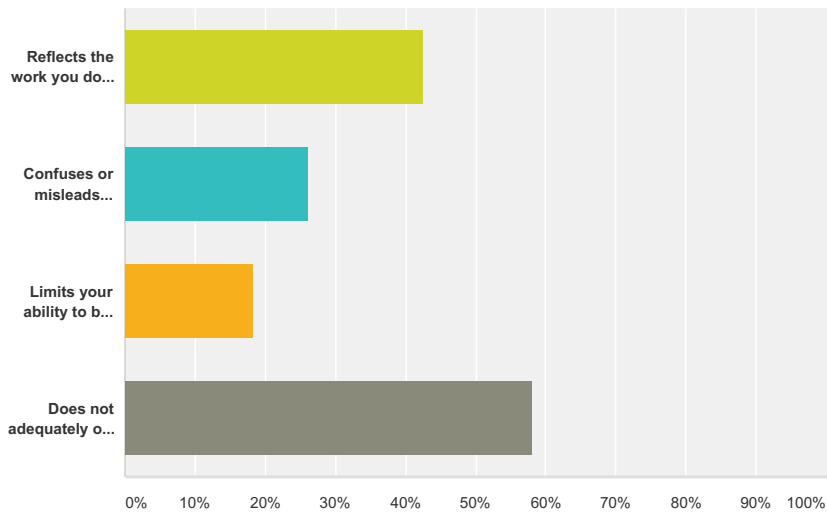
Answered: 39 Skipped: 131



Answer Choices	Responses
I would benefit from training, but do not have the time	2.56% 1
I would benefit from training and am interested in such an opportunity	5.13% 2
I have had sufficient training and experience in supervision and am not interested in more training	33.33% 13
I would quit supervising if I had to engage in more training	7.69% 3
I have training and would like more	51.28% 20
Total	39

Q100 Which of the following do you feel best describes the title Licensed Marriage and Family Therapist: (Check all that apply)

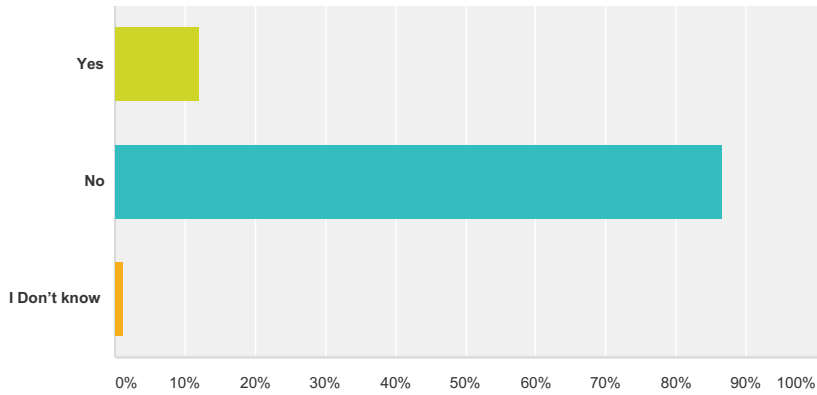
Answered: 157 Skipped: 13



Answer Choices	Responses	
Reflects the work you do with clients	42.68%	67
Confuses or misleads clients	26.11%	41
Limits your ability to be hired and/or provide services in employment	18.47%	29
Does not adequately or accurately reflect the work you do with clients	57.96%	91
Total Respondents: 157		

Q101 Are you and/or your employer a BBS-approved continuing education provider?

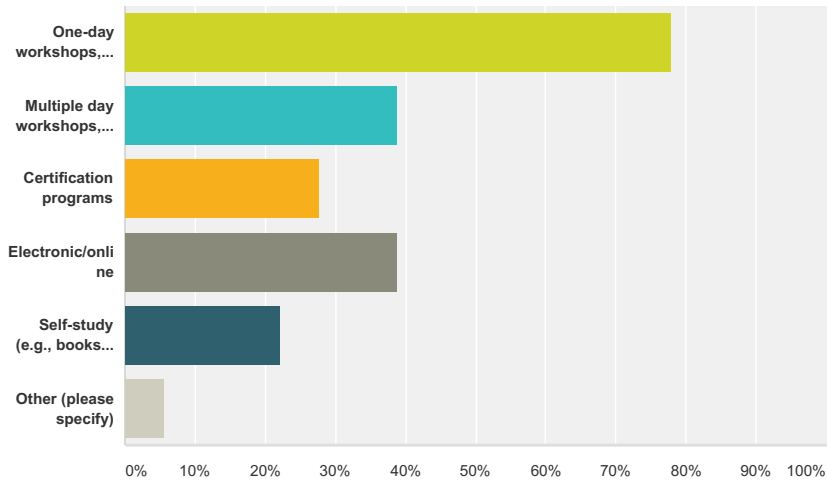
Answered: 158 Skipped: 12



Answer Choices	Responses	
Yes	12.03%	19
No	86.71%	137
I Don't know	1.27%	2
Total		158

Q102 Which method do you use to offer CE coursework? (Check all that apply)

Answered: 18 Skipped: 152

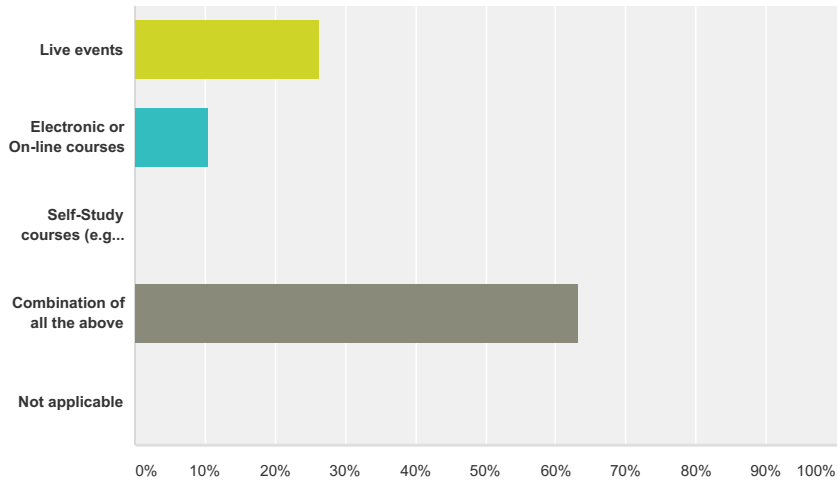


Answer Choices	Responses
One-day workshops, conferences, trainings, etc.	77.78% 14
Multiple day workshops, conferences, trainings, etc.	38.89% 7
Certification programs	27.78% 5
Electronic/online	38.89% 7
Self-study (e.g., books, articles, audio/video recordings)	22.22% 4
Other (please specify)	5.56% 1
Total Respondents: 18	

#	Other (please specify)	Date
1	I am not involved in this aspect of my company	1/16/2015 10:17 AM

Q103 How do you prefer to fulfill your CE requirements?

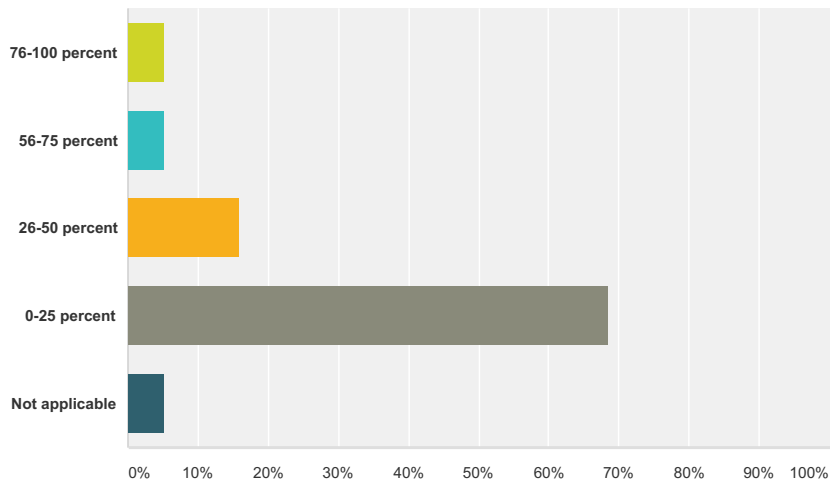
Answered: 19 Skipped: 151



Answer Choices	Responses
Live events	26.32% 5
Electronic or On-line courses	10.53% 2
Self-Study courses (e.g., reading, watching video recordings, listening to audio-tapes)	0.00% 0
Combination of all the above	63.16% 12
Not applicable	0.00% 0
Total	19

Q104 What percentage of your total CE per renewal cycle do you obtain via CAMFT education opportunities?

Answered: 19 Skipped: 151

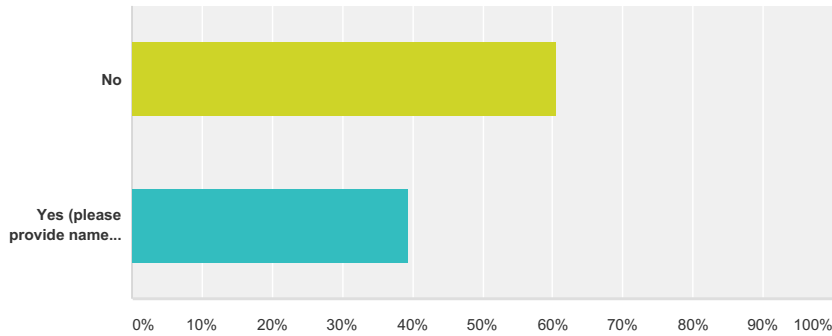


Answer Choices	Responses	
76-100 percent	5.26%	1
56-75 percent	5.26%	1
26-50 percent	15.79%	3
0-25 percent	68.42%	13
Not applicable	5.26%	1
Total		19

Demographic Survey - Clinical

Q105 Are you a member of another professional association?

Answered: 155 Skipped: 15



Answer Choices	Responses
No	60.65% 94
Yes (please provide name of association)	39.35% 61
Total	155

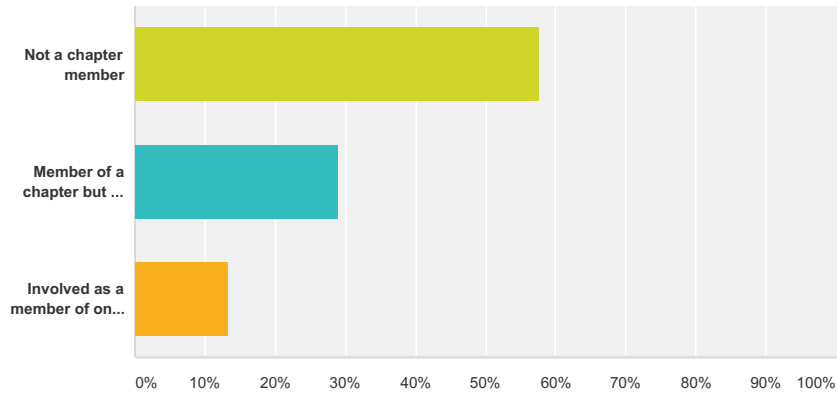
#	Yes (please provide name of association)	Date
1	AAMFT	2/9/2015 4:18 PM
2	EMDR, Somatic Experiencing, imago relationship therapy	2/6/2015 8:51 PM
3	Association of Play Therapy	2/6/2015 6:29 PM
4	IITAP	2/5/2015 8:44 PM
5	CAMFT	2/5/2015 1:32 PM
6	gains	2/5/2015 8:59 AM
7	EAPA	2/4/2015 9:13 PM
8	American Psychotherapy Assoc.	2/4/2015 7:59 PM
9	OC camft	2/4/2015 5:52 PM
10	AAMFT	2/4/2015 3:17 PM
11	EMDRIA iceft oceft	2/4/2015 2:34 PM
12	AAMFT	2/4/2015 1:17 PM
13	NASW	2/4/2015 12:49 PM
14	EAPA	2/4/2015 12:46 PM
15	AAMFT, LAGPA, ICEEFT,	2/4/2015 12:36 PM
16	Aamft	2/4/2015 11:18 AM
17	AAMFT	2/4/2015 9:38 AM
18	AAMFT	1/28/2015 11:43 AM
19	IAEDP	1/26/2015 11:09 PM
20	Psychoanalytic organization and institute	1/21/2015 10:35 PM
21	EMDRIA	1/21/2015 11:28 AM
22	EMDR, ISSTD	1/20/2015 1:38 PM
23	American Psychotherapy Association, Association of Family and Conciliation Courts, Children's Rights Council, National Association of Forensic Counselors, International Academy of Collaborative Professionals, Collaborative Professionals of California, Collaborative Divorce Solutions of Orange County	1/19/2015 7:07 PM
24	AAMFT	1/19/2015 4:43 PM
25	APA, EAPA, PIHRA, EASNA	1/19/2015 12:56 PM
26	Psychology, Division 39	1/18/2015 10:32 PM
27	ASRM	1/18/2015 9:33 PM
28	C P A	1/18/2015 8:59 PM

Demographic Survey - Clinical

29	AAMFT	1/18/2015 8:12 PM
30	EMDRIA, iaedp	1/18/2015 11:11 AM
31	emdria Amft	1/17/2015 12:36 PM
32	NAADAC	1/17/2015 8:06 AM
33	Korean AMerican Psychological Association	1/16/2015 4:20 PM
34	SHRM	1/16/2015 3:59 PM
35	OC chapter of CAMFT	1/16/2015 3:51 PM
36	American Society of Clinical Hypnosis	1/16/2015 10:19 AM
37	ICISF	1/16/2015 10:18 AM
38	AAMFT, APA	1/16/2015 10:16 AM
39	CAMFT, APA	1/16/2015 7:27 AM
40	ICEEFT, AAMFT, APT, Theraplay, OCEFT	1/15/2015 11:49 PM
41	American Psychotherapy Association	1/15/2015 10:16 PM
42	EMDRIA, Am Psychotherapy Ass, NADD, Infant Development Ass.,	1/15/2015 9:37 PM
43	AAMFT; EMDRIA	1/15/2015 8:23 PM
44	APA	1/15/2015 7:47 PM
45	AAMFT	1/15/2015 7:17 PM
46	aamft	1/15/2015 7:03 PM
47	American Association of Sex Educators, Counselors, and Therapists	1/15/2015 6:27 PM
48	AAMFT Clinical Member and Approved Supervisor	1/15/2015 6:05 PM
49	ATSS, ICISF, Southern CA Mediation Association	1/15/2015 5:51 PM
50	International Center for Excellence in Emotionally Focused Therapy	1/15/2015 5:02 PM
51	AAMFT	1/15/2015 4:50 PM
52	AAMFT, AHIMA, CHIA,	1/15/2015 4:44 PM
53	AAMFT, EMDRIA	1/15/2015 4:31 PM
54	AAMFT, EMDRIA	1/15/2015 4:20 PM
55	EMDRIA, NAADAC	1/15/2015 4:19 PM
56	Association of Threat Assessment Professionals (ATAP)	1/15/2015 4:15 PM
57	AAMFT; IFC	1/15/2015 4:04 PM
58	AAMFT, CAMFT, OCCAMFT, ACA	1/15/2015 4:01 PM
59	American Counseling Association	1/15/2015 3:55 PM
60	Camft	1/15/2015 3:51 PM
61	APA, AAMFT, IFTA	1/15/2015 3:22 PM

Q106 Are you involved in one or more CAMFT Chapters?

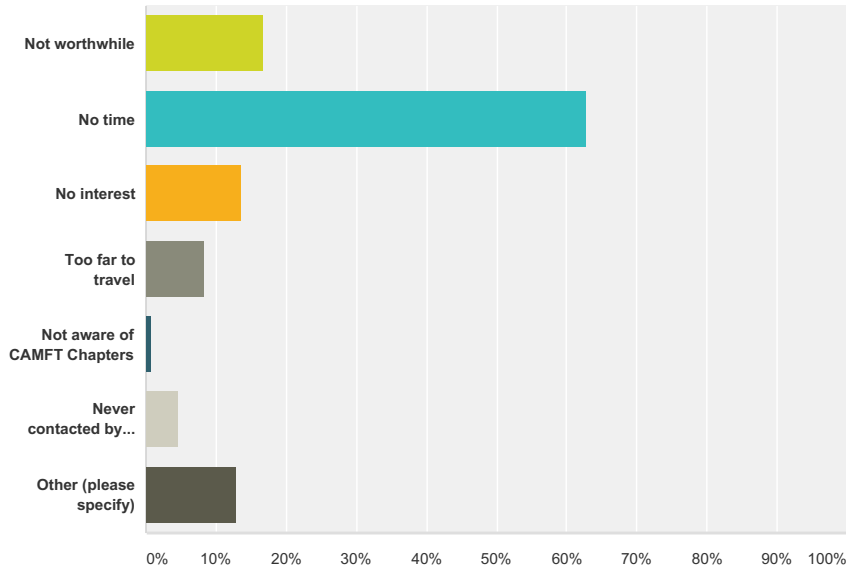
Answered: 158 Skipped: 12



Answer Choices	Responses
Not a chapter member	57.59% 91
Member of a chapter but not involved	29.11% 46
Involved as a member of one or more chapters	13.29% 21
Total	158

Q107 Why aren't you involved in a CAMFT Chapter?

Answered: 132 Skipped: 38

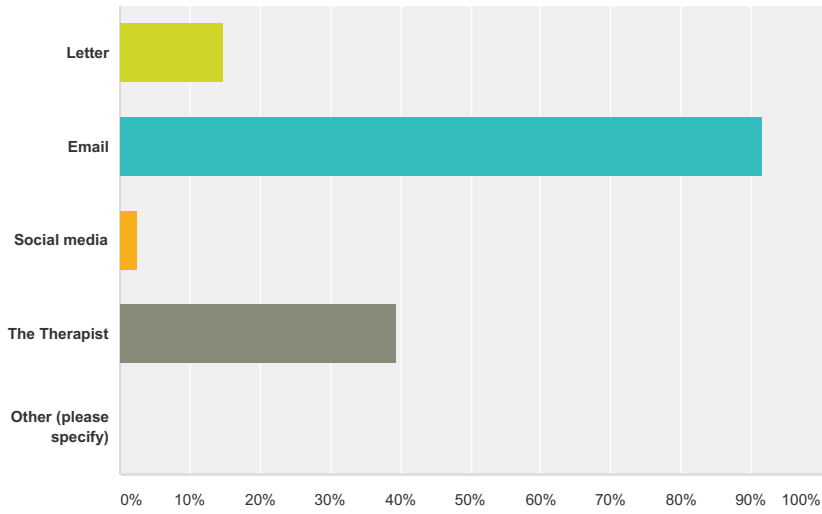


Answer Choices	Responses
Not worthwhile	16.67% 22
No time	62.88% 83
No interest	13.64% 18
Too far to travel	8.33% 11
Not aware of CAMFT Chapters	0.76% 1
Never contacted by a Chapter	4.55% 6
Other (please specify)	12.88% 17
Total Respondents: 132	

#	Other (please specify)	Date
1	Cannot afford the additional membership fee	2/4/2015 7:42 PM
2	I am involved	2/4/2015 1:03 PM
3	Limited energy	2/4/2015 12:53 PM
4	Did not garner referrals in any significant way.	1/21/2015 10:38 PM
5	couldn't get the website to accept my last dues	1/20/2015 1:40 PM
6	would like to	1/20/2015 2:14 AM
7	Meetings times conflict with my client schedule	1/19/2015 5:22 PM
8	Don't want to pay extra for this	1/19/2015 12:02 AM
9	I attend meetings	1/17/2015 8:08 AM
10	involved on a limited basis	1/16/2015 3:53 PM
11	I can only attend on Saturdays, most meetings are on Fridays	1/16/2015 10:24 AM
12	CAMFT does not help therapist increase clients/reimbursements in specific high cost areas	1/16/2015 9:24 AM
13	low quality educational offerings	1/16/2015 7:30 AM
14	not a member, but attend events. the cost of local namatodes is too high so I pay per event	1/16/2015 5:52 AM
15	Recently moved. Will be more involved in the near future	1/15/2015 11:49 PM
16	social phobia :)	1/15/2015 11:44 PM
17	just joined camft	1/15/2015 4:42 PM

Q108 How do you prefer to receive communications from CAMFT?

Answered: 155 Skipped: 15

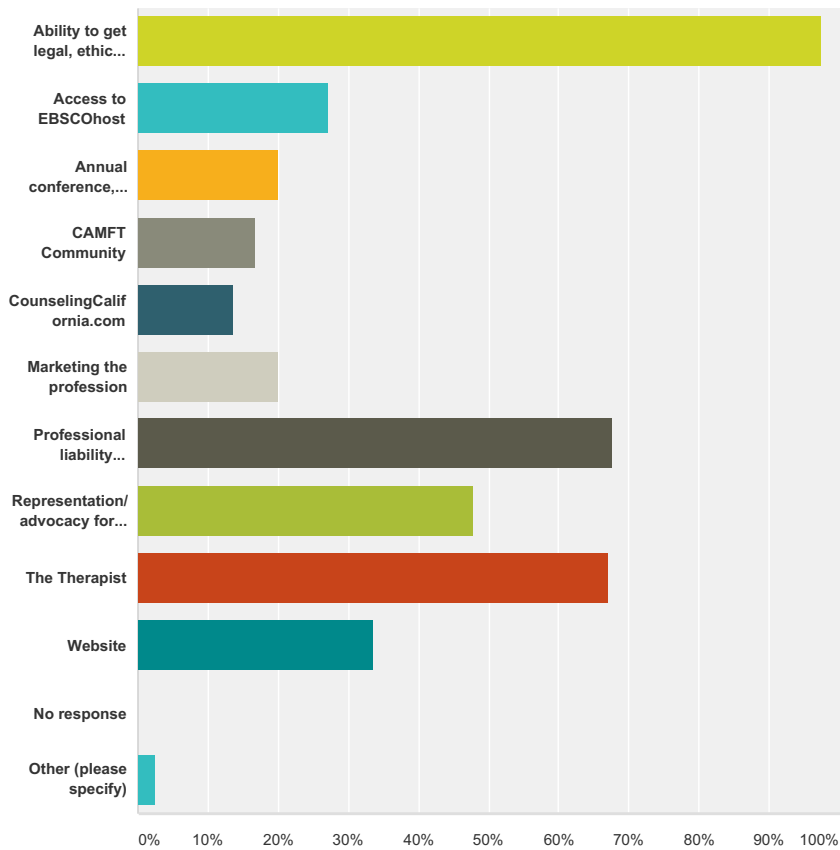


Answer Choices	Responses
Letter	14.84% 23
Email	91.61% 142
Social media	2.58% 4
The Therapist	39.35% 61
Other (please specify)	0.00% 0
Total Respondents: 155	

#	Other (please specify)	Date
	There are no responses.	

Q109 What CAMFT member benefits do you consider to be most beneficial? (Check all that apply)

Answered: 155 Skipped: 15



Answer Choices	Responses
Ability to get legal, ethical and business questions answered	97.42% 151
Access to EBSCOhost	27.10% 42
Annual conference, Fall Symposium and workshops	20.00% 31
CAMFT Community	16.77% 26
CounselingCalifornia.com	13.55% 21
Marketing the profession	20.00% 31
Professional liability insurance	67.74% 105
Representation/advocacy for the profession	47.74% 74
The Therapist	67.10% 104
Website	33.55% 52
No response	0.00% 0
Other (please specify)	2.58% 4
Total Respondents: 155	

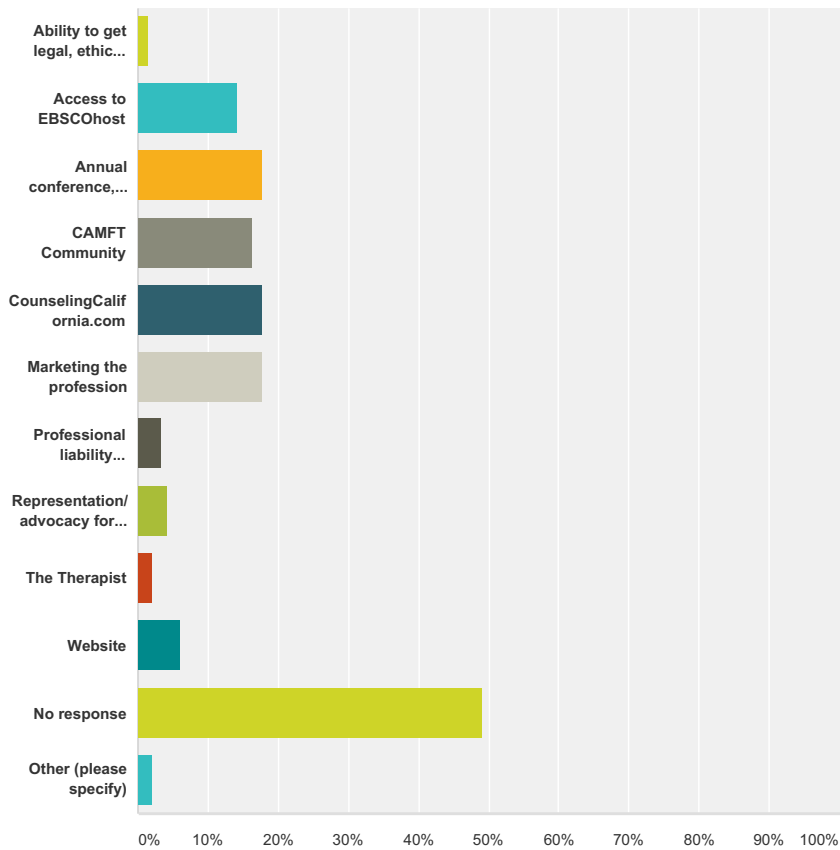
#	Other (please specify)	Date
1	Active Chapter (OC)	1/18/2015 8:18 PM
2	ethics workshops	1/16/2015 7:30 AM
3	sample forms available on the site	1/15/2015 11:49 PM

Demographic Survey - Clinical

4	link to continuing education units	1/15/2015 11:44 PM
---	--	--------------------

Q110 What CAMFT member benefits do you consider to be least beneficial? (Check all that apply)

Answered: 147 Skipped: 23



Answer Choices	Responses
Ability to get legal, ethical and business questions answered	1.36% 2
Access to EBSCOhost	14.29% 21
Annual conference, Fall Symposium and workshops	17.69% 26
CAMFT Community	16.33% 24
CounselingCalifornia.com	17.69% 26
Marketing the profession	17.69% 26
Professional liability insurance	3.40% 5
Representation/advocacy for the profession	4.08% 6
The Therapist	2.04% 3
Website	6.12% 9
No response	48.98% 72
Other (please specify)	2.04% 3
Total Respondents: 147	

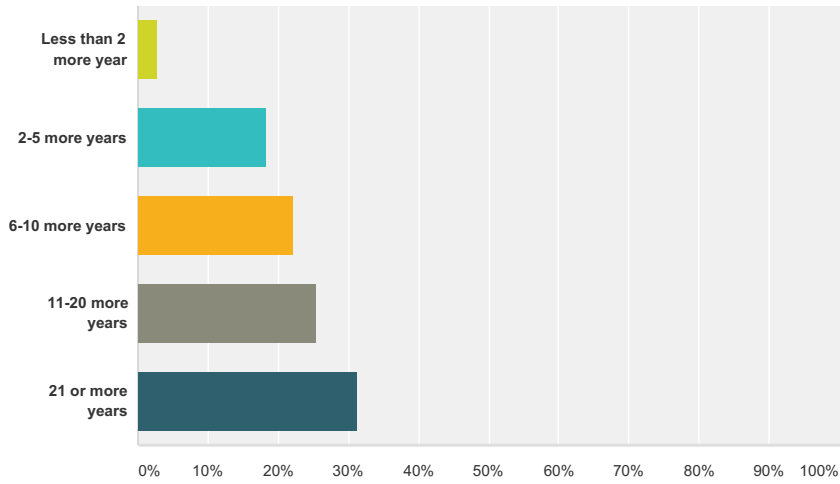
#	Other (please specify)	Date
1	Seminars always too far away or in L.A.	1/29/2015 2:31 AM

Demographic Survey - Clinical

2	We don't seem to have any ability to change our current problems with insurance companies because of the anti-trust laws. They have all the power and we have little to none. By law everyone has to have insurance now, they are a private industry and call the shots and they can pay us what they want. We have no say.	1/19/2015 10:15 AM
3	As far as I know, they do really good work.	1/17/2015 7:22 PM

Q111 I expect to remain a member of CAMFT:

Answered: 153 Skipped: 17



Answer Choices	Responses
Less than 2 more year	2.61% 4
2-5 more years	18.30% 28
6-10 more years	22.22% 34
11-20 more years	25.49% 39
21 or more years	31.37% 48
Total	153

Demographic Survey - Clinical

Q112 Comments/Feedback

Answered: 20 Skipped: 150

#	Responses	Date
1	N/A	2/4/2015 7:42 PM
2	Future uncertain	2/4/2015 12:53 PM
3	Would like to see CAMFT offer group health insurance	2/4/2015 12:38 PM
4	why weren't "females" included in an early question when "males" were, re who our clients were? also, why not more options on cultures of our clients--Middle Eastern, Hispanic, etc.	2/4/2015 10:04 AM
5	Am a Lifetime Member	1/21/2015 9:32 PM
6	survey took longer than a few minutes	1/20/2015 1:40 PM
7	How do we repeal the anti-trust laws? Who is going to spend so much time and money getting a license in psychotherapy when most of us are making so little that it is difficult to support ourselves. For having 4 years in college, 3 years of a masters, 2 licenses, and over 30+ years of experience plus the stress of working in this field and the average MFT makes \$44,000 gross a year and probably much less this year. We have no pension, no insurance, no vacation time, no sick leave, no support. and we have to pay all our overhead of office space, health insurance (\$780 per month for me), classes, etc etc. And THANK YOU SO MUCH FOR DOING THIS FOR US. WE ALL NEED EACH OTHER.	1/19/2015 10:15 AM
8	Survey Too Long	1/18/2015 8:18 PM
9	I am 72 and my practice is getting smaller and smaller. Financially I am having a hard time.	1/17/2015 7:22 PM
10	I see I need a professional will.	1/17/2015 8:08 AM
11	I would like to see a higher level of resciprocity between the different states in the country, so that MFT's would be able to just sit for a license,	1/16/2015 10:24 AM
12	too long a survey...didn't separate well 2nd positions...ie.clinical supervisors in FT work not private practice	1/16/2015 9:24 AM
13	This was longer than I realized but fun and interesting	1/15/2015 11:44 PM
14	Very pleased that CAMFT had gone back to the original by-laws advocating solely for MFTs. Wish CAMFT would be able to provide good health insurance at a reasonable premium for all of us in private practice settings!!	1/15/2015 10:47 PM
15	I am semi retired, therefor some questions are hard to answer. I have Life Membership.	1/15/2015 9:41 PM
16	This survey is too long, and it was not mentioned that this would take so much time.	1/15/2015 6:09 PM
17	survey didn't apply well to my contract work for EAP.	1/15/2015 5:52 PM
18	I teach in college for the masters program for MFTs. I fine that this is just as valuable as doing clinical work with clients. The universities need top notch professionals to help grow the next generation of MFTs in California.	1/15/2015 5:06 PM
19	Thanks for all that you do for MFT's!	1/15/2015 4:32 PM
20	This took a lot more than a few minutes. ;/	1/15/2015 4:00 PM

Demographic Survey - Clinical

Q113 Additional questions you would like to see in future demographic surveys:

Answered: 8 Skipped: 162

#	Responses	Date
1	N/A	2/4/2015 7:42 PM
2	Propositions for new titles we can be changed to since the title "Marriage and Family" therapist is severely misleading, as I rarely actually work with couples or families in my current position and has likely costed me potential clients. I am not the only MFT who feels this way.	1/19/2015 12:02 AM
3	Are you going to remain with Managed Care; Do you think CAMFT has ever helped increase fees paid in CA to LMFT--NO< NO< NO	1/16/2015 9:24 AM
4	Nope	1/15/2015 11:44 PM
5	How many times have you presented or spoken at CAMFT Conference? How many time have you presented at local Chapter?	1/15/2015 10:20 PM
6	More Employment opportunities for LMFT's in The Therapist	1/15/2015 9:41 PM
7	These were pretty extensive. Advocacy needs may be explored.	1/15/2015 6:09 PM
8	Are you happy with this profession?	1/15/2015 4:00 PM

Demographic Survey - Clinical

Q114 To be entered in the drawing for a free annual membership, please include your name as it appears on CAMFT records and your email address.

Answered: 93 Skipped: 77

#	Responses	Date
1	033996	2/9/2015 4:20 PM
2	JJ Rogers jjrogers_mft@icloud.com	2/8/2015 9:04 AM
3	Jill A. Hogan, LMFT jkhogan@cox.net	2/6/2015 9:52 PM
4	Leanne Hart Leannehart@mac.com	2/6/2015 5:14 AM
5	Amanda Chinchilla Amanda@novusmindfullife.com	2/5/2015 8:46 PM
6	Carol J. Timmons	2/4/2015 10:33 PM
7	Christy Zail christyzail@aol.com	2/4/2015 9:49 PM
8	Lois L Kennedy Lokb@aol.com	2/4/2015 9:15 PM
9	Jacqueline Gravell crgravell@aol.com	2/4/2015 7:42 PM
10	Ann Worley annworleymft@gmail.com	2/4/2015 3:19 PM
11	Jenny h Potzler jennypotzler @gmail.com	2/4/2015 2:36 PM
12	Penny Karr LCSW MFT pneuma1@pacbell.net	2/4/2015 12:53 PM
13	Deborah Phillips debphillips@gmail.com	2/4/2015 12:38 PM
14	Melissa Glaab, MFT Melissaglaab.mft@gmail.com	2/4/2015 12:17 PM
15	Regina Lindner rmlmft@aol.com	2/4/2015 11:55 AM
16	Brenda Corderman brenda@healandtrustagain.com	2/4/2015 11:32 AM
17	Julie Pearce / jpearce@ivc.edu	2/4/2015 10:04 AM
18	Linda Buck lbuckmft@gmail.com	2/4/2015 9:40 AM
19	JEANNE A. NAYLOR JEANNE.NAYLOR@GMAIL.COM	1/31/2015 8:05 PM
20	Kelly G. McBeath Kelzgmcb2@gmail.com	1/31/2015 6:56 AM
21	Charise Casiano Medeiros charisecasiano@sbcglobal.net	1/29/2015 9:22 PM
22	Linda L. Schnaible Dctrl@aol.com	1/29/2015 2:31 AM
23	Mr. An V Nguyen	1/23/2015 1:48 PM
24	Holly A Raymond Hollyrmft9@gmail.com	1/22/2015 10:47 AM
25	Mauri-Lynne Heller Mlheller@mheller.net	1/21/2015 10:38 PM
26	Michelle Gottlieb drmichelle@michellegottlieb.com	1/21/2015 11:29 AM
27	Margaret Robinson	1/20/2015 1:40 PM
28	Shelly Lawson shelly.greg@me.com	1/20/2015 2:14 AM
29	ROBERT C. THRASHER btmft@aol.com	1/19/2015 8:41 PM
30	Marvin L Chapman divorcecoachmarvinchapman@gmail.com	1/19/2015 7:09 PM
31	Tracy Palmero tracyp4@hotmail.com	1/19/2015 3:12 PM
32	Mary B. Rae mbryce711@earthlink.net	1/19/2015 1:11 PM
33	Lauren McNally	1/19/2015 12:02 AM
34	Dorothy M. Easton mzdossie@comcast.net	1/18/2015 11:28 PM
35	Barbara L Gardiner barbaragardinermtf@juno.com	1/18/2015 10:58 PM
36	Terence P. Cochran, MFT tpcochran@gmail.com	1/18/2015 10:36 PM
37	Valerie Gelb valeriegelb@hotmail.com	1/18/2015 9:35 PM
38	James Gruver drjgruver@yahoo.com	1/18/2015 9:01 PM
39	Patrick L. Healey plhealey@cox.net	1/18/2015 8:18 PM
40	Judith Allen jaa12@roadrunner.com	1/18/2015 4:48 PM
41	MaryKate Steavens, PhD, LMFT	1/17/2015 7:22 PM
42	Sheryl Baumann	1/17/2015 12:37 PM

Demographic Survey - Clinical

43	Deborah Powers Neighbors, PowerInterventions@gmail.com 949-249-8888, Thank you.	1/17/2015 8:08 AM
44	Jill Grenda LMFT Jsgren@verizon.net	1/17/2015 7:52 AM
45	Terrie Butorac Terrie@terriemft.com	1/16/2015 11:41 PM
46	Ellen Beimfohr. ellenschaller@yahoo.com	1/16/2015 7:05 PM
47	Cory Wilkin Corymft@gmail.com	1/16/2015 4:00 PM
48	Katherine R Hatala krhatala@hotmail.com	1/16/2015 3:53 PM
49	Cerina Griffin, MFT info@cerinagriffin.com	1/16/2015 2:35 PM
50	Jan Baker jib921@yahoo.com	1/16/2015 1:15 PM
51	Penny Joss Fletcher pennyjf@sbcglobal.net	1/16/2015 12:47 PM
52	Darla Kay Morfin Darlamorfin@gmail.com	1/16/2015 10:42 AM
53	Murray S. Kaufman, MA.LMFT.NBCFCH mk@irvinecounselingandhypnosis.com	1/16/2015 10:24 AM
54	James M Donckels Donckels.woods@Verizon.net	1/16/2015 10:22 AM
55	Theresa Massey familytherapy@hotmail.com	1/16/2015 9:14 AM
56	Jennifer yi. Miss.jennifer.yi@Gmail.com	1/16/2015 9:12 AM
57	Rigo Brueck rigob@gmx.net	1/16/2015 7:30 AM
58	Lynn Klock lynnmft@yahoo.com	1/16/2015 7:02 AM
59	Erin Pollard 1151 Dove St, suite 245 Newport Beach, CA 92663	1/16/2015 5:52 AM
60	Rosemary Sara Chesters amavita@sbcglobal.net	1/16/2015 3:16 AM
61	Kristie Cain Caincounseling@gmail.com	1/15/2015 11:50 PM
62	Jeanne M Munsell jeanne.munsell@yahoo.com	1/15/2015 11:46 PM
63	Roxanne Boddie-Smith roxinthebox@cox.net	1/15/2015 11:44 PM
64	Lisa M. Stanton lisa@lismstanton.com	1/15/2015 10:47 PM
65	Sandra M. Klonsky, M.A. enjoyinlife@cox.net	1/15/2015 9:46 PM
66	Randie J Lander rjlander@yahoo.com	1/15/2015 9:31 PM
67	Nancy Celio nancelio@sbcglobal.net	1/15/2015 9:23 PM
68	Tamara Perez Tamaraperezmft@yahoo.com	1/15/2015 9:02 PM
69	Valerie Foster-Young, PsyD, LMFT	1/15/2015 8:25 PM
70	Sonnee Weedn, Ph.D. Drsonnee@aol.com	1/15/2015 7:49 PM
71	Donald W Harris Dwhmft@ymail.com	1/15/2015 7:19 PM
72	Jason Kin Wah Pon jason.k.pon@gmail.com	1/15/2015 6:57 PM
73	Tinaz S. Vevaina Tinazzevaina@gmail.com	1/15/2015 6:09 PM
74	Joseph Maizlish jmaizlish@igc.org	1/15/2015 5:52 PM
75	Kimberly Akamine kakamine@pacbell.net	1/15/2015 5:06 PM
76	Lisa Langdale LisaLangdaleMFT@yahoo.com	1/15/2015 5:06 PM
77	robert simpson rdsimpson@aol.com	1/15/2015 4:54 PM
78	Lori Breeden-Gomez Loribreedenmft@yahoo.com	1/15/2015 4:52 PM
79	Annie L. Chapman-Brogger anniebrogger@yahoo.com	1/15/2015 4:50 PM
80	Laura Powell laurapowell_1985@yahoo.com	1/15/2015 4:48 PM
81	Veronica Martinez veronica71405@hotmail.com	1/15/2015 4:45 PM
82	Jennifer Yates Jenn4774@yahoo.com	1/15/2015 4:42 PM
83	Debra Poulalion dpoulalion@ochca.com	1/15/2015 4:32 PM
84	Melanie T Coughlin mcoughlin@cox.net	1/15/2015 4:22 PM
85	Jason Odegaard odieman99@hotmail.com	1/15/2015 4:21 PM
86	HeleneMickey Wilson mickey@tgiff.com	1/15/2015 4:05 PM
87	Felicia Oviedo feliciaoviedo@yahoo.com	1/15/2015 4:03 PM
88	Judith A Giacinto judy.giacinto@kp.org	1/15/2015 3:47 PM
89	Stephen A Odum Stephen@simple-recovery.com	1/15/2015 3:44 PM
90	Dr. Debra J. Lee-Moreno debrathedoc@gmail.com	1/15/2015 3:38 PM
91	Katherine Vilchez Kathav@aol.com	1/15/2015 3:37 PM
92	Grace Hutchinson Ghutchinsonmft@aol.com	1/15/2015 3:34 PM

Demographic Survey - Clinical

93	I am a life member	1/15/2015 3:23 PM
----	--------------------	-------------------