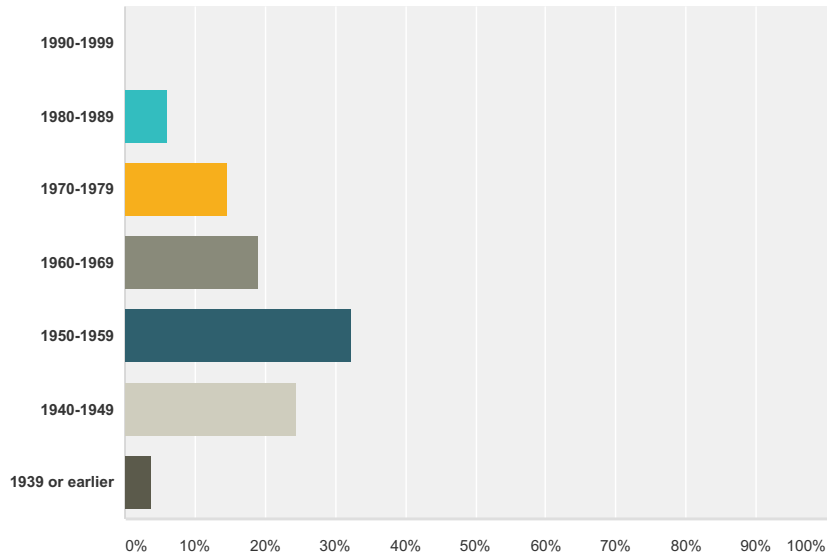


# Demographic Survey - Clinical

## Q1 What year were you born?

Answered: 164 Skipped: 3

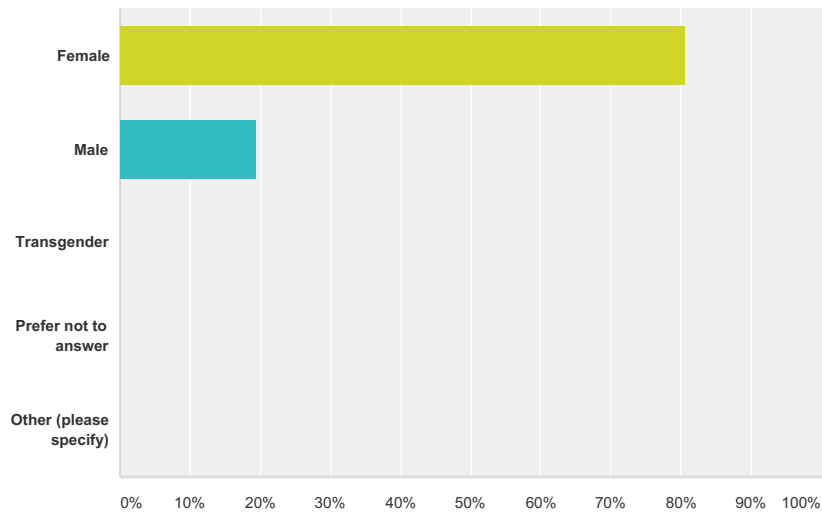


Answer Choices	Responses	
1990-1999	0.00%	0
1980-1989	6.10%	10
1970-1979	14.63%	24
1960-1969	18.90%	31
1950-1959	32.32%	53
1940-1949	24.39%	40
1939 or earlier	3.66%	6
<b>Total</b>		<b>164</b>

# Demographic Survey - Clinical

## Q2 What is your gender identity?

Answered: 165 Skipped: 2



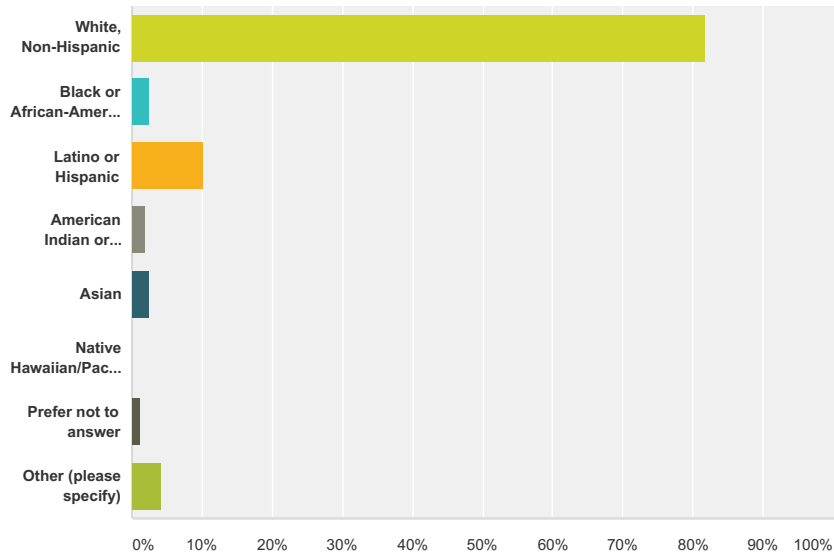
Answer Choices	Responses
Female	80.61% 133
Male	19.39% 32
Transgender	0.00% 0
Prefer not to answer	0.00% 0
Other (please specify)	0.00% 0
<b>Total</b>	<b>165</b>

#	Other (please specify)	Date
	There are no responses.	

# Demographic Survey - Clinical

## Q3 What is your race/ethnic origin? (Check all that apply)

Answered: 166 Skipped: 1

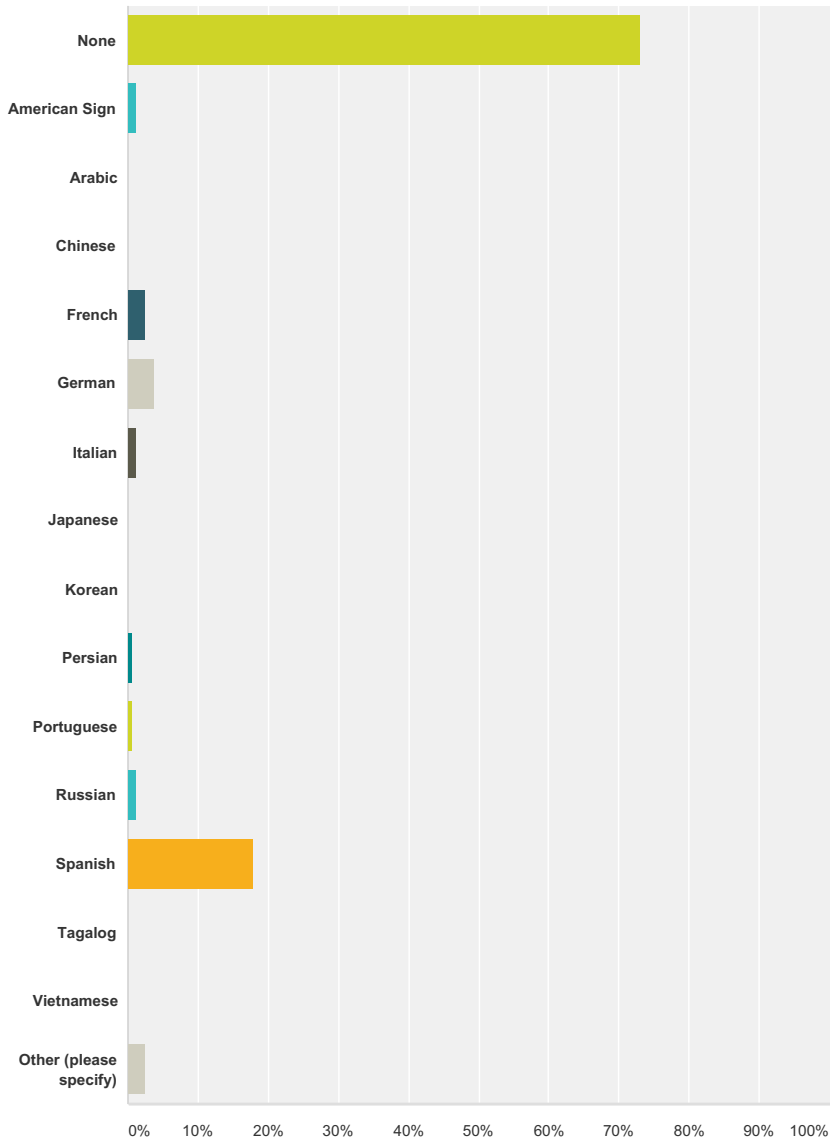


Answer Choices	Responses
White, Non-Hispanic	81.93% 136
Black or African-American	2.41% 4
Latino or Hispanic	10.24% 17
American Indian or Alaskan Native	1.81% 3
Asian	2.41% 4
Native Hawaiian/Pacific Islander	0.00% 0
Prefer not to answer	1.20% 2
Other (please specify)	4.22% 7
<b>Total Respondents: 166</b>	

#	Other (please specify)	Date
1	Portuguese	2/5/2015 12:55 PM
2	Quebec	2/4/2015 12:06 PM
3	1/2 Japanese 1/2 Mexican-American	1/21/2015 9:29 PM
4	Persian	1/16/2015 9:56 AM
5	caucasian	1/15/2015 8:06 PM
6	Middle Eastern	1/15/2015 7:25 PM
7	Mixed Races	1/15/2015 3:18 PM

**Q4 What language(s) do you speak in addition to English? (Check all that apply)**

Answered: 156 Skipped: 11



Answer Choices	Responses	Count
None	73.08%	114
American Sign	1.28%	2
Arabic	0.00%	0
Chinese	0.00%	0
French	2.56%	4
German	3.85%	6
Italian	1.28%	2
Japanese	0.00%	0
Korean	0.00%	0
Persian	0.64%	1

## Demographic Survey - Clinical

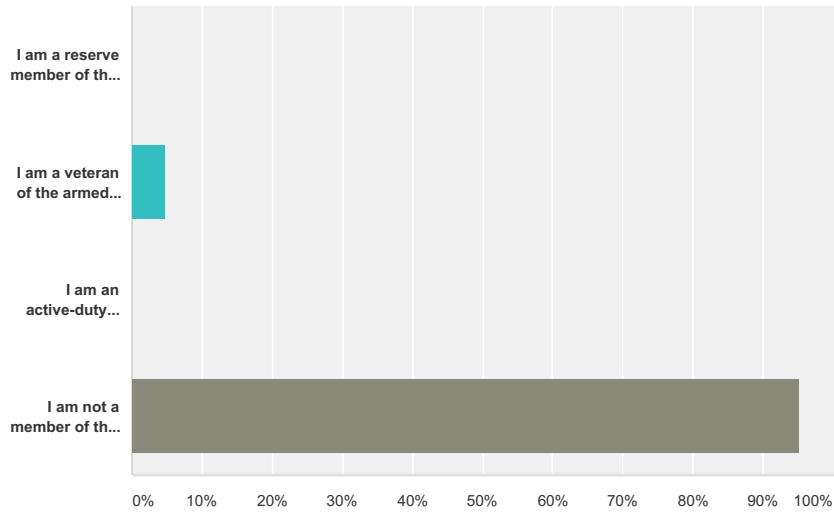
Portuguese	0.64%	1
Russian	1.28%	2
Spanish	17.95%	28
Tagalog	0.00%	0
Vietnamese	0.00%	0
Other (please specify)	2.56%	4
<b>Total Respondents: 156</b>		

#	Other (please specify)	Date
1	Spanish	1/16/2015 2:15 PM
2	Farsi/Dari	1/15/2015 7:25 PM
3	Hebrew	1/15/2015 5:32 PM
4	Turkish	1/15/2015 3:26 PM

# Demographic Survey - Clinical

## Q5 Are you a member of the armed service?

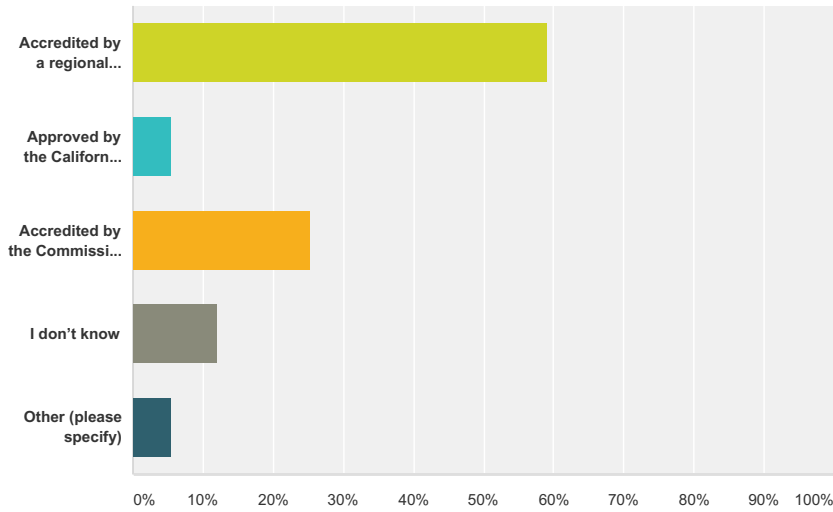
Answered: 164 Skipped: 3



Answer Choices	Responses
I am a reserve member of the armed service	0.00% 0
I am a veteran of the armed service	4.88% 8
I am an active-duty member of the armed service	0.00% 0
I am not a member of the armed service	95.12% 156
<b>Total</b>	<b>164</b>

### Q6 Did you graduate from an accredited or state approved school?

Answered: 166 Skipped: 1

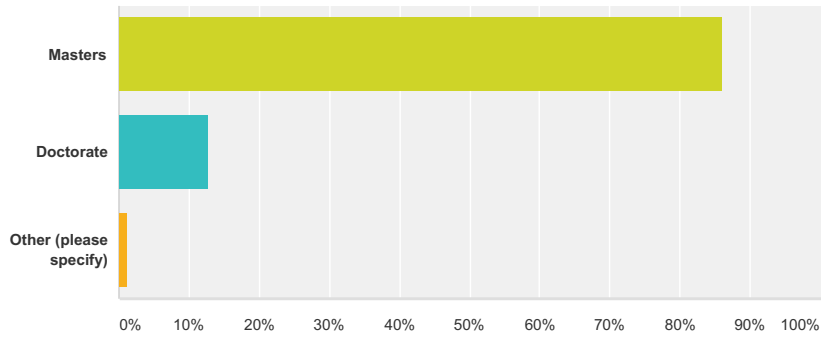


Answer Choices	Responses
Accredited by a regional accrediting body (e.g., Western Association of Schools and Colleges)	59.04% 98
Approved by the California Bureau of Private, Postsecondary and Vocational Education or its equivalent	5.42% 9
Accredited by the Commission on Accreditation for Marriage and Family Therapy Education (COAMFTE)	25.30% 42
I don't know	12.05% 20
Other (please specify)	5.42% 9
<b>Total Respondents: 166</b>	

#	Other (please specify)	Date
1	Pepperdine University	2/4/2015 4:06 PM
2	University of Humanistic Studies that was non accredited	2/4/2015 12:08 PM
3	SDSU	1/16/2015 6:25 PM
4	Not applicab;e	1/15/2015 5:31 PM
5	minnesota university	1/15/2015 4:31 PM
6	CSUS	1/15/2015 4:29 PM
7	It was accredited, but I'm unsure by what board/agency	1/15/2015 3:23 PM
8	JFKennedy University	1/15/2015 3:17 PM
9	cacrep	1/15/2015 2:54 PM

**Q7 What is the highest relevant degree you have earned related to psychotherapy?**

Answered: 165 Skipped: 2



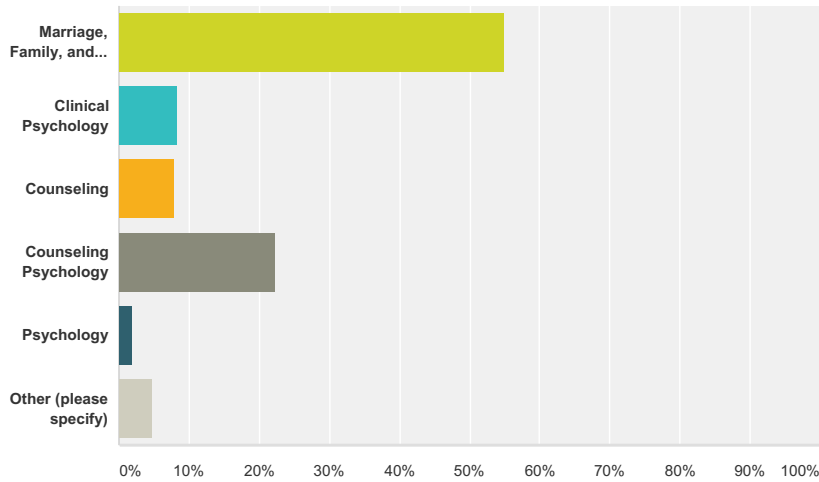
Answer Choices	Responses
Masters	86.06% 142
Doctorate	12.73% 21
Other (please specify)	1.21% 2
<b>Total</b>	<b>165</b>

#	Other (please specify)	Date
1	masters plus some PHD work	1/16/2015 8:18 AM
2	MS and MEd	1/15/2015 3:41 PM



**Q8 What is the subject area of your highest relevant degree related to psychotherapy?**

Answered: 166 Skipped: 1

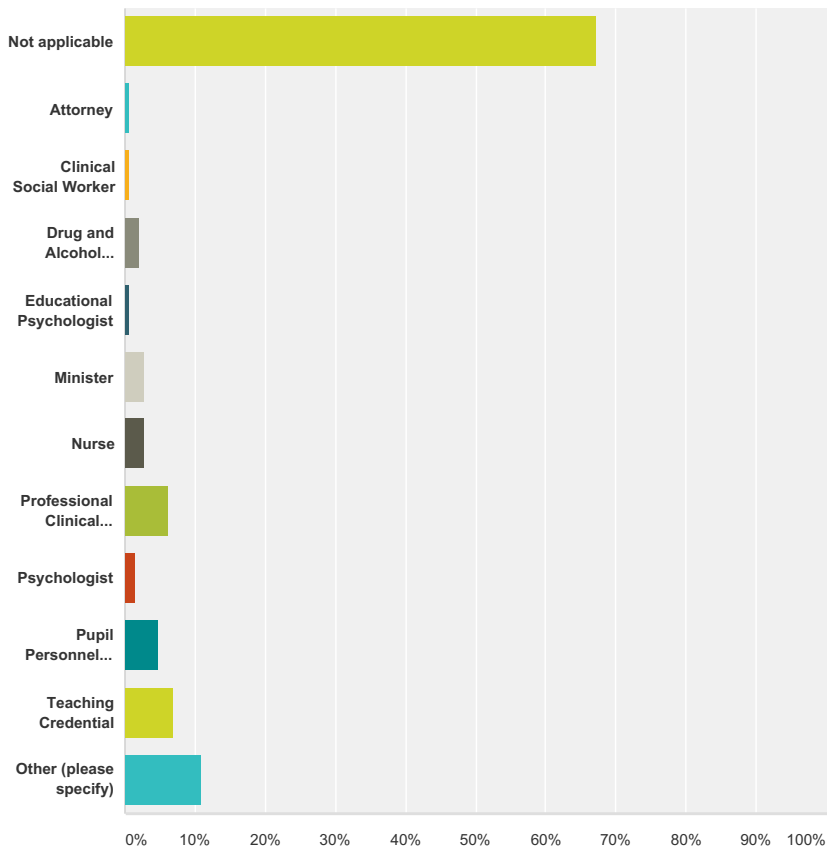


Answer Choices	Responses
Marriage, Family, and Child Counseling/Marital and Family Therapy	54.82% 91
Clinical Psychology	8.43% 14
Counseling	7.83% 13
Counseling Psychology	22.29% 37
Psychology	1.81% 3
Other (please specify)	4.82% 8
<b>Total</b>	<b>166</b>

#	Other (please specify)	Date
1	MSN psychiatric nursing	2/5/2015 3:02 PM
2	Community/Clinical Psychology	2/2/2015 10:51 AM
3	Transpersonal Psychology	1/26/2015 8:13 PM
4	expressive arts therapy	1/16/2015 9:13 AM
5	Educational Psychology/Industrial Psychology emphasis also	1/15/2015 6:58 PM
6	other	1/15/2015 5:31 PM
7	social work	1/15/2015 4:08 PM
8	Somatic Psychology	1/15/2015 3:17 PM

**Q9 Which additional California credentials/licenses do you hold? (Check all that apply)**

Answered: 146 Skipped: 21



Answer Choices	Responses
Not applicable	67.12% 98
Attorney	0.68% 1
Clinical Social Worker	0.68% 1
Drug and Alcohol Counselor	2.05% 3
Educational Psychologist	0.68% 1
Minister	2.74% 4
Nurse	2.74% 4
Professional Clinical Counselor	6.16% 9
Psychologist	1.37% 2
Pupil Personnel Services	4.79% 7
Teaching Credential	6.85% 10
Other (please specify)	10.96% 16
<b>Total Respondents: 146</b>	

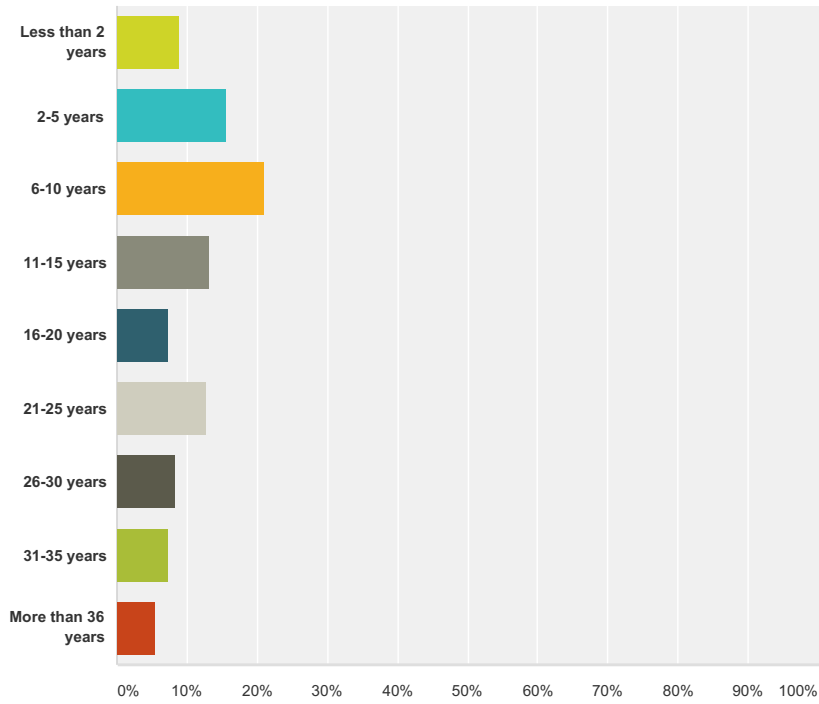
#	Other (please specify)	Date
1	RPT-S, AAMFT Supervisor	2/5/2015 7:13 PM
2	art therapy credential, yoga alliance regis.	2/5/2015 3:02 PM
3	RYT Registered yoga teacher & Certified Life Coach	2/4/2015 4:06 PM

## Demographic Survey - Clinical

4	Registered Dental Hygienist	1/18/2015 6:03 PM
5	Drivers,	1/16/2015 8:15 PM
6	Crisis Intervention Specialist	1/16/2015 9:45 AM
7	Registered Expressive Arts Therapist	1/16/2015 9:13 AM
8	Real Estate Lic.	1/16/2015 8:18 AM
9	CBT, Art Th	1/16/2015 6:01 AM
10	Marriage and Family Therapy	1/15/2015 8:37 PM
11	Group Home Administrator	1/15/2015 8:26 PM
12	MFT	1/15/2015 8:08 PM
13	Certified Clinical Trauma Professional	1/15/2015 4:26 PM
14	speech pathology	1/15/2015 3:58 PM
15	Alcohol and Drug Certification ..UCSD	1/15/2015 3:41 PM
16	Clinical Hypnotherapy, Mindful Change Coach	1/15/2015 3:17 PM

**Q10 How many years have you been licensed as an MFT?**

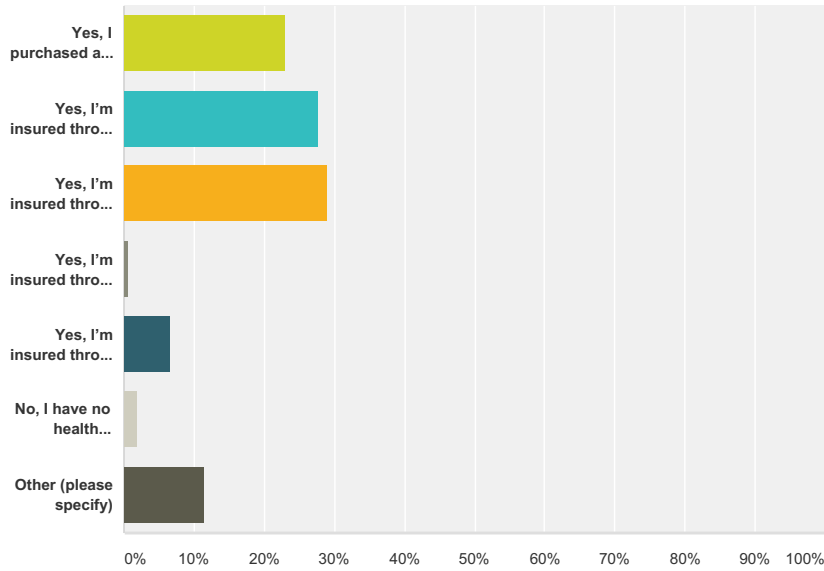
Answered: 166 Skipped: 1



Answer Choices	Responses	
Less than 2 years	9.04%	15
2-5 years	15.66%	26
6-10 years	21.08%	35
11-15 years	13.25%	22
16-20 years	7.23%	12
21-25 years	12.65%	21
26-30 years	8.43%	14
31-35 years	7.23%	12
More than 36 years	5.42%	9
<b>Total</b>		<b>166</b>

**Q11 Do you have health insurance for your personal medical care?**

Answered: 166 Skipped: 1



Answer Choices	Responses
Yes, I purchased a private plan	22.89% 38
Yes, I'm insured through my employer	27.71% 46
Yes, I'm insured through my spouse/partner	28.92% 48
Yes, I'm insured through CAMFT's guaranteed issue health plan	0.60% 1
Yes, I'm insured through Covered California	6.63% 11
No, I have no health insurance	1.81% 3
Other (please specify)	11.45% 19
<b>Total</b>	<b>166</b>

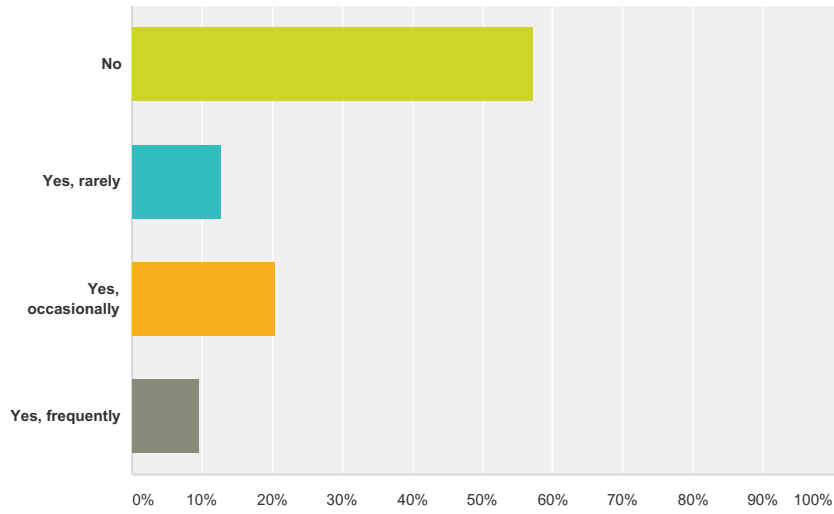
#	Other (please specify)	Date
1	VA	2/4/2015 11:07 AM
2	I have MediCare	2/4/2015 10:14 AM
3	Medi Share program	1/22/2015 11:37 AM
4	Medicare A/B	1/19/2015 6:24 PM
5	Medicare	1/17/2015 12:00 PM
6	Medicare	1/16/2015 10:15 PM
7	Medicare/Kaiser	1/16/2015 8:18 PM
8	Retired Federal Employee Health Insurance	1/16/2015 9:48 AM
9	Medicare	1/16/2015 9:24 AM
10	medicare and supplemental insurance	1/15/2015 8:27 PM
11	TRICARE	1/15/2015 8:23 PM
12	Ensured with previous employer/retired	1/15/2015 7:00 PM
13	Medicare	1/15/2015 6:47 PM
14	MediCare	1/15/2015 5:33 PM
15	MediCare	1/15/2015 5:01 PM
16	Medicare	1/15/2015 4:32 PM
17	medicare	1/15/2015 4:10 PM

## Demographic Survey - Clinical

18	MediCare	1/15/2015 3:21 PM
19	MediCare and TriCare for Life	1/15/2015 3:17 PM

**Q12 Within the last two years, have you received personal psychotherapy?**

Answered: 166 Skipped: 1

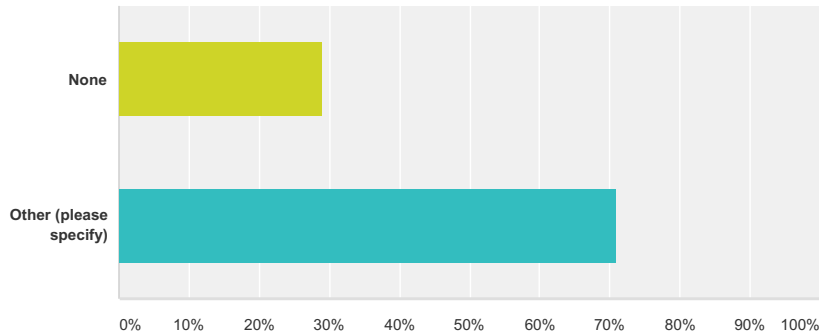


Answer Choices	Responses	
No	57.23%	95
Yes, rarely	12.65%	21
Yes, occasionally	20.48%	34
Yes, frequently	9.64%	16
<b>Total</b>		<b>166</b>

# Demographic Survey - Clinical

## Q13 What was your career before becoming an LMFT?

Answered: 165 Skipped: 2



Answer Choices	Responses
None	29.09% 48
Other (please specify)	70.91% 117
<b>Total</b>	<b>165</b>

#	Other (please specify)	Date
1	crisis counselor in a DV shelter	2/9/2015 4:27 PM
2	Insurance	2/7/2015 9:39 AM
3	Aviation industry	2/6/2015 4:19 PM
4	Minister	2/6/2015 12:10 PM
5	Case Manager	2/5/2015 7:14 PM
6	educator	2/5/2015 6:11 PM
7	nurse	2/5/2015 3:03 PM
8	Teacher	2/5/2015 12:57 PM
9	probation officer	2/5/2015 10:31 AM
10	Secretary	2/4/2015 8:30 PM
11	Medical social worker	2/4/2015 8:18 PM
12	Customer service in insurance	2/4/2015 6:54 PM
13	Master levela clinical counselor	2/4/2015 4:45 PM
14	Registered Nurse	2/4/2015 4:36 PM
15	Social worker in Canada	2/4/2015 12:10 PM
16	waitress	2/4/2015 11:23 AM
17	Army	2/4/2015 11:07 AM
18	Interior designer	2/4/2015 10:25 AM
19	Corporate Trainer	2/4/2015 10:14 AM
20	a stay at home mom of three wonderful boys!	2/4/2015 9:35 AM
21	Business	2/3/2015 6:24 PM
22	nonprofit management	1/25/2015 7:19 PM
23	Work with DD individuals	1/22/2015 6:17 PM
24	Manager - electronics	1/22/2015 3:51 PM
25	Care coordinator at non profit	1/22/2015 11:37 AM
26	Outside Sales Rep	1/21/2015 9:34 PM
27	nurse	1/21/2015 12:33 PM
28	health educator/program manager	1/21/2015 8:29 AM
29	Instructor	1/19/2015 6:24 PM



## Demographic Survey - Clinical

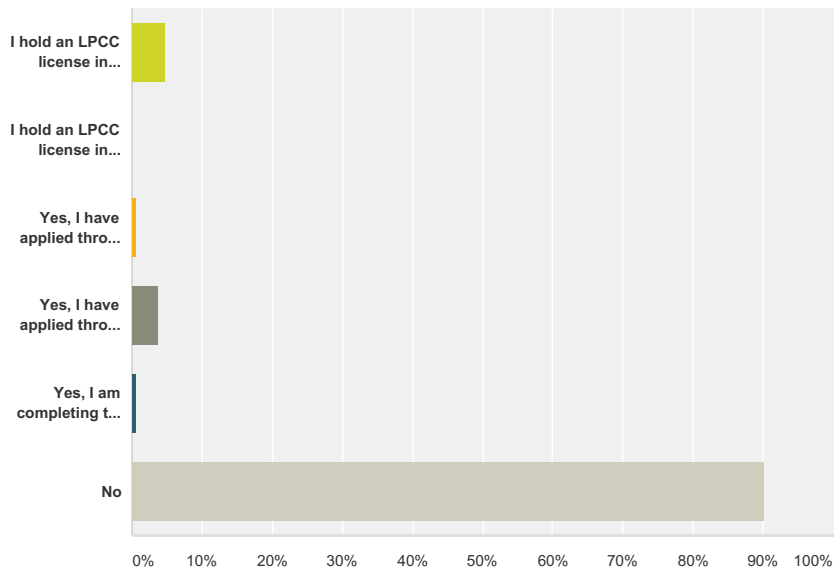
30	executive secretary	1/19/2015 5:54 PM
31	Correctional Counselor	1/19/2015 5:36 PM
32	social services, just at a lower level	1/19/2015 3:47 PM
33	Chief Financial Officer	1/19/2015 11:14 AM
34	Dental Hygienist	1/18/2015 6:06 PM
35	Probation Officer; Architectural/Mechanical Draftswoman	1/18/2015 11:59 AM
36	teaching	1/18/2015 9:34 AM
37	Engineer	1/18/2015 7:59 AM
38	contractor	1/17/2015 11:25 PM
39	Banking Real Estate	1/17/2015 6:35 PM
40	Real Estate	1/17/2015 5:13 PM
41	MD. pediatrician ( retired )	1/17/2015 12:00 PM
42	Law	1/17/2015 11:57 AM
43	Cable spicer, teacher, store manager, banker, etc	1/16/2015 10:15 PM
44	Mental Health Technician	1/16/2015 8:55 PM
45	Many. Have BA in Physica. Corporate Management. Sales Management. Contractor of a while. and so on.	1/16/2015 8:18 PM
46	Protective Services Worker	1/16/2015 7:03 PM
47	Business Management	1/16/2015 6:26 PM
48	business	1/16/2015 5:56 PM
49	Heath Care Administration	1/16/2015 5:17 PM
50	School counselor and teacher	1/16/2015 4:53 PM
51	financial planner	1/16/2015 4:23 PM
52	Attorney	1/16/2015 4:01 PM
53	preschool teacher	1/16/2015 3:19 PM
54	Academic counseling	1/16/2015 2:39 PM
55	grocery clerk	1/16/2015 2:17 PM
56	pastoral counselor	1/16/2015 1:08 PM
57	Manager/Event Coordinator	1/16/2015 11:59 AM
58	education	1/16/2015 10:55 AM
59	Social work, non profit administration	1/16/2015 10:26 AM
60	A chemist	1/16/2015 9:59 AM
61	Federal Law Enforcement	1/16/2015 9:48 AM
62	Pastor	1/16/2015 9:24 AM
63	artist	1/16/2015 9:15 AM
64	Chef	1/16/2015 9:14 AM
65	Work Comp Counselor, Business owner of Floris & Exotic Flower Grower, Massage Therapist,	1/16/2015 8:22 AM
66	psychologist in Germany	1/16/2015 7:04 AM
67	speech pathologist	1/16/2015 6:03 AM
68	Law enforcement	1/16/2015 4:57 AM
69	counseling	1/15/2015 10:01 PM
70	Business Management/Private Sector	1/15/2015 9:38 PM
71	social worker	1/15/2015 9:09 PM
72	Fundraising	1/15/2015 9:08 PM
73	City Planner	1/15/2015 8:55 PM
74	Computer Programer	1/15/2015 8:40 PM
75	sales and marketing	1/15/2015 8:40 PM
76	Career Counselor and college administrator	1/15/2015 8:28 PM
77	Administrative/Executive Secretary	1/15/2015 8:28 PM
78	Legal secretary	1/15/2015 8:27 PM
79	career counselor	1/15/2015 8:27 PM

## Demographic Survey - Clinical

80	Human Resources	1/15/2015 8:23 PM
81	corporate: medical office	1/15/2015 8:17 PM
82	mental health professional	1/15/2015 8:09 PM
83	lab assistant	1/15/2015 8:01 PM
84	retail, teacher	1/15/2015 7:39 PM
85	Teacher	1/15/2015 7:34 PM
86	Counselor	1/15/2015 7:21 PM
87	Forensic Psychologist, School Psychologist; caseworker	1/15/2015 7:00 PM
88	RN	1/15/2015 6:47 PM
89	Interior Designer	1/15/2015 6:47 PM
90	Licensed Professional Clinical Counselor - in another state	1/15/2015 6:31 PM
91	Special education	1/15/2015 6:26 PM
92	Physical Oceanographer	1/15/2015 6:13 PM
93	Office manager	1/15/2015 5:44 PM
94	Accounting	1/15/2015 5:40 PM
95	history teacher, automotive mechanic	1/15/2015 5:34 PM
96	Asiistant Professor, School of Social Work	1/15/2015 5:33 PM
97	Middle School Teacher	1/15/2015 5:30 PM
98	Technology	1/15/2015 5:26 PM
99	Teacher	1/15/2015 5:19 PM
100	Teacher	1/15/2015 5:01 PM
101	administrator at a CBO	1/15/2015 4:36 PM
102	Licensed Psychologist in Minnesota	1/15/2015 4:32 PM
103	Medical software programmer	1/15/2015 4:27 PM
104	Stay at home mom	1/15/2015 4:19 PM
105	teacher	1/15/2015 4:10 PM
106	Speech Pathologist	1/15/2015 3:59 PM
107	teacher elementary level	1/15/2015 3:47 PM
108	School Counselor	1/15/2015 3:41 PM
109	Administrator	1/15/2015 3:38 PM
110	Flight Attendant	1/15/2015 3:21 PM
111	engineer, mediator, negotiator	1/15/2015 3:18 PM
112	volunteer at church faith formation program, schools, information specialist in industrial library for major chemical company, assistant to Ph.D research chemist	1/15/2015 3:18 PM
113	CPS social worker	1/15/2015 3:18 PM
114	Missionary, Secretary, Home School Teacher	1/15/2015 3:17 PM
115	Career Counselor	1/15/2015 3:17 PM
116	Customer service	1/15/2015 3:10 PM
117	Business Owner	1/15/2015 2:51 PM

**Q14 Do you plan to apply for, or are you in the process of obtaining, LPCC licensure in California?**

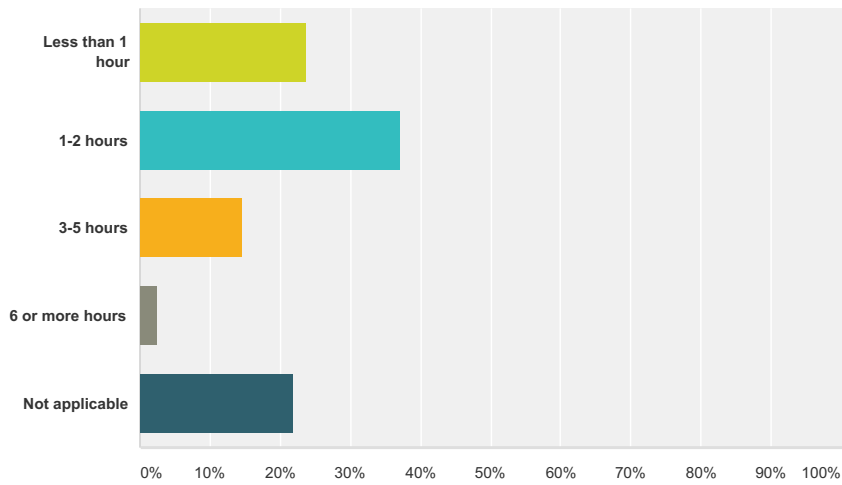
Answered: 164 Skipped: 3



Answer Choices	Responses
I hold an LPCC license in California obtained through the "grandparenting" process	4.88% 8
I hold an LPCC license in California obtained through the "traditional" path	0.00% 0
Yes, I have applied through the "grandparenting" process and am currently completing my deficiencies	0.61% 1
Yes, I have applied through the "grandparenting" process, but am no longer pursuing the LPCC licensure	3.66% 6
Yes, I am completing the "traditional" path toward the LPCC licensure	0.61% 1
No	90.24% 148
<b>Total</b>	<b>164</b>

**Q15 On average, how many hours per week do you devoted to volunteer or pro-bono therapy?**

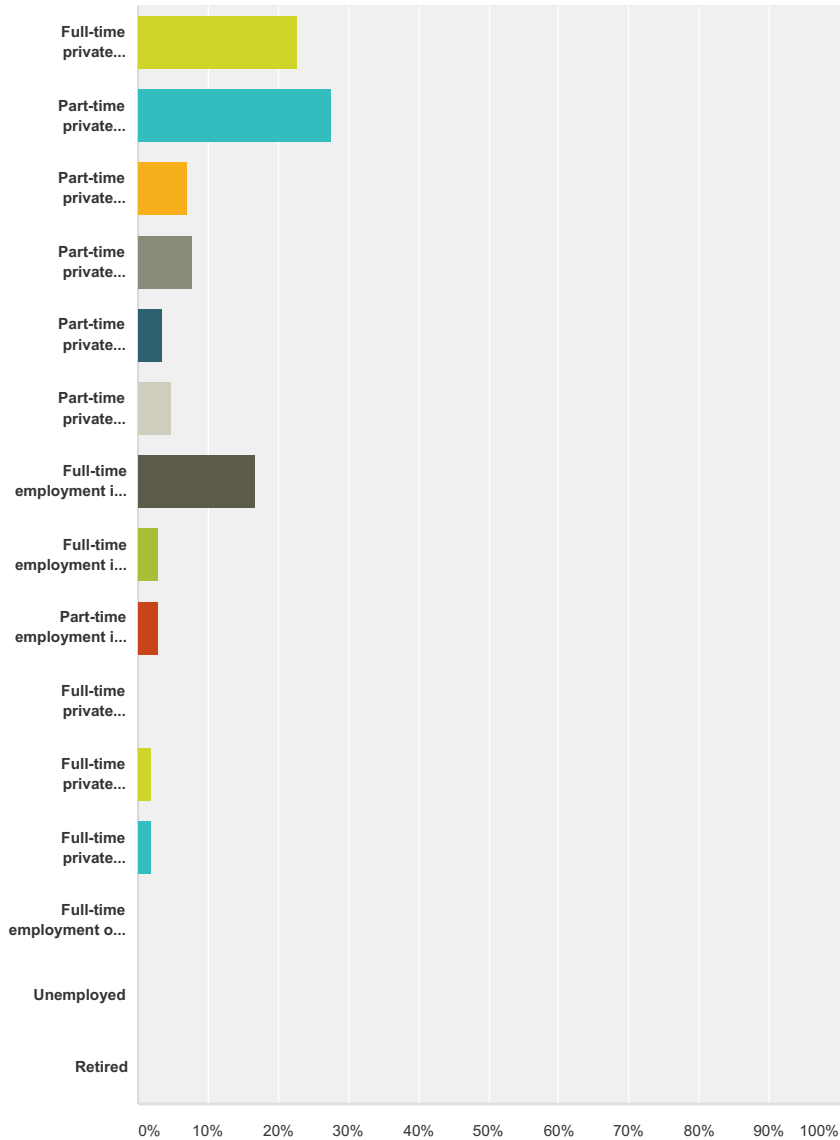
Answered: 164 Skipped: 3



Answer Choices	Responses
Less than 1 hour	23.78% 39
1-2 hours	37.20% 61
3-5 hours	14.63% 24
6 or more hours	2.44% 4
Not applicable	21.95% 36
<b>Total</b>	<b>164</b>

**Q16 Which of the following best describes your status? (Note: Full-time is 20 or more hours a week and part-time is fewer than 20 hours a week)**

Answered: 167 Skipped: 0



Answer Choices	Responses
Full-time private practice (20 or more hours per week) only	22.75% 38
Part-time private practice (fewer than 20 hours per week) only	27.54% 46
Part-time private practice and full-time employment in a clinical position	7.19% 12
Part-time private practice and part-time employment in a clinical position	7.78% 13
Part-time private practice and full-time employment in a non-clinical position	3.59% 6
Part-time private practice and part-time employment in a non-clinical position	4.79% 8
Full-time employment in a clinical position (not private practice) only	16.77% 28
Full-time employment in a clinical position (not private practice) and part-time in a non-clinical position	2.99% 5
Part-time employment in a clinical position (not private practice) and part-time employment in a non-clinical position	2.99% 5

## Demographic Survey - Clinical

Full-time private practice and full-time employment in a clinical position	0.00%	0
Full-time private practice and part-time employment in a clinical position	1.80%	3
Full-time private practice and full-time employment in a non-clinical position	1.80%	3
Full-time employment or in business doing non-clinical work	0.00%	0
Unemployed	0.00%	0
Retired	0.00%	0
<b>Total</b>		<b>167</b>

# Demographic Survey - Clinical

## Q17 What is your average annual income (before taxes)?

Answered: 0 Skipped: 167

! No matching responses.

Answer Choices	Responses
Less than \$20,000 per year	0.00% 0
\$20,000-\$34,999 per year	0.00% 0
\$35,000-\$44,999 per year	0.00% 0
\$45,000-\$54,999 per year	0.00% 0
\$55,000-\$64,999 per year	0.00% 0
\$65,000-\$79,999 per year	0.00% 0
\$80,000-\$99,999 per year	0.00% 0
\$100,000-\$125,999 per year	0.00% 0
\$126,000-\$149,999 per year	0.00% 0
\$150,000-\$174,999 per year	0.00% 0
\$175,000-\$199,999 per year	0.00% 0
More than \$200,000 per year	0.00% 0
Not applicable	0.00% 0
<b>Total</b>	<b>0</b>

## Demographic Survey - Clinical

### Q18 Do you work in any of the following setting? (Check all that apply)

Answered: 0 Skipped: 167

! No matching responses.

Answer Choices	Responses	
College or University	0.00%	0
Hospital/Licensed health facility	0.00%	0
Managed care company including HMO, PPO, EAP, etc.	0.00%	0
Group practice/professional corporation	0.00%	0
Non-profit or charitable corporation	0.00%	0
Outpatient clinic	0.00%	0
Residential treatment facility	0.00%	0
School (K-12)	0.00%	0
California Department of Social Services	0.00%	0
California Public Health Service	0.00%	0
California State Department of Corrections and Rehabilitation	0.00%	0
California State Psychiatric Hospital	0.00%	0
California Youth Authority	0.00%	0
Child Protective Services or its equivalent	0.00%	0
Correctional Treatment Facility	0.00%	0
County Mental Health	0.00%	0
County Probation	0.00%	0
County Psychiatric Facility	0.00%	0
Department of Defense	0.00%	0
EAP	0.00%	0
Educational Institution	0.00%	0
Family Court Services	0.00%	0
U.S. Department of Health Services	0.00%	0
U.S. Department of Veterans Affairs	0.00%	0
Other (please specify)	0.00%	0
<b>Total Respondents: 0</b>		

#	Other (please specify)	Date
	There are no responses.	



## Demographic Survey - Clinical

### Q19 Do you work in any of the following settings? (Check all that apply)

Answered: 0 Skipped: 167

! No matching responses.

Answer Choices	Responses	
California Department of Social Services	0.00%	0
California Public Health Service	0.00%	0
California State Department of Corrections and Rehabilitation	0.00%	0
California State Psychiatric Hospital	0.00%	0
California Youth Authority	0.00%	0
Child Protective Services or its equivalent	0.00%	0
Correctional Treatment Facility	0.00%	0
County Mental Health	0.00%	0
County Probation	0.00%	0
County Psychiatric Facility	0.00%	0
Department of Defense	0.00%	0
EAP	0.00%	0
Educational Institution	0.00%	0
Family Court Services	0.00%	0
U.S. Department of Health Services	0.00%	0
U.S. Department of Veterans Affairs	0.00%	0
Not applicable	0.00%	0
Other (please specify)	0.00%	0
<b>Total Respondents: 0</b>		

#	Other (please specify)	Date
	There are no responses.	

## Demographic Survey - Clinical

### Q20 What are your duties? (Check all that apply)

Answered: 0 Skipped: 167

! No matching responses.

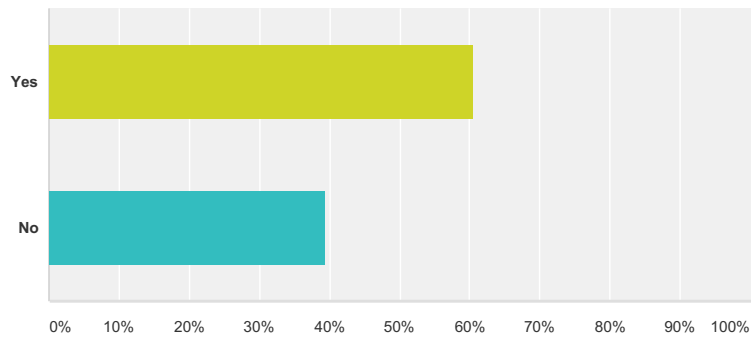
Answer Choices	Responses
Administration	0.00% 0
Adoptions	0.00% 0
Case management	0.00% 0
Child abuse investigations	0.00% 0
Child custody investigations	0.00% 0
Community prevention/education	0.00% 0
Education	0.00% 0
Intakes/referrals	0.00% 0
Mediation	0.00% 0
Social services	0.00% 0
Other (please specify)	0.00% 0
<b>Total Respondents: 0</b>	

#	Other (please specify)	Date
	There are no responses.	

# Demographic Survey - Clinical

## Q21 Do you consider your private practice your primary career/occupation and source of income?

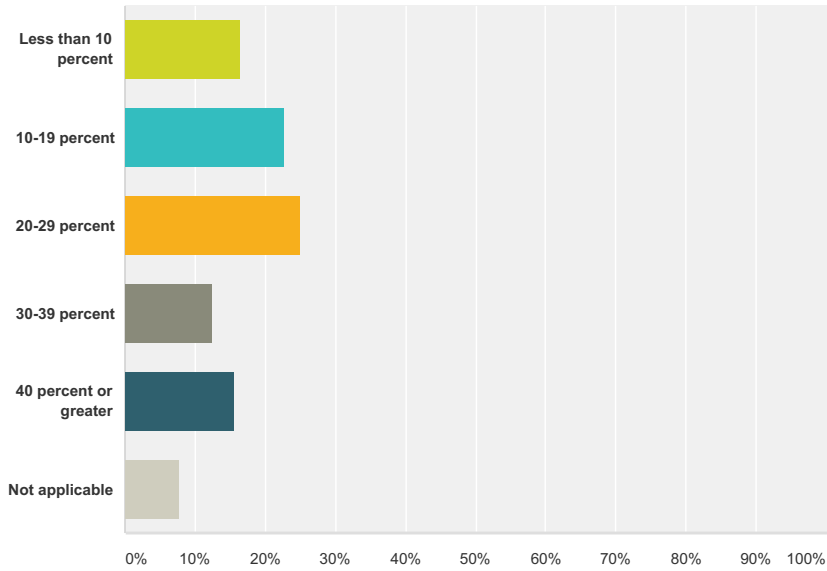
Answered: 129 Skipped: 38



Answer Choices	Responses	
Yes	60.47%	78
No	39.53%	51
<b>Total</b>		<b>129</b>

**Q22 What percentage of your gross income goes to overhead?**

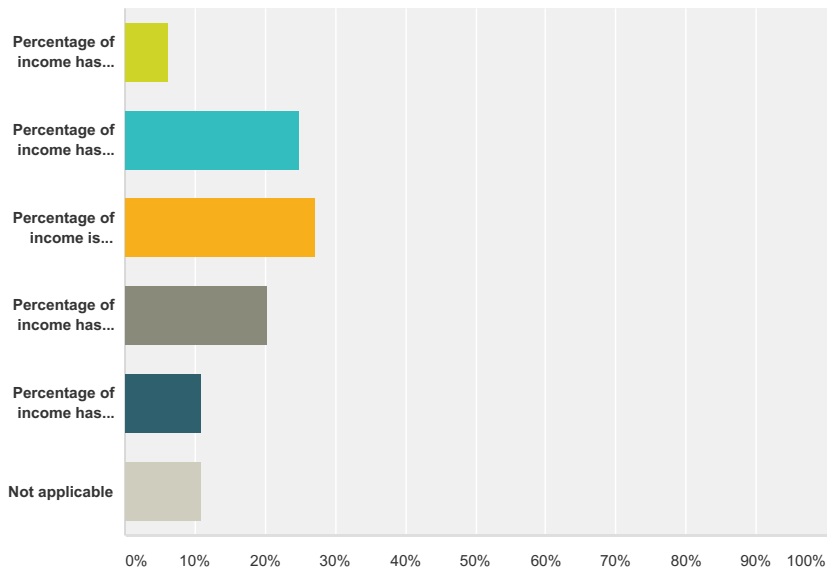
Answered: 128 Skipped: 39



Answer Choices	Responses	
Less than 10 percent	16.41%	21
10-19 percent	22.66%	29
20-29 percent	25.00%	32
30-39 percent	12.50%	16
40 percent or greater	15.63%	20
Not applicable	7.81%	10
<b>Total</b>		<b>128</b>

**Q23 Have you experienced any changes in your earnings from providing psychotherapy within the past two years?**

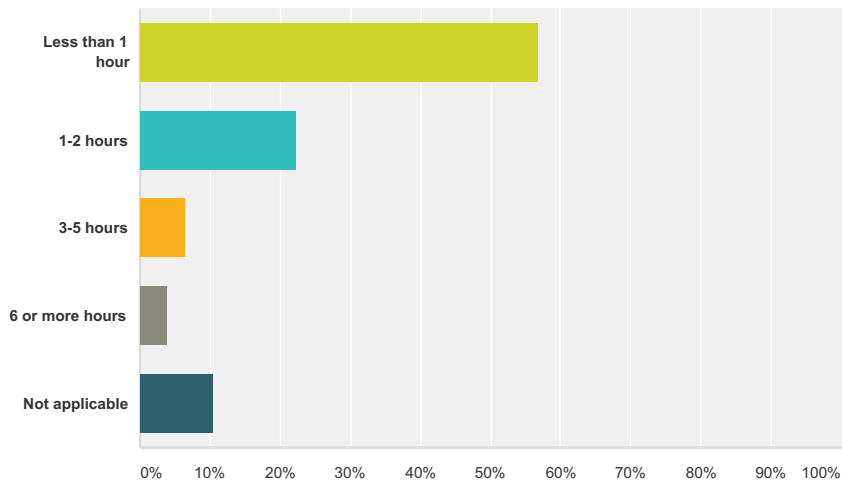
Answered: 129 Skipped: 38



Answer Choices	Responses
Percentage of income has increased significantly	6.20% 8
Percentage of income has increased somewhat	24.81% 32
Percentage of income is approximately the same	27.13% 35
Percentage of income has decreased somewhat	20.16% 26
Percentage of income has decreased significantly	10.85% 14
Not applicable	10.85% 14
<b>Total</b>	<b>129</b>

**Q24 What is the average number of hours per week spent marketing/promoting services?**

Answered: 125 Skipped: 42

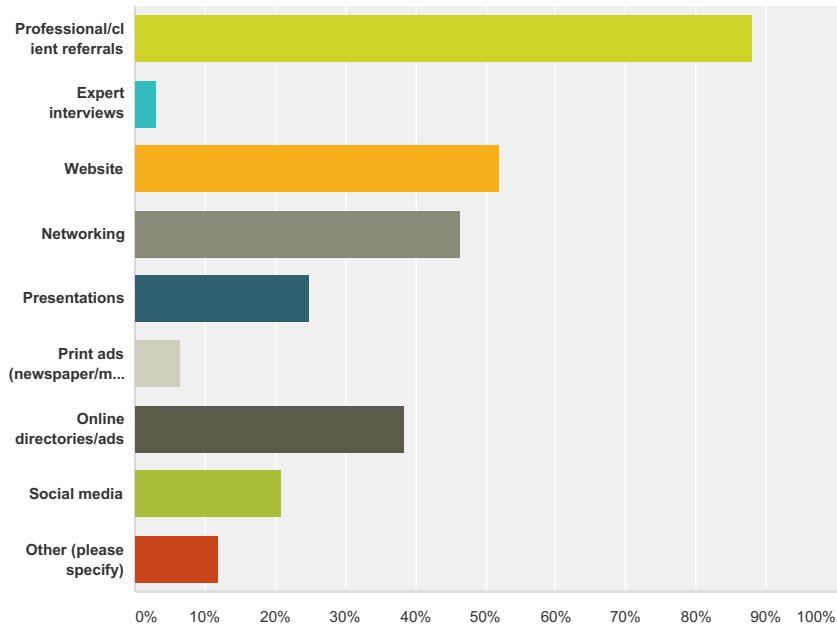


Answer Choices	Responses	
Less than 1 hour	56.80%	71
1-2 hours	22.40%	28
3-5 hours	6.40%	8
6 or more hours	4.00%	5
Not applicable	10.40%	13
<b>Total</b>		<b>125</b>

# Demographic Survey - Clinical

## Q25 How do you market/promote your services? (Check all that apply)

Answered: 125 Skipped: 42



Answer Choices	Responses
Professional/client referrals	88.00% 110
Expert interviews	3.20% 4
Website	52.00% 65
Networking	46.40% 58
Presentations	24.80% 31
Print ads (newspaper/magazines/newsletters, etc.)	6.40% 8
Online directories/ads	38.40% 48
Social media	20.80% 26
Other (please specify)	12.00% 15
<b>Total Respondents: 125</b>	

#	Other (please specify)	Date
1	workshops	2/4/2015 4:09 PM
2	insurance	2/4/2015 12:13 PM
3	Insurance referrals	1/22/2015 3:54 PM
4	referrals from CWS	1/18/2015 6:08 PM
5	I'm long past marketing.	1/16/2015 8:21 PM
6	Insurance referrals	1/16/2015 4:04 PM
7	friends and family	1/16/2015 10:57 AM
8	insurance and eap referrals	1/15/2015 10:47 PM
9	I don't	1/15/2015 8:55 PM
10	word of mouth	1/15/2015 8:11 PM
11	providing excellent service to my contract employers	1/15/2015 5:36 PM
12	I have a sign on the side of the road	1/15/2015 4:24 PM
13	Managed Care Panels	1/15/2015 3:42 PM

## Demographic Survey - Clinical

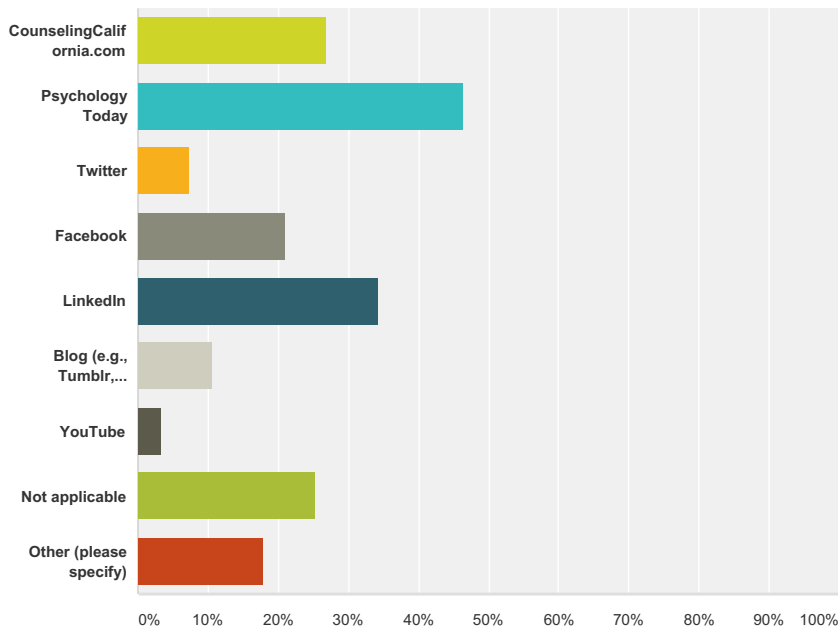
14	Insurance	1/15/2015 3:18 PM
15	YouTube	1/15/2015 3:18 PM



# Demographic Survey - Clinical

## Q26 Which online directories or social media outlets do you use to promote your services? (Check all that apply)

Answered: 123 Skipped: 44



Answer Choices	Responses
CounselingCalifornia.com	26.83% 33
Psychology Today	46.34% 57
Twitter	7.32% 9
Facebook	21.14% 26
LinkedIn	34.15% 42
Blog (e.g., Tumblr, Wordpress, Blogger, etc.)	10.57% 13
YouTube	3.25% 4
Not applicable	25.20% 31
Other (please specify)	17.89% 22
<b>Total Respondents: 123</b>	

#	Other (please specify)	Date
1	Therapsites	1/22/2015 3:54 PM
2	Network Therapy	1/22/2015 11:39 AM
3	san diego psychotherapy Directory	1/21/2015 8:30 AM
4	Theray Tribe	1/19/2015 6:28 PM
5	Find-a-therapist.com	1/16/2015 8:57 PM
6	Webpage	1/16/2015 4:04 PM
7	Sandiegotherapists.com	1/16/2015 10:55 AM
8	Theravive, Find a Christian Counselor	1/16/2015 9:27 AM
9	San Diego Therapist Directory	1/15/2015 9:24 PM
10	CAMFT Insurance directories	1/15/2015 8:33 PM
11	Yellow Pages, online counseling sites	1/15/2015 7:29 PM
12	Therapist Directory of San Diego	1/15/2015 6:33 PM

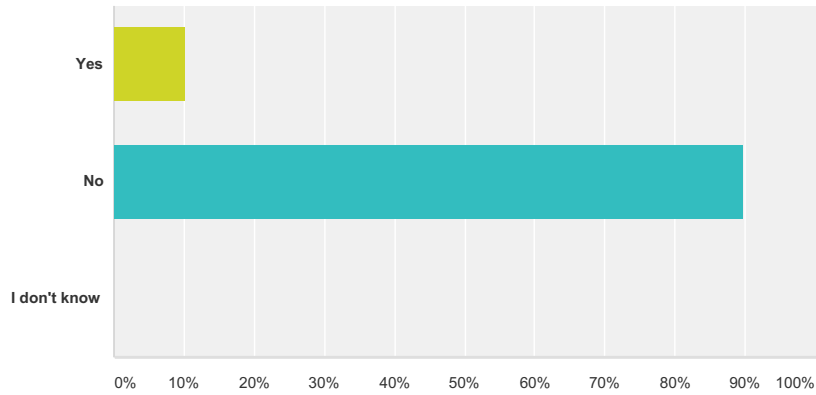
## Demographic Survey - Clinical

13	networktherapy.com	1/15/2015 6:16 PM
14	Network Therapy	1/15/2015 4:30 PM
15	San Diego Therapist Directory	1/15/2015 4:12 PM
16	CAMFT, AACC	1/15/2015 4:11 PM
17	goodtherapy.org	1/15/2015 4:10 PM
18	Theravive	1/15/2015 4:01 PM
19	working on website	1/15/2015 3:18 PM
20	Group Practice - PsyCare	1/15/2015 3:18 PM
21	GoodTherapy.org	1/15/2015 3:18 PM
22	camft, aamft	1/15/2015 2:56 PM

# Demographic Survey - Clinical

## Q27 Has a client asked you to complete a W-9/1099 form?

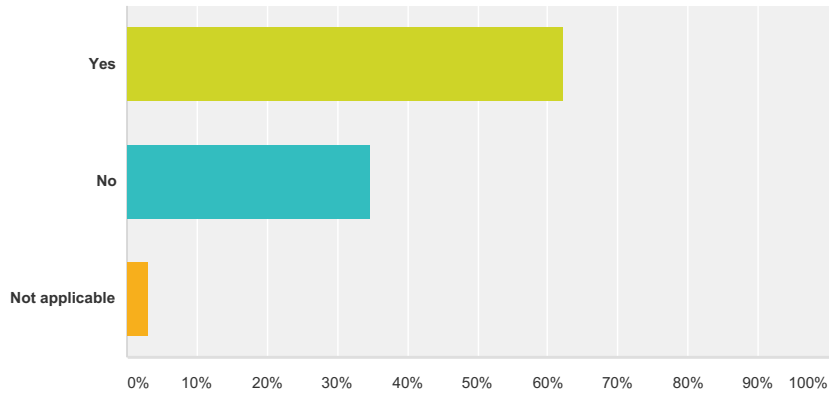
Answered: 128 Skipped: 39



Answer Choices	Responses	
Yes	10.16%	13
No	89.84%	115
I don't know	0.00%	0
<b>Total</b>		<b>128</b>

**Q28 Do you accept credit card payments for your services?**

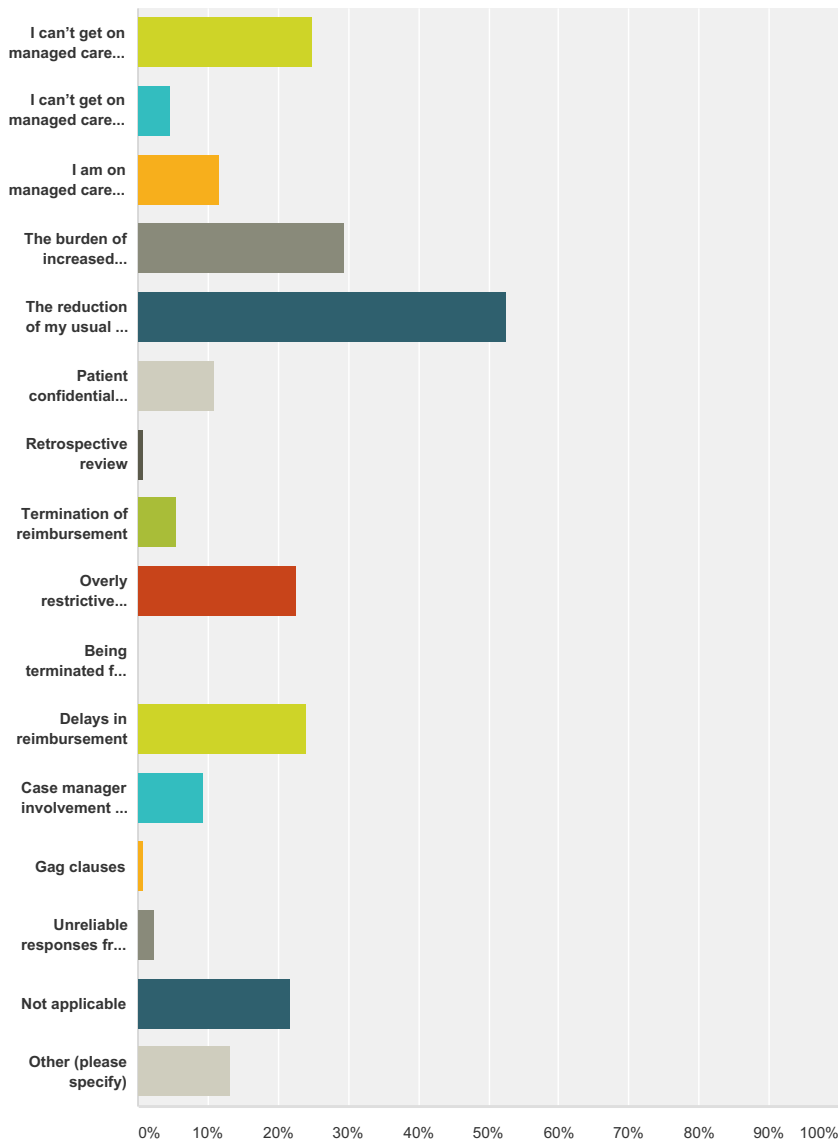
Answered: 127 Skipped: 40



Answer Choices	Responses	
Yes	62.20%	79
No	34.65%	44
Not applicable	3.15%	4
<b>Total</b>		<b>127</b>

**Q29 What are your greatest problems in dealing with managed care companies?  
(select top three problems)**

Answered: 129 Skipped: 38



Answer Choices	Responses
I can't get on managed care panels because they are filled	24.81% 32
I can't get on managed care panels because they don't take LMFTs	4.65% 6
I am on managed care panels but receive no referrals	11.63% 15
The burden of increased paperwork	29.46% 38
The reduction of my usual and customary fee	52.71% 68
Patient confidentiality is compromised	10.85% 14
Retrospective review	0.78% 1
Termination of reimbursement	5.43% 7
Overly restrictive limitations on the amount of treatment authorized	22.48% 29
Being terminated from panels	0.00% 0

## Demographic Survey - Clinical

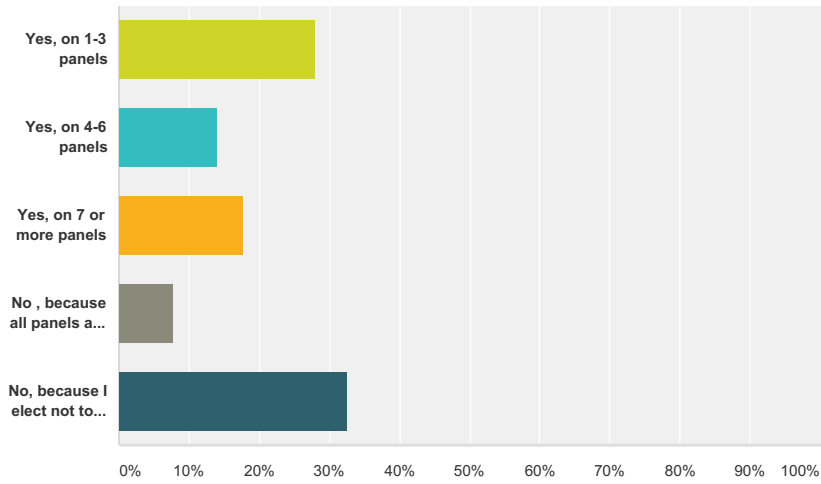
Delays in reimbursement	24.03%	31
Case manager involvement in treatment decisions	9.30%	12
Gag clauses	0.78%	1
Unreliable responses from case managers/revolving door of case managers	2.33%	3
Not applicable	21.71%	28
Other (please specify)	13.18%	17
<b>Total Respondents: 129</b>		

#	Other (please specify)	Date
1	Insurance companies coming back a year or sometimes years later asking for repayment for services rendered and approved and having to fight them	2/4/2015 3:26 PM
2	I am very upset about LCSW that can see Medicare patient and LMFT are not. It does not make sense and it makes me wonder about the representation I get from CAAMFT	2/4/2015 12:16 PM
3	difficulties reaching a living human and/or the right human when I need help solving an error or problem	2/4/2015 10:20 AM
4	Determining by insurance companies focus of tx.	2/3/2015 6:31 PM
5	Anthem will not open up their panel and make it difficult to apply. UBH for civilians also has closed their panel due to area. Often the reimbursements are minimal or submissions have to be sent numerous times to managed care companies	1/22/2015 3:58 PM
6	I do not ever use managed care reimbursements. I am on zero panels, and won't participate. I work with ther client on fee, payment, and I electronically send statements to insurance for client reimbursement.	1/21/2015 8:33 AM
7	Paperwork has tripled in the last several years. No compensation is received for the 20 plus hrs of report writing which is now required by the Quality Review Board for Optumhealth/Term. I have clients reports "hijacked" when I have refused to alter a report which already has my signature on it, causing the client's attorney to subpoena the report. I am asked to change patient records in order to cover up illegal practices by the insurer, and threatened with no more referrals if I do not comply.	1/18/2015 6:17 PM
8	They make mistakes so I have to take time to contact them and get the mistakes corrected. I.e. They deny a claim when the patient had coverage and it should have been accepted.	1/18/2015 12:07 PM
9	Several times a managed care plan has done a retro review and taken back all the money they paid, up to 2 yrs later, even though they had authorized and continued to pay while I was seeing the client. Clients moved or unable to pay.	1/16/2015 10:23 PM
10	Getting correct information on eligibility, and telephone response time is poor.	1/16/2015 7:08 PM
11	I do not participate with them	1/15/2015 8:20 PM
12	Not Eligible Less Than Two Years Licenced	1/15/2015 8:12 PM
13	I am only on two panels because the others I applied for are full.	1/15/2015 6:34 PM
14	I have only self pay client base for 24 years.	1/15/2015 5:37 PM
15	I am on several EAPs and find most of them very easy to work with. I am not on any HMOs or PPOs	1/15/2015 5:29 PM
16	Not on any panels. Cash pay.	1/15/2015 4:02 PM
17	Keeping "straight" each company's constant revisions of conducting business, electronic receipt and transmission of documents, and each website totally different in construct.	1/15/2015 3:46 PM

## Demographic Survey - Clinical

### Q30 Are you a provider on PPO, HMO, EAP, or other managed care panels?

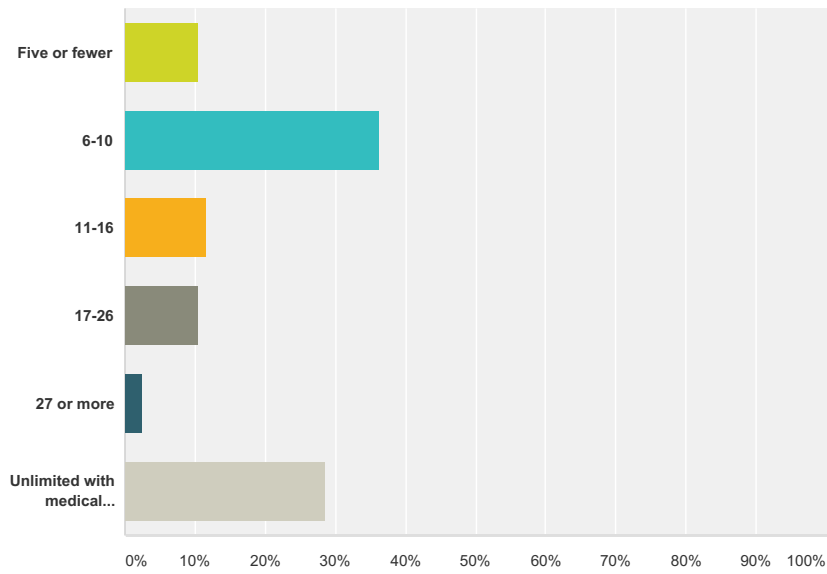
Answered: 129 Skipped: 38



Answer Choices	Responses
Yes, on 1-3 panels	27.91% 36
Yes, on 4-6 panels	13.95% 18
Yes, on 7 or more panels	17.83% 23
No, because all panels are filled	7.75% 10
No, because I elect not to participate	32.56% 42
<b>Total</b>	<b>129</b>

**Q31 What is the average number of treatment sessions managed care companies authorize?**

Answered: 77 Skipped: 90

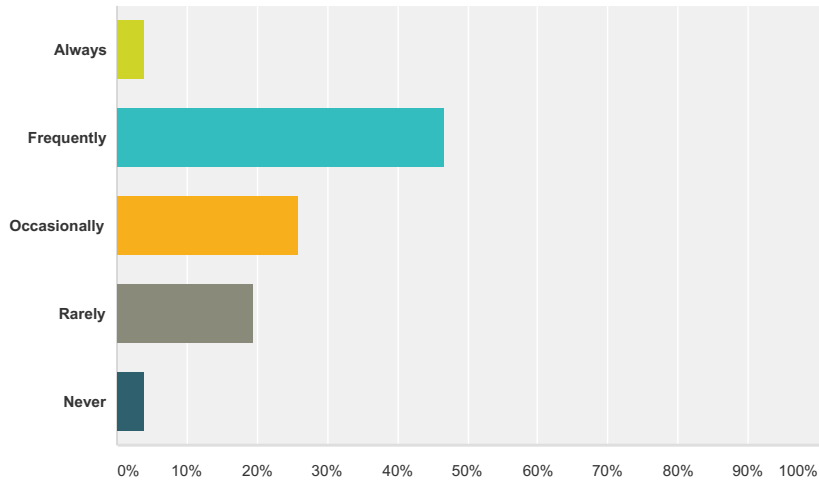


Answer Choices	Responses	Count
Five or fewer	10.39%	8
6-10	36.36%	28
11-16	11.69%	9
17-26	10.39%	8
27 or more	2.60%	2
Unlimited with medical necessity	28.57%	22
<b>Total</b>		<b>77</b>



**Q32 In general, do you find the number authorized sufficient?**

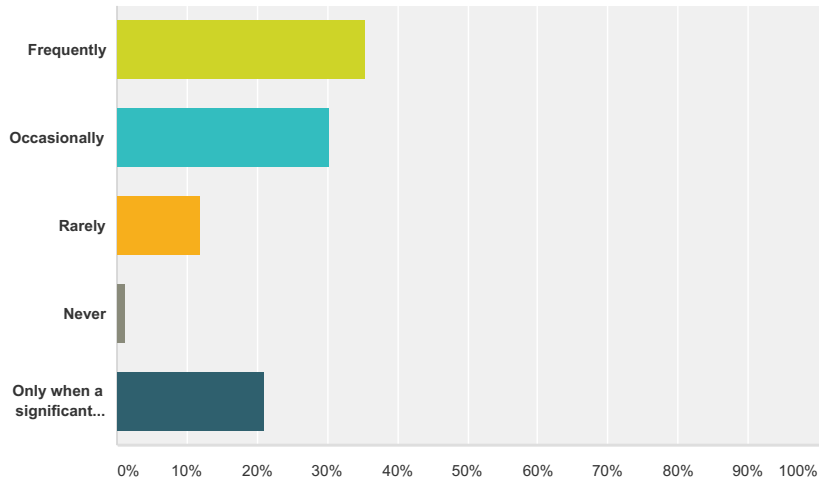
Answered: 77 Skipped: 90



Answer Choices	Responses	
Always	3.90%	3
Frequently	46.75%	36
Occasionally	25.97%	20
Rarely	19.48%	15
Never	3.90%	3
<b>Total</b>		<b>77</b>

**Q33 Do you advocate for continued treatment for your patients?**

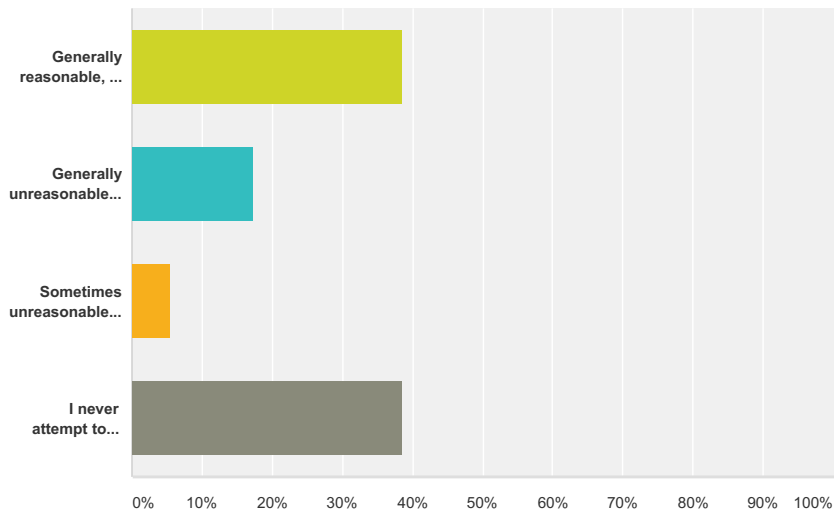
Answered: 76 Skipped: 91



Answer Choices	Responses
Frequently	35.53% 27
Occasionally	30.26% 23
Rarely	11.84% 9
Never	1.32% 1
Only when a significant argument can be made for medical necessity	21.05% 16
<b>Total</b>	<b>76</b>

**Q34 Which of the following applies to the terms and conditions of managed care contracts?**

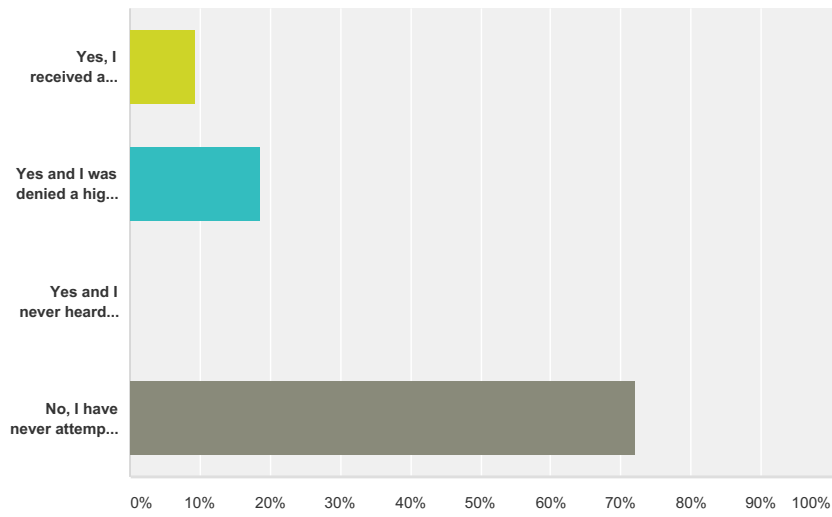
Answered: 75 Skipped: 92



Answer Choices	Responses
Generally reasonable, and I sign without significant negotiation	38.67% 29
Generally unreasonable and difficult to negotiate	17.33% 13
Sometimes unreasonable, but often negotiable	5.33% 4
I never attempt to negotiate the unreasonable contract	38.67% 29
<b>Total</b>	<b>75</b>

**Q35 Have you ever negotiated with a managed care company for an increase in your reimbursement?**

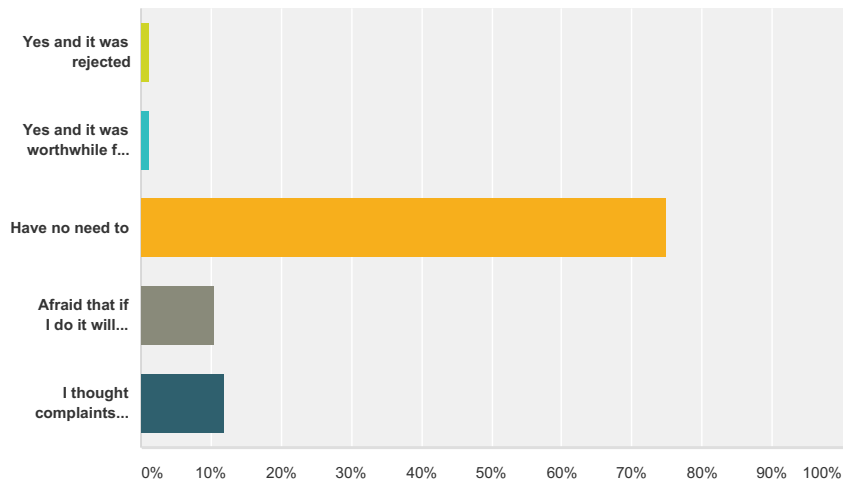
Answered: 75 Skipped: 92



Answer Choices	Responses
Yes, I received a higher reimbursement rate	9.33% 7
Yes and I was denied a higher reimbursement rate	18.67% 14
Yes and I never heard back from the insurance company	0.00% 0
No, I have never attempted to negotiate an increase in reimbursement	72.00% 54
<b>Total</b>	<b>75</b>

**Q36 Have you filed a complaint with the Department of Managed Health Care against a managed care company?**

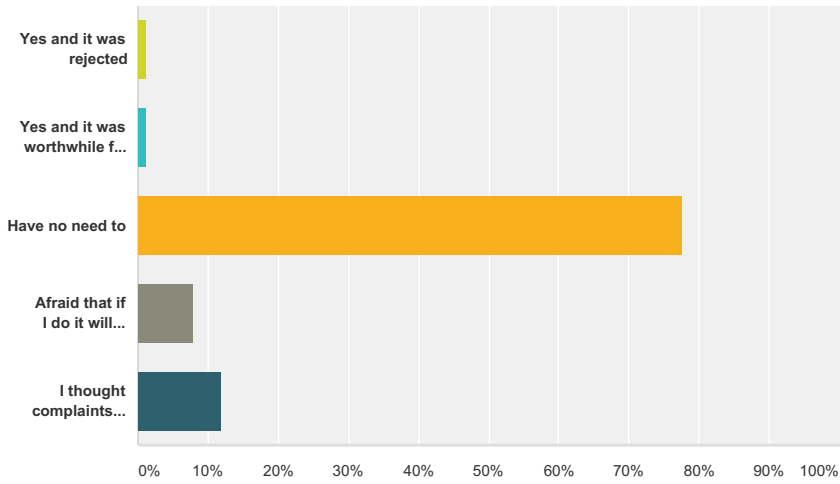
Answered: 76 Skipped: 91



Answer Choices	Responses
Yes and it was rejected	1.32% 1
Yes and it was worthwhile for the patient and me	1.32% 1
Have no need to	75.00% 57
Afraid that if I do it will negatively impact me	10.53% 8
I thought complaints could only be made by patients	11.84% 9
<b>Total</b>	<b>76</b>

### Q37 Have you file a complaint with the Department of Insurance?

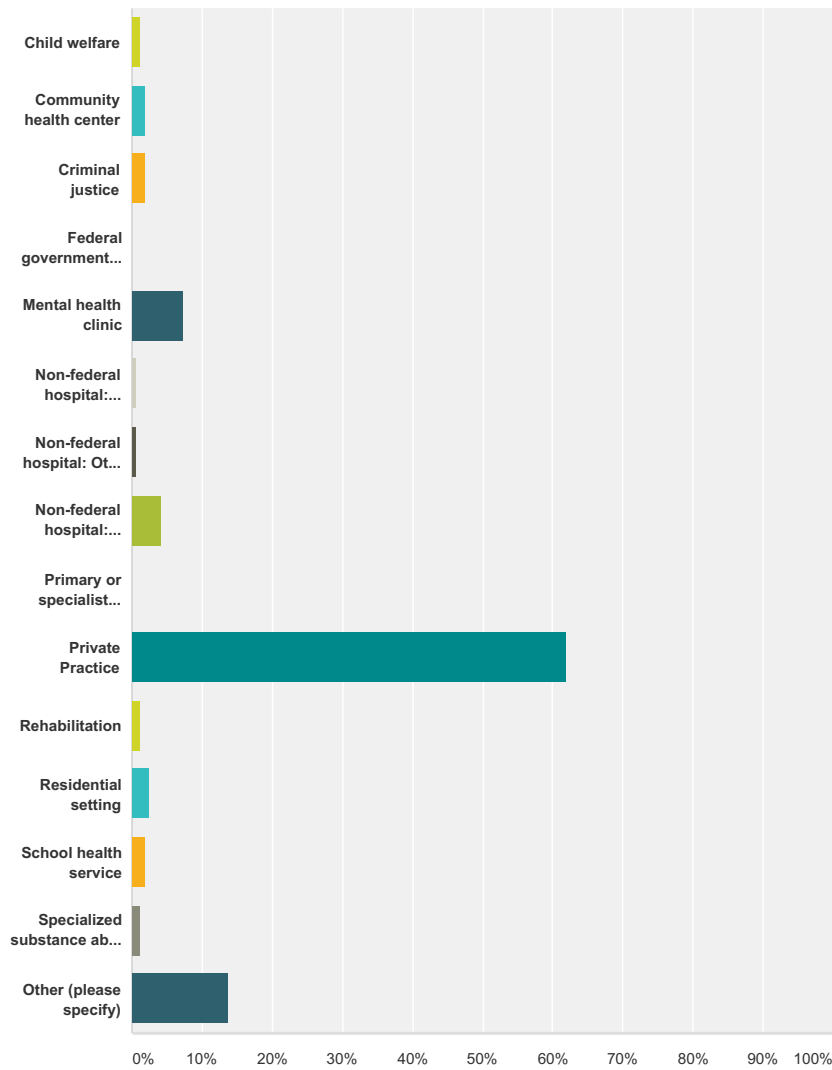
Answered: 76 Skipped: 91



Answer Choices	Responses
Yes and it was rejected	1.32% 1
Yes and it was worthwhile for patient and me	1.32% 1
Have no need to	77.63% 59
Afraid that if I do it will negatively impact me	7.89% 6
I thought complaints could only be made by patients	11.84% 9
<b>Total</b>	<b>76</b>

**Q38 Which best describes the type of setting that most closely corresponds to your primary patient care practice location?**

Answered: 166 Skipped: 1



Answer Choices	Responses
Child welfare	1.20% 2
Community health center	1.81% 3
Criminal justice	1.81% 3
Federal government hospital	0.00% 0
Mental health clinic	7.23% 12
Non-federal hospital: General Medicine	0.60% 1
Non-federal hospital: Other (e.g., nursing home unit)	0.60% 1
Non-federal hospital: Psychiatric	4.22% 7
Primary or specialist medical care	0.00% 0
Private Practice	62.05% 103
Rehabilitation	1.20% 2

## Demographic Survey - Clinical

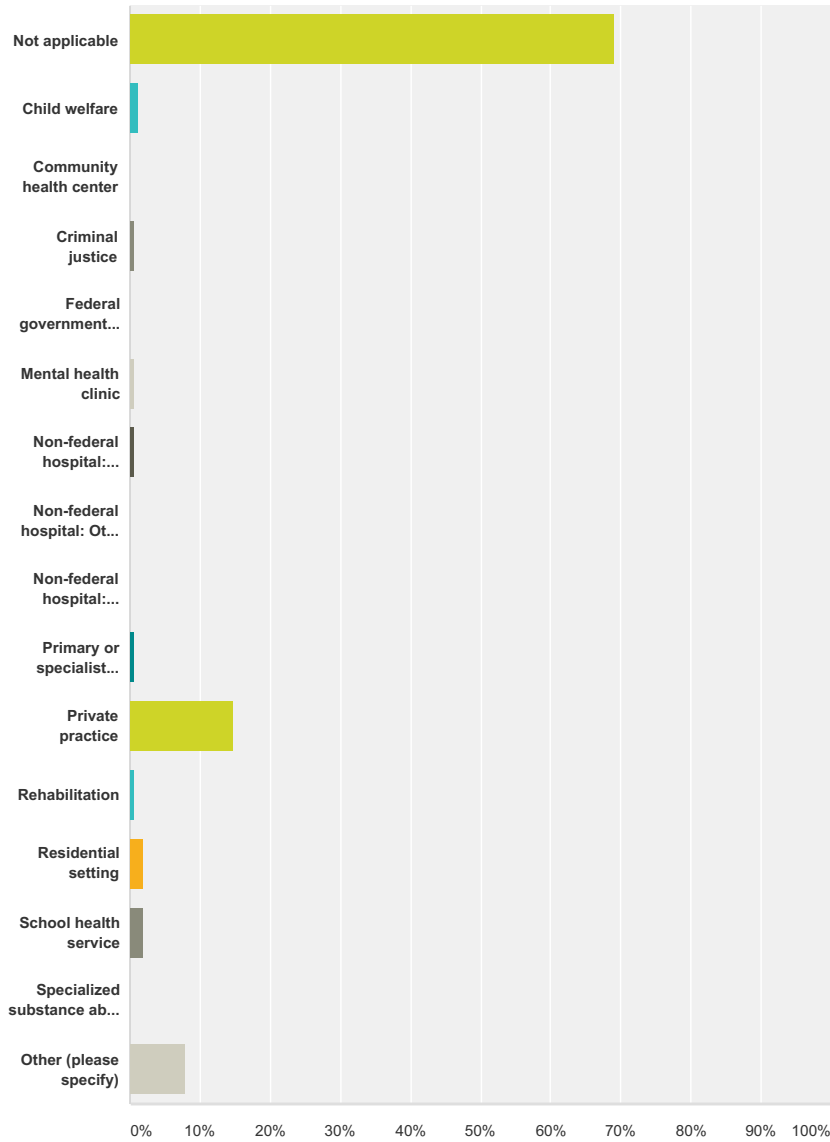
Residential setting	2.41%	4
School health service	1.81%	3
Specialized substance abuse treatment facility	1.20%	2
Other (please specify)	13.86%	23
<b>Total</b>		<b>166</b>

#	Other (please specify)	Date
1	Military Family Life Counselor with the USMC	2/6/2015 12:17 PM
2	Insurance	2/4/2015 8:32 PM
3	Superior Court	2/4/2015 8:20 PM
4	mft corporation	2/4/2015 4:53 PM
5	EAP	2/4/2015 11:24 AM
6	Military	2/4/2015 9:36 AM
7	Utilization management	2/4/2015 9:21 AM
8	MH on military base	1/22/2015 4:02 PM
9	Employee Assistance Counseling	1/18/2015 2:37 PM
10	hospice/bereavement	1/17/2015 11:26 PM
11	Non-profit mental health clinic	1/16/2015 10:27 PM
12	DV Shelter and Social Services Center for community	1/16/2015 1:52 PM
13	health care company	1/16/2015 12:31 PM
14	Responding to crisis situations	1/16/2015 9:51 AM
15	Non-profit counseling & training center (covers all areas)	1/16/2015 5:06 AM
16	School based	1/15/2015 9:03 PM
17	Non profit family counseling	1/15/2015 8:39 PM
18	Non-profit agency	1/15/2015 8:27 PM
19	Military	1/15/2015 7:30 PM
20	Crisis hotline	1/15/2015 7:22 PM
21	clinical supervisor at a non-profit	1/15/2015 5:41 PM
22	Crisis service at workplaces for EAP	1/15/2015 5:39 PM
23	integrative medical practice	1/15/2015 4:42 PM



**Q39 If applicable, which best describes the type of setting that most closely corresponds to your secondary patient care practice location?**

Answered: 162 Skipped: 5



Answer Choices	Responses
Not applicable	69.14% 112
Child welfare	1.23% 2
Community health center	0.00% 0
Criminal justice	0.62% 1
Federal government hospital	0.00% 0
Mental health clinic	0.62% 1
Non-federal hospital: General Medicine	0.62% 1
Non-federal hospital: Other (e.g., nursing home unit)	0.00% 0
Non-federal hospital: Psychiatric	0.00% 0

## Demographic Survey - Clinical

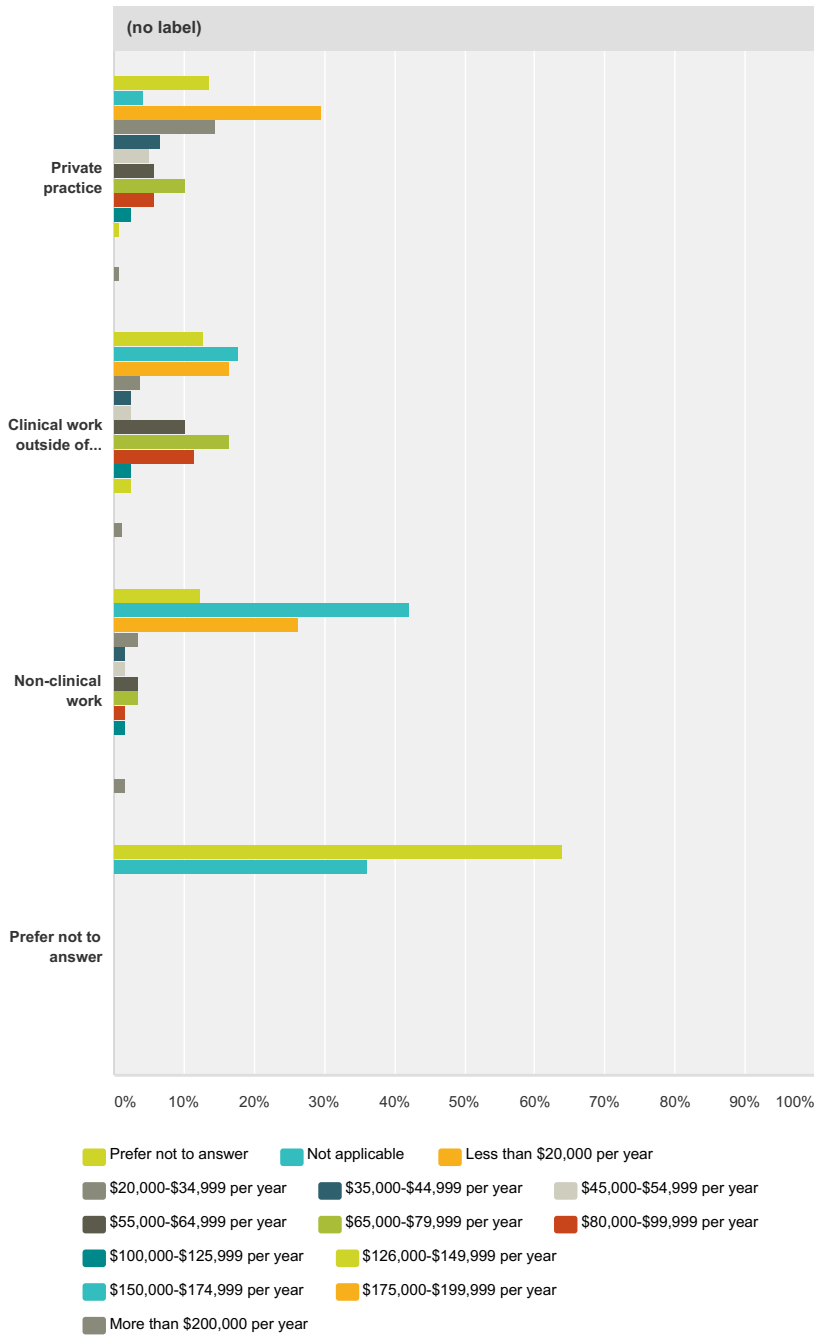
Primary or specialist medical care	0.62%	1
Private practice	14.81%	24
Rehabilitation	0.62%	1
Residential setting	1.85%	3
School health service	1.85%	3
Specialized substance abuse treatment facility	0.00%	0
Other (please specify)	8.02%	13
<b>Total</b>		<b>162</b>

#	Other (please specify)	Date
1	Military Family Life Counselor with the USMC - Camp Pendleton	2/6/2015 12:17 PM
2	University faculty	2/4/2015 8:20 PM
3	Educational Administrator	2/4/2015 11:09 AM
4	church	2/4/2015 10:17 AM
5	elementary school	1/21/2015 9:42 PM
6	Indian Reservation	1/17/2015 12:00 PM
7	The church I attend.	1/16/2015 8:05 PM
8	non-profit psychiatric hospital for support groups	1/16/2015 5:50 PM
9	Military Family Life Counselor	1/16/2015 8:34 AM
10	church counseling center	1/16/2015 7:06 AM
11	Non-profit counseling & training center (covers all areas)	1/16/2015 5:06 AM
12	HMO	1/15/2015 8:43 PM
13	Non profit agency	1/15/2015 7:24 PM

Demographic Survey - Clinical

**Q40 What is your average annual income (before taxes) from:(Note: please provide information for all that apply)**

Answered: 158 Skipped: 9



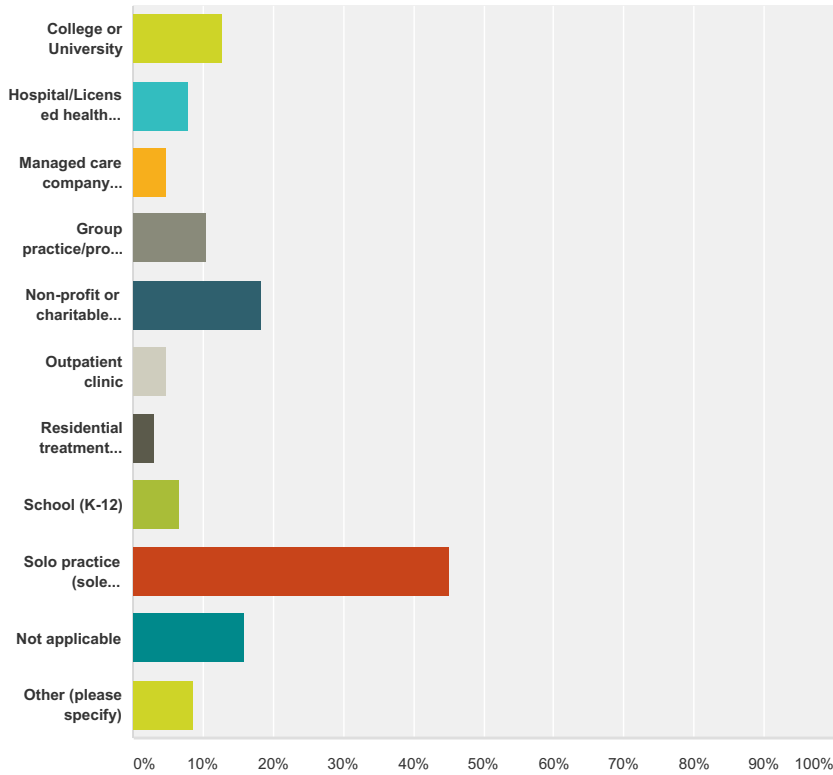
(no label)	Prefer not to answer	Not applicable	Less than \$20,000 per year	\$20,000-\$34,999 per year	\$35,000-\$44,999 per year	\$45,000-\$54,999 per year	\$55,000-\$64,999 per year	\$65,000-\$79,999 per year	\$80,000-\$99,999 per year	\$100,000-\$125,999 per year	\$126,000-\$149,999 per year	\$150,000-\$174,999 per year	\$175,000-\$199,999 per year	More than \$200,000 per year	Total
Private practice	13.56%	4.24%	29.66%	14.41%	6.78%	5.08%	5.93%	10.17%	5.93%	2.54%	0.85%	0.00%	0.00%	0.85%	118
	16	5	35	17	8	6	7	12	7	3	1	0	0	1	

## Demographic Survey - Clinical

Clinical work outside of private practice	<b>12.66%</b> 10	<b>17.72%</b> 14	<b>16.46%</b> 13	<b>3.80%</b> 3	<b>2.53%</b> 2	<b>2.53%</b> 2	<b>10.13%</b> 8	<b>16.46%</b> 13	<b>11.39%</b> 9	<b>2.53%</b> 2	<b>2.53%</b> 2	<b>0.00%</b> 0	<b>0.00%</b> 0	<b>1.27%</b> 1	79
Non-clinical work	<b>12.28%</b> 7	<b>42.11%</b> 24	<b>26.32%</b> 15	<b>3.51%</b> 2	<b>1.75%</b> 1	<b>1.75%</b> 1	<b>3.51%</b> 2	<b>3.51%</b> 2	<b>1.75%</b> 1	<b>1.75%</b> 1	<b>0.00%</b> 0	<b>0.00%</b> 0	<b>0.00%</b> 0	<b>1.75%</b> 1	57
Prefer not to answer	<b>63.83%</b> 30	<b>36.17%</b> 17	<b>0.00%</b> 0	<b>0.00%</b> 0	<b>0.00%</b> 0	<b>0.00%</b> 0	<b>0.00%</b> 0	<b>0.00%</b> 0	<b>0.00%</b> 0	<b>0.00%</b> 0	<b>0.00%</b> 0	<b>0.00%</b> 0	<b>0.00%</b> 0	<b>0.00%</b> 0	47

**Q41 Do you work in any of the following settings? (Check all that apply)**

Answered: 164 Skipped: 3



Answer Choices	Responses
College or University	12.80% 21
Hospital/Licensed health facility	7.93% 13
Managed care company including HMO, PPO, EAP, etc.	4.88% 8
Group practice/professional corporation	10.37% 17
Non-profit or charitable corporation	18.29% 30
Outpatient clinic	4.88% 8
Residential treatment facility	3.05% 5
School (K-12)	6.71% 11
Solo practice (sole proprietor or solo professional corporation)	45.12% 74
Not applicable	15.85% 26
Other (please specify)	8.54% 14
<b>Total Respondents: 164</b>	

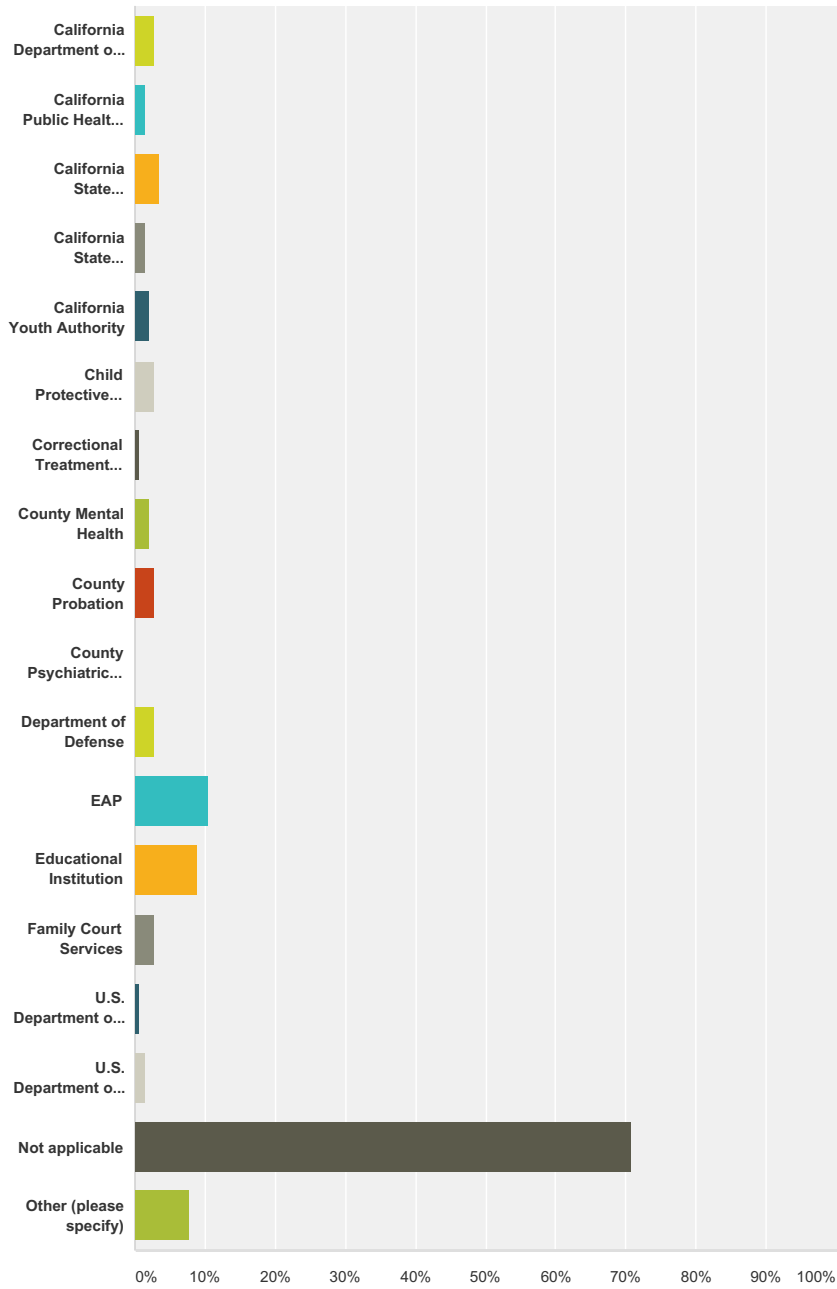
#	Other (please specify)	Date
1	military	2/9/2015 4:36 PM
2	I work on a military base.	2/6/2015 12:18 PM
3	Superior Court	2/4/2015 8:22 PM
4	Yoga studio	2/4/2015 6:29 PM
5	I am a contractor for Survivors of Torture International	2/4/2015 12:21 PM
6	Consult with Sober Living Facility	2/4/2015 11:10 AM

## Demographic Survey - Clinical

7	church	2/4/2015 10:19 AM
8	Military Base	2/4/2015 9:37 AM
9	Gov't military base	1/22/2015 4:04 PM
10	non-profit hospice	1/17/2015 11:28 PM
11	I don't work "in their settings." See clients with HMO, PPO, EAP, etc insurance	1/16/2015 8:28 PM
12	church counseling center	1/16/2015 7:07 AM
13	Military	1/15/2015 7:31 PM
14	great variety of workplaces which I visit to provide crisis services for EAP	1/15/2015 5:40 PM

**Q42 Do you work in any of the following settings? (Check all that apply)**

Answered: 144 Skipped: 23



Answer Choices	Responses
California Department of Social Services	2.78% 4
California Public Health Service	1.39% 2
California State Department of Corrections and Rehabilitation	3.47% 5
California State Psychiatric Hospital	1.39% 2
California Youth Authority	2.08% 3
Child Protective Services or its equivalent	2.78% 4
Correctional Treatment Facility	0.69% 1

## Demographic Survey - Clinical

County Mental Health	2.08%	3
County Probation	2.78%	4
County Psychiatric Facility	0.00%	0
Department of Defense	2.78%	4
EAP	10.42%	15
Educational Institution	9.03%	13
Family Court Services	2.78%	4
U.S. Department of Health Services	0.69%	1
U.S. Department of Veterans Affairs	1.39%	2
Not applicable	70.83%	102
Other (please specify)	7.64%	11
<b>Total Respondents: 144</b>		

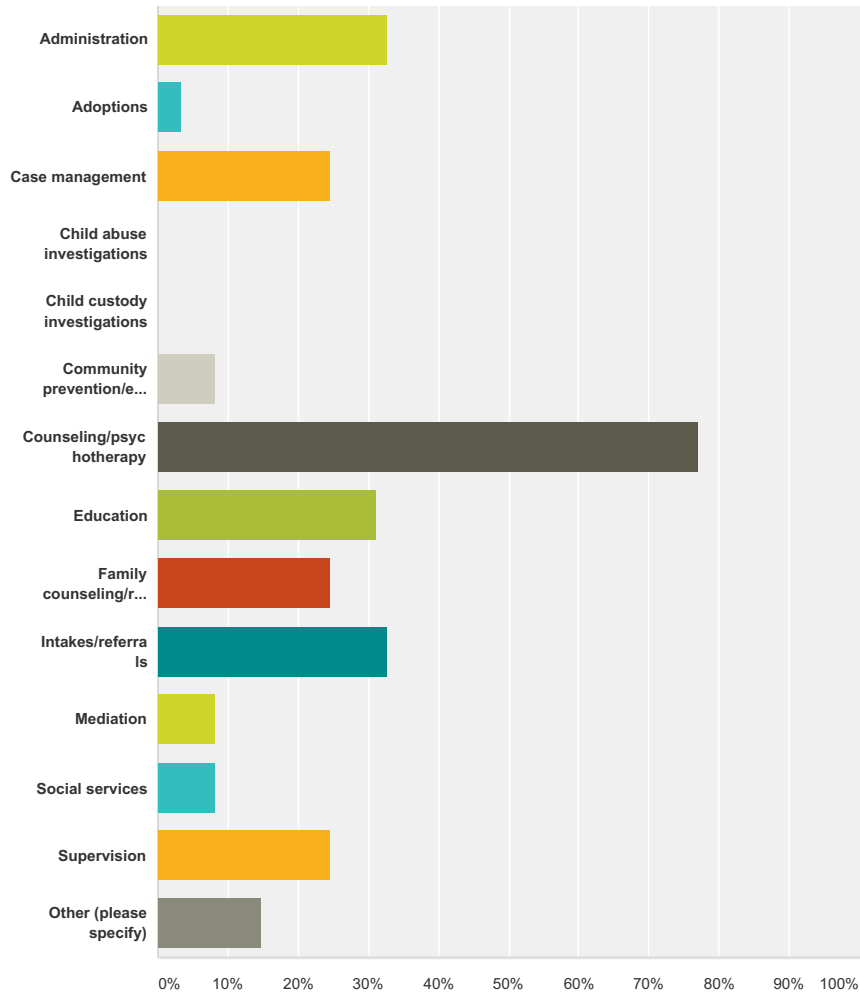
#	Other (please specify)	Date
1	military base	2/9/2015 4:36 PM
2	Military Base	2/4/2015 9:37 AM
3	Center for Creative Leadership	1/19/2015 5:59 PM
4	I don't work "in their settings." See clients with EAP benefits. I'm a confused by the question.	1/16/2015 8:28 PM
5	retired from CPS	1/16/2015 7:11 PM
6	I work with CMH, Probation, CPS referred clients	1/16/2015 5:52 PM
7	county contract	1/16/2015 2:23 PM
8	starting private practice in Feb	1/15/2015 8:14 PM
9	Public Health	1/15/2015 7:31 PM
10	Kaiser outpatient	1/15/2015 5:03 PM
11	Rehab facility per diem	1/15/2015 3:43 PM



# Demographic Survey - Clinical

## Q43 What are your duties? (Check all that apply)

Answered: 61 Skipped: 106



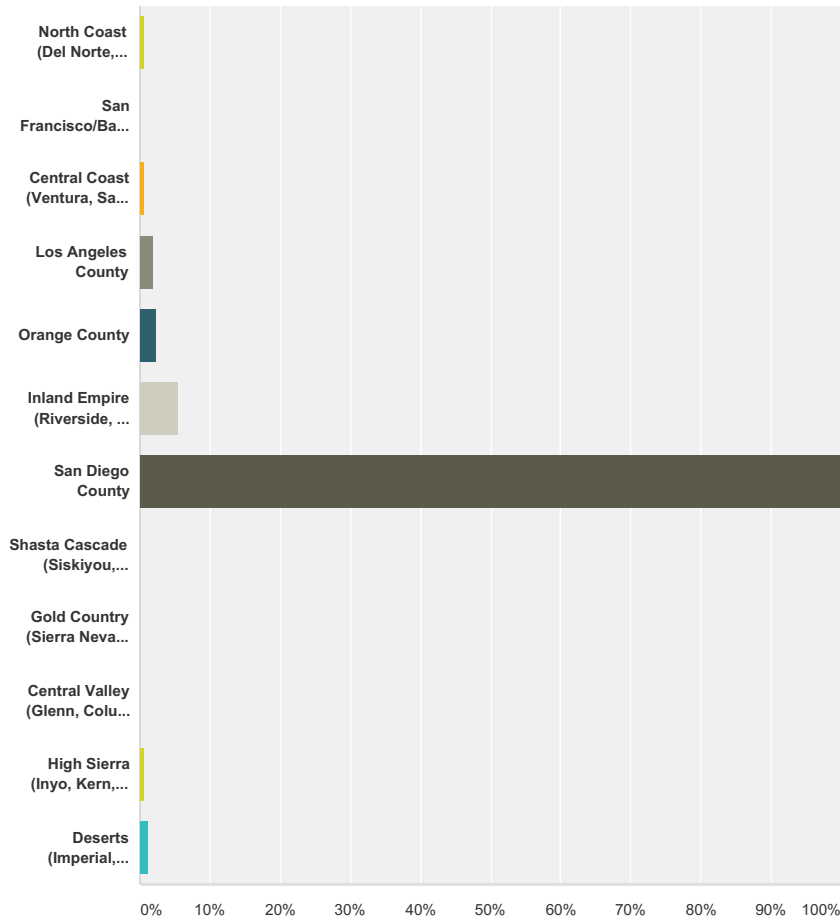
Answer Choices	Responses
Administration	32.79% 20
Adoptions	3.28% 2
Case management	24.59% 15
Child abuse investigations	0.00% 0
Child custody investigations	0.00% 0
Community prevention/education	8.20% 5
Counseling/psychotherapy	77.05% 47
Education	31.15% 19
Family counseling/reunification	24.59% 15
Intakes/referrals	32.79% 20
Mediation	8.20% 5
Social services	8.20% 5
Supervision	24.59% 15
Other (please specify)	14.75% 9

## Demographic Survey - Clinical

Total Respondents: 61		
#	Other (please specify)	Date
1	oversight of treatment providers	2/5/2015 10:38 AM
2	teaching in an MFT program	2/4/2015 8:23 PM
3	Crisis intervention	2/4/2015 9:15 AM
4	Executive Coaching	1/19/2015 5:59 PM
5	small groups	1/16/2015 1:16 PM
6	Interviews to hire new consultants for MHN	1/16/2015 10:12 AM
7	crisis intervention	1/16/2015 9:54 AM
8	assessments and indiv and grp TX	1/15/2015 8:16 PM
9	Crisis services for workplace critical incidents and consultation with management	1/15/2015 5:41 PM

**Q44 In which California region/county do you work as a marriage and family therapist or in a related position? (Check all that apply)**

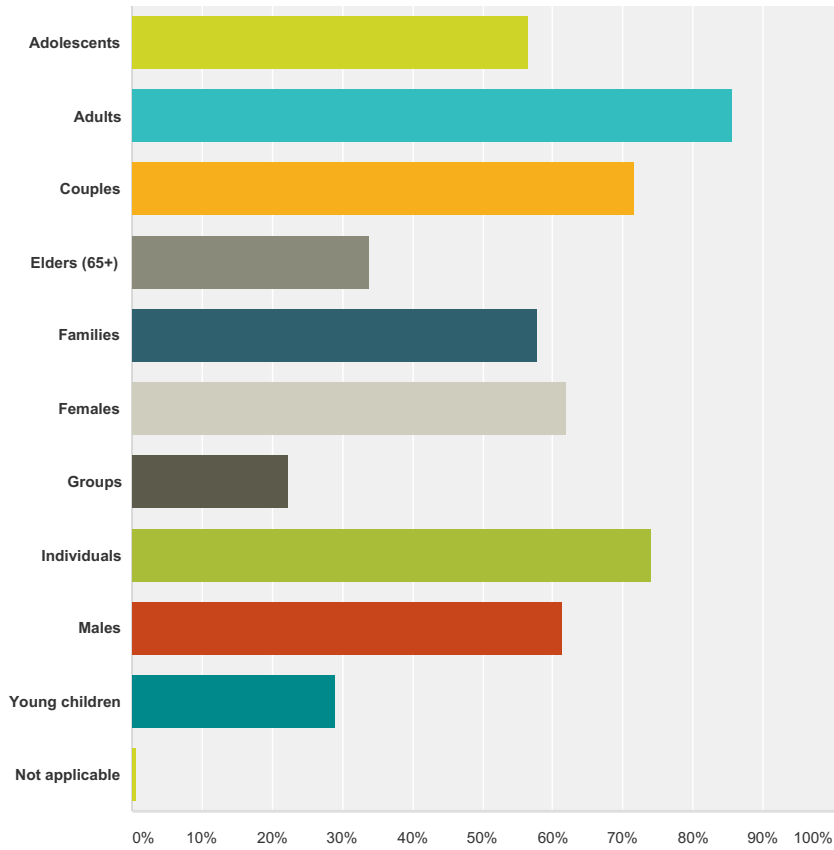
Answered: 167 Skipped: 0



Answer Choices	Responses
North Coast (Del Norte, Humboldt, Mendocino, Sonoma, Lake)	0.60% 1
San Francisco/Bay Area (San Francisco, Marin, Contra Costa, San Mateo, Alameda, Santa Cruz, Santa Clara)	0.00% 0
Central Coast (Ventura, Santa Barbara, San Luis Obispo, Monterey, San Benito)	0.60% 1
Los Angeles County	1.80% 3
Orange County	2.40% 4
Inland Empire (Riverside, San Bernardino)	5.39% 9
San Diego County	100.00% 167
Shasta Cascade (Siskiyou, Modoc, Shasta, Lassen, Tehama, Plumas, Butte, Glenn, Trinity)	0.00% 0
Gold Country (Sierra Nevada, Placer, Yuba, El Dorado, Fresno, Mariposa, Tuolumne, Calaveras, Amador, Sacramento, Sutter)	0.00% 0
Central Valley (Glenn, Colusa, Yolo, Solano, San Joaquin, Sacramento, Stanislaus, Merced, Madera)	0.00% 0
High Sierra (Inyo, Kern, Tulare, Fresno, Madera, Mariposa, Mono, Yuba, Alpine, Tuolumne, Calaveras)	0.60% 1
Deserts (Imperial, Riverside, San Bernardino)	1.20% 2
<b>Total Respondents: 167</b>	

**Q45 With which population of clients do you typically work? (Check all that apply)**

Answered: 166 Skipped: 1

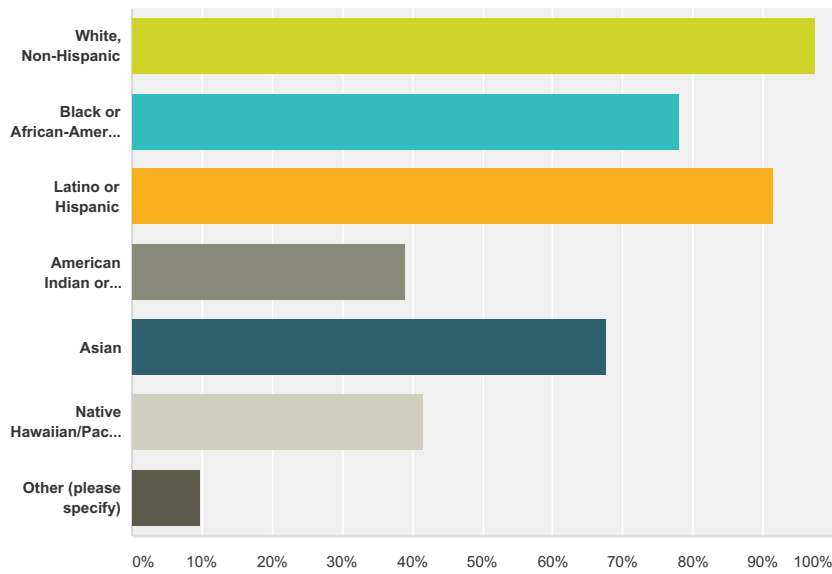


Answer Choices	Responses	Count
Adolescents	56.63%	94
Adults	85.54%	142
Couples	71.69%	119
Elders (65+)	33.73%	56
Families	57.83%	96
Females	62.05%	103
Groups	22.29%	37
Individuals	74.10%	123
Males	61.45%	102
Young children	28.92%	48
Not applicable	0.60%	1
<b>Total Respondents: 166</b>		

## Demographic Survey - Clinical

### Q46 Which cultures are represented by the patients you treat? (Check all that apply)

Answered: 164 Skipped: 3

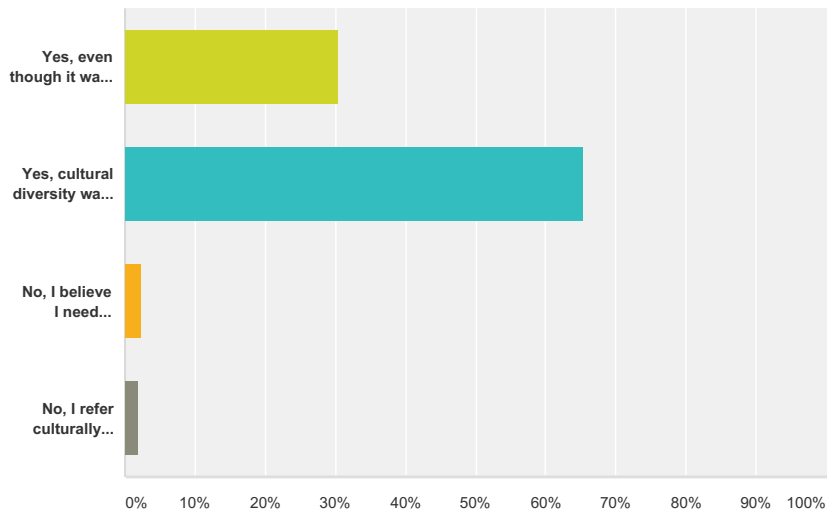


Answer Choices	Responses
White, Non-Hispanic	97.56% 160
Black or African-American	78.05% 128
Latino or Hispanic	91.46% 150
American Indian or Alaskan Native	39.02% 64
Asian	67.68% 111
Native Hawaiian/Pacific Islander	41.46% 68
Other (please specify)	9.76% 16
<b>Total Respondents: 164</b>	

#	Other (please specify)	Date
1	Phillipino.	2/6/2015 4:26 PM
2	In the military we serve all off the above.	2/6/2015 12:20 PM
3	African Black	1/19/2015 6:37 PM
4	Middle Eastern	1/19/2015 6:01 PM
5	middle eastern	1/18/2015 9:42 AM
6	Middle Eastern	1/17/2015 12:02 PM
7	Israely	1/16/2015 5:59 PM
8	Philippine	1/16/2015 10:39 AM
9	Middle Eastern	1/16/2015 9:21 AM
10	arabic	1/15/2015 8:17 PM
11	Middle Eastern	1/15/2015 6:56 PM
12	clinical supervisor	1/15/2015 5:43 PM
13	Indian	1/15/2015 3:33 PM
14	African	1/15/2015 3:19 PM
15	gay or lesbian	1/15/2015 3:18 PM
16	Filipino	1/15/2015 3:01 PM

**Q47 Do you believe you have sufficient educational training to treat culturally diverse patients?**

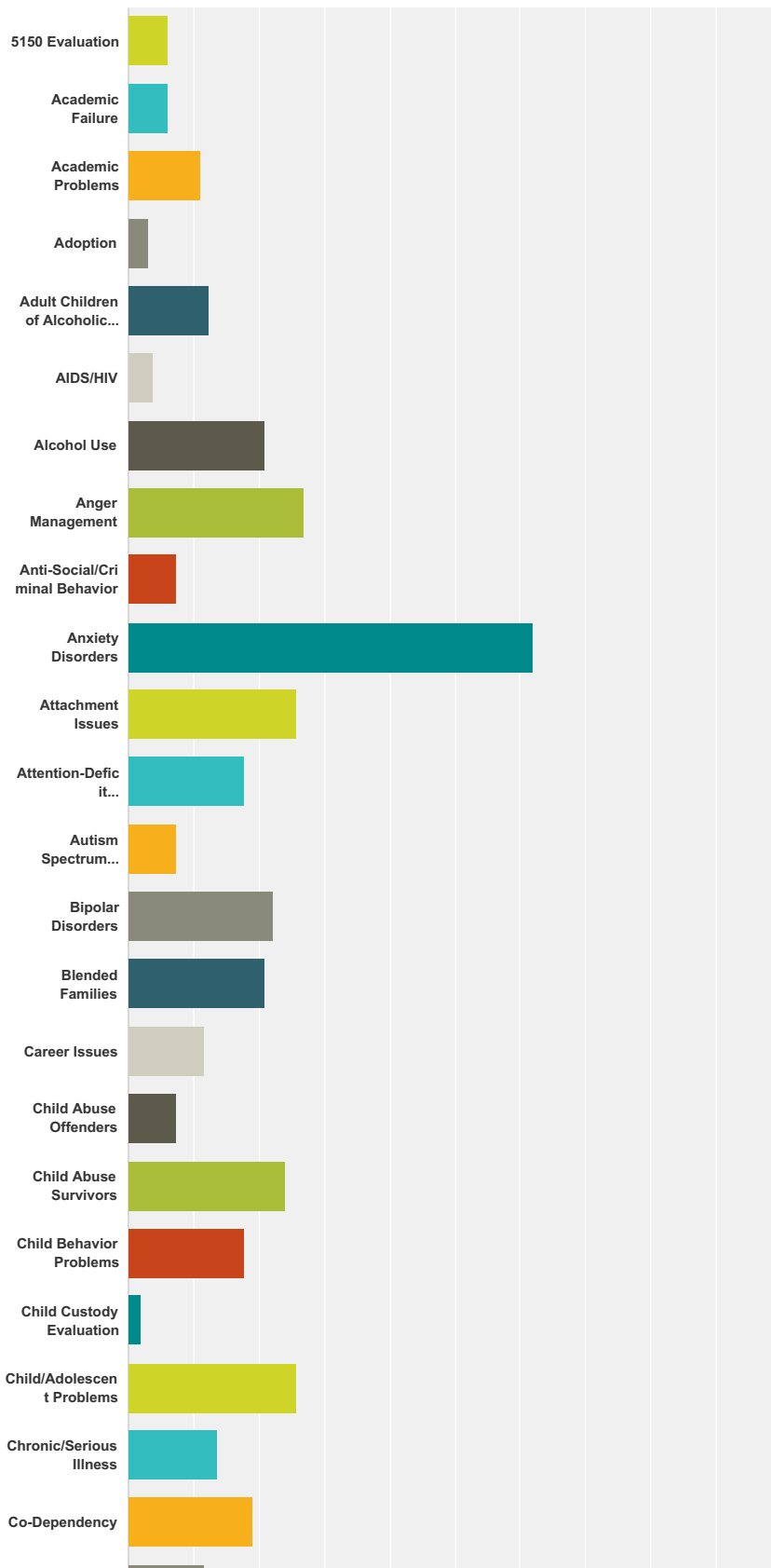
Answered: 167 Skipped: 0



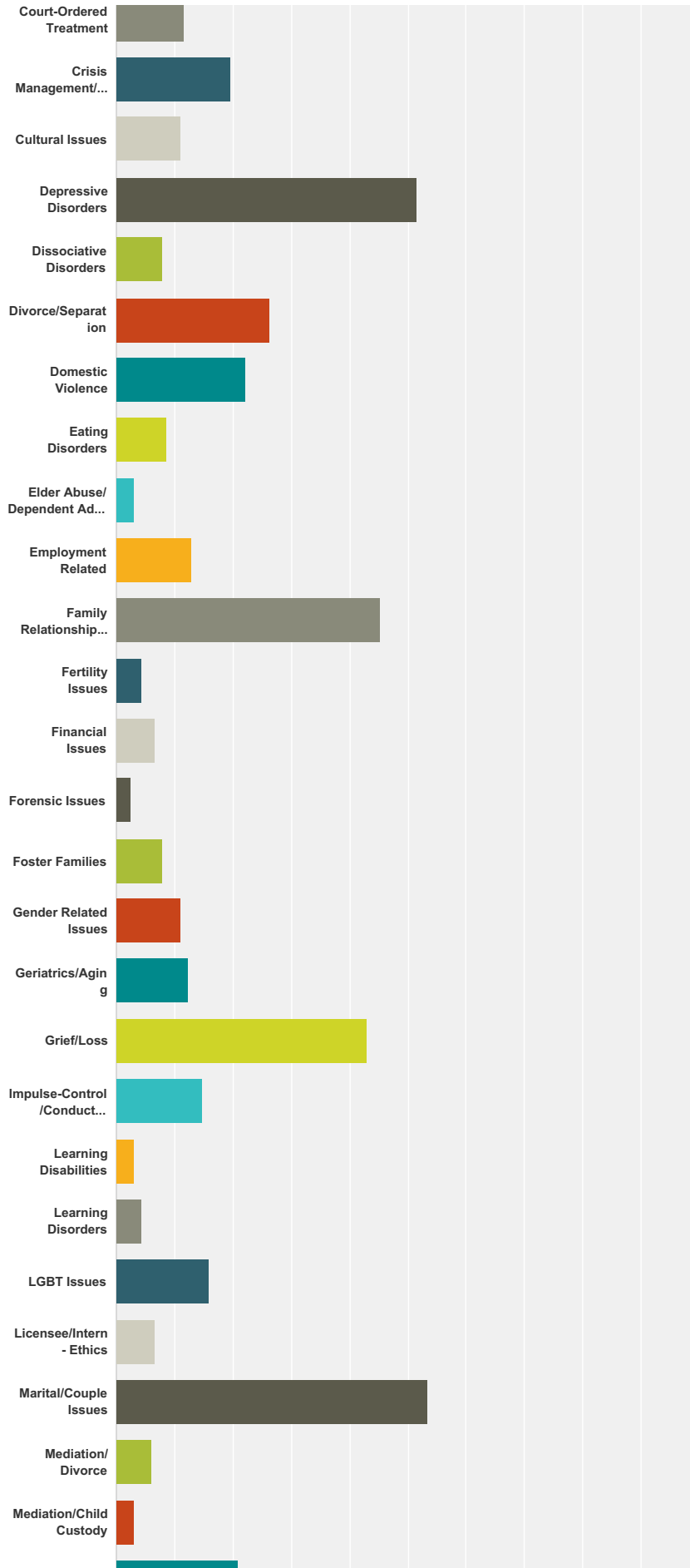
Answer Choices	Responses
Yes, even though it was not sufficiently addressed as a part of my education	30.54% 51
Yes, cultural diversity was adequately covered by my education	65.27% 109
No, I believe I need additional training to treat culturally diverse populations	2.40% 4
No, I refer culturally diverse patients to qualified therapists	1.80% 3
<b>Total</b>	<b>167</b>

**Q48 Which client issues do you work with?  
(Please select up to 5 that you consider  
yourself to specialize in, if applicable)**

Answered: 163 Skipped: 4

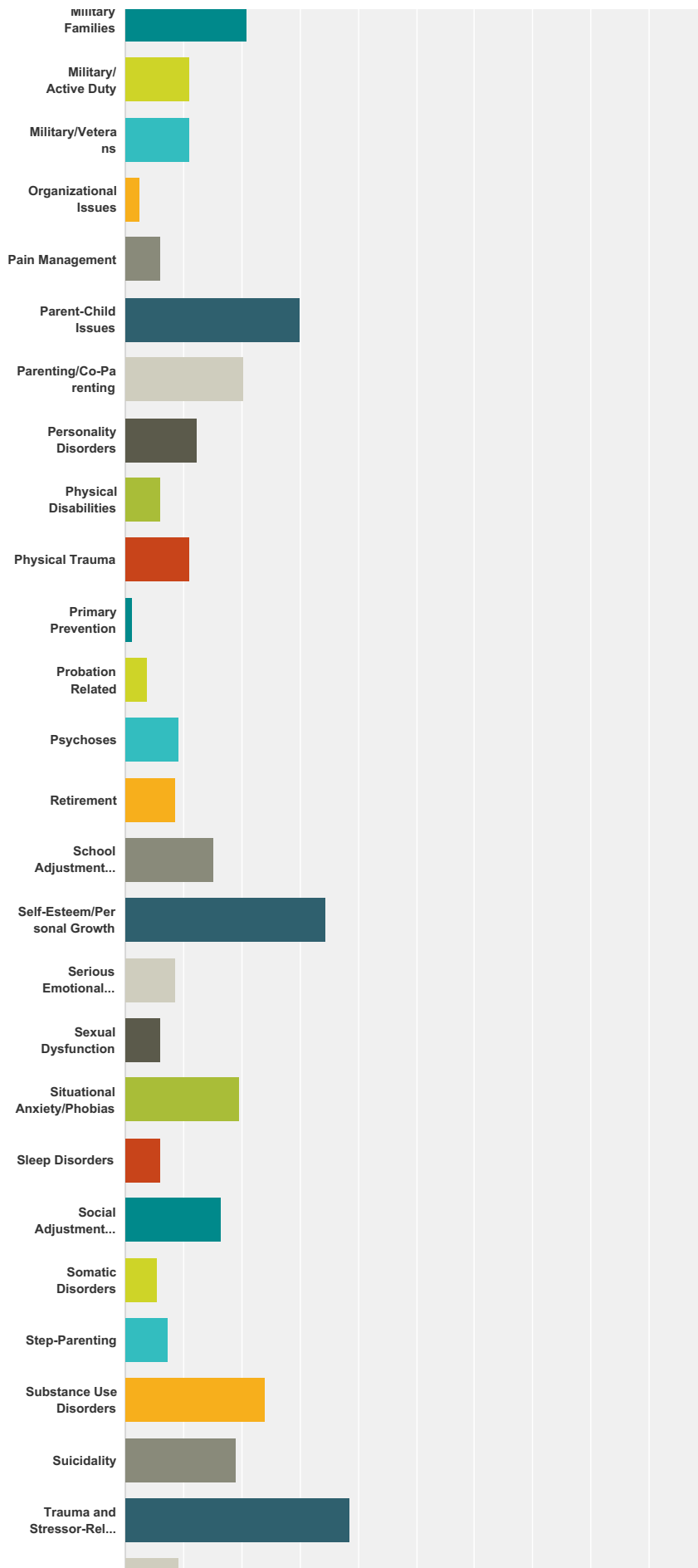


# Demographic Survey - Clinical

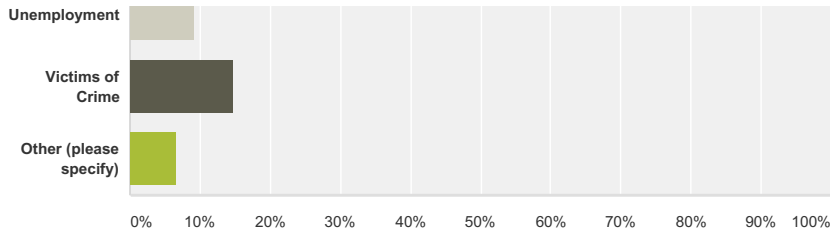




# Demographic Survey - Clinical



## Demographic Survey - Clinical



Answer Choices	Responses
5150 Evaluation	6.13% 10
Academic Failure	6.13% 10
Academic Problems	11.04% 18
Adoption	3.07% 5
Adult Children of Alcoholics (ACA)	12.27% 20
AIDS/HIV	3.68% 6
Alcohol Use	20.86% 34
Anger Management	26.99% 44
Anti-Social/Criminal Behavior	7.36% 12
Anxiety Disorders	61.96% 101
Attachment Issues	25.77% 42
Attention-Deficit Hyperactivity Disorder	17.79% 29
Autism Spectrum Disorders	7.36% 12
Bipolar Disorders	22.09% 36
Blended Families	20.86% 34
Career Issues	11.66% 19
Child Abuse Offenders	7.36% 12
Child Abuse Survivors	23.93% 39
Child Behavior Problems	17.79% 29
Child Custody Evaluation	1.84% 3
Child/Adolescent Problems	25.77% 42
Chronic/Serious Illness	13.50% 22
Co-Dependency	19.02% 31
Court-Ordered Treatment	11.66% 19
Crisis Management/ Intervention	19.63% 32
Cultural Issues	11.04% 18
Depressive Disorders	51.53% 84
Dissociative Disorders	7.98% 13
Divorce/Separation	26.38% 43
Domestic Violence	22.09% 36
Eating Disorders	8.59% 14
Elder Abuse/ Dependent Adult Abuse	3.07% 5
Employment Related	12.88% 21
Family Relationship Issues	45.40% 74
Fertility Issues	4.29% 7

## Demographic Survey - Clinical

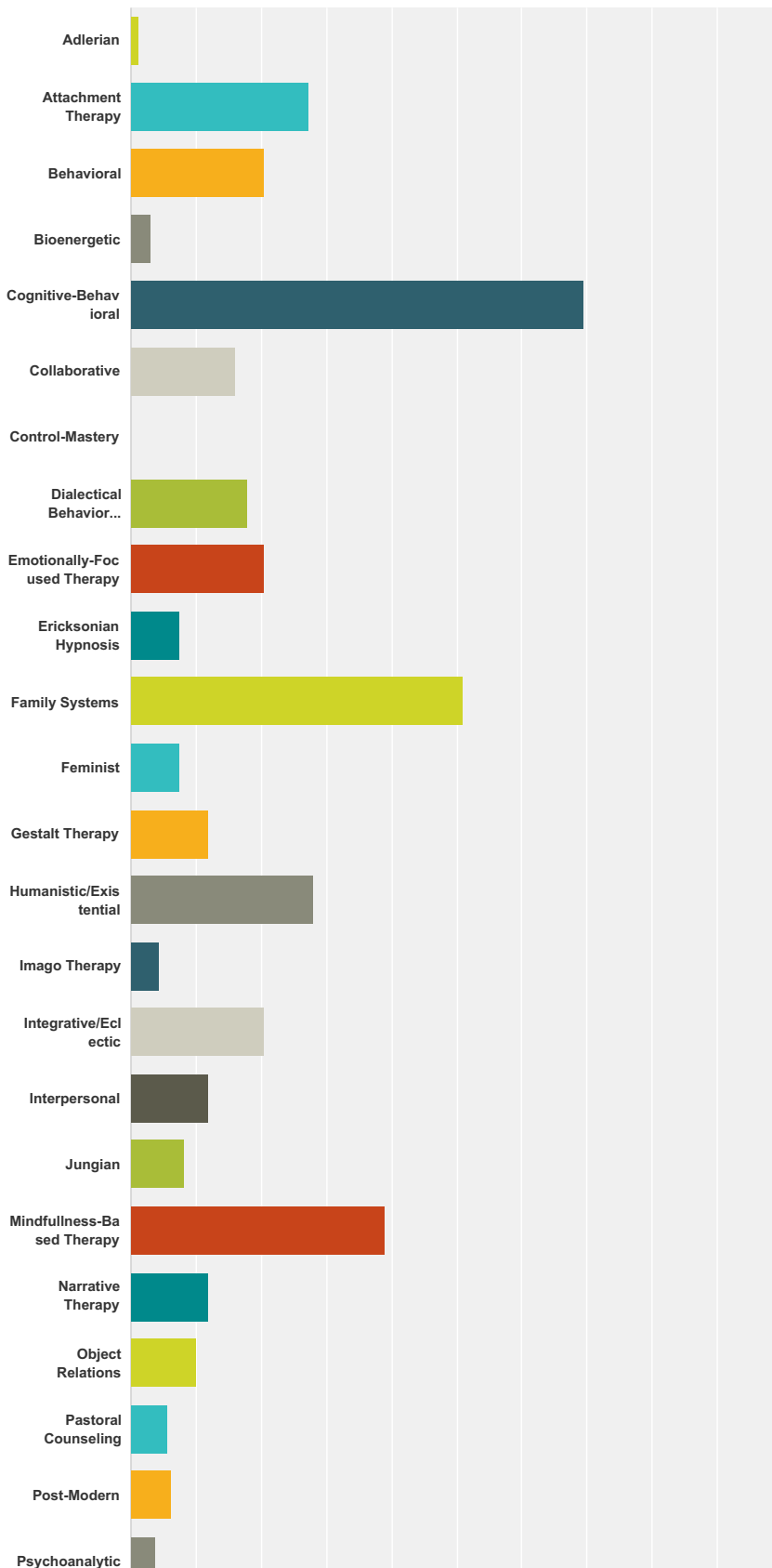
Financial Issues	6.75%	11
Forensic Issues	2.45%	4
Foster Families	7.98%	13
Gender Related Issues	11.04%	18
Geriatrics/Aging	12.27%	20
Grief/Loss	42.94%	70
Impulse-Control/Conduct Disorders	14.72%	24
Learning Disabilities	3.07%	5
Learning Disorders	4.29%	7
LGBT Issues	15.95%	26
Licensee/Intern- Ethics	6.75%	11
Marital/Couple Issues	53.37%	87
Mediation/ Divorce	6.13%	10
Mediation/Child Custody	3.07%	5
Military Families	20.86%	34
Military/ Active Duty	11.04%	18
Military/Veterans	11.04%	18
Organizational Issues	2.45%	4
Pain Management	6.13%	10
Parent-Child Issues	30.06%	49
Parenting/Co-Parenting	20.25%	33
Personality Disorders	12.27%	20
Physical Disabilities	6.13%	10
Physical Trauma	11.04%	18
Primary Prevention	1.23%	2
Probation Related	3.68%	6
Psychoses	9.20%	15
Retirement	8.59%	14
School Adjustment Problems	15.34%	25
Self-Esteem/Personal Growth	34.36%	56
Serious Emotional Disturbances (SED) Of Children	8.59%	14
Sexual Dysfunction	6.13%	10
Situational Anxiety/Phobias	19.63%	32
Sleep Disorders	6.13%	10
Social Adjustment Problems	16.56%	27
Somatic Disorders	5.52%	9
Step-Parenting	7.36%	12
Substance Use Disorders	23.93%	39
Suicidality	19.02%	31
Trauma and Stressor-Related Disorders	38.65%	63
Unemployment	9.20%	15
Victims of Crime	14.72%	24
Other (please specify)	6.75%	11

## Demographic Survey - Clinical

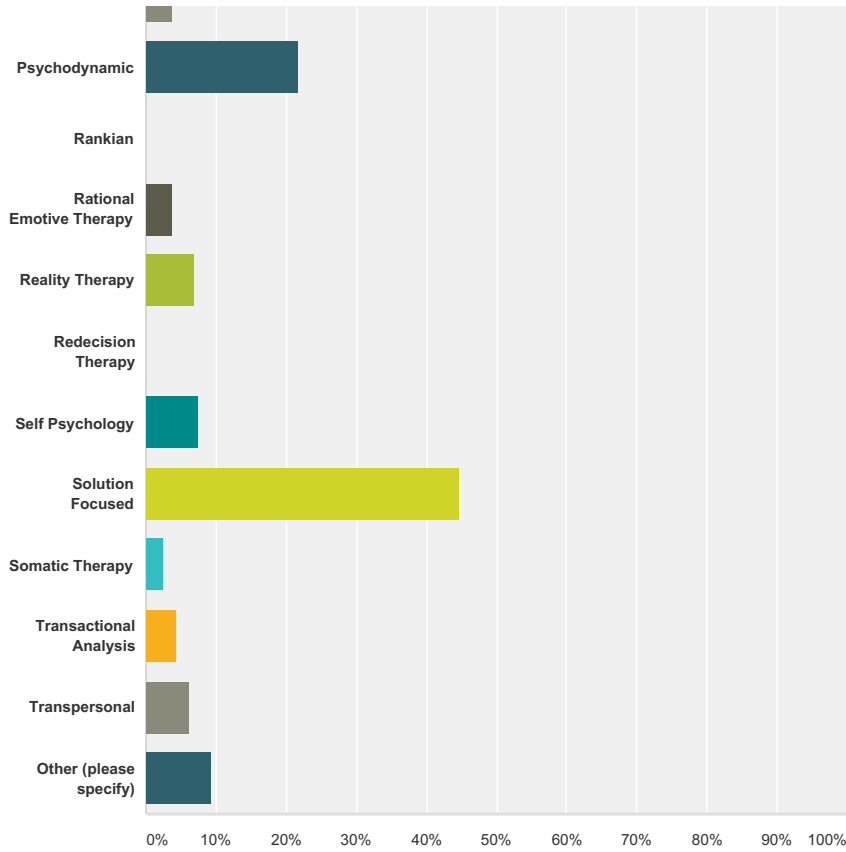
Total Respondents: 163		
#	Other (please specify)	Date
1	Immigration/ Political Asylum psych. eval. and court expert witness	2/4/2015 12:25 PM
2	Post partum depression	1/16/2015 10:41 AM
3	many more of these could be checked	1/16/2015 8:37 AM
4	PTSD, TBI	1/16/2015 5:19 AM
5	Substance and process addictions	1/15/2015 11:30 PM
6	sex offenders	1/15/2015 9:15 PM
7	All of the above	1/15/2015 7:27 PM
8	need to list more then 5	1/15/2015 6:22 PM
9	First Responders	1/15/2015 5:40 PM
10	a lot of the above	1/15/2015 3:52 PM
11	Body Focused Repetitive Behaviors	1/15/2015 3:21 PM

**Q49 Which of the following best describe your theoretical orientation? (Check all that apply)**

Answered: 161 Skipped: 6



## Demographic Survey - Clinical



Answer Choices	Responses
Adlerian	1.24% 2
Attachment Therapy	27.33% 44
Behavioral	20.50% 33
Bioenergetic	3.11% 5
Cognitive-Behavioral	69.57% 112
Collaborative	16.15% 26
Control-Mastery	0.00% 0
Dialectical Behavior Therapy (DBT)	18.01% 29
Emotionally-Focused Therapy	20.50% 33
Ericksonian Hypnosis	7.45% 12
Family Systems	50.93% 82
Feminist	7.45% 12
Gestalt Therapy	11.80% 19
Humanistic/Existential	27.95% 45
Imago Therapy	4.35% 7
Integrative/Eclectic	20.50% 33
Interpersonal	11.80% 19
Jungian	8.07% 13
Mindfulness-Based Therapy	39.13% 63
Narrative Therapy	11.80% 19
Object Relations	9.94% 16

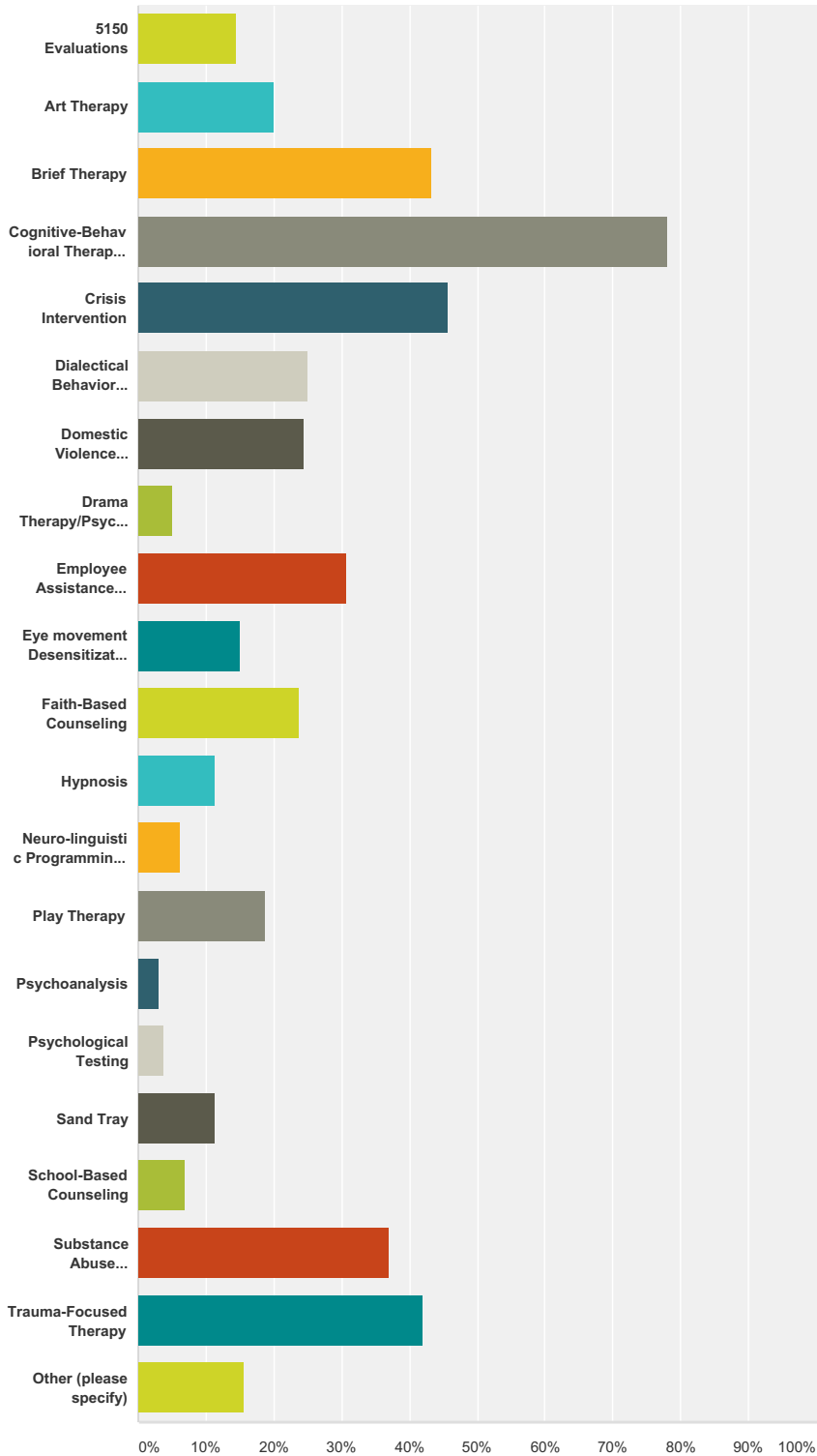
## Demographic Survey - Clinical

Pastoral Counseling	5.59%	9
Post-Modern	6.21%	10
Psychoanalytic	3.73%	6
Psychodynamic	21.74%	35
Rankian	0.00%	0
Rational Emotive Therapy	3.73%	6
Reality Therapy	6.83%	11
Redecision Therapy	0.00%	0
Self Psychology	7.45%	12
Solution Focused	44.72%	72
Somatic Therapy	2.48%	4
Transactional Analysis	4.35%	7
Transpersonal	6.21%	10
Other (please specify)	9.32%	15
<b>Total Respondents: 161</b>		

#	Other (please specify)	Date
1	Prolonged Exposure Therapy for PTSD	1/24/2015 1:21 PM
2	Short Term Deep Dynamic Psychotherapy. Brownian Model Therapy.	1/17/2015 12:22 PM
3	Integrated Faith Based Counseling	1/16/2015 10:42 PM
4	EMDR Therapy, Energy Psychology.	1/16/2015 8:38 PM
5	Internal Family Systems	1/16/2015 5:23 PM
6	Coherence Therapy	1/16/2015 9:37 AM
7	Motivational Interviewing	1/16/2015 7:14 AM
8	Bowenian	1/15/2015 9:23 PM
9	Intensive Short-term Dynamic Psychotherapy	1/15/2015 7:40 PM
10	Rogerian	1/15/2015 7:30 PM
11	Energy Psychology	1/15/2015 4:21 PM
12	Aedp	1/15/2015 4:07 PM
13	Psychodynamic	1/15/2015 3:59 PM
14	interpersonal neurobiology	1/15/2015 3:19 PM
15	Acceptance and Commitment Therapy	1/15/2015 2:56 PM

**Q50 Which of the following therapeutic modalities, approaches or procedures do you utilize in clinical practice? (Check all that apply)**

Answered: 160 Skipped: 7



Answer Choices	Responses
----------------	-----------



## Demographic Survey - Clinical

5150 Evaluations	14.37%	23
Art Therapy	20.00%	32
Brief Therapy	43.13%	69
Cognitive-Behavioral Therapy (CBT)	78.13%	125
Crisis Intervention	45.63%	73
Dialectical Behavior Therapy (DBT)	25.00%	40
Domestic Violence Counseling	24.38%	39
Drama Therapy/Psychodrama	5.00%	8
Employee Assistance Counseling (EAP)	30.63%	49
Eye movement Desensitization and Reprocessing (EMDR)	15.00%	24
Faith-Based Counseling	23.75%	38
Hypnosis	11.25%	18
Neuro-linguistic Programming (NLP)	6.25%	10
Play Therapy	18.75%	30
Psychoanalysis	3.13%	5
Psychological Testing	3.75%	6
Sand Tray	11.25%	18
School-Based Counseling	6.88%	11
Substance Abuse Counseling	36.88%	59
Trauma-Focused Therapy	41.88%	67
Other (please specify)	15.63%	25
<b>Total Respondents: 160</b>		

#	Other (please specify)	Date
1	Rapid Resolution Therapy	2/5/2015 5:31 PM
2	Child custody mediation	2/4/2015 8:29 PM
3	Prolonged Exposure Therapy	1/24/2015 1:21 PM
4	grief therapy	1/17/2015 11:41 PM
5	Emotionally Focused Therapy	1/16/2015 6:37 PM
6	Somatic experiencing, Psychosynthesis	1/16/2015 1:25 PM
7	MBSR	1/16/2015 10:46 AM
8	Coherence Therapy methodology; EFT Tapping	1/16/2015 9:37 AM
9	expressive arts therapy, dance therapy, bibliotherapy	1/16/2015 9:26 AM
10	Motivational Interviewing	1/16/2015 7:14 AM
11	bioenergetics	1/16/2015 6:13 AM
12	Equine Assisted Psychology	1/16/2015 5:22 AM
13	mindfulness & self compassion practices	1/15/2015 9:06 PM
14	meditation, guided imagery, breathing techniques	1/15/2015 8:35 PM
15	recreation, solution focused TX, wellness, exercise, journaling, thought record, mindfulness..	1/15/2015 8:23 PM
16	IS-TDP	1/15/2015 7:40 PM
17	Cognitive Processing Therapy	1/15/2015 7:20 PM
18	Bioenergetics	1/15/2015 6:36 PM
19	EQUINE ASSISTED Psychotherapy	1/15/2015 5:44 PM
20	Emotional focused therapy (EFT)	1/15/2015 4:24 PM
21	Emotional Freedom Techniques	1/15/2015 4:21 PM
22	Solution Focused Brief Therapy	1/15/2015 4:14 PM
23	Systems with Individuals and couples	1/15/2015 3:59 PM

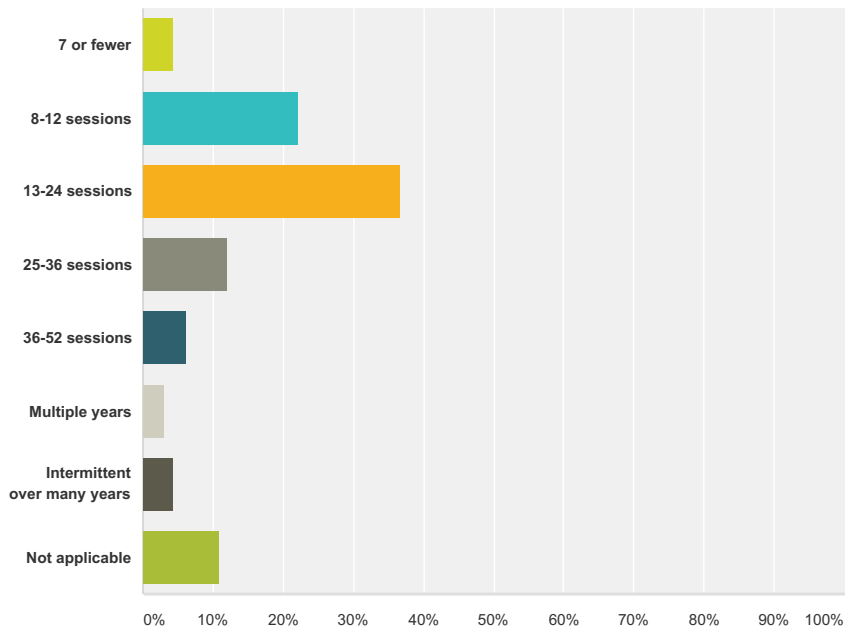
## Demographic Survey - Clinical

24	Advanced Integrative Therapy	1/15/2015 3:19 PM
25	Acceptance and Commitment Therapy	1/15/2015 2:56 PM

## Demographic Survey - Clinical

### Q51 On average, what is the number of times you see a client before concluding treatment?

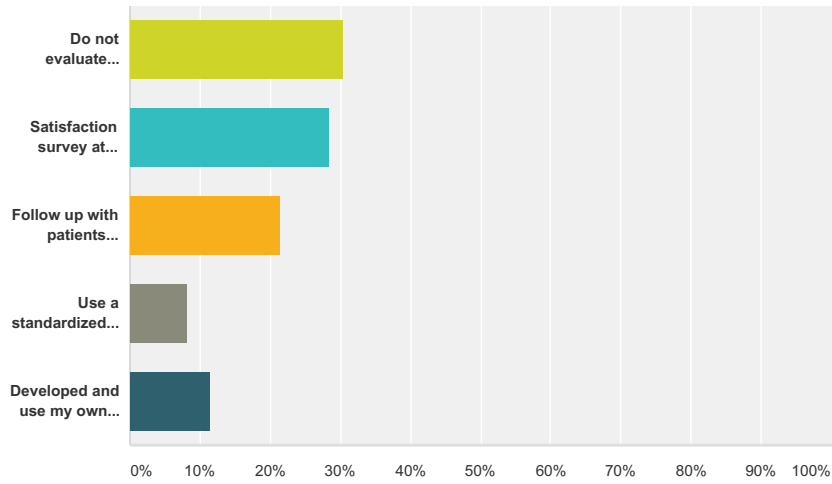
Answered: 158 Skipped: 9



Answer Choices	Responses
7 or fewer	4.43% 7
8-12 sessions	22.15% 35
13-24 sessions	36.71% 58
25-36 sessions	12.03% 19
36-52 sessions	6.33% 10
Multiple years	3.16% 5
Intermittent over many years	4.43% 7
Not applicable	10.76% 17
<b>Total</b>	<b>158</b>

**Q52 What means do you use to determine whether treatment is successful?**

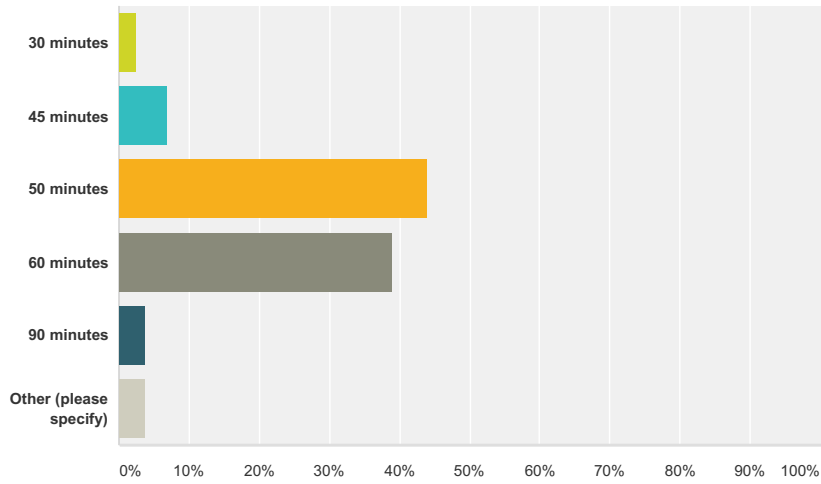
Answered: 158 Skipped: 9



Answer Choices	Responses
Do not evaluate outcomes	30.38% 48
Satisfaction survey at conclusion of treatment/Termination interview	28.48% 45
Follow up with patients following treatment	21.52% 34
Use a standardized outcomes instrument	8.23% 13
Developed and use my own outcomes instrument	11.39% 18
<b>Total</b>	<b>158</b>

**Q53 What is the average length of a session with a client?**

Answered: 161 Skipped: 6

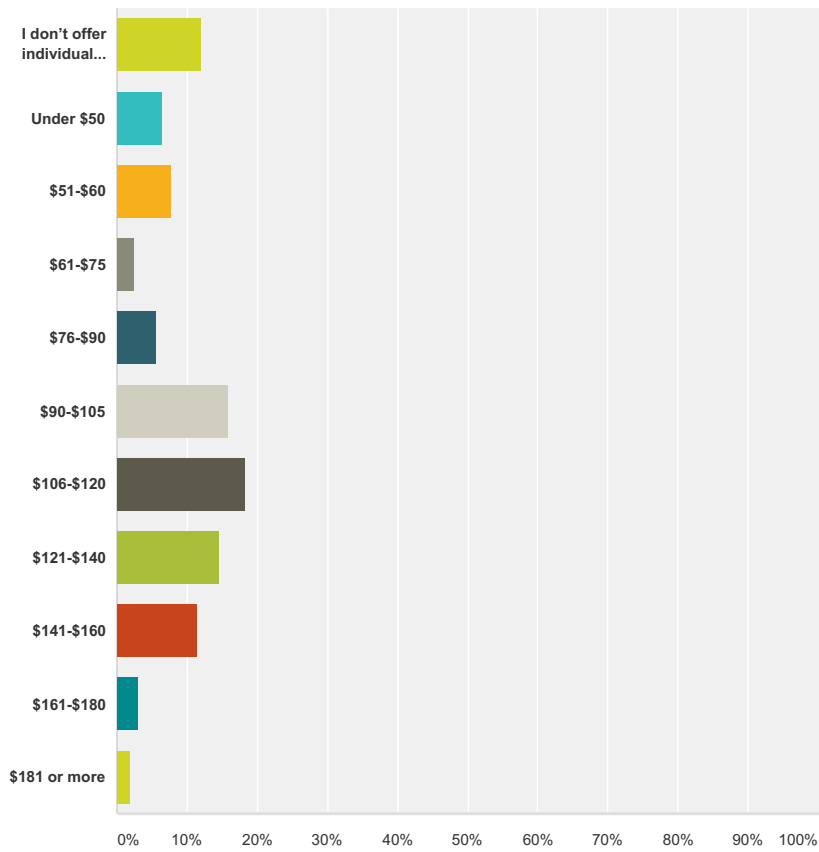


Answer Choices	Responses	
30 minutes	2.48%	4
45 minutes	6.83%	11
50 minutes	44.10%	71
60 minutes	39.13%	63
90 minutes	3.73%	6
Other (please specify)	3.73%	6
<b>Total</b>		<b>161</b>

#	Other (please specify)	Date
1	20	2/4/2015 11:33 AM
2	75	1/18/2015 12:09 PM
3	55	1/18/2015 8:09 AM
4	75	1/15/2015 11:37 PM
5	8	1/15/2015 7:34 PM
6	55	1/15/2015 3:54 PM

**Q54 What is the usual and customary fee CHARGED by you or your employer for an hour of individual psychotherapy?**

Answered: 157 Skipped: 10

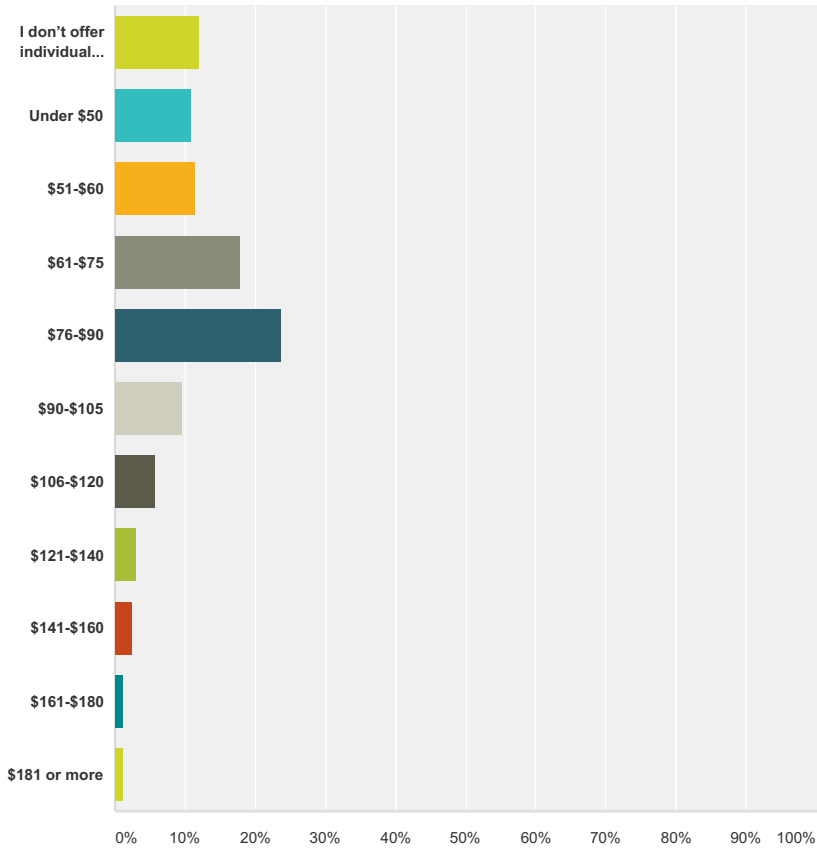


Answer Choices	Responses
I don't offer individual psychotherapy	12.10% 19
Under \$50	6.37% 10
\$51-\$60	7.64% 12
\$61-\$75	2.55% 4
\$76-\$90	5.73% 9
\$90-\$105	15.92% 25
\$106-\$120	18.47% 29
\$121-\$140	14.65% 23
\$141-\$160	11.46% 18
\$161-\$180	3.18% 5
\$181 or more	1.91% 3
<b>Total</b>	<b>157</b>

## Demographic Survey - Clinical

### Q55 What is the actual average fee PAID for an hour of individual psychotherapy (Taking into account discounted fees or sliding fee scales.)

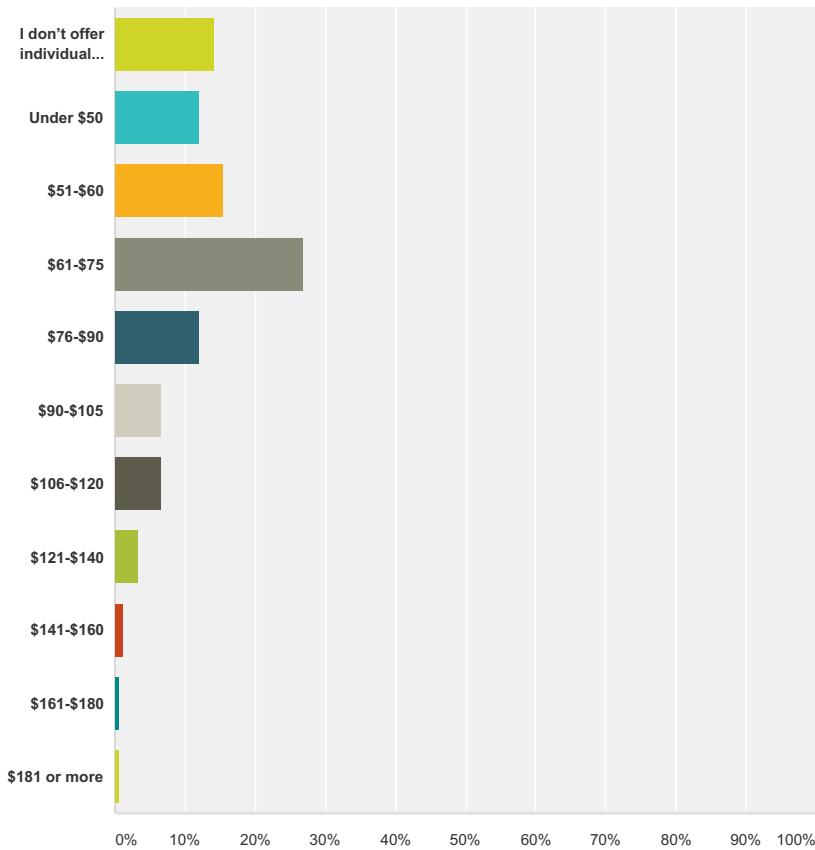
Answered: 156 Skipped: 11



Answer Choices	Responses	Count
I don't offer individual psychotherapy	12.18%	19
Under \$50	10.90%	17
\$51-\$60	11.54%	18
\$61-\$75	17.95%	28
\$76-\$90	23.72%	37
\$90-\$105	9.62%	15
\$106-\$120	5.77%	9
\$121-\$140	3.21%	5
\$141-\$160	2.56%	4
\$161-\$180	1.28%	2
\$181 or more	1.28%	2
<b>Total</b>		<b>156</b>

**Q56 What is the actual average fee PAID for an hour of individual psychotherapy (Taking into account managed care reimbursement rates.)**

Answered: 149 Skipped: 18

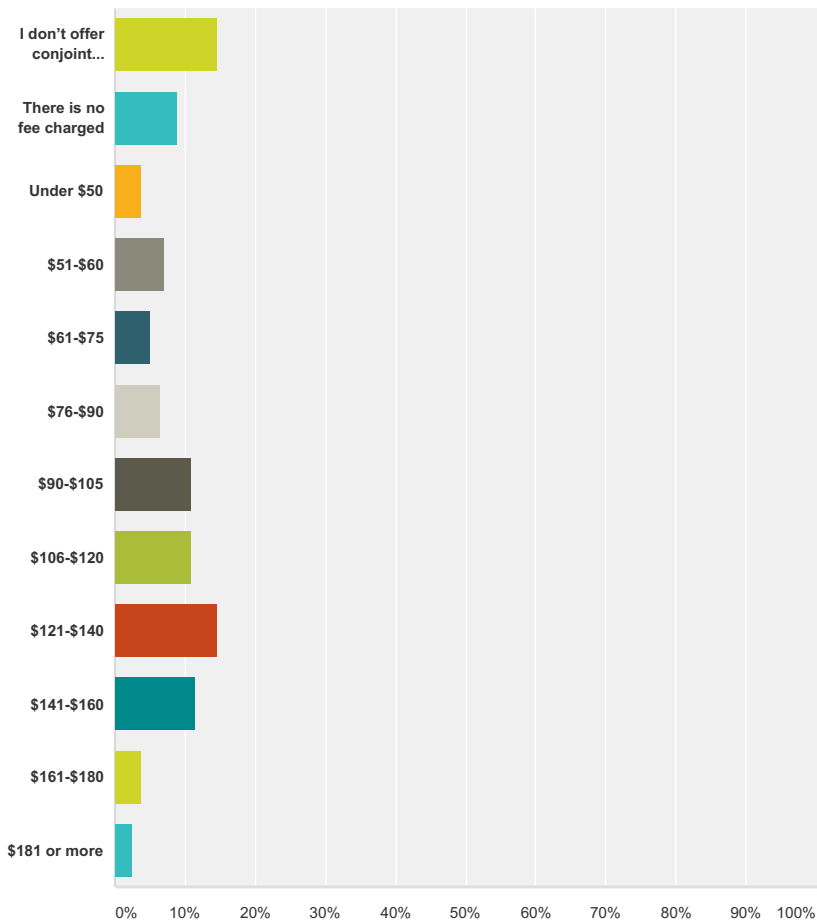


Answer Choices	Responses	Count
I don't offer individual psychotherapy	14.09%	21
Under \$50	12.08%	18
\$51-\$60	15.44%	23
\$61-\$75	26.85%	40
\$76-\$90	12.08%	18
\$90-\$105	6.71%	10
\$106-\$120	6.71%	10
\$121-\$140	3.36%	5
\$141-\$160	1.34%	2
\$161-\$180	0.67%	1
\$181 or more	0.67%	1
<b>Total</b>		<b>149</b>



**Q57 What is the usual and customary fee charged by you or your employer for an hour of conjoint therapy?**

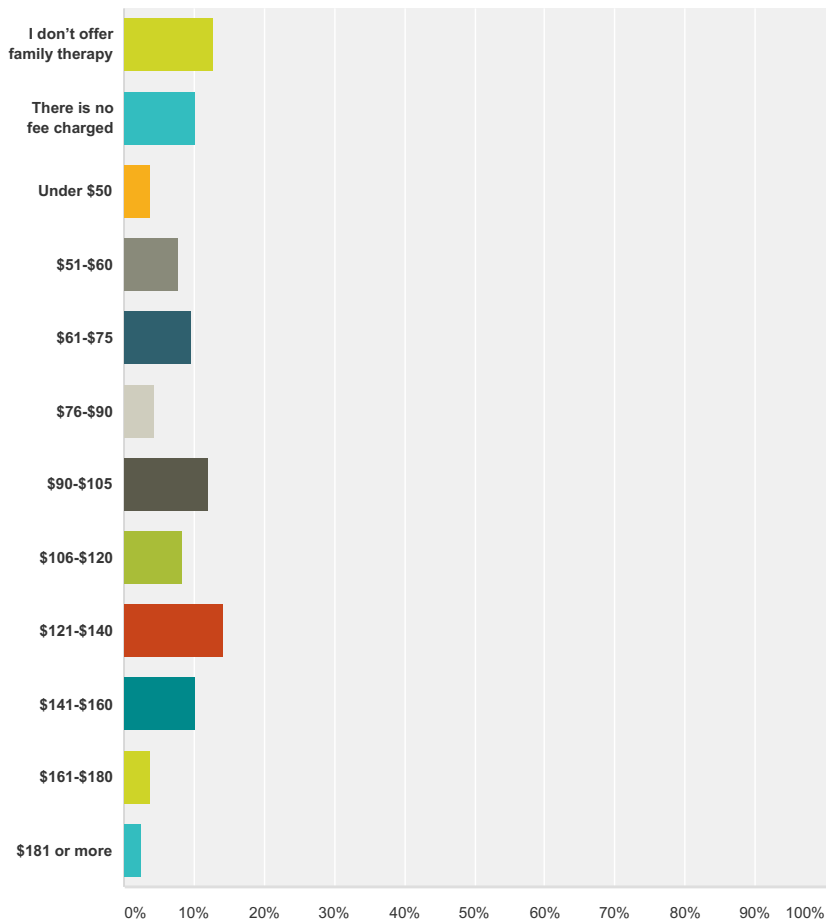
Answered: 157 Skipped: 10



Answer Choices	Responses	Count
I don't offer conjoint therapy	14.65%	23
There is no fee charged	8.92%	14
Under \$50	3.82%	6
\$51-\$60	7.01%	11
\$61-\$75	5.10%	8
\$76-\$90	6.37%	10
\$90-\$105	10.83%	17
\$106-\$120	10.83%	17
\$121-\$140	14.65%	23
\$141-\$160	11.46%	18
\$161-\$180	3.82%	6
\$181 or more	2.55%	4
<b>Total</b>		<b>157</b>

**Q58 What is the usual and customary fee charged by you or your employer for an hour of family therapy?**

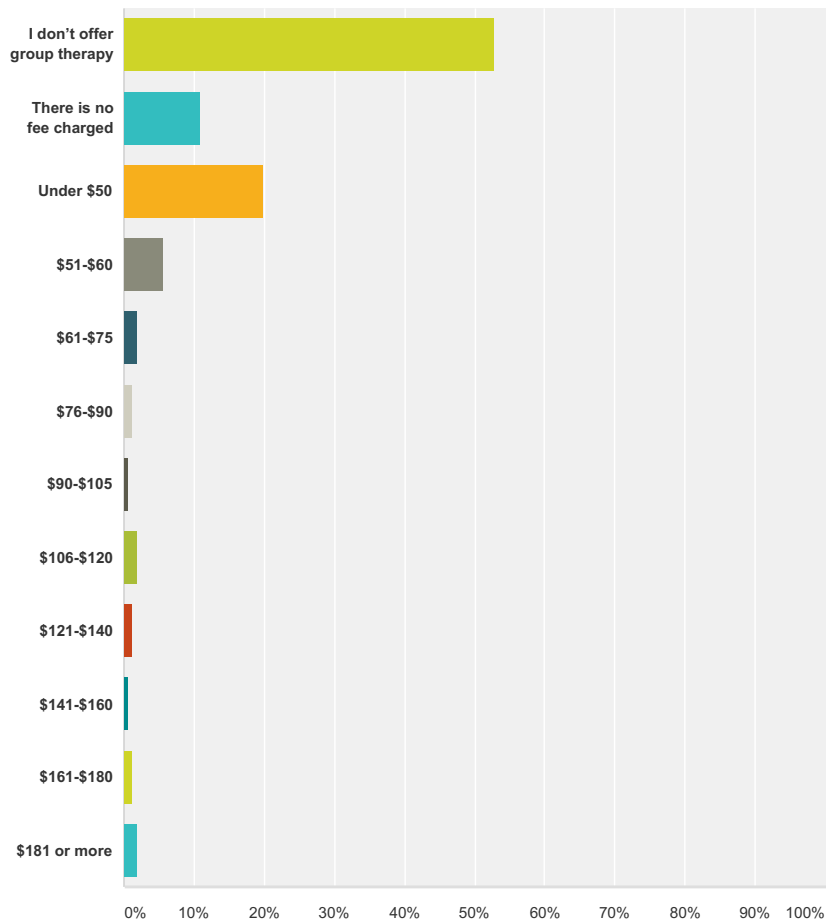
Answered: 156 Skipped: 11



Answer Choices	Responses	
I don't offer family therapy	12.82%	20
There is no fee charged	10.26%	16
Under \$50	3.85%	6
\$51-\$60	7.69%	12
\$61-\$75	9.62%	15
\$76-\$90	4.49%	7
\$90-\$105	12.18%	19
\$106-\$120	8.33%	13
\$121-\$140	14.10%	22
\$141-\$160	10.26%	16
\$161-\$180	3.85%	6
\$181 or more	2.56%	4
<b>Total</b>		<b>156</b>

**Q59 What is the usual and customary fee charged by you or your employer for an hour of group therapy?**

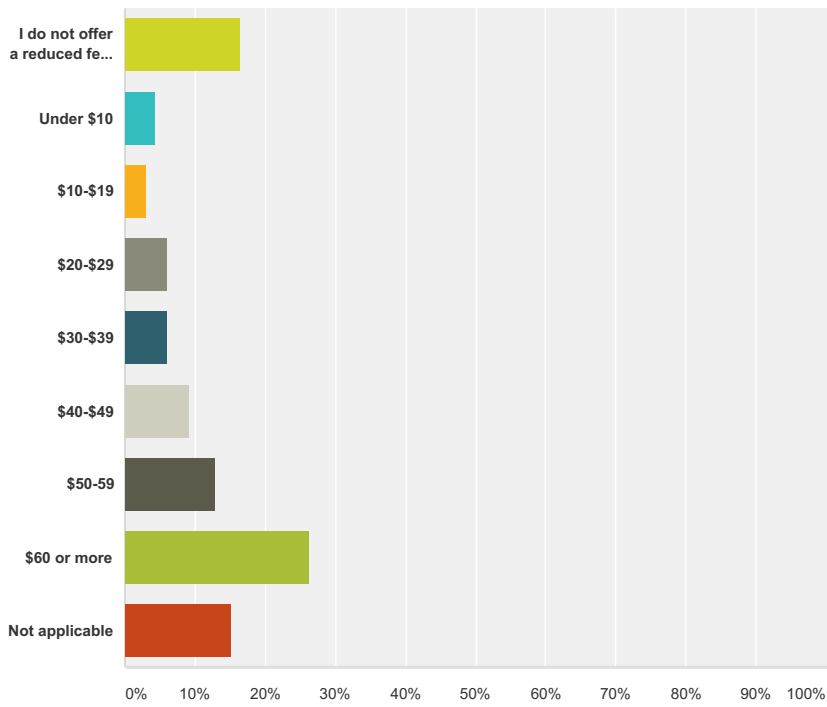
Answered: 157 Skipped: 10



Answer Choices	Responses	
I don't offer group therapy	52.87%	83
There is no fee charged	10.83%	17
Under \$50	19.75%	31
\$51-\$60	5.73%	9
\$61-\$75	1.91%	3
\$76-\$90	1.27%	2
\$90-\$105	0.64%	1
\$106-\$120	1.91%	3
\$121-\$140	1.27%	2
\$141-\$160	0.64%	1
\$161-\$180	1.27%	2
\$181 or more	1.91%	3
<b>Total</b>		<b>157</b>

**Q60 If you or your employer charge according to a sliding fee scale, what is the lowest fee charged?**

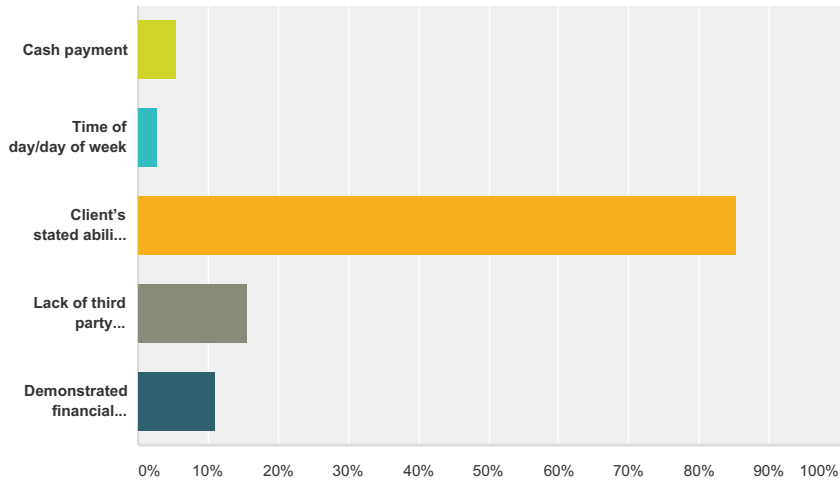
Answered: 163 Skipped: 4



Answer Choices	Responses	
I do not offer a reduced fee or sliding scale	16.56%	27
Under \$10	4.29%	7
\$10-\$19	3.07%	5
\$20-\$29	6.13%	10
\$30-\$39	6.13%	10
\$40-\$49	9.20%	15
\$50-59	12.88%	21
\$60 or more	26.38%	43
Not applicable	15.34%	25
<b>Total</b>		<b>163</b>

**Q61 How is your reduced fee or sliding scale determined?**

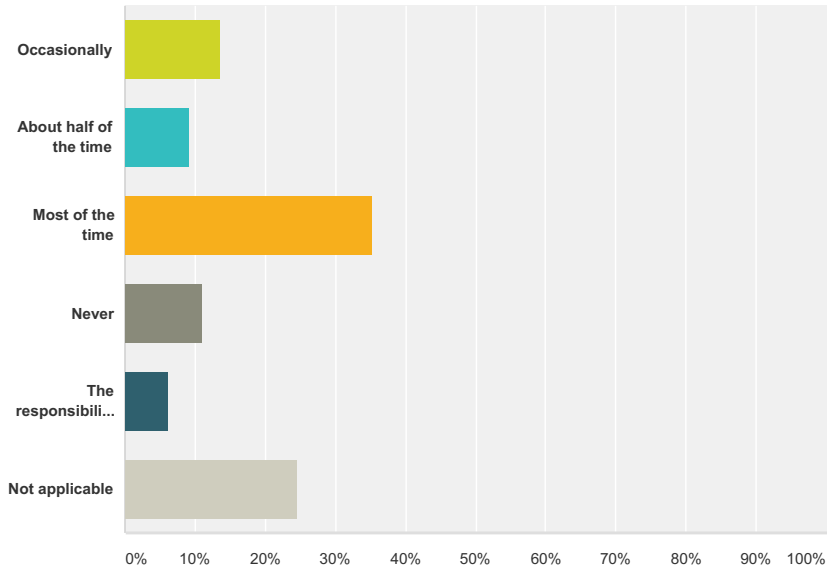
Answered: 109 Skipped: 58



Answer Choices	Responses
Cash payment	5.50% 6
Time of day/day of week	2.75% 3
Client's stated ability to pay with no verification	85.32% 93
Lack of third party reimbursement	15.60% 17
Demonstrated financial hardship, such as a tax return, etc.	11.01% 12
<b>Total Respondents: 109</b>	

**Q62 How often are you or your employer partially or fully reimbursed by a third-party payer (e.g., an insurance plan, Medi-Cal, Victims of Crime, etc.)?**

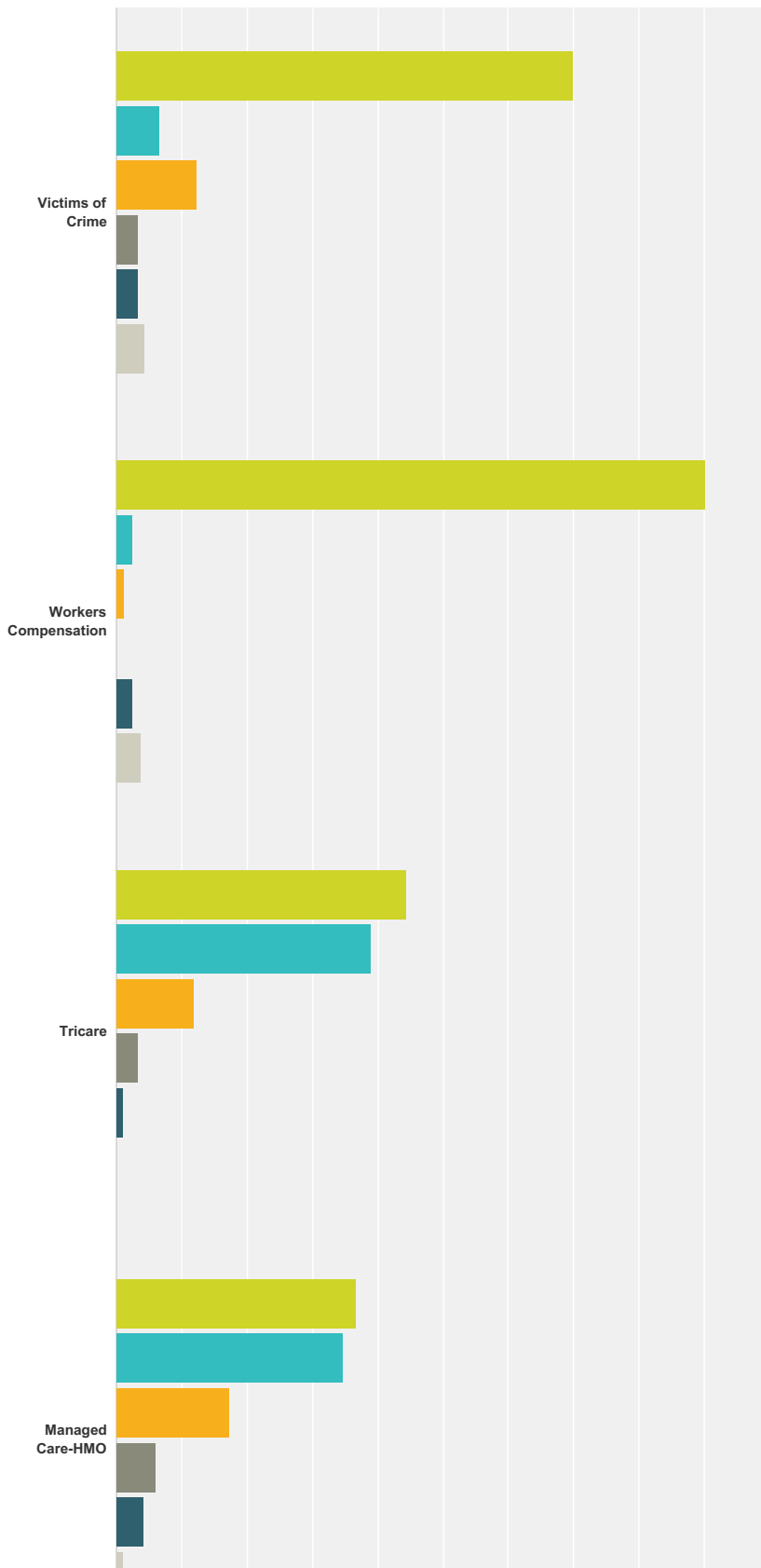
Answered: 162 Skipped: 5



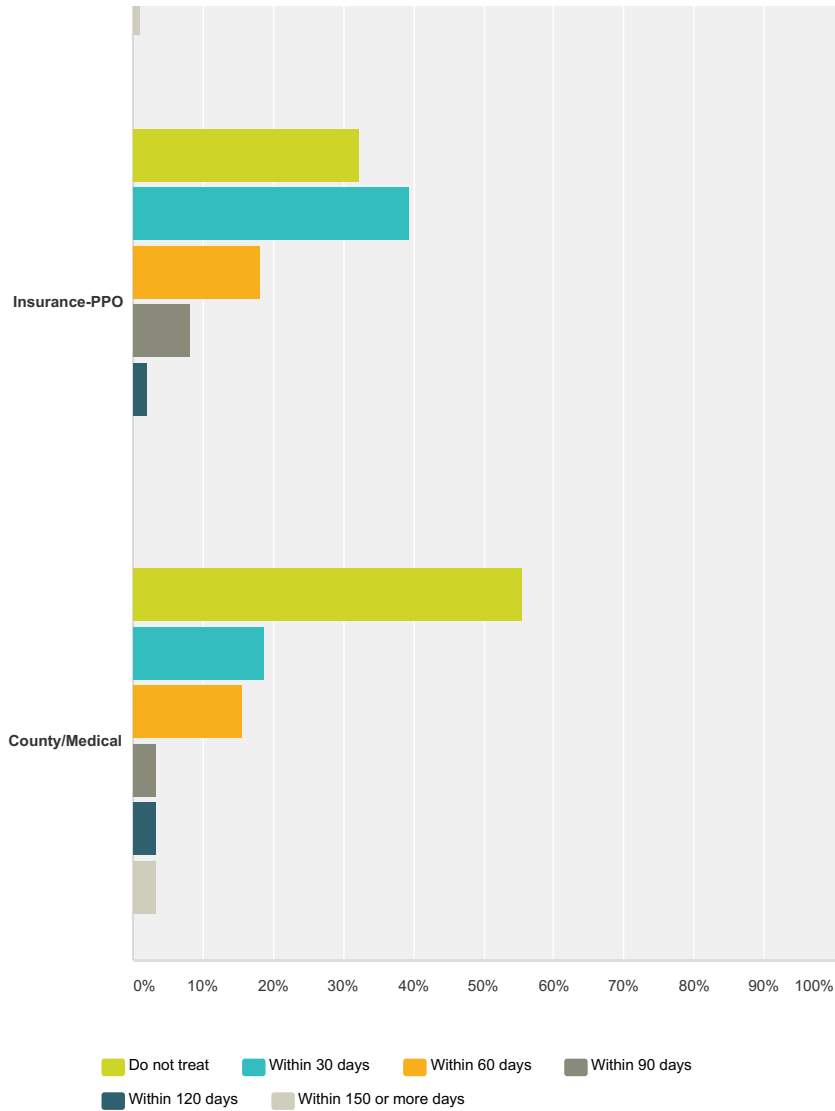
Answer Choices	Responses
Occasionally	13.58% 22
About half of the time	9.26% 15
Most of the time	35.19% 57
Never	11.11% 18
The responsibility of insurance claims is handled by the patient	6.17% 10
Not applicable	24.69% 40
<b>Total</b>	<b>162</b>

**Q63 What is the average length of time you or your employer must wait following initial billing before you are reimbursed?**

Answered: 108 Skipped: 59



## Demographic Survey - Clinical

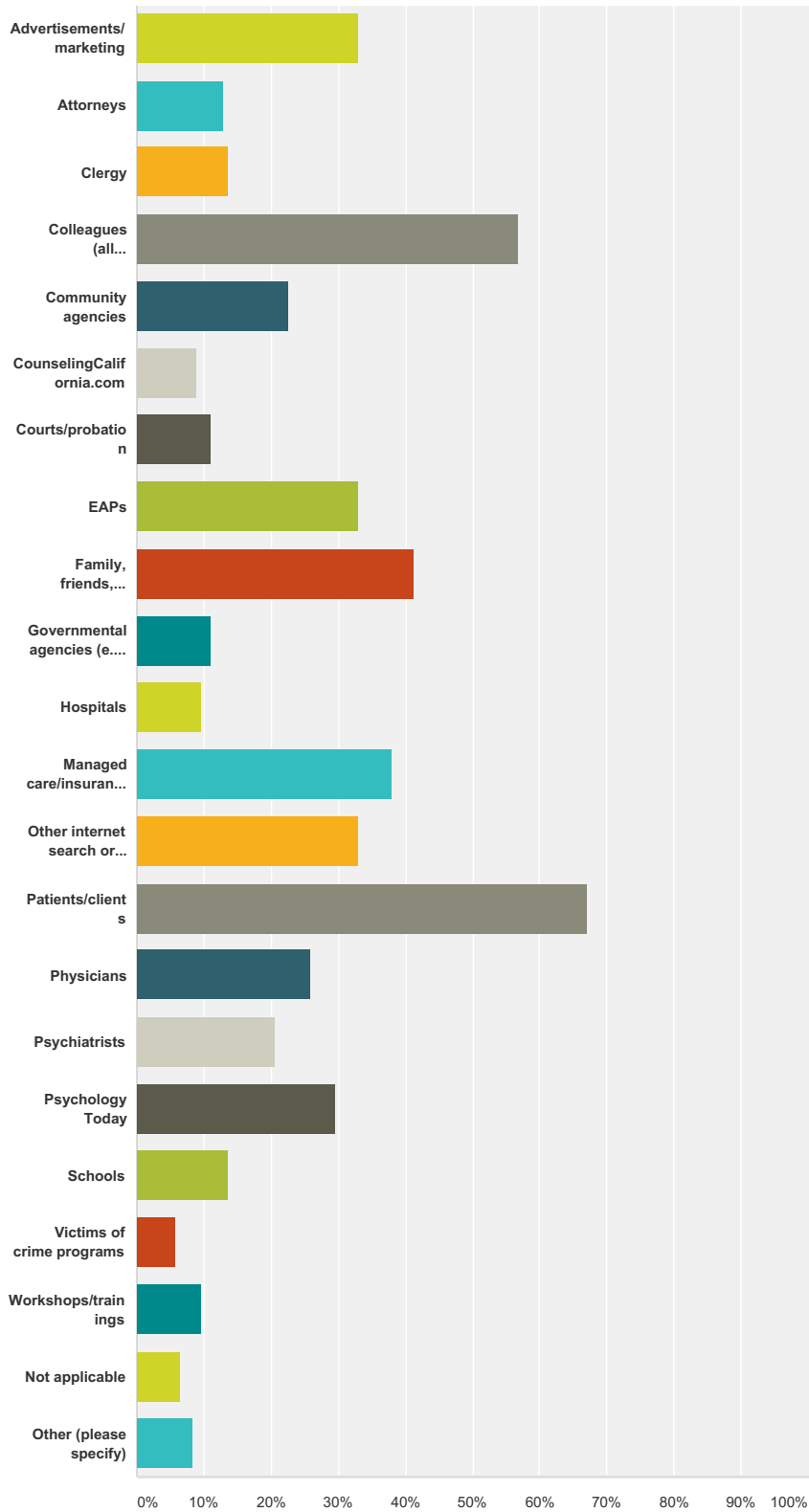


	Do not treat	Within 30 days	Within 60 days	Within 90 days	Within 120 days	Within 150 or more days	Total
Victims of Crime	70.00% 63	6.67% 6	12.22% 11	3.33% 3	3.33% 3	4.44% 4	90
Workers Compensation	90.24% 74	2.44% 2	1.22% 1	0.00% 0	2.44% 2	3.66% 3	82
Tricare	44.57% 41	39.13% 36	11.96% 11	3.26% 3	1.09% 1	0.00% 0	92
Managed Care-HMO	36.73% 36	34.69% 34	17.35% 17	6.12% 6	4.08% 4	1.02% 1	98
Insurance-PPO	32.32% 32	39.39% 39	18.18% 18	8.08% 8	2.02% 2	0.00% 0	99
County/Medical	55.56% 50	18.89% 17	15.56% 14	3.33% 3	3.33% 3	3.33% 3	90



**Q64 What is your source for patient referrals? (Check all that apply)**

Answered: 155 Skipped: 12



Answer Choices	Responses
----------------	-----------

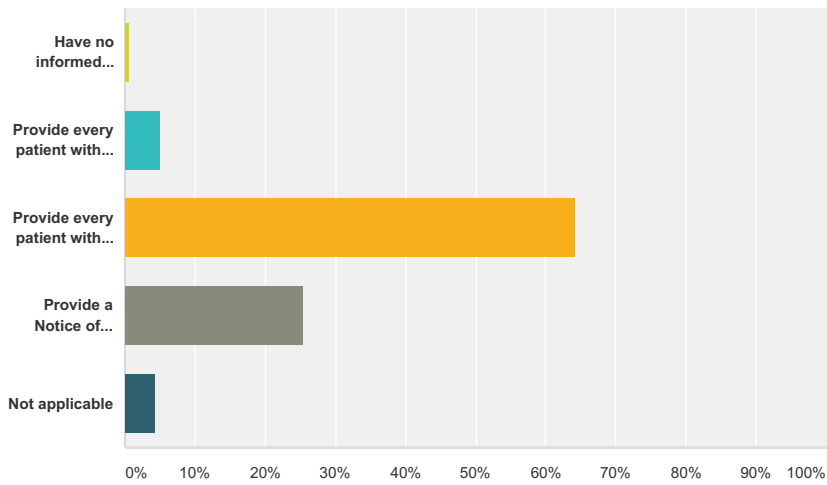
## Demographic Survey - Clinical

Advertisements/marketing	32.90%	51
Attorneys	12.90%	20
Clergy	13.55%	21
Colleagues (all disciplines)	56.77%	88
Community agencies	22.58%	35
CounselingCalifornia.com	9.03%	14
Courts/probation	10.97%	17
EAPs	32.90%	51
Family, friends, neighbors	41.29%	64
Governmental agencies (e.g., CPS, DSS)	10.97%	17
Hospitals	9.68%	15
Managed care/insurance company	38.06%	59
Other internet search or therapist locator	32.90%	51
Patients/clients	67.10%	104
Physicians	25.81%	40
Psychiatrists	20.65%	32
Psychology Today	29.68%	46
Schools	13.55%	21
Victims of crime programs	5.81%	9
Workshops/trainings	9.68%	15
Not applicable	6.45%	10
Other (please specify)	8.39%	13
<b>Total Respondents: 155</b>		

#	Other (please specify)	Date
1	located on a military base	2/9/2015 4:41 PM
2	none now	2/5/2015 3:13 PM
3	Area Churches	2/4/2015 4:48 PM
4	probation	1/21/2015 12:42 PM
5	Referrals by Child neurologists and by old clients	1/17/2015 12:31 PM
6	Past clients	1/16/2015 10:52 PM
7	School districts	1/16/2015 2:46 PM
8	network	1/16/2015 9:30 AM
9	Gambling hotline, CalGets	1/15/2015 11:46 PM
10	community employees	1/15/2015 8:56 PM
11	I'm just starting private practice in Feb	1/15/2015 8:29 PM
12	Client	1/15/2015 4:40 PM
13	Foster Family Agencies	1/15/2015 3:31 PM

**Q65 Do you and/or your employer provide patients with a written informed consent/disclosure statement?**

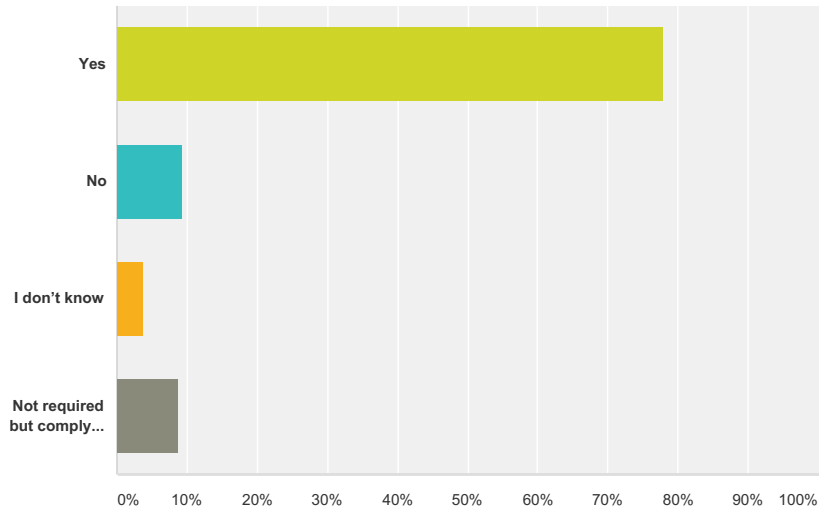
Answered: 157 Skipped: 10



Answer Choices	Responses	
Have no informed consent/disclosure statement	0.64%	1
Provide every patient with a statement, but require no signatures	5.10%	8
Provide every patient with a statement that each patient is required to sign	64.33%	101
Provide a Notice of Privacy Practices pursuant to HIPAA	25.48%	40
Not applicable	4.46%	7
<b>Total</b>		<b>157</b>

**Q66 Are you required to be HIPAA compliant?**

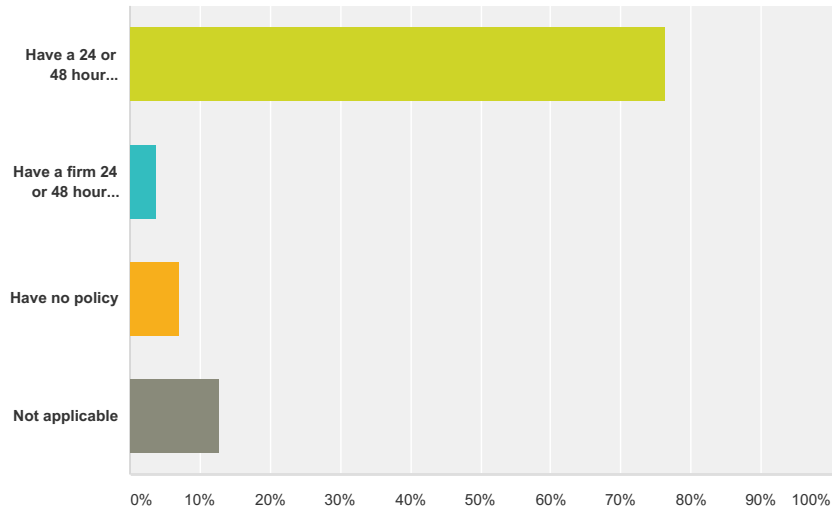
Answered: 158 Skipped: 9



Answer Choices	Responses
Yes	77.85% 123
No	9.49% 15
I don't know	3.80% 6
Not required but comply anyway	8.86% 14
<b>Total</b>	<b>158</b>

**Q67 Do you and/or your employer have a written policy for no-show/cancellations?**

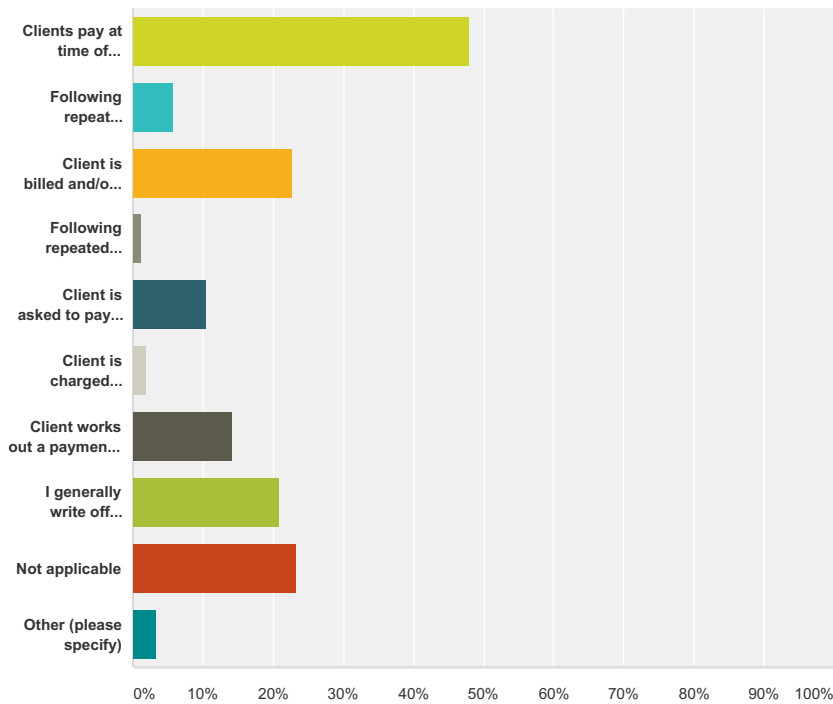
Answered: 157 Skipped: 10



Answer Choices	Responses
Have a 24 or 48 hour cancellation policy, but exercise discretion in enforcement	76.43% 120
Have a firm 24 or 48 hour cancellation policy with no discretion	3.82% 6
Have no policy	7.01% 11
Not applicable	12.74% 20
<b>Total</b>	<b>157</b>

**Q68 Which of the following is used by you and/or your employer for clients who do not pay bills timely: (Check all that apply)**

Answered: 154 Skipped: 13

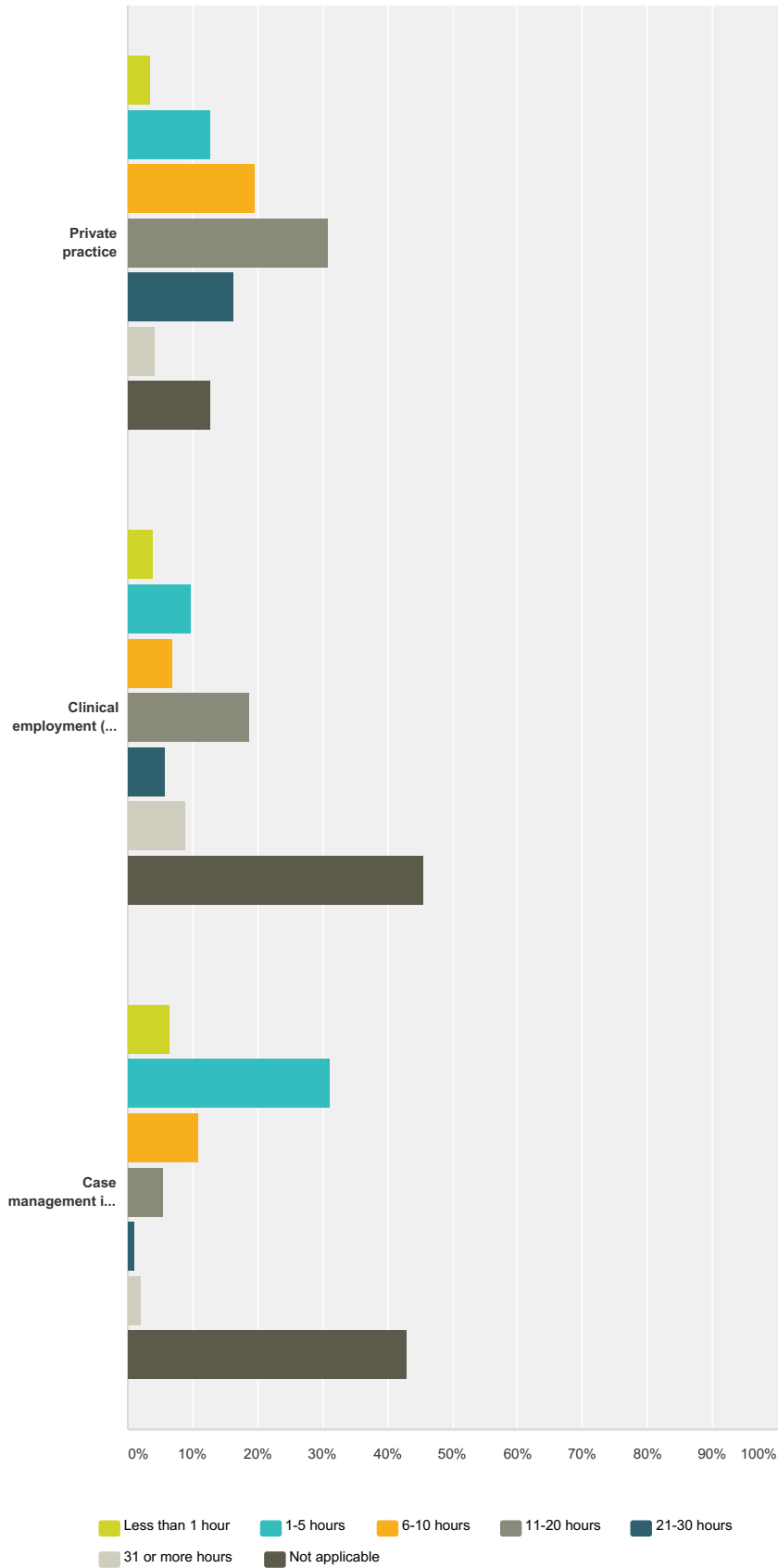


Answer Choices	Responses
Clients pay at time of treatment only	48.05% 74
Following repeat billings, balance is turned over to a collection agency	5.84% 9
Client is billed and/or receives letter(s) requesting payment	22.73% 35
Following repeated billings, small claims court action is pursued	1.30% 2
Client is asked to pay balance by charging to a credit card	10.39% 16
Client is charged interest on aging balance	1.95% 3
Client works out a payment plan to pay off balance	14.29% 22
I generally write off unpaid balance	20.78% 32
Not applicable	23.38% 36
Other (please specify)	3.25% 5
<b>Total Respondents: 154</b>	

#	Other (please specify)	Date
1	work for HMO do not know	2/5/2015 3:13 PM
2	Handled by office	1/15/2015 10:06 PM
3	strictly insurance	1/15/2015 8:56 PM
4	I haven't started private practice yet. the County has their own Billing system which I'm not aware	1/15/2015 8:29 PM
5	Keep working with client to get caught up	1/15/2015 5:51 PM

**Q69 What is the average number of hours of therapy you provide per week:**

Answered: 155 Skipped: 12



## Demographic Survey - Clinical

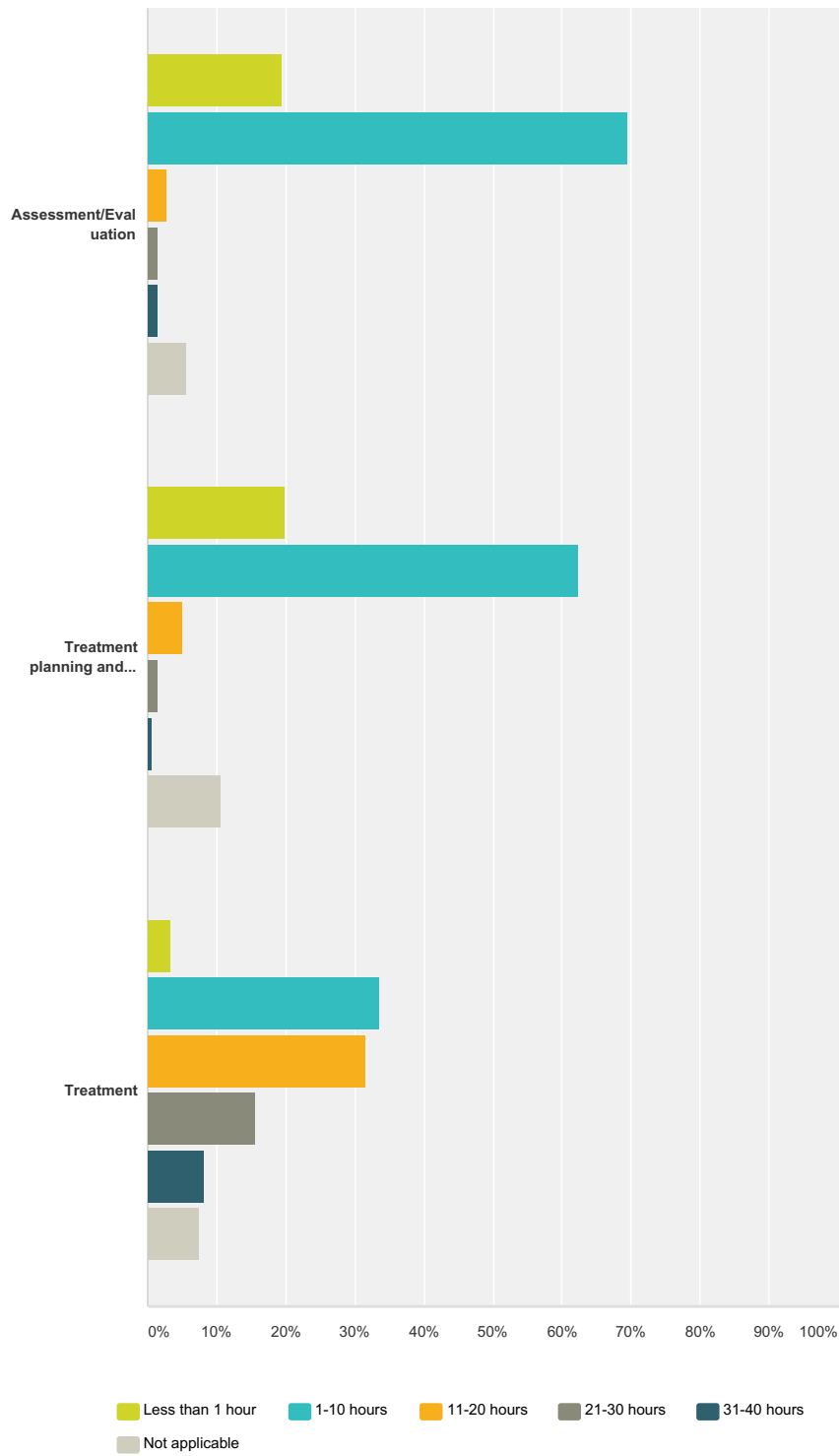
	Less than 1 hour	1-5 hours	6-10 hours	11-20 hours	21-30 hours	31 or more hours	Not applicable	Total
Private practice	3.52% 5	12.68% 18	19.72% 28	30.99% 44	16.20% 23	4.23% 6	12.68% 18	142
Clinical employment (not private practice)	3.96% 4	9.90% 10	6.93% 7	18.81% 19	5.94% 6	8.91% 9	45.54% 46	101
Case management in both	6.45% 6	31.18% 29	10.75% 10	5.38% 5	1.08% 1	2.15% 2	43.01% 40	93



# Demographic Survey - Clinical

**Q70 For all direct patient care, indicate the average number of hours spent per week (excluding calls) on each major activity:**

Answered: 151 Skipped: 16



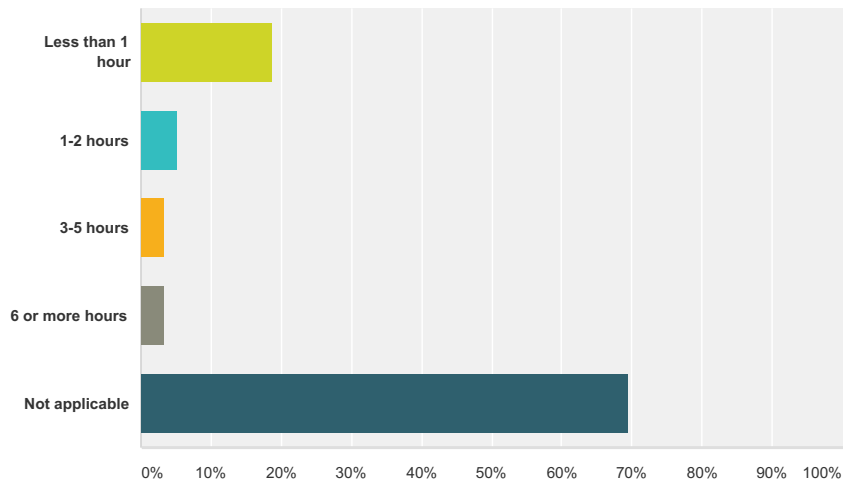
	Less than 1 hour	1-10 hours	11-20 hours	21-30 hours	31-40 hours	Not applicable	Total
Assessment/Evaluation	19.44% 28	69.44% 100	2.78% 4	1.39% 2	1.39% 2	5.56% 8	144
Treatment planning and team consultation	19.86% 28	62.41% 88	4.96% 7	1.42% 2	0.71% 1	10.64% 15	141

## Demographic Survey - Clinical

Treatment	3.42% 5	33.56% 49	31.51% 46	15.75% 23	8.22% 12	7.53% 11	146
-----------	------------	--------------	--------------	--------------	-------------	-------------	-----

**Q71 What is the average number of hours per week devoted to administering and evaluation psychological tests?**

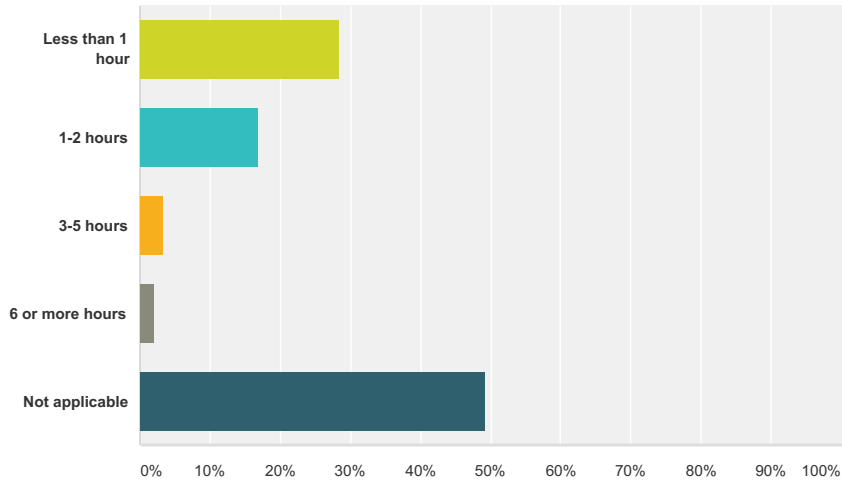
Answered: 154 Skipped: 13



Answer Choices	Responses	
Less than 1 hour	18.83%	29
1-2 hours	5.19%	8
3-5 hours	3.25%	5
6 or more hours	3.25%	5
Not applicable	69.48%	107
<b>Total</b>		<b>154</b>

**Q72 What is the average number of hours per week you devote to telehealth services (i.e., therapy by telephone or over the Internet)?**

Answered: 148 Skipped: 19

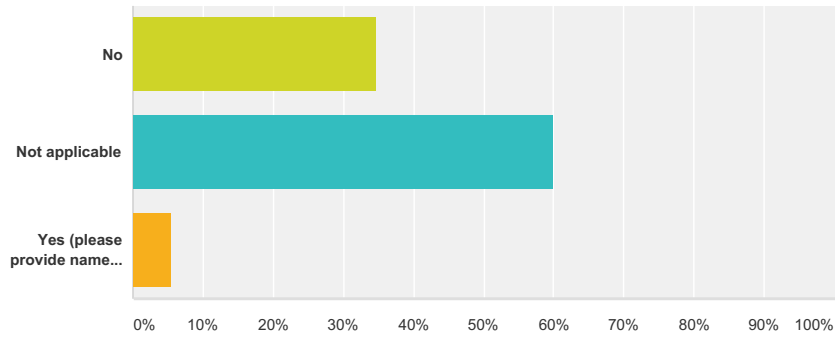


Answer Choices	Responses	
Less than 1 hour	28.38%	42
1-2 hours	16.89%	25
3-5 hours	3.38%	5
6 or more hours	2.03%	3
Not applicable	49.32%	73
<b>Total</b>		<b>148</b>

# Demographic Survey - Clinical

## Q73 Are you reimbursed for telehealth services?

Answered: 147 Skipped: 20

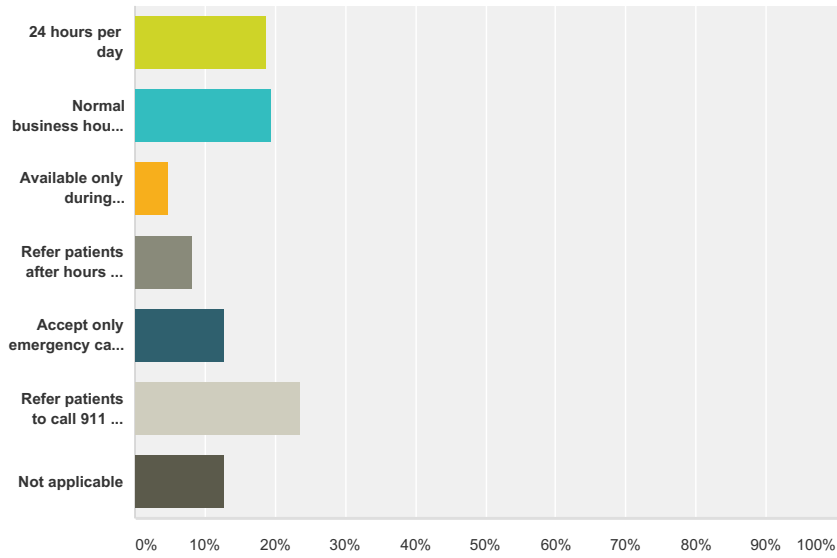


Answer Choices	Responses
No	34.69% 51
Not applicable	59.86% 88
Yes (please provide name of companies that reimburse)	5.44% 8
<b>Total</b>	<b>147</b>

#	Yes (please provide name of companies that reimburse)	Date
1	cash	2/5/2015 1:16 PM
2	the client	1/21/2015 8:43 AM
3	client pays usual fee	1/19/2015 6:10 PM
4	Individual clients only (out of pocket)	1/16/2015 10:55 AM
5	Credit Card	1/16/2015 9:42 AM
6	Holman, Blue Shield	1/15/2015 7:48 PM
7	MD Live	1/15/2015 5:06 PM
8	not companies but by client	1/15/2015 4:53 PM

### Q74 What hours are you on-call or available to patients?

Answered: 149 Skipped: 18

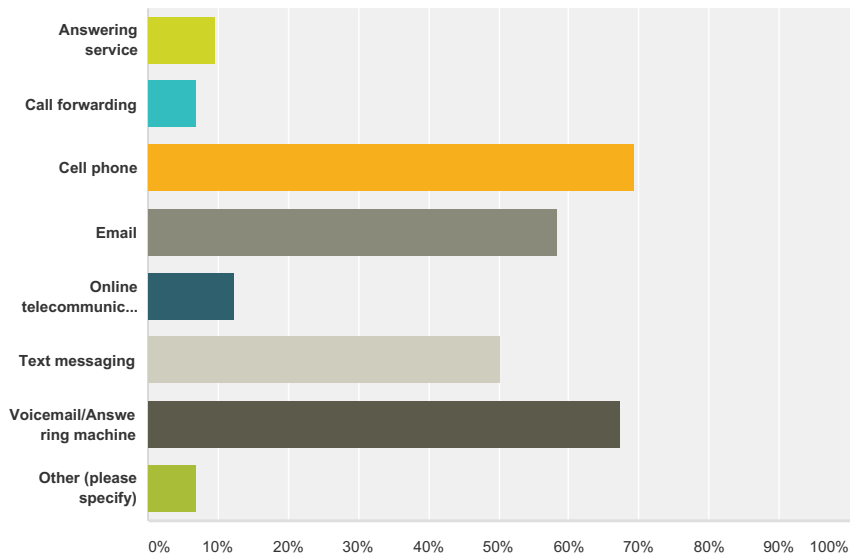


Answer Choices	Responses
24 hours per day	18.79% 28
Normal business hours only	19.46% 29
Available only during appointed hours	4.70% 7
Refer patients after hours to service for emergency calls	8.05% 12
Accept only emergency calls after hours	12.75% 19
Refer patients to call 911 in case of emergency after hours	23.49% 35
Not applicable	12.75% 19
<b>Total</b>	<b>149</b>

## Demographic Survey - Clinical

### Q75 What means do you use to be accessible to patients? (Check all that apply)

Answered: 147 Skipped: 20



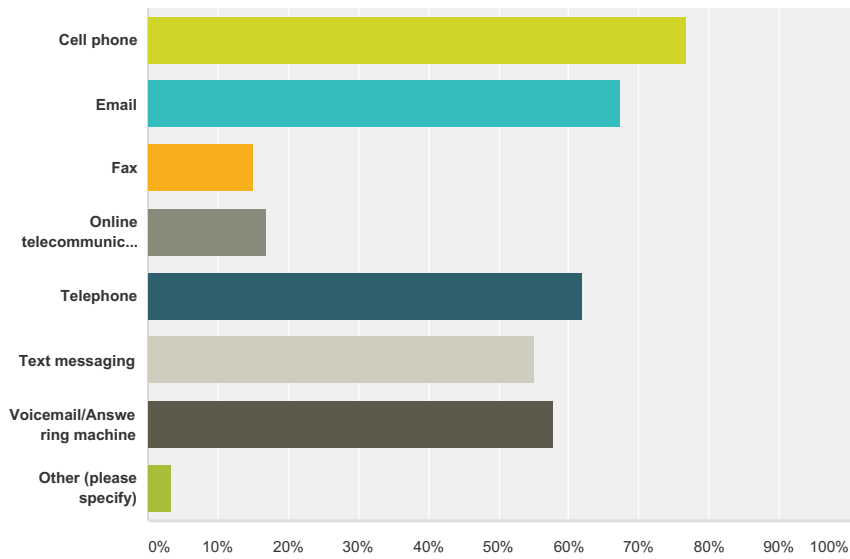
Answer Choices	Responses
Answering service	9.52% 14
Call forwarding	6.80% 10
Cell phone	69.39% 102
Email	58.50% 86
Online telecommunication (e.g., Skype, Facetime)	12.24% 18
Text messaging	50.34% 74
Voicemail/Answering machine	67.35% 99
Other (please specify)	6.80% 10
<b>Total Respondents: 147</b>	

#	Other (please specify)	Date
1	Walking around work areas meeting Marines and giveing presentations.	2/6/2015 6:06 PM
2	none per diem	2/5/2015 3:15 PM
3	Office line	1/16/2015 2:49 PM
4	I work in a rehab facility	1/16/2015 7:11 AM
5	Group Practice/Agency On-Call Clinician	1/15/2015 8:47 PM
6	access and crisis line	1/15/2015 8:31 PM
7	Crisis hotline	1/15/2015 7:40 PM
8	Not applicable. Inpatient psychiatry.	1/15/2015 6:04 PM
9	Not applicable	1/15/2015 5:52 PM
10	NA	1/15/2015 3:37 PM

# Demographic Survey - Clinical

## Q76 What methods do you use to communicate with patients? (Check all that apply)

Answered: 147 Skipped: 20



Answer Choices	Responses
Cell phone	76.87% 113
Email	67.35% 99
Fax	14.97% 22
Online telecommunication (e.g., Skype, Facetime)	17.01% 25
Telephone	61.90% 91
Text messaging	55.10% 81
Voicemail/Answering machine	57.82% 85
Other (please specify)	3.40% 5
<b>Total Respondents: 147</b>	

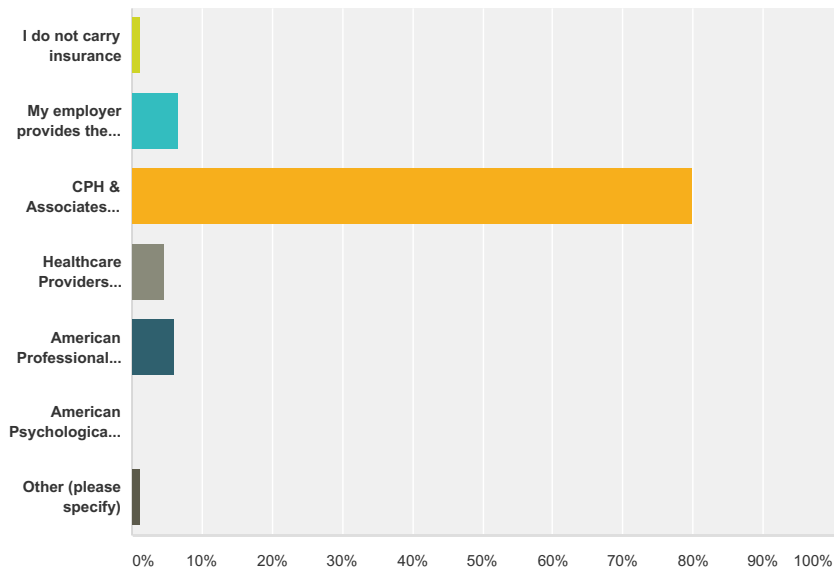
#	Other (please specify)	Date
1	in person only	2/5/2015 3:15 PM
2	in person only	2/4/2015 8:34 PM
3	Office line	1/16/2015 2:49 PM
4	I work in a rehab facility	1/16/2015 7:11 AM
5	In person only	1/15/2015 6:04 PM



# Demographic Survey - Clinical

## Q77 Do you carry professional liability (malpractice) insurance, and if so, with whom?

Answered: 150 Skipped: 17



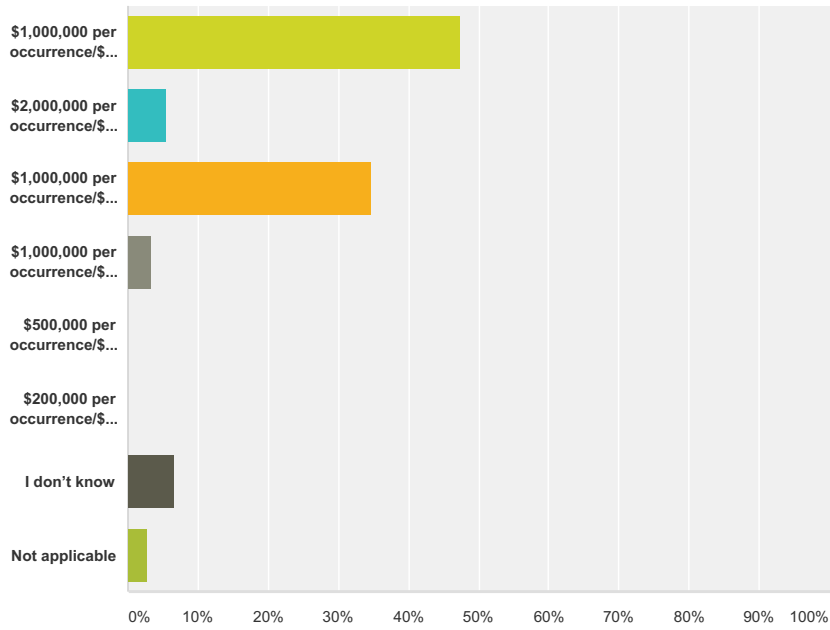
Answer Choices	Responses
I do not carry insurance	1.33% 2
My employer provides the insurance	6.67% 10
CPH & Associates (CAMFT endorsed plan)	80.00% 120
Healthcare Providers Service Organization by CAN	4.67% 7
American Professional Agency	6.00% 9
American Psychological Association Plan	0.00% 0
Other (please specify)	1.33% 2
<b>Total</b>	<b>150</b>

#	Other (please specify)	Date
1	I have my insurance, but the company provides their coverage.	2/6/2015 6:08 PM
2	CPH	2/5/2015 5:41 PM

# Demographic Survey - Clinical

## Q78 What are the limits of your malpractice coverage?

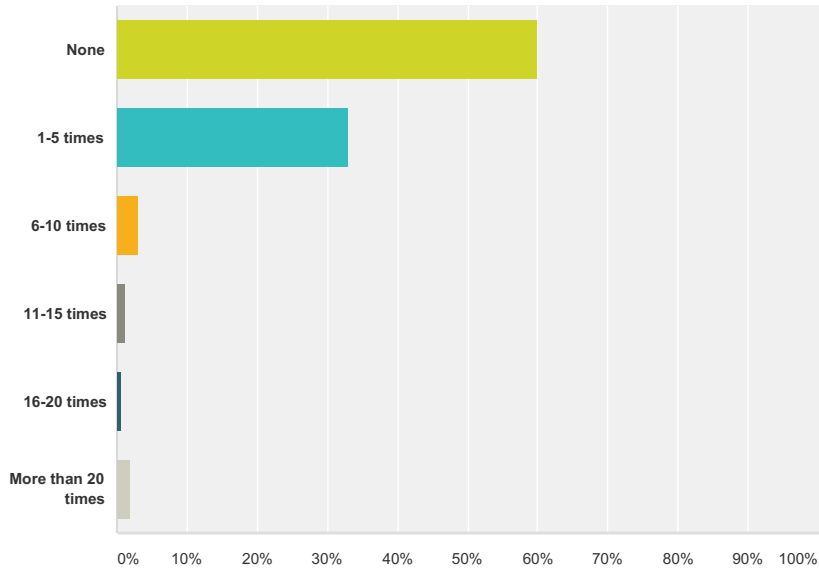
Answered: 150 Skipped: 17



Answer Choices	Responses
\$1,000,000 per occurrence/\$5,000,000 aggregate	47.33% 71
\$2,000,000 per occurrence/\$4,000,000 aggregate	5.33% 8
\$1,000,000 per occurrence/\$3,000,000 aggregate	34.67% 52
\$1,000,000 per occurrence/\$1,000,000 aggregate	3.33% 5
\$500,000 per occurrence/\$1,000,000 aggregate	0.00% 0
\$200,000 per occurrence/\$600,000 aggregate	0.00% 0
I don't know	6.67% 10
Not applicable	2.67% 4
<b>Total</b>	<b>150</b>

### Q79 How many times have you been subpoenaed?

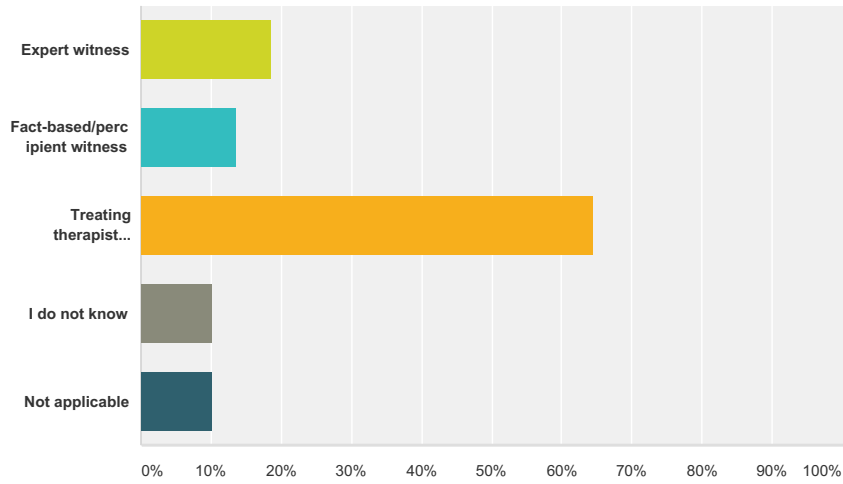
Answered: 155 Skipped: 12



Answer Choices	Responses	Count
None	60.00%	93
1-5 times	32.90%	51
6-10 times	3.23%	5
11-15 times	1.29%	2
16-20 times	0.65%	1
More than 20 times	1.94%	3
<b>Total</b>		<b>155</b>

**Q80 What type of witness were you in a majority of these claims?**

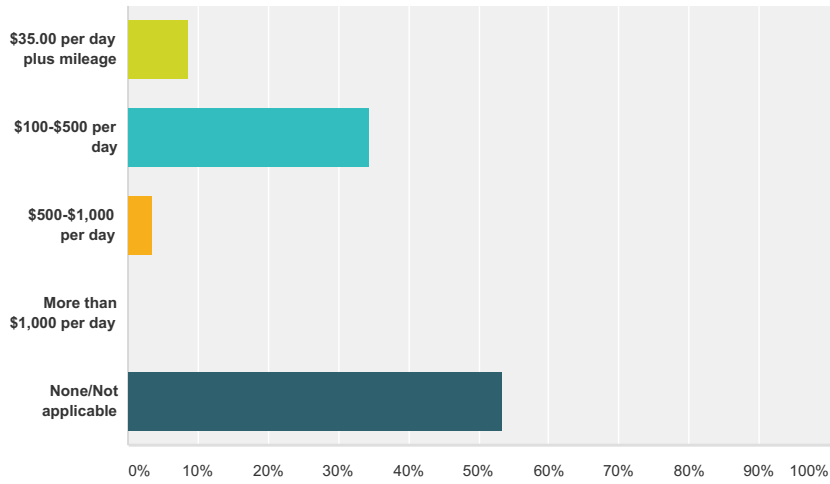
Answered: 59 Skipped: 108



Answer Choices	Responses
Expert witness	18.64% 11
Fact-based/percipient witness	13.56% 8
Treating therapist witness	64.41% 38
I do not know	10.17% 6
Not applicable	10.17% 6
<b>Total Respondents: 59</b>	

**Q81 How much on average were you reimbursed for witness fees?**

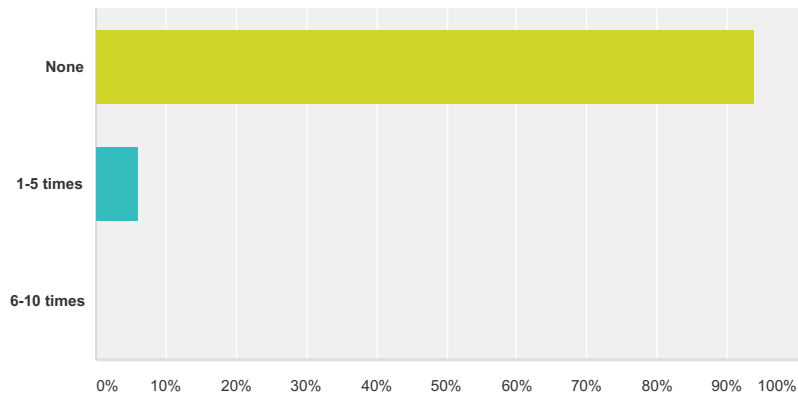
Answered: 58 Skipped: 109



Answer Choices	Responses
\$35.00 per day plus mileage	8.62% 5
\$100-\$500 per day	34.48% 20
\$500-\$1,000 per day	3.45% 2
More than \$1,000 per day	0.00% 0
None/Not applicable	53.45% 31
<b>Total</b>	<b>58</b>

**Q82 How many times have you had to file an incident report with malpractice insurance?**

Answered: 147 Skipped: 20

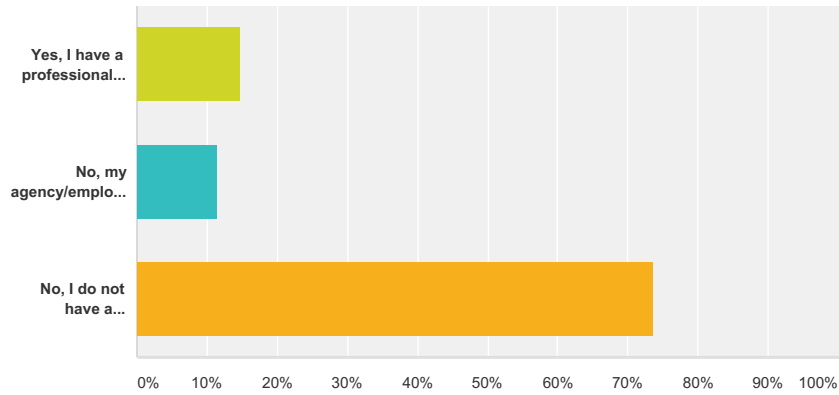


Answer Choices	Responses	
None	93.88%	138
1-5 times	6.12%	9
6-10 times	0.00%	0
<b>Total</b>		<b>147</b>

# Demographic Survey - Clinical

## Q83 Do you have a professional will in place?

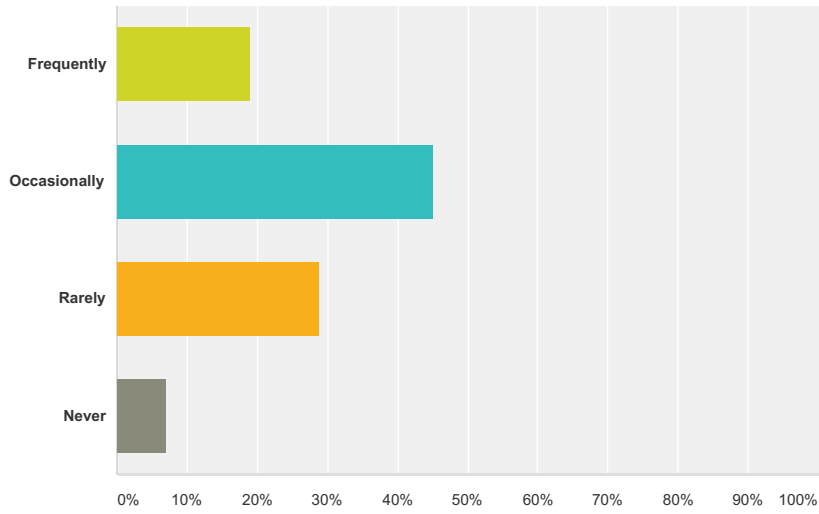
Answered: 148 Skipped: 19



Answer Choices	Responses
Yes, I have a professional will in place	14.86% 22
No, my agency/employer has a policy in place	11.49% 17
No, I do not have a professional will in place	73.65% 109
<b>Total</b>	<b>148</b>

**Q84 How often do you seek legal, ethical, or clinical consultation each month?**

Answered: 153 Skipped: 14



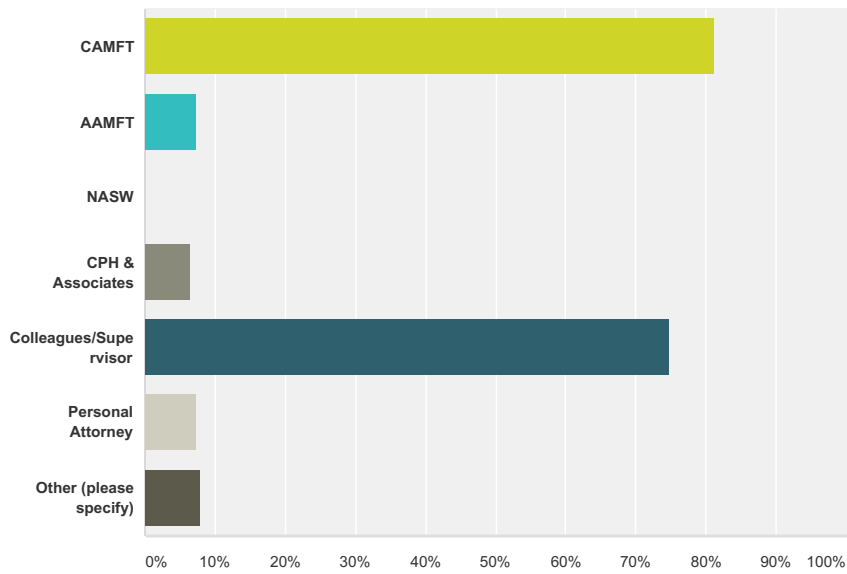
Answer Choices	Responses	
Frequently	18.95%	29
Occasionally	45.10%	69
Rarely	28.76%	44
Never	7.19%	11
<b>Total</b>		<b>153</b>



# Demographic Survey - Clinical

## Q85 From whom do you receive consultation? (Check all that apply)

Answered: 138 Skipped: 29



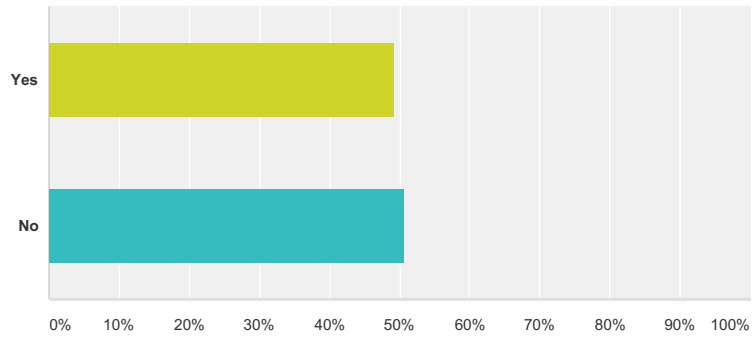
Answer Choices	Responses
CAMFT	81.16% 112
AAMFT	7.25% 10
NASW	0.00% 0
CPH & Associates	6.52% 9
Colleagues/Supervisor	74.64% 103
Personal Attorney	7.25% 10
Other (please specify)	7.97% 11
<b>Total Respondents: 138</b>	

#	Other (please specify)	Date
1	Court staff attorneys	2/4/2015 8:35 PM
2	my employer has weekly consult meetings	1/20/2015 9:10 AM
3	Consultation Groups	1/19/2015 6:12 PM
4	My own Therapist	1/16/2015 2:13 PM
5	colleague (MFT)	1/16/2015 1:35 PM
6	Business/practice owner; staff atty	1/15/2015 10:12 PM
7	My colleagues	1/15/2015 8:46 PM
8	TX team mtg weekly	1/15/2015 8:32 PM
9	Employer	1/15/2015 7:46 PM
10	Regional Supervisor	1/15/2015 7:42 PM
11	Patient advocates	1/15/2015 6:07 PM

# Demographic Survey - Clinical

## Q86 If you could bill Medicare, would you?

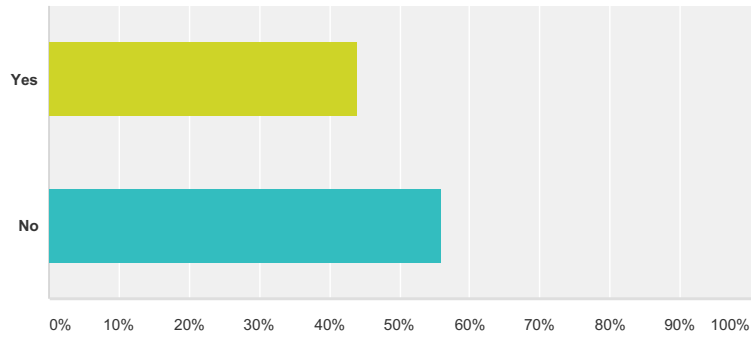
Answered: 146 Skipped: 21



Answer Choices	Responses	
Yes	49.32%	72
No	50.68%	74
<b>Total</b>		<b>146</b>

**Q87 Would you consider working at a federally qualified health center?**

Answered: 143 Skipped: 24

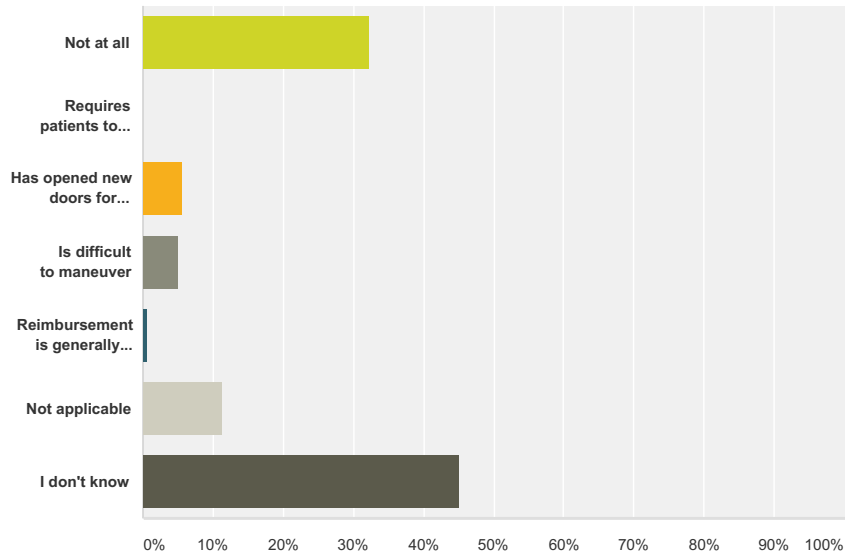


Answer Choices	Responses
Yes	44.06% 63
No	55.94% 80
<b>Total</b>	<b>143</b>

#	I am currently working at a federally qualified health center (please provide name of center)	Date
	There are no responses.	

**Q88 How has the passage of the parity law affected your employment/practice?**

Answered: 142 Skipped: 25

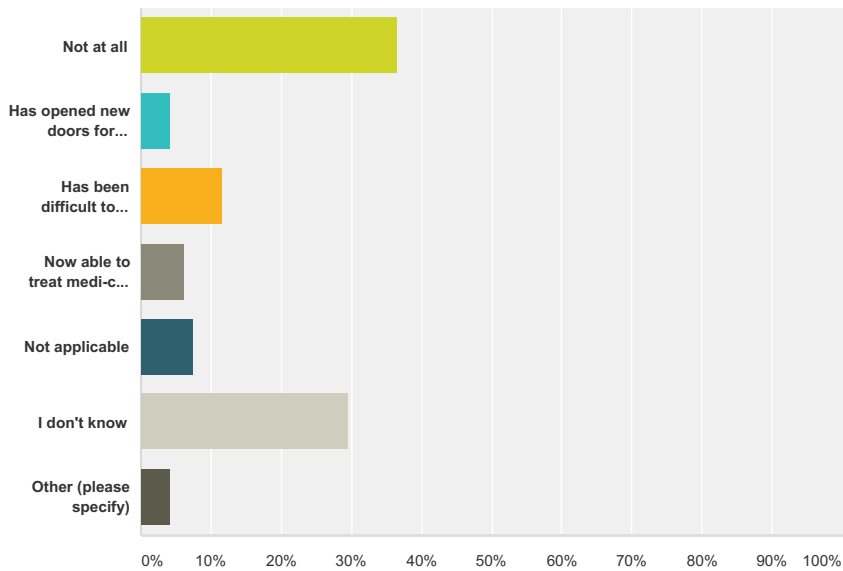


Answer Choices	Responses
Not at all	32.39% 46
Requires patients to first be evaluated by physicians/psychologist	0.00% 0
Has opened new doors for employment/treatment	5.63% 8
Is difficult to maneuver	4.93% 7
Reimbursement is generally denied regardless of "parity"	0.70% 1
Not applicable	11.27% 16
I don't know	45.07% 64
<b>Total</b>	<b>142</b>

#	Other (please specify)	Date
1	do not believe it is followed	1/15/2015 5:43 PM

### Q89 How has the passage of the Affordable Care Act affected your employment/practice?

Answered: 145 Skipped: 22



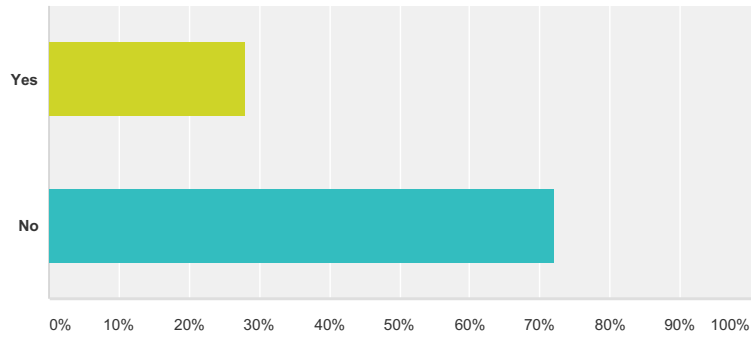
Answer Choices	Responses
Not at all	36.55% 53
Has opened new doors for employment/treatment	4.14% 6
Has been difficult to understand	11.72% 17
Now able to treat medi-cal clients	6.21% 9
Not applicable	7.59% 11
I don't know	29.66% 43
Other (please specify)	4.14% 6
<b>Total</b>	<b>145</b>

#	Other (please specify)	Date
1	Terrible insurance plans for self-employed clients who previously had good coverage	2/5/2015 6:32 PM
2	more clients pay out of pocket due to huge deductibles	2/4/2015 10:39 AM
3	Loss of referrals	2/3/2015 7:01 PM
4	seems to have caused a decrease in business	1/17/2015 5:44 PM
5	clients have significantly higher co-pays and deductible making payment for treatment difficult for many	1/15/2015 10:50 PM
6	Increased work helping new beneficiaries.	1/15/2015 7:47 PM

# Demographic Survey - Clinical

## Q90 Do you supervise interns and/or trainees?

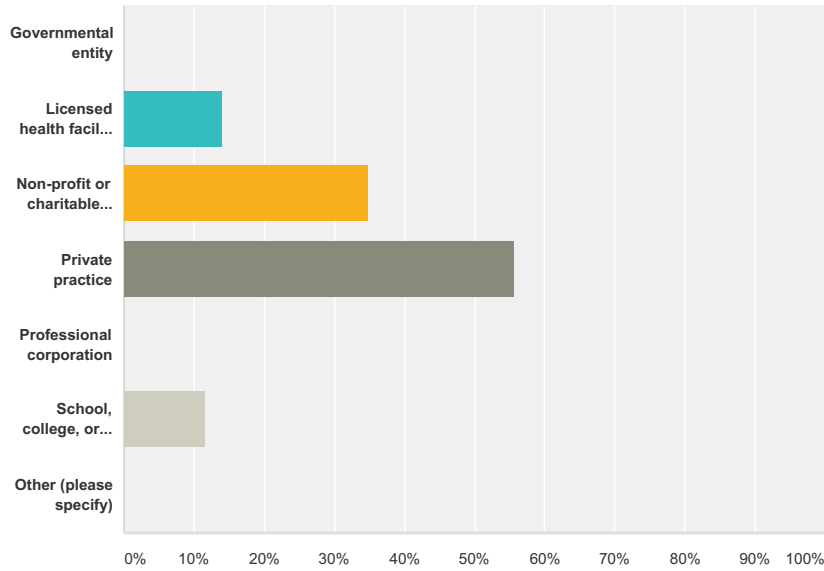
Answered: 150 Skipped: 17



Answer Choices	Responses
Yes	28.00% 42
No	72.00% 108
<b>Total</b>	<b>150</b>

**Q91 In which setting do you provide supervision?**

Answered: 43 Skipped: 124

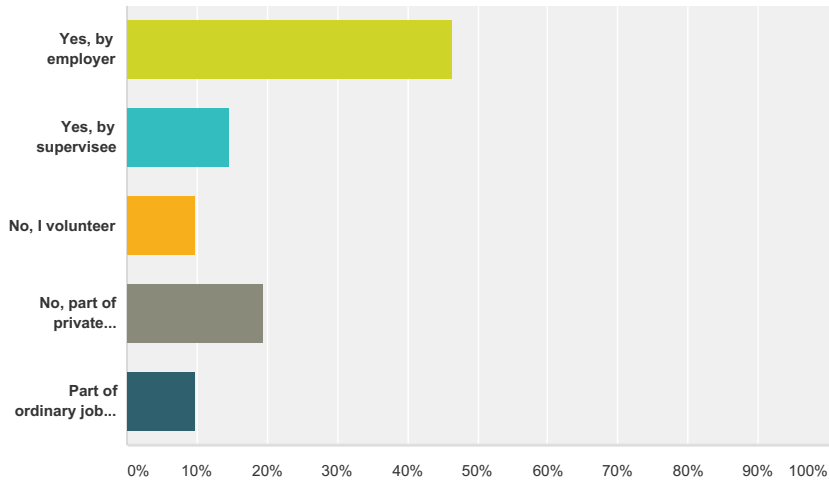


Answer Choices	Responses
Governmental entity	0.00% 0
Licensed health facility (e.g., hospital)	13.95% 6
Non-profit or charitable corporation	34.88% 15
Private practice	55.81% 24
Professional corporation	0.00% 0
School, college, or university	11.63% 5
Other (please specify)	0.00% 0
<b>Total Respondents: 43</b>	

#	Other (please specify)	Date
	There are no responses.	

**Q92 Are you paid for the supervision you provide?**

Answered: 41 Skipped: 126

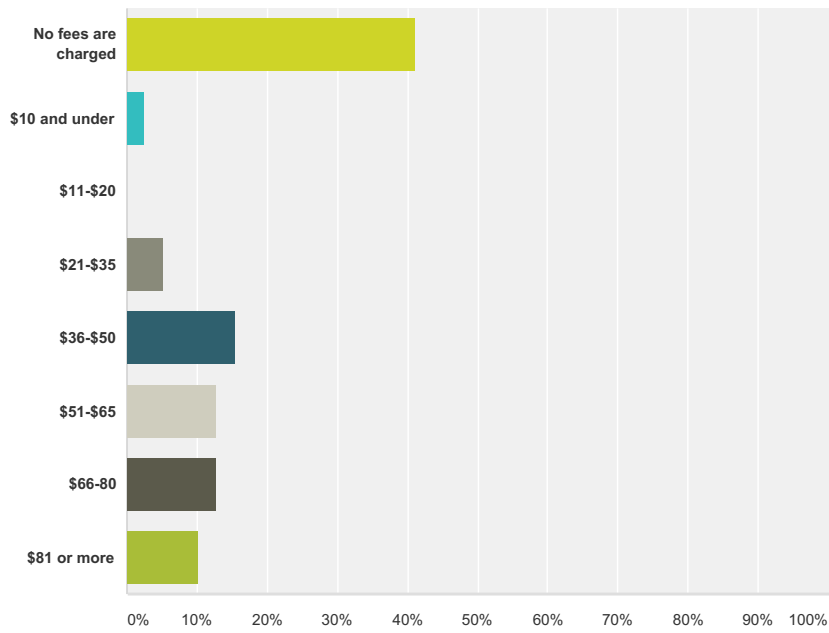


Answer Choices	Responses
Yes, by employer	46.34% 19
Yes, by supervisee	14.63% 6
No, I volunteer	9.76% 4
No, part of private practice overhead	19.51% 8
Part of ordinary job duties	9.76% 4
<b>Total</b>	<b>41</b>



**Q93 What is the usual and customary fee charged to clients for the services of the intern(s) and/or trainee(s) you supervise?**

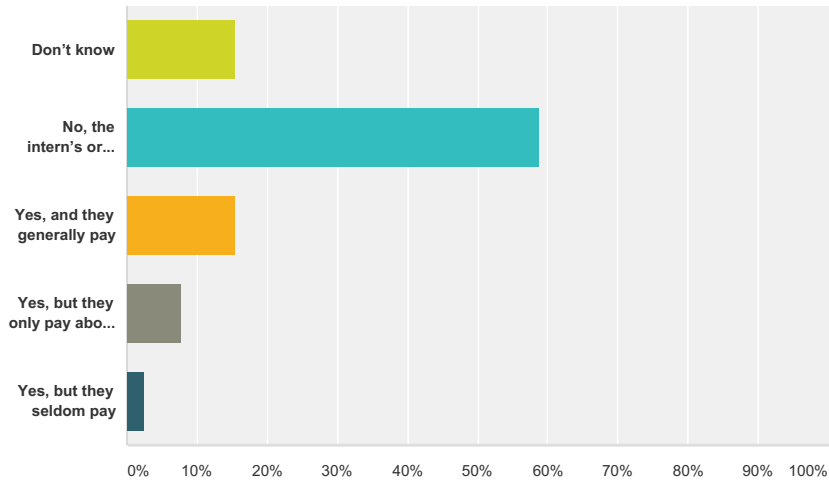
Answered: 39 Skipped: 128



Answer Choices	Responses
No fees are charged	41.03% 16
\$10 and under	2.56% 1
\$11-\$20	0.00% 0
\$21-\$35	5.13% 2
\$36-\$50	15.38% 6
\$51-\$65	12.82% 5
\$66-\$80	12.82% 5
\$81 or more	10.26% 4
<b>Total</b>	<b>39</b>

**Q94 Are third-party payers generally billed for the interns' or trainees' services?**

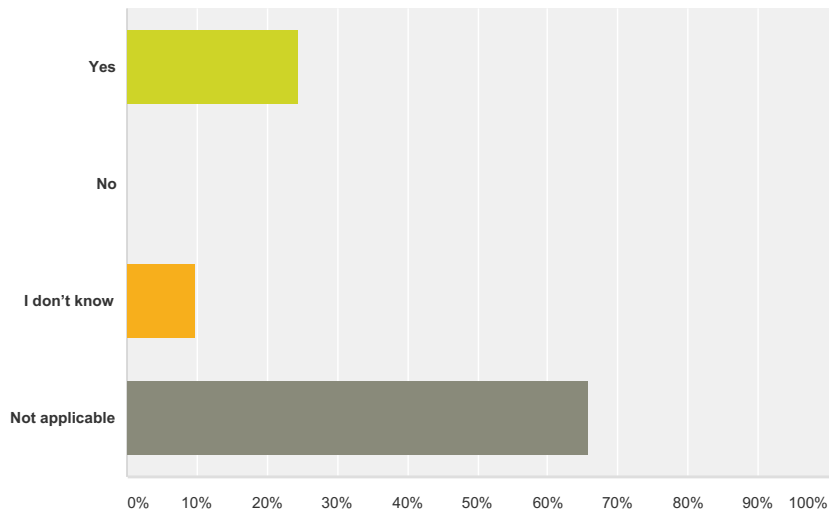
Answered: 39 Skipped: 128



Answer Choices	Responses
Don't know	15.38% 6
No, the intern's or trainee's services are not billed to third parties	58.97% 23
Yes, and they generally pay	15.38% 6
Yes, but they only pay about fifty percent of the time	7.69% 3
Yes, but they seldom pay	2.56% 1
<b>Total</b>	<b>39</b>

**Q95 If third parties are billed for intern or trainee services, is it disclosed that the intern or trainee was the provider?**

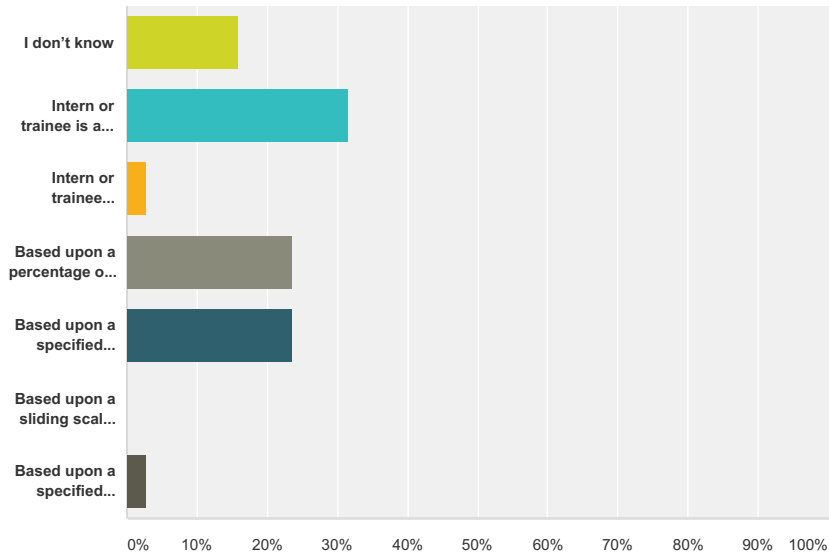
Answered: 41 Skipped: 126



Answer Choices	Responses
Yes	24.39% 10
No	0.00% 0
I don't know	9.76% 4
Not applicable	65.85% 27
<b>Total</b>	<b>41</b>

**Q96 How is the intern's or trainee's wage determined?**

Answered: 38 Skipped: 129

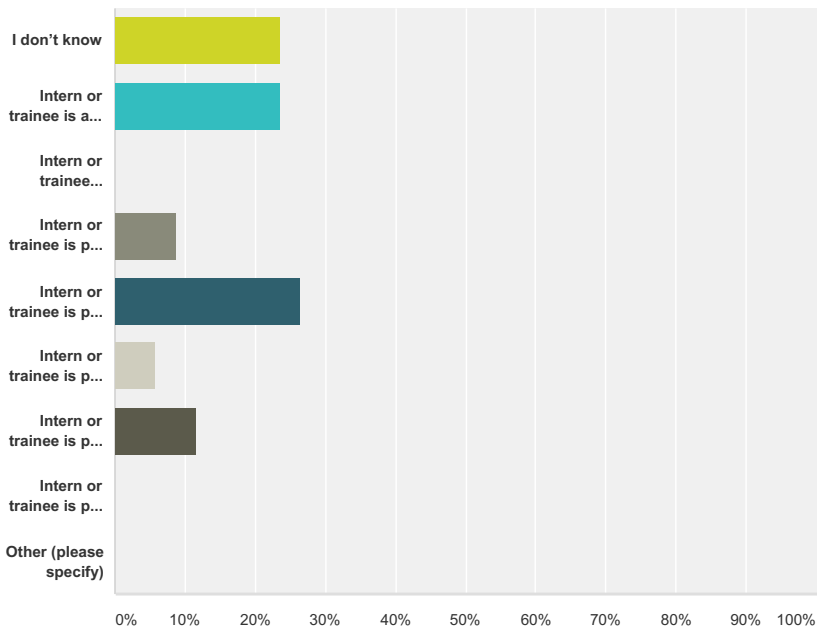


Answer Choices	Responses
I don't know	15.79% 6
Intern or trainee is an unpaid volunteer	31.58% 12
Intern or trainee received only a nominal stipend to cover/offset volunteer expenses	2.63% 1
Based upon a percentage of the fees generated	23.68% 9
Based upon a specified amount per hour	23.68% 9
Based upon a sliding scale depending upon client volume	0.00% 0
Based upon a specified amount per week/month/year	2.63% 1
<b>Total</b>	<b>38</b>

# Demographic Survey - Clinical

## Q97 If the intern or trainee is paid, approximately how much does an intern or trainee get paid per hour?

Answered: 34 Skipped: 133

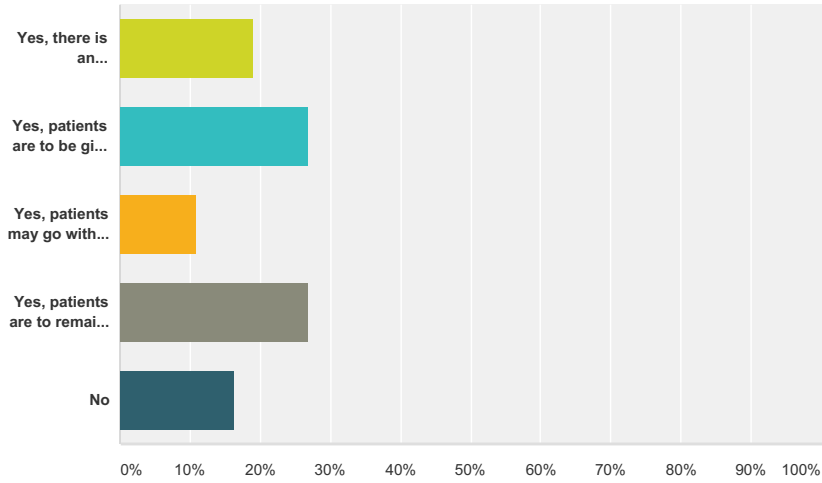


Answer Choices	Responses
I don't know	23.53% 8
Intern or trainee is an unpaid volunteer	23.53% 8
Intern or trainee receives approximately \$500 or less per month for actual expenses incurred as a volunteer	0.00% 0
Intern or trainee is paid approximately \$8-\$15 per hour	8.82% 3
Intern or trainee is paid approximately \$16-\$25 per hour	26.47% 9
Intern or trainee is paid approximately \$26-\$35 per hour	5.88% 2
Intern or trainee is paid approximately \$36-\$45 per hour	11.76% 4
Intern or trainee is paid \$46 or more per hour	0.00% 0
Other (please specify)	0.00% 0
<b>Total</b>	<b>34</b>

#	Other (please specify)	Date
	There are no responses.	

**Q98 Is there a written understanding between the employer and intern(s) or trainee(s) and if so, does the written understanding specify what is to happen with patients when the employment relationship terminates?**

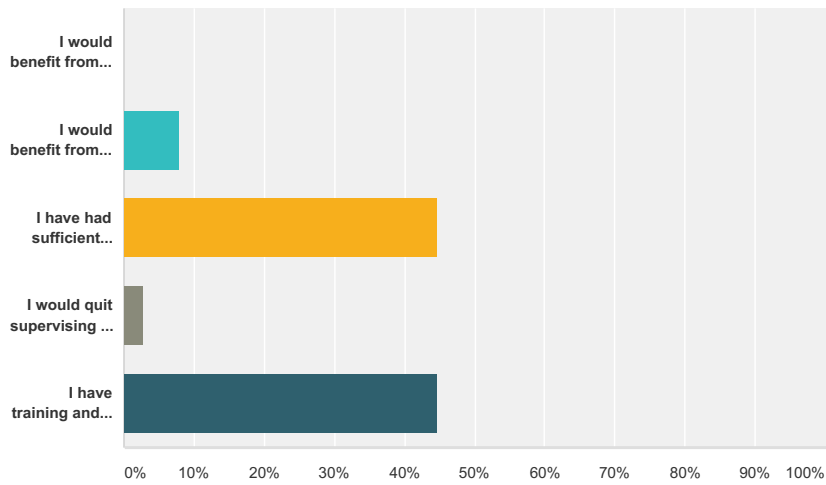
Answered: 37 Skipped: 130



Answer Choices	Responses
Yes, there is an understanding contract but it does not address this issue	18.92% 7
Yes, patients are to be given several options	27.03% 10
Yes, patients may go with intern/trainee as long as intern/trainee is working lawfully	10.81% 4
Yes, patients are to remain with intern's/trainee's employer	27.03% 10
No	16.22% 6
<b>Total</b>	<b>37</b>

**Q99 Do you believe you have sufficient education, training, and experience to adequately provide supervision?**

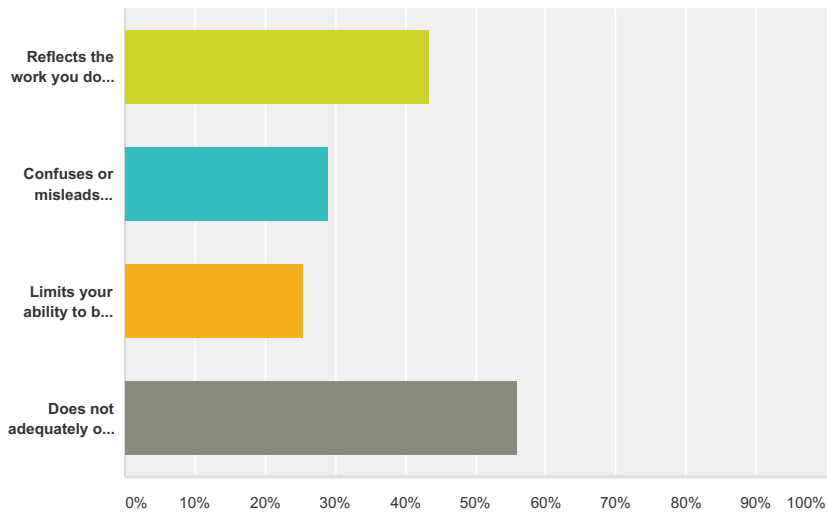
Answered: 38 Skipped: 129



Answer Choices	Responses
I would benefit from training, but do not have the time	0.00% 0
I would benefit from training and am interested in such an opportunity	7.89% 3
I have had sufficient training and experience in supervision and am not interested in more training	44.74% 17
I would quit supervising if I had to engage in more training	2.63% 1
I have training and would like more	44.74% 17
<b>Total</b>	<b>38</b>

**Q100 Which of the following do you feel best describes the title Licensed Marriage and Family Therapist: (Check all that apply)**

Answered: 145 Skipped: 22

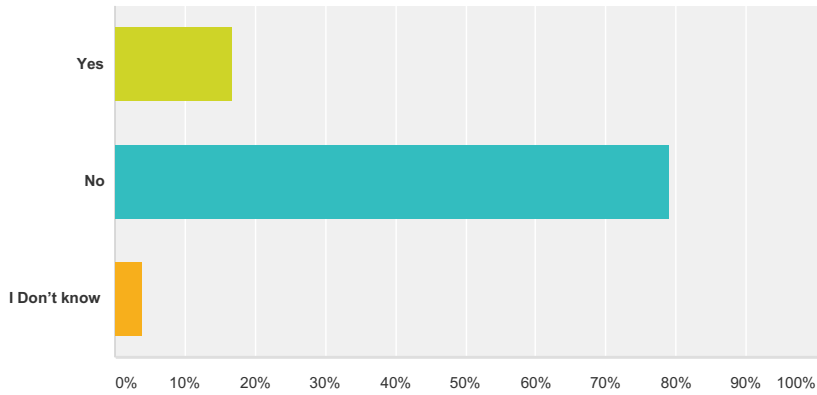


Answer Choices	Responses	
Reflects the work you do with clients	43.45%	63
Confuses or misleads clients	28.97%	42
Limits your ability to be hired and/or provide services in employment	25.52%	37
Does not adequately or accurately reflect the work you do with clients	55.86%	81
<b>Total Respondents: 145</b>		



**Q101 Are you and/or your employer a BBS-approved continuing education provider?**

Answered: 149 Skipped: 18

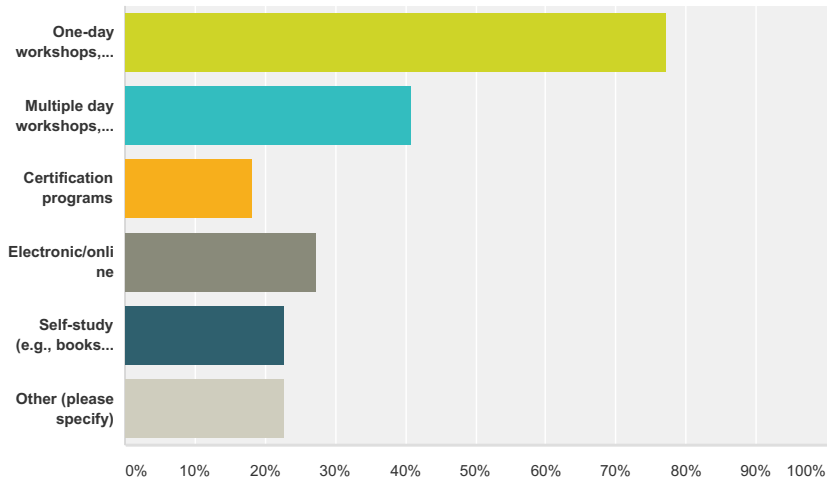


Answer Choices	Responses	
Yes	16.78%	25
No	79.19%	118
I Don't know	4.03%	6
<b>Total</b>		<b>149</b>

## Demographic Survey - Clinical

### Q102 Which method do you use to offer CE coursework? (Check all that apply)

Answered: 22 Skipped: 145

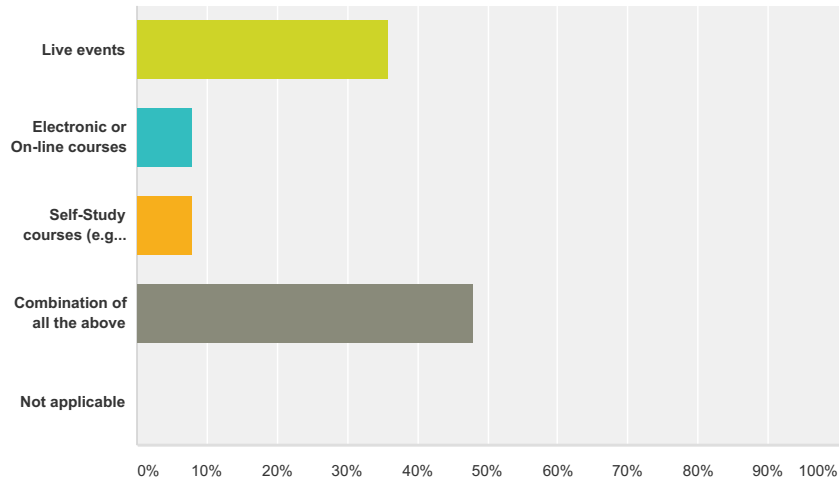


Answer Choices	Responses
One-day workshops, conferences, trainings, etc.	77.27% 17
Multiple day workshops, conferences, trainings, etc.	40.91% 9
Certification programs	18.18% 4
Electronic/online	27.27% 6
Self-study (e.g., books, articles, audio/video recordings)	22.73% 5
Other (please specify)	22.73% 5
<b>Total Respondents: 22</b>	

#	Other (please specify)	Date
1	staff meetings	1/18/2015 6:58 PM
2	on site trainings	1/16/2015 12:39 PM
3	I am not involved in this aspect of my company	1/16/2015 10:17 AM
4	Employer offers oe day workshops	1/15/2015 9:05 PM
5	none	1/15/2015 7:43 PM

### Q103 How do you prefer to fulfill your CE requirements?

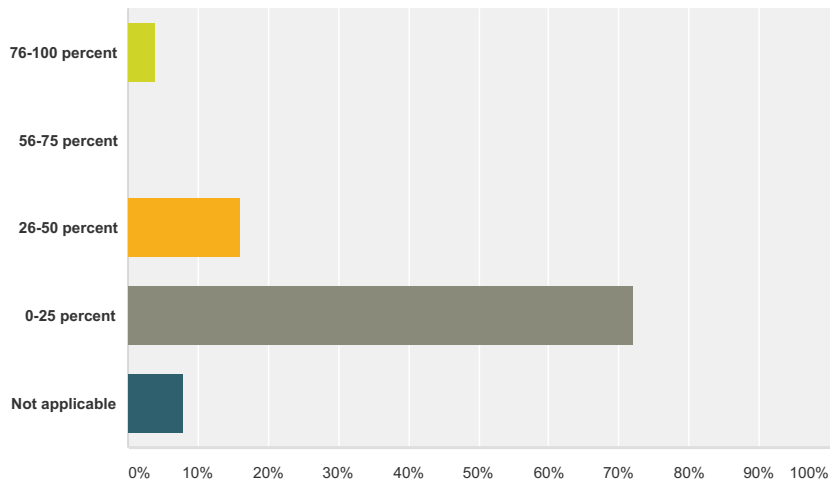
Answered: 25 Skipped: 142



Answer Choices	Responses
Live events	36.00% 9
Electronic or On-line courses	8.00% 2
Self-Study courses (e.g., reading, watching video recordings, listening to audio-tapes)	8.00% 2
Combination of all the above	48.00% 12
Not applicable	0.00% 0
<b>Total</b>	<b>25</b>

**Q104 What percentage of your total CE per renewal cycle do you obtain via CAMFT education opportunities?**

Answered: 25 Skipped: 142

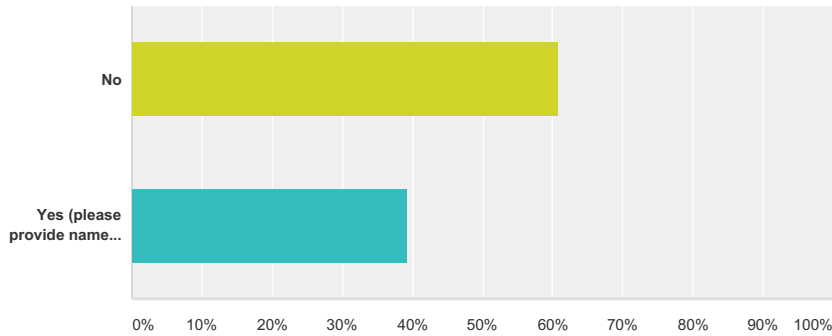


Answer Choices	Responses	
76-100 percent	4.00%	1
56-75 percent	0.00%	0
26-50 percent	16.00%	4
0-25 percent	72.00%	18
Not applicable	8.00%	2
<b>Total</b>		<b>25</b>

# Demographic Survey - Clinical

## Q105 Are you a member of another professional association?

Answered: 145 Skipped: 22



Answer Choices	Responses
No	60.69% 88
Yes (please provide name of association)	39.31% 57
<b>Total</b>	<b>145</b>

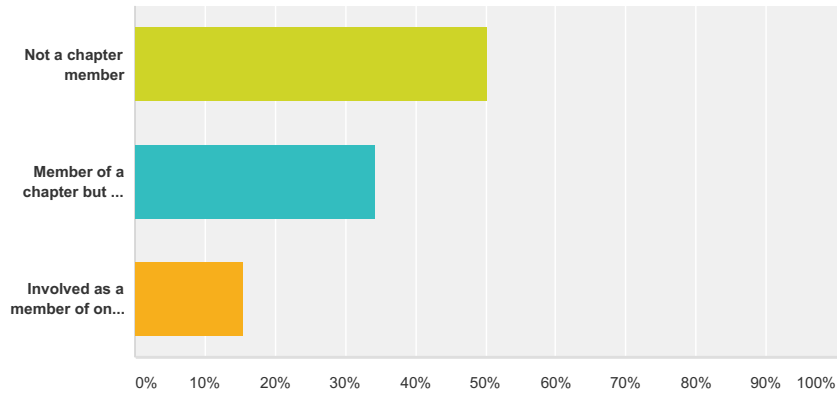
#	Yes (please provide name of association)	Date
1	ICEEFT, Post Partum Health Alliance	2/5/2015 6:34 PM
2	art therapy association, iyengar yoga assoc., jungian society	2/5/2015 3:18 PM
3	ACT and CONSD	2/5/2015 1:19 PM
4	AAMFT	2/4/2015 7:23 PM
5	Yoga alliance	2/4/2015 6:43 PM
6	aamft	2/4/2015 5:14 PM
7	CAMFT	2/4/2015 3:53 PM
8	AAMFT	2/4/2015 12:32 PM
9	AAMFT	2/4/2015 11:23 AM
10	Aamft	2/4/2015 9:27 AM
11	San Diego CAMFT	2/3/2015 7:03 PM
12	Sandplay Therapists of America, International Society for Sandplay Therapy	1/26/2015 8:31 PM
13	AAMFT/CADAC	1/22/2015 4:20 PM
14	AAMFT CPA	1/21/2015 12:47 PM
15	AAMFT	1/21/2015 8:51 AM
16	AAMFT	1/18/2015 6:59 PM
17	AAMFT; APA	1/18/2015 12:18 PM
18	Aamft Camft	1/17/2015 6:44 PM
19	International Obsessive Compulsive Foundation, Trich Learning Center,	1/17/2015 5:48 PM
20	several medical associations in the past	1/17/2015 12:38 PM
21	American Association of Christian Counselors, Christian Assn of Psych Services	1/16/2015 11:04 PM
22	Clinical member of AAMFT, EMDRIA, and ACEP.	1/16/2015 8:55 PM
23	Christian Associates for Psychological Studies	1/16/2015 8:35 PM
24	SDNC - CAMFT	1/16/2015 4:43 PM
25	American Bar Asso.	1/16/2015 4:23 PM
26	AAMFT	1/16/2015 2:52 PM
27	CLPA	1/16/2015 11:18 AM
28	CAMFT	1/16/2015 10:53 AM
29	IEATA	1/16/2015 10:39 AM

## Demographic Survey - Clinical

30	ICISF	1/16/2015 10:18 AM
31	EAPA	1/16/2015 8:55 AM
32	CAMFT, APA	1/16/2015 7:27 AM
33	bioenergetics local and international	1/16/2015 6:24 AM
34	AAMFT, CAMFT, EAGALA,	1/16/2015 5:42 AM
35	AAMFT and AASECT	1/15/2015 10:20 PM
36	ASCH	1/15/2015 9:59 PM
37	ICEEFT, IAEDP	1/15/2015 9:34 PM
38	Icsw	1/15/2015 9:27 PM
39	American Counseling Association	1/15/2015 8:41 PM
40	calpcc	1/15/2015 8:12 PM
41	AAMFT	1/15/2015 7:59 PM
42	AAMFT	1/15/2015 7:40 PM
43	AAMFT, AACC	1/15/2015 7:18 PM
44	CAADAC	1/15/2015 6:50 PM
45	AAMFT, IATP, EMDRIA, CAI-EMA,	1/15/2015 6:36 PM
46	ATSS, ICISF, Southern CA Mediation Association	1/15/2015 5:51 PM
47	APA	1/15/2015 5:10 PM
48	Aamft	1/15/2015 5:10 PM
49	ICBCH, BCC	1/15/2015 4:59 PM
50	AAMFT, CAPS,	1/15/2015 4:40 PM
51	American Association of Christian Counselors, ICEEFT (emotional Focused Therapist)	1/15/2015 4:39 PM
52	asha	1/15/2015 4:16 PM
53	sciba	1/15/2015 4:14 PM
54	AAMFT	1/15/2015 4:02 PM
55	Psi Chi	1/15/2015 3:23 PM
56	AAMFT & AACC	1/15/2015 3:12 PM
57	aca, aamft	1/15/2015 3:10 PM

**Q106 Are you involved in one or more CAMFT Chapters?**

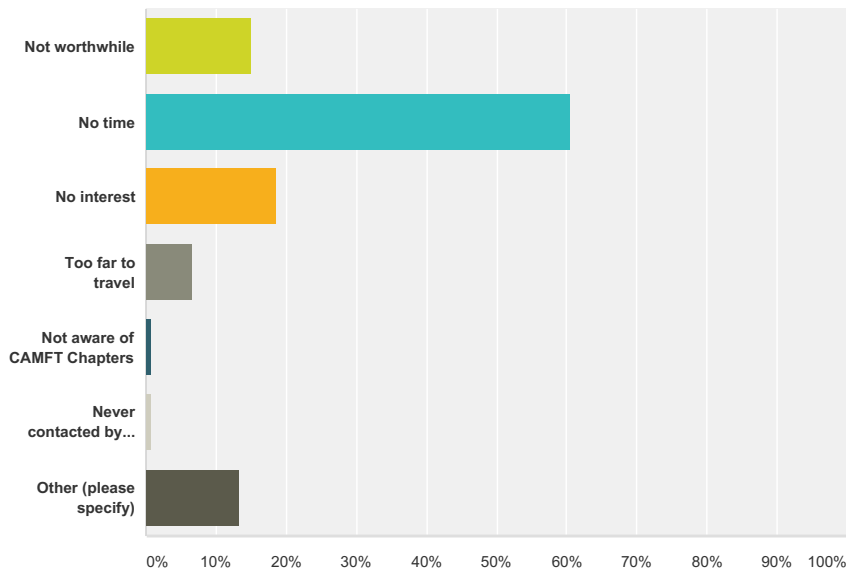
Answered: 149 Skipped: 18



Answer Choices	Responses
Not a chapter member	50.34% 75
Member of a chapter but not involved	34.23% 51
Involved as a member of one or more chapters	15.44% 23
<b>Total</b>	<b>149</b>

### Q107 Why aren't you involved in a CAMFT Chapter?

Answered: 119 Skipped: 48



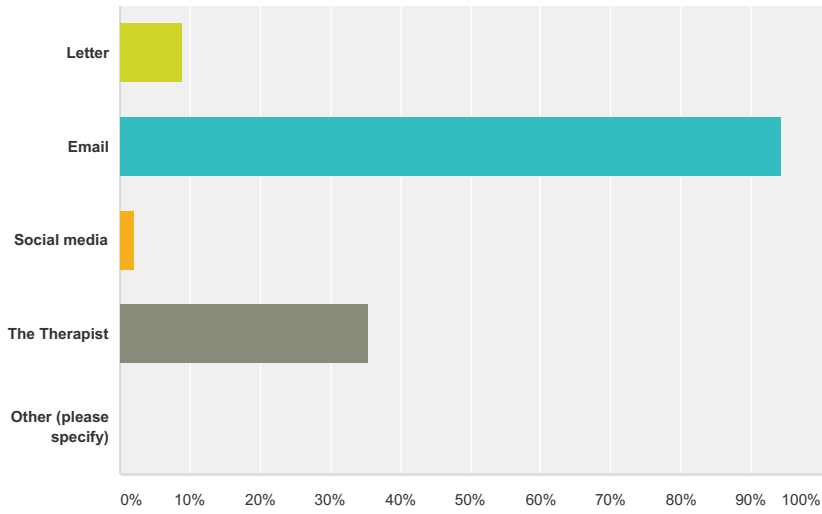
Answer Choices	Responses
Not worthwhile	15.13% 18
No time	60.50% 72
No interest	18.49% 22
Too far to travel	6.72% 8
Not aware of CAMFT Chapters	0.84% 1
Never contacted by a Chapter	0.84% 1
Other (please specify)	13.45% 16
<b>Total Respondents: 119</b>	

#	Other (please specify)	Date
1	not interested	2/4/2015 12:43 PM
2	additional fees	1/22/2015 10:56 PM
3	I am.	1/19/2015 11:55 AM
4	just moved to new area and have not attended chapter function	1/18/2015 9:58 AM
5	I am partially retired	1/17/2015 12:45 PM
6	I attend some classes sponsored by CAMFT.	1/16/2015 8:40 PM
7	Cost	1/16/2015 2:53 PM
8	Young kids at home	1/16/2015 10:54 AM
9	low quality educational offerings	1/16/2015 7:30 AM
10	belongs to a camft chapter	1/15/2015 10:22 PM
11	Cost benefit ratio	1/15/2015 9:36 PM
12	will be retiring	1/15/2015 8:42 PM
13	dont understand what can't do for LMFT to market us so we have more opportunities for employment. there is more employment for LCSW	1/15/2015 7:47 PM
14	Extra charges to be a member	1/15/2015 7:42 PM
15	Chapter only has meetings or events during business hours and I can't take off work to attend.	1/15/2015 7:31 PM
16	I work on the days of their meetings	1/15/2015 3:33 PM



**Q108 How do you prefer to receive communications from CAMFT?**

Answered: 144 Skipped: 23

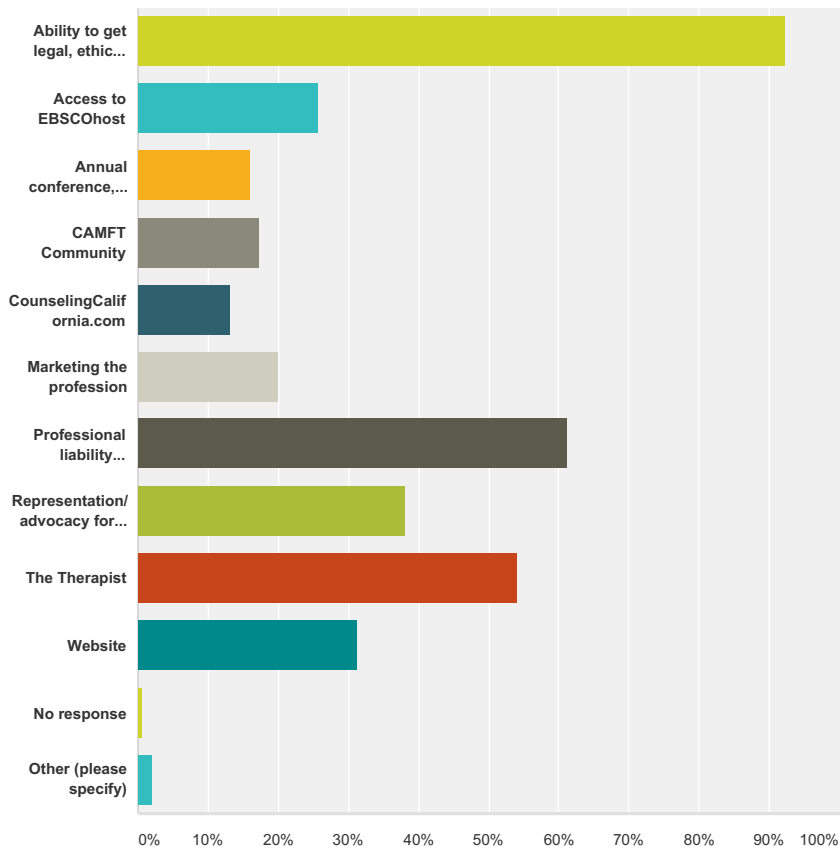


Answer Choices	Responses
Letter	9.03% 13
Email	94.44% 136
Social media	2.08% 3
The Therapist	35.42% 51
Other (please specify)	0.00% 0
<b>Total Respondents: 144</b>	

#	Other (please specify)	Date
	There are no responses.	

**Q109 What CAMFT member benefits do you consider to be most beneficial? (Check all that apply)**

Answered: 144 Skipped: 23

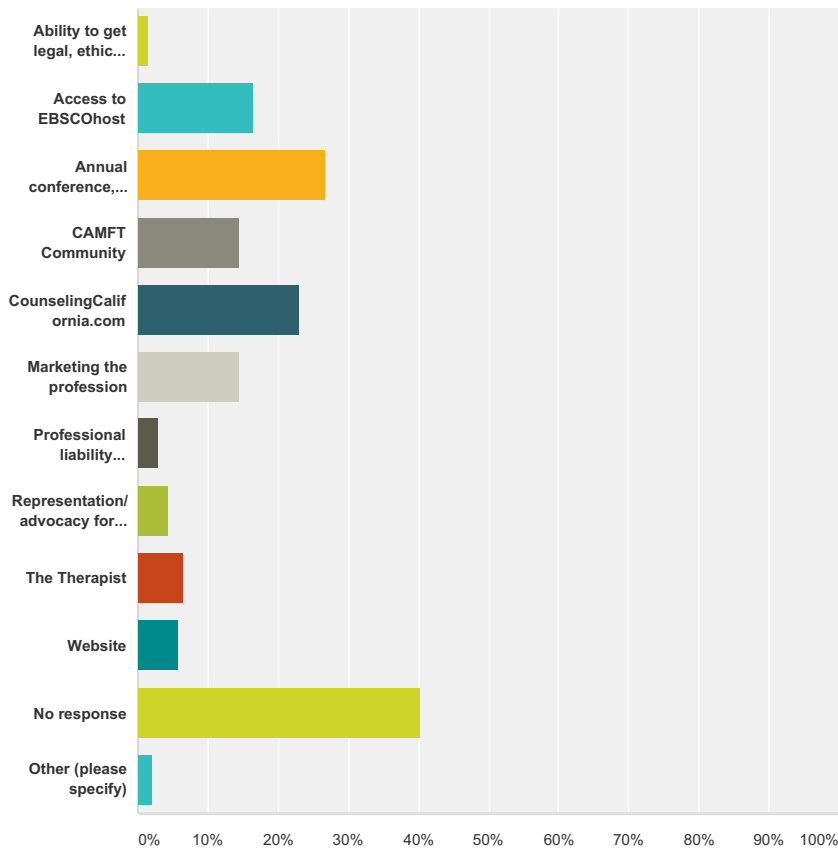


Answer Choices	Responses
Ability to get legal, ethical and business questions answered	92.36% 133
Access to EBSCOhost	25.69% 37
Annual conference, Fall Symposium and workshops	15.97% 23
CAMFT Community	17.36% 25
CounselingCalifornia.com	13.19% 19
Marketing the profession	20.14% 29
Professional liability insurance	61.11% 88
Representation/advocacy for the profession	38.19% 55
The Therapist	54.17% 78
Website	31.25% 45
No response	0.69% 1
Other (please specify)	2.08% 3
<b>Total Respondents: 144</b>	

#	Other (please specify)	Date
1	WOULD LIKE TO TAKE THE TIME TO LEARN MORE	1/16/2015 9:01 AM
2	ethics workshops	1/16/2015 7:30 AM
3	I dont really know. what I would like to know is how is it advocating for LMFT	1/15/2015 7:47 PM

**Q110 What CAMFT member benefits do you consider to be least beneficial? (Check all that apply)**

Answered: 139 Skipped: 28



Answer Choices	Responses
Ability to get legal, ethical and business questions answered	1.44% 2
Access to EBSCOhost	16.55% 23
Annual conference, Fall Symposium and workshops	26.62% 37
CAMFT Community	14.39% 20
CounselingCalifornia.com	23.02% 32
Marketing the profession	14.39% 20
Professional liability insurance	2.88% 4
Representation/advocacy for the profession	4.32% 6
The Therapist	6.47% 9
Website	5.76% 8
No response	40.29% 56
Other (please specify)	2.16% 3
<b>Total Respondents: 139</b>	

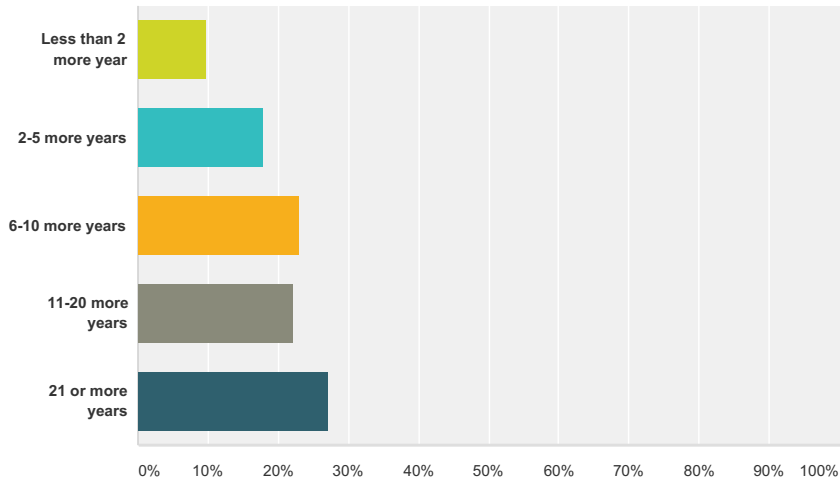
#	Other (please specify)	Date
1	Often the advocacy by CAMFT is actually detrimental to our profession resulting in lower fees by insurers and other assembly bills that are hurting, not helping the profession.	2/5/2015 6:42 PM
2	All helpful	1/15/2015 9:11 PM

## Demographic Survey - Clinical

3	Benefits I don't use - like the CAMFT Community may be very valuable to others.	1/15/2015 6:50 PM
---	---	-------------------

**Q111 I expect to remain a member of CAMFT:**

Answered: 144 Skipped: 23



Answer Choices	Responses	
Less than 2 more year	9.72%	14
2-5 more years	18.06%	26
6-10 more years	22.92%	33
11-20 more years	22.22%	32
21 or more years	27.08%	39
<b>Total</b>		<b>144</b>

# Demographic Survey - Clinical

## Q112 Comments/Feedback

Answered: 25 Skipped: 142

#	Responses	Date
1	Many of the responses are no accurate fits for my current position.	2/6/2015 6:18 PM
2	I like being able to have access to legal advice and appreciate the legal staff. I am not too happy about the types of things that CAMFT has decided to advocate for recently as nothing appears to benefit private practice therapists. Also Counseling California.com doesn't really show up in search engine searches so it does not have a lot of value. Am disappointed by the apparent disconnect between CAMFT and its membership.	2/5/2015 6:42 PM
3	I will not remain a member if we don't get to be on Medi-cal panel	2/4/2015 12:43 PM
4	Feel CAMFT needs to be a more effective voice for MFTs both with legislators and with our professional depiction in the media.	2/4/2015 10:45 AM
5	Thorough survey - nice job!	2/2/2015 11:13 AM
6	Is there a National License that can be used outside of CA	1/22/2015 4:22 PM
7	I am a supporter of more openness and honesty in our organization, with more bottom-up participation. I do not trust nor support our current executive Director, who I believe has abrogated her credibility by her disregard of our purpose, and of simple moral or ethical integrity. She is a continuing threat to our well-being and purposes.	1/21/2015 8:58 AM
8	This was a longer survey than I had expected.	1/19/2015 11:55 AM
9	Comprehensive	1/18/2015 12:19 PM
10	Fees for Aamft & Camft seem expensive compared to liability insurance	1/17/2015 6:47 PM
11	This type of survey is for me of great importance to research how LMFT's are doing professionally	1/17/2015 12:45 PM
12	Managed care will soon stop accepting paper claims. I would like CAMFT to jump out in front and help members automate.	1/16/2015 9:02 PM
13	:)	1/16/2015 4:46 PM
14	n/a	1/16/2015 2:53 PM
15	Wish could have participated in grandfathering to LPCC feel it is more descriptive of what I do. The process was mismanaged.	1/16/2015 1:40 PM
16	I do not find the local CAMFT meetings helpful.	1/15/2015 9:04 PM
17	Good survey, anxious to see the results from CAMFT members!	1/15/2015 8:55 PM
18	It would be a good idea in the future to let people know how long the survey is likely to take.	1/15/2015 8:43 PM
19	I think after 30 years membership should be free or greatly reduced.	1/15/2015 8:42 PM
20	This survey was too long	1/15/2015 7:49 PM
21	I want information about how CAMFT advocates for LMFT. there are so many job opportunities for LCSW.	1/15/2015 7:47 PM
22	I felt my fees for clients could not properly reflect my policy of "Client sets the fee and pays what they wish."	1/15/2015 6:36 PM
23	I consider CAMFT a valuable part of my professional life.	1/15/2015 6:30 PM
24	survey didn't apply well to my contract work for EAP.	1/15/2015 5:52 PM
25	Nearing Retirement	1/15/2015 4:04 PM

## Demographic Survey - Clinical

### Q113 Additional questions you would like to see in future demographic surveys:

Answered: 6 Skipped: 161

#	Responses	Date
1	NA	2/6/2015 6:18 PM
2	More questions regarding insurance company requesting reimbursement. This is a problem that CAMFT needs to get behind!	2/4/2015 3:56 PM
3	Questions regarding work with the military.	2/2/2015 11:13 AM
4	n/a	1/16/2015 2:53 PM
5	How prepared are you to work on issues of sex dysfunctions? Sexual orientation?	1/15/2015 10:22 PM
6	This survey covered a lot of ground and I can't think of any additional questions at this time.	1/15/2015 6:30 PM

## Demographic Survey - Clinical

**Q114 To be entered in the drawing for a free annual membership, please include your name as it appears on CAMFT records and your email address.**

Answered: 88 Skipped: 79

#	Responses	Date
1	Alex Guthrie AlexGuthrieMFT@gmail.com	2/6/2015 4:46 PM
2	jane a sinclair, janeasinclair@yahoo.com	2/5/2015 3:21 PM
3	Valerie Lucio vjlucio@gmail.com	2/5/2015 1:20 PM
4	Beverly J. Pruitt bpruitt@san.rr.com	2/4/2015 8:39 PM
5	William J.Grove, billgrovemft@yahoo.com	2/4/2015 7:24 PM
6	Roberto Weiss 815 third ave # 309 Chula vista CA 91911	2/4/2015 5:17 PM
7	Elisabeth Caetano Navigatechanges@gmail.com	2/4/2015 3:56 PM
8	claire Chateaufneuf clairechateaufneuf@yahoo.com	2/4/2015 12:43 PM
9	Stan E. DeKoven, Ph.D.	2/4/2015 11:25 AM
10	Antonio R. Vitrano Tonyvitrano@yahoo.com	2/4/2015 10:44 AM
11	Mitchell J. Cohen - Member # 014577 PD2LISN@gmail.com	2/2/2015 11:13 AM
12	Gita Morena gitam@cox.net	1/26/2015 8:32 PM
13	Mary Evelyn Harris maryevelynharris@gmail.com	1/25/2015 7:39 PM
14	Jennifer Lundy-Aguerre jennifer.lundy@gmail.com	1/24/2015 1:27 PM
15	Irene Vecchio, M.A. ivecchio.mft@hotmail.com	1/22/2015 10:56 PM
16	Barbara Gill MFT barblgill@yahoo.com	1/22/2015 4:22 PM
17	monica g. cashiota-munn, munzinger@gmail.com	1/21/2015 12:48 PM
18	Melissa Morais Parr meljm00@gmail.com	1/19/2015 4:04 PM
19	James Sinclair jim Sinclairmft@gmail.com	1/19/2015 11:55 AM
20	Judith L. Rochelle, MFT jrocsndg@aol.com	1/18/2015 6:41 PM
21	Jennifer Warkentin jenn.warkentin@gmail.com	1/18/2015 12:18 PM
22	Barbara L. Bingham, Barbara.Lynn@live.com	1/18/2015 9:58 AM
23	Cindea Metzler cindeamft@gmail.com	1/18/2015 8:18 AM
24	Mary Heineke maryheineke@yahoo.com	1/17/2015 7:06 PM
25	Kristin Cremer Kristincremer@sbcglobal.net	1/17/2015 6:47 PM
26	Lori L. Riddle-Walker llwalker@sbcglobal.net	1/17/2015 5:51 PM
27	Francisco Fragoso 950 Redbud Road Chula Vista CA, 91910	1/17/2015 12:45 PM
28	Tatiana Moore TMCounseling@gmail.com	1/17/2015 12:15 PM
29	Kara Dumlao growthroughlifecounseling@gmail.com	1/16/2015 9:22 PM
30	Jim Fox, jim@jimfox.net	1/16/2015 9:02 PM
31	Joanne Plckering, LMFT Jpicke9630@aol.com	1/16/2015 8:40 PM
32	Denise J. Hockley, MS email@denisehockley.com	1/16/2015 7:28 PM
33	Julie Kyker JulieKykerMFT@gmail.com	1/16/2015 6:47 PM
34	JAIME CALLE jcalleps@cox.net	1/16/2015 6:13 PM
35	Clarita Thoms Cthomsmay@netscape.net	1/16/2015 5:26 PM
36	James G. Carroll jctriangle@roadrunner.com	1/16/2015 4:46 PM
37	Lorraine Lawrence, MFT lnlx@hotmail.com	1/16/2015 4:24 PM
38	Shannon Nosenzo snosenzo@hotmail.com	1/16/2015 2:53 PM
39	Vickie Woods v_woods11@yahoo.com	1/16/2015 2:17 PM
40	Mitra Sarkhosh mitramft@cox.net	1/16/2015 10:59 AM
41	Maria Genter Hester	1/16/2015 10:54 AM
42	James M Donckels Donckels.woods@Verizon.net	1/16/2015 10:22 AM



## Demographic Survey - Clinical

43	Dennis Harris	1/16/2015 9:48 AM
44	Rigo Brueck rigob@gmx.net	1/16/2015 7:30 AM
45	Barbara homson	1/16/2015 6:26 AM
46	Dr. Barbara Fouts dr.barb.fouts@gmail.com	1/15/2015 10:51 PM
47	Juan F Camarena juancamarena.lmft@gmail.com	1/15/2015 10:22 PM
48	Diane Just deedee@just-therapy.com	1/15/2015 10:02 PM
49	Judith Ervice jervicemfcc@cox.net	1/15/2015 9:37 PM
50	Lori Naylor Lorinaylormft@gmail.com	1/15/2015 9:33 PM
51	Barbara Diekman bjdiekman@aol.com	1/15/2015 9:11 PM
52	Michele Basile Michele@forever-treasured.com	1/15/2015 9:04 PM
53	Cathy M. Glassner cmglassner@aol.com	1/15/2015 8:55 PM
54	Judy Kaplan Baron	1/15/2015 8:43 PM
55	Tammy Marie Brooks Tmbrooks00@yahoo.com	1/15/2015 8:35 PM
56	Debra Lobatz dlobatz@gmail.com	1/15/2015 8:01 PM
57	Brenda Mack	1/15/2015 7:56 PM
58	Michael Karp mkarp_845@yahoo.com	1/15/2015 7:53 PM
59	Angela Burgio	1/15/2015 7:49 PM
60	MANEEJA RAFIQ maneejarafiq@yahoo.com	1/15/2015 7:47 PM
61	Tara Hodgens tarahodgens@gmail.com	1/15/2015 7:42 PM
62	Teresa Noordmans tnrejoice@yahoo.com	1/15/2015 7:20 PM
63	Emily Diane Matsumura Emily.matsumura@gmail.com	1/15/2015 6:51 PM
64	Francine Perrin. MFT27426. Email: FSP555@aol.com	1/15/2015 6:30 PM
65	Wanda Ingram Thies. Wandathies@att.net	1/15/2015 6:18 PM
66	Dr. Anna R.Ryan PhD LMFT annaryanrocks@Yahoo.com	1/15/2015 5:55 PM
67	Joseph Maizlish jmaizlish@igc.org	1/15/2015 5:52 PM
68	Catherine M. Butler cmbutler@cox.net	1/15/2015 5:51 PM
69	Matthew Koch	1/15/2015 5:45 PM
70	Lisa Sanders lbsanders@gmail.com	1/15/2015 5:44 PM
71	Cara Husty Carita0538@yahoo.com	1/15/2015 5:16 PM
72	Jean C. Cook Jean.Cook1@att.net	1/15/2015 5:13 PM
73	Erin Clark erineclark@yahoo.com	1/15/2015 5:12 PM
74	Karen Loftis, M.S. LMFT kjloftis@cox.net	1/15/2015 5:07 PM
75	Cheryl Schmitz	1/15/2015 4:41 PM
76	Sue Cates Suecatesmft@gmail.com	1/15/2015 4:18 PM
77	Karen Rose Molenda molkar@sbcglobal.net	1/15/2015 4:16 PM
78	Kathleen E Donahue Kathleenedonahue@gmail.com	1/15/2015 4:04 PM
79	Sharon M. Perkowski, M.S. perkowski525@gmail.com	1/15/2015 4:04 PM
80	Gulbin Durmus gulbind@yahoo.com	1/15/2015 3:40 PM
81	Jenelle Kargacos jenellekargacos@gmail.com	1/15/2015 3:38 PM
82	Adele Griffin	1/15/2015 3:37 PM
83	Novia Baxter, LMFT lmft@me.com or baxterbcool@gmail	1/15/2015 3:36 PM
84	Wendy Higdon uogogirl824@sbcglobal.net	1/15/2015 3:33 PM
85	Tammy Fletcher, LMFT tammy@fletchertherapy.com	1/15/2015 3:31 PM
86	Adrienne Levy alevymft@gmail.com	1/15/2015 3:25 PM
87	Laura.rosenbluth@gmail.com; Laura Rosenbluth, MFT	1/15/2015 3:12 PM
88	Peter Martin PMartin@interfaithservices.org	1/15/2015 3:04 PM