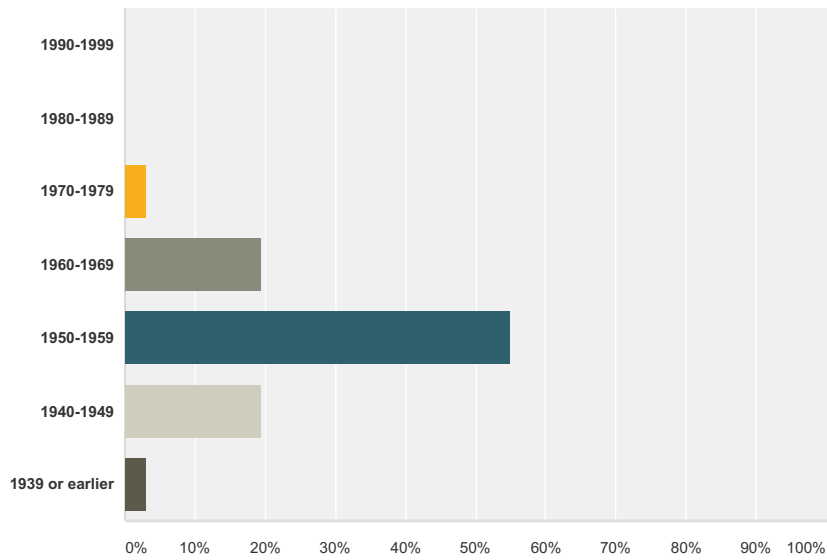


Demographic Survey - Clinical

Q1 What year were you born?

Answered: 31 Skipped: 0

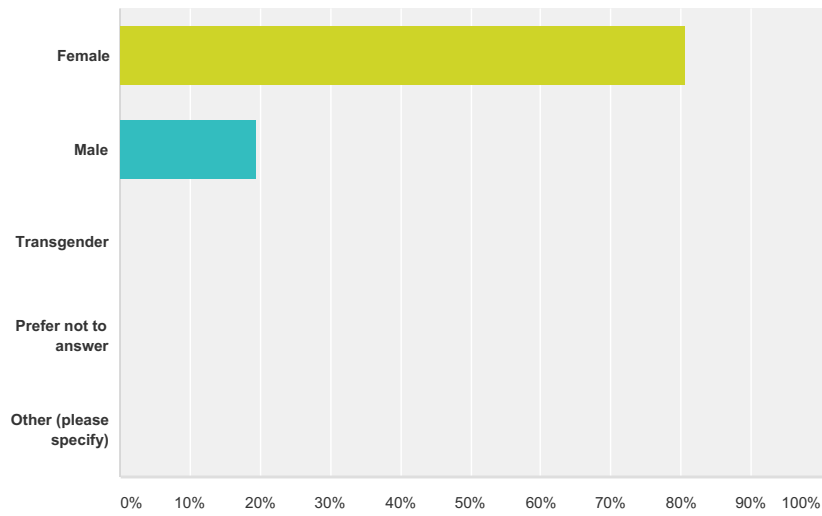


Answer Choices	Responses	
1990-1999	0.00%	0
1980-1989	0.00%	0
1970-1979	3.23%	1
1960-1969	19.35%	6
1950-1959	54.84%	17
1940-1949	19.35%	6
1939 or earlier	3.23%	1
Total		31

Demographic Survey - Clinical

Q2 What is your gender identity?

Answered: 31 Skipped: 0



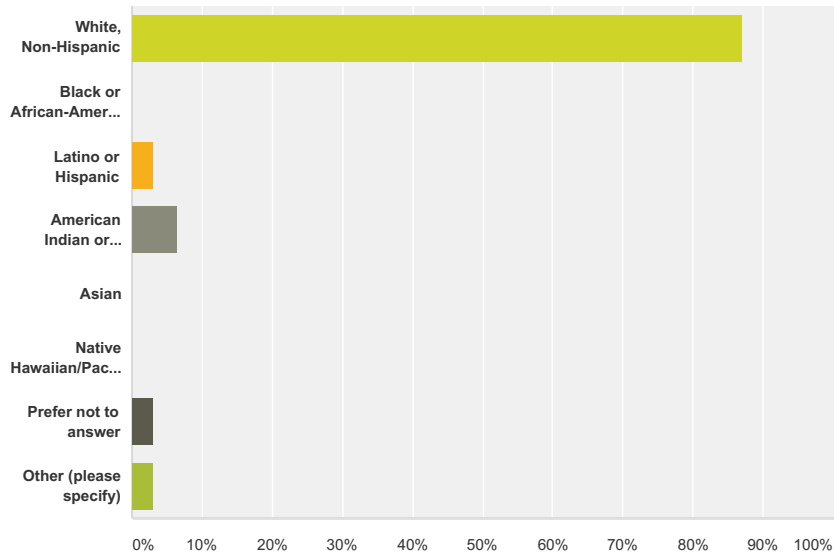
Answer Choices	Responses
Female	80.65% 25
Male	19.35% 6
Transgender	0.00% 0
Prefer not to answer	0.00% 0
Other (please specify)	0.00% 0
Total	31

#	Other (please specify)	Date
	There are no responses.	

Demographic Survey - Clinical

Q3 What is your race/ethnic origin? (Check all that apply)

Answered: 31 Skipped: 0

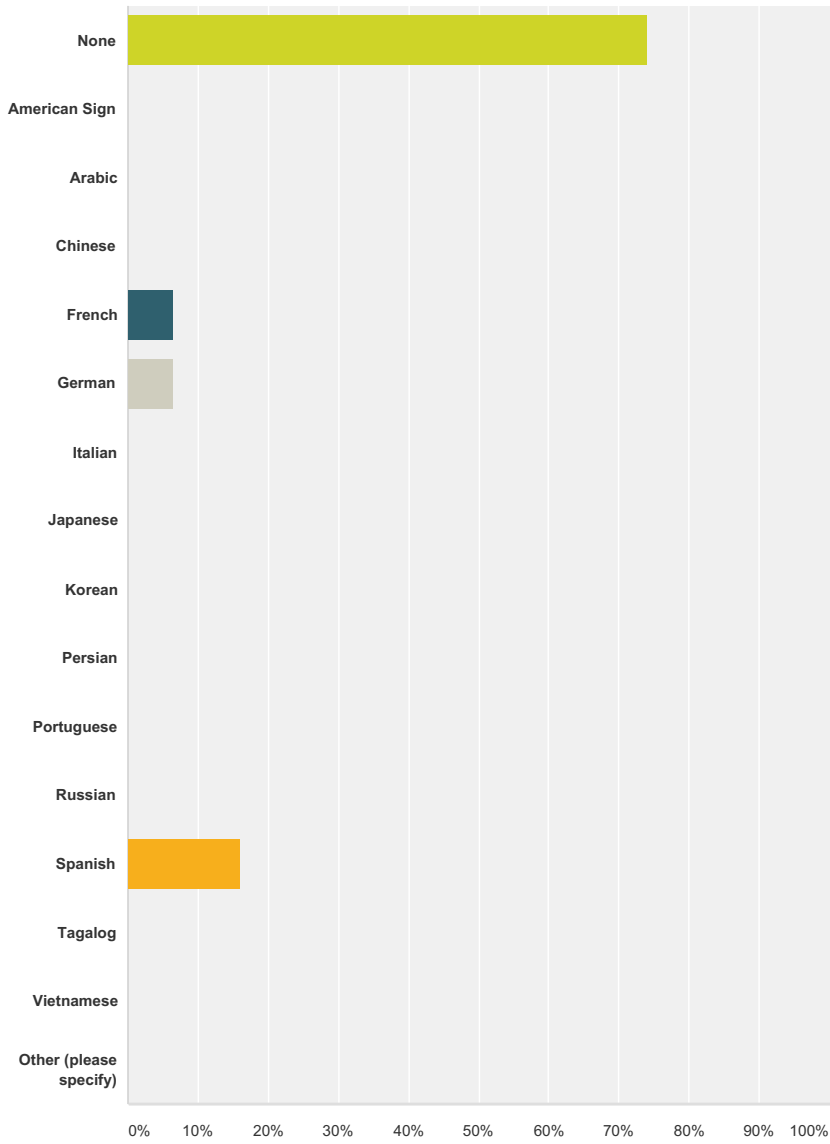


Answer Choices	Responses
White, Non-Hispanic	87.10% 27
Black or African-American	0.00% 0
Latino or Hispanic	3.23% 1
American Indian or Alaskan Native	6.45% 2
Asian	0.00% 0
Native Hawaiian/Pacific Islander	0.00% 0
Prefer not to answer	3.23% 1
Other (please specify)	3.23% 1
Total Respondents: 31	

#	Other (please specify)	Date
1	American indian, white	1/15/2015 3:45 PM

Q4 What language(s) do you speak in addition to English? (Check all that apply)

Answered: 31 Skipped: 0



Answer Choices	Responses	Count
None	74.19%	23
American Sign	0.00%	0
Arabic	0.00%	0
Chinese	0.00%	0
French	6.45%	2
German	6.45%	2
Italian	0.00%	0
Japanese	0.00%	0
Korean	0.00%	0
Persian	0.00%	0

Demographic Survey - Clinical

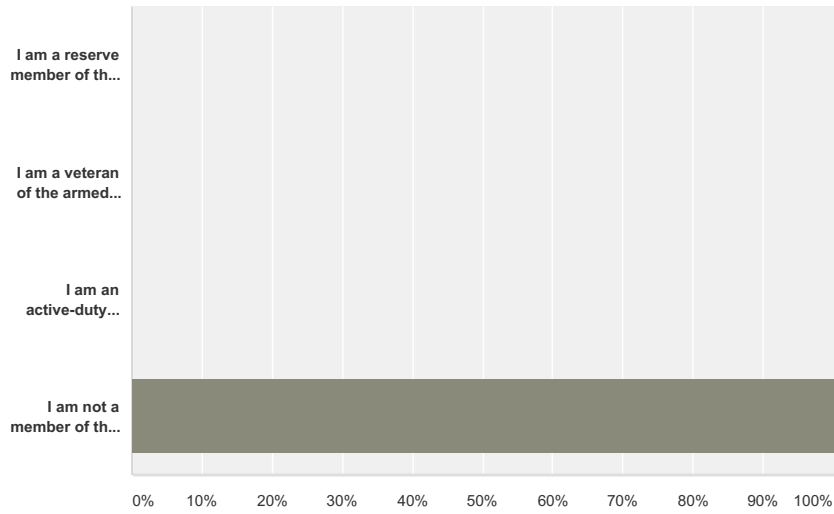
Portuguese	0.00%	0
Russian	0.00%	0
Spanish	16.13%	5
Tagalog	0.00%	0
Vietnamese	0.00%	0
Other (please specify)	0.00%	0
Total Respondents: 31		

#	Other (please specify)	Date
	There are no responses.	

Demographic Survey - Clinical

Q5 Are you a member of the armed service?

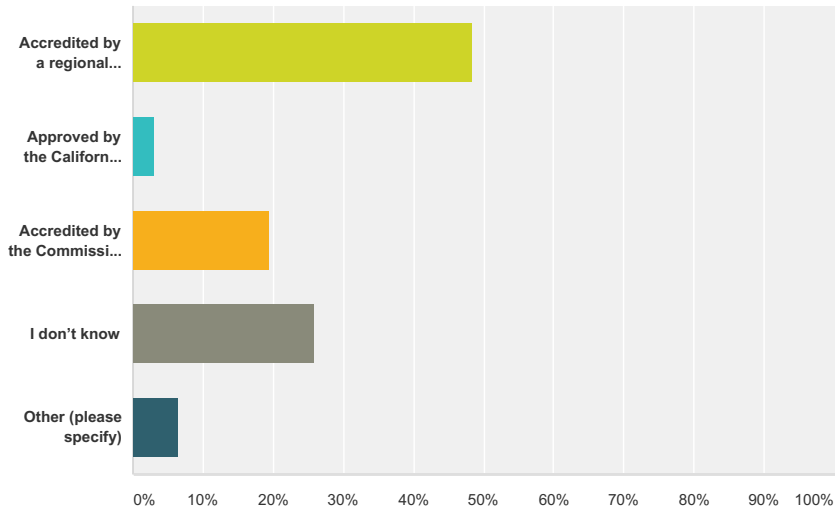
Answered: 31 Skipped: 0



Answer Choices	Responses
I am a reserve member of the armed service	0.00% 0
I am a veteran of the armed service	0.00% 0
I am an active-duty member of the armed service	0.00% 0
I am not a member of the armed service	100.00% 31
Total	31

Q6 Did you graduate from an accredited or state approved school?

Answered: 31 Skipped: 0



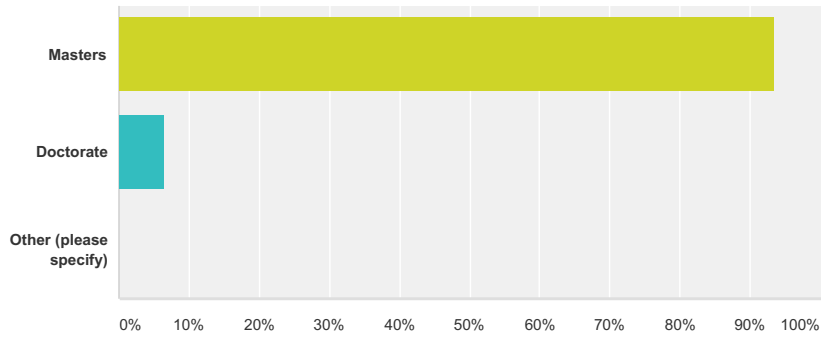
Answer Choices	Responses
Accredited by a regional accrediting body (e.g., Western Association of Schools and Colleges)	48.39% 15
Approved by the California Bureau of Private, Postsecondary and Vocational Education or its equivalent	3.23% 1
Accredited by the Commission on Accreditation for Marriage and Family Therapy Education (COAMFTE)	19.35% 6
I don't know	25.81% 8
Other (please specify)	6.45% 2
Total Respondents: 31	

#	Other (please specify)	Date
1	Both. My MS is from an accredited school (CSU). My PhD is from a school approved by the CA Bureau for Private Postsecondary Education	2/4/2015 9:55 AM
2	Michigan state	1/16/2015 1:27 PM

Demographic Survey - Clinical

Q7 What is the highest relevant degree you have earned related to psychotherapy?

Answered: 31 Skipped: 0



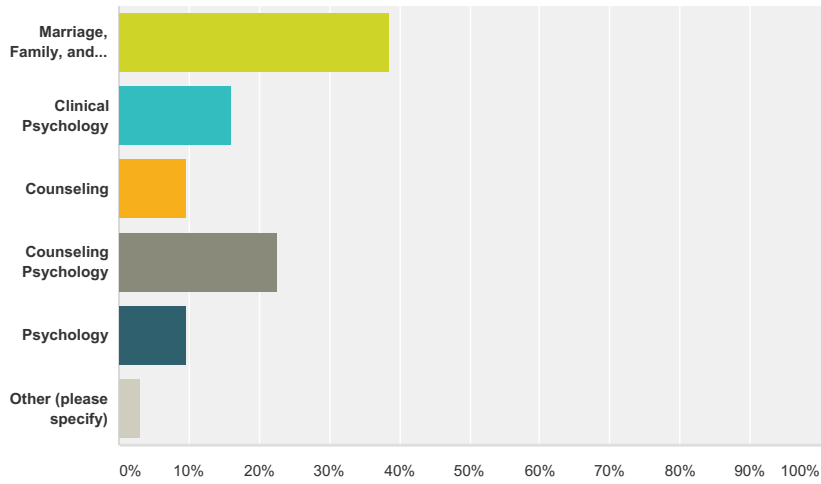
Answer Choices	Responses
Masters	93.55% 29
Doctorate	6.45% 2
Other (please specify)	0.00% 0
Total	31

#	Other (please specify)	Date
	There are no responses.	

Demographic Survey - Clinical

Q8 What is the subject area of your highest relevant degree related to psychotherapy?

Answered: 31 Skipped: 0

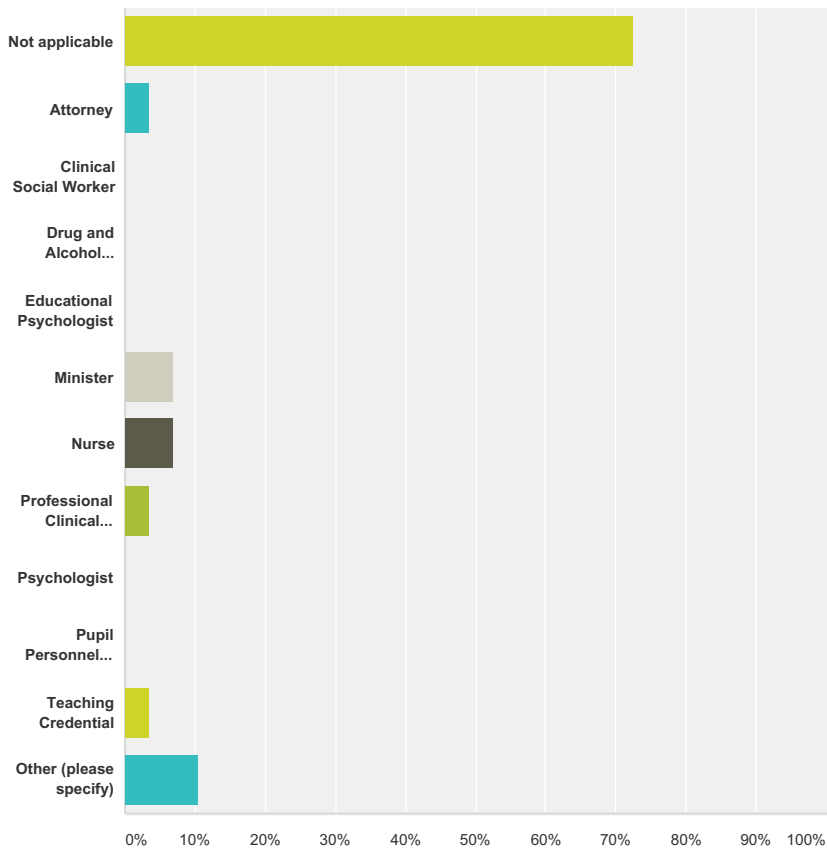


Answer Choices	Responses
Marriage, Family, and Child Counseling/Marital and Family Therapy	38.71% 12
Clinical Psychology	16.13% 5
Counseling	9.68% 3
Counseling Psychology	22.58% 7
Psychology	9.68% 3
Other (please specify)	3.23% 1
Total	31

#	Other (please specify)	Date
1	Psychiatric Nursing	1/15/2015 5:18 PM

Q9 Which additional California credentials/licenses do you hold? (Check all that apply)

Answered: 29 Skipped: 2

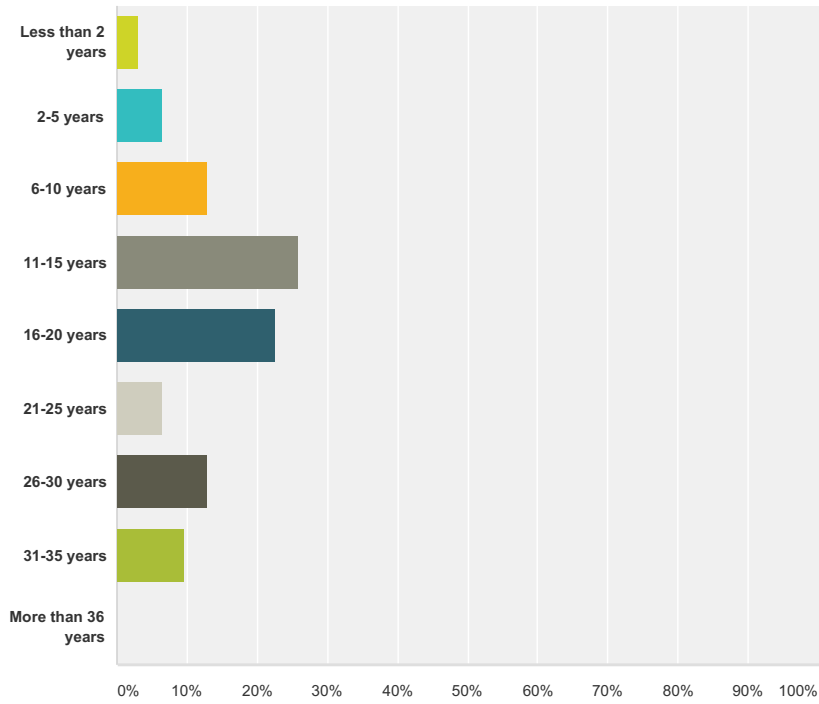


Answer Choices	Responses
Not applicable	72.41% 21
Attorney	3.45% 1
Clinical Social Worker	0.00% 0
Drug and Alcohol Counselor	0.00% 0
Educational Psychologist	0.00% 0
Minister	6.90% 2
Nurse	6.90% 2
Professional Clinical Counselor	3.45% 1
Psychologist	0.00% 0
Pupil Personnel Services	0.00% 0
Teaching Credential	3.45% 1
Other (please specify)	10.34% 3
Total Respondents: 29	

#	Other (please specify)	Date
1	Certified Addiction Specialist	1/15/2015 3:47 PM
2	Occupational therapist	1/15/2015 3:20 PM
3	clinical hypnotherapist	1/15/2015 3:17 PM

Q10 How many years have you been licensed as an MFT?

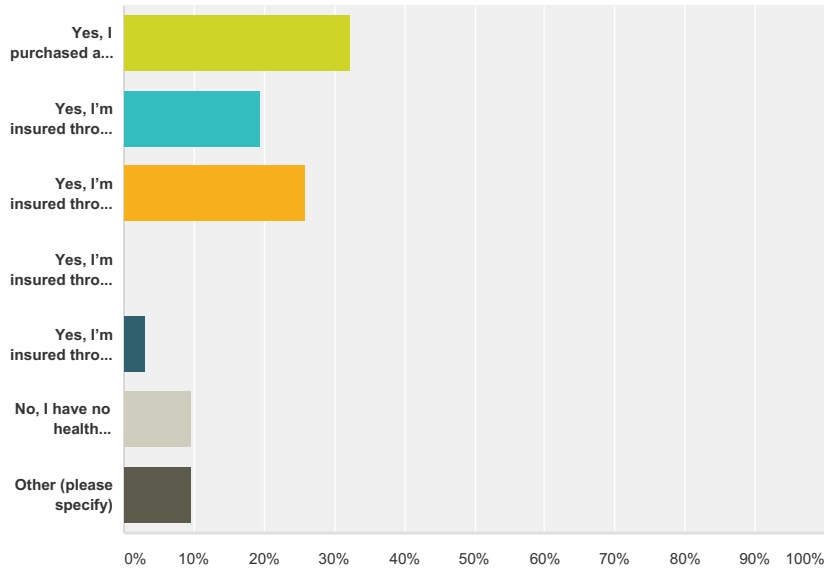
Answered: 31 Skipped: 0



Answer Choices	Responses	Count
Less than 2 years	3.23%	1
2-5 years	6.45%	2
6-10 years	12.90%	4
11-15 years	25.81%	8
16-20 years	22.58%	7
21-25 years	6.45%	2
26-30 years	12.90%	4
31-35 years	9.68%	3
More than 36 years	0.00%	0
Total		31

Q11 Do you have health insurance for your personal medical care?

Answered: 31 Skipped: 0

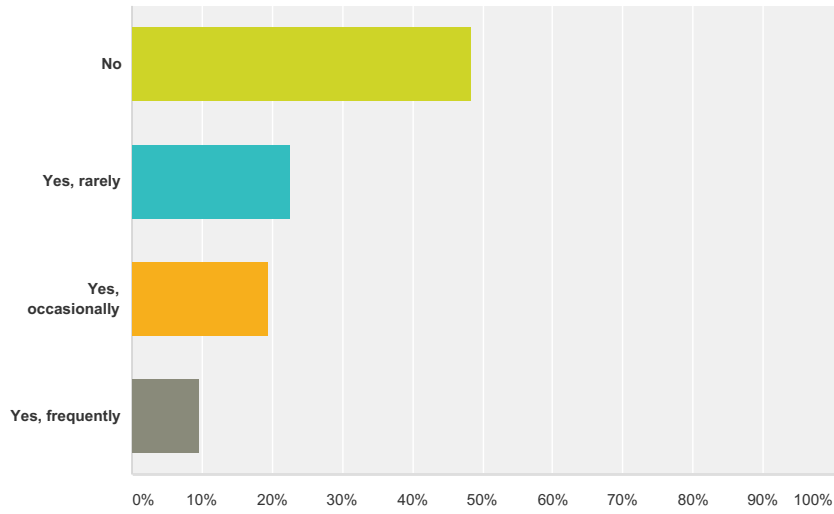


Answer Choices	Responses
Yes, I purchased a private plan	32.26% 10
Yes, I'm insured through my employer	19.35% 6
Yes, I'm insured through my spouse/partner	25.81% 8
Yes, I'm insured through CAMFT's guaranteed issue health plan	0.00% 0
Yes, I'm insured through Covered California	3.23% 1
No, I have no health insurance	9.68% 3
Other (please specify)	9.68% 3
Total	31

#	Other (please specify)	Date
1	MediCare	1/15/2015 6:38 PM
2	Medicare	1/15/2015 3:21 PM
3	medicare	1/15/2015 3:18 PM

Q12 Within the last two years, have you received personal psychotherapy?

Answered: 31 Skipped: 0

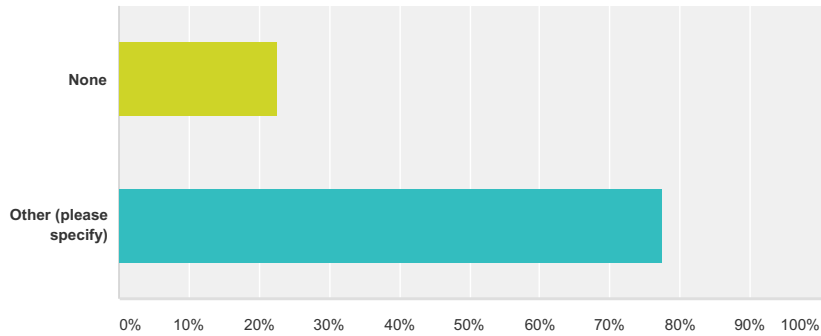


Answer Choices	Responses	
No	48.39%	15
Yes, rarely	22.58%	7
Yes, occasionally	19.35%	6
Yes, frequently	9.68%	3
Total		31

Demographic Survey - Clinical

Q13 What was your career before becoming an LMFT?

Answered: 31 Skipped: 0

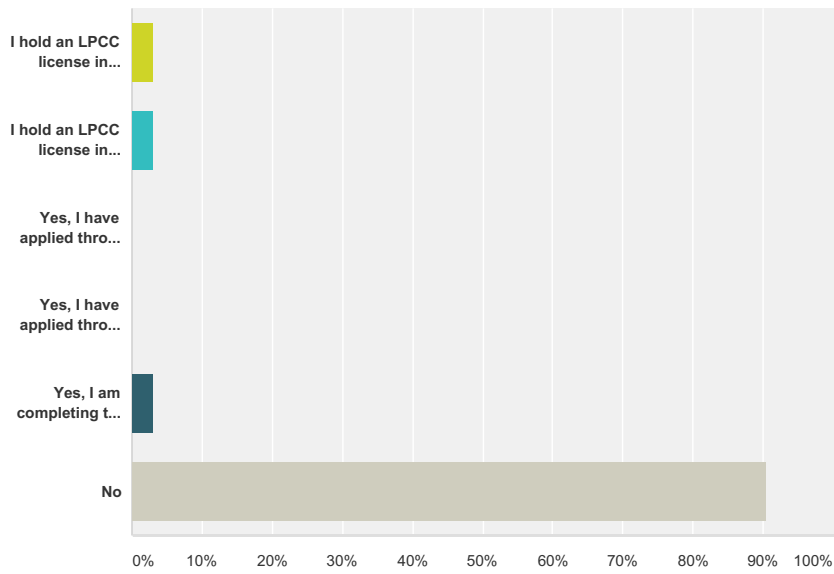


Answer Choices	Responses
None	22.58% 7
Other (please specify)	77.42% 24
Total	31

#	Other (please specify)	Date
1	Executive Assistant	2/8/2015 4:16 PM
2	RN	2/4/2015 2:58 PM
3	Retail clerk	2/4/2015 9:57 AM
4	Business	2/4/2015 9:08 AM
5	Teacher/Business Consultant	1/24/2015 4:13 PM
6	Attorney	1/21/2015 11:54 AM
7	bookkeeper	1/20/2015 1:51 PM
8	photographer	1/19/2015 3:26 PM
9	college counselor	1/16/2015 1:28 PM
10	Artist, mother	1/16/2015 12:28 PM
11	Real estate	1/16/2015 7:31 AM
12	campus ministry	1/15/2015 9:20 PM
13	Media	1/15/2015 8:33 PM
14	own business (film industry)	1/15/2015 7:55 PM
15	Social Worker; Substance Abuse Clinician	1/15/2015 7:51 PM
16	Teacher, social worker	1/15/2015 7:43 PM
17	Retail store owner	1/15/2015 6:38 PM
18	Sales	1/15/2015 5:23 PM
19	nurse	1/15/2015 5:19 PM
20	Business Manager	1/15/2015 4:06 PM
21	chemical dependency counselor	1/15/2015 3:48 PM
22	Occupational therapist	1/15/2015 3:21 PM
23	massage therapist/educator	1/15/2015 3:18 PM
24	Accountant	1/15/2015 3:17 PM

Q14 Do you plan to apply for, or are you in the process of obtaining, LPCC licensure in California?

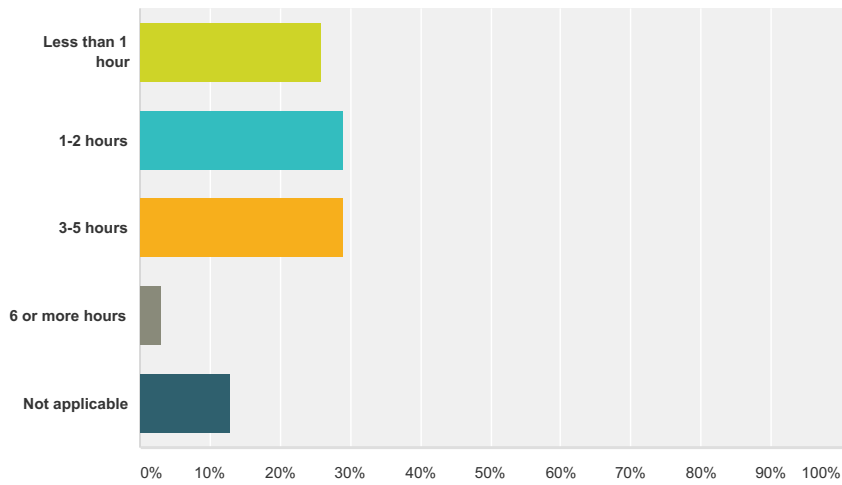
Answered: 31 Skipped: 0



Answer Choices	Responses	
I hold an LPCC license in California obtained through the "grandparenting" process	3.23%	1
I hold an LPCC license in California obtained through the "traditional" path	3.23%	1
Yes, I have applied through the "grandparenting" process and am currently completing my deficiencies	0.00%	0
Yes, I have applied through the "grandparenting" process, but am no longer pursuing the LPCC licensure	0.00%	0
Yes, I am completing the "traditional" path toward the LPCC licensure	3.23%	1
No	90.32%	28
Total		31

Q15 On average, how many hours per week do you devoted to volunteer or pro-bono therapy?

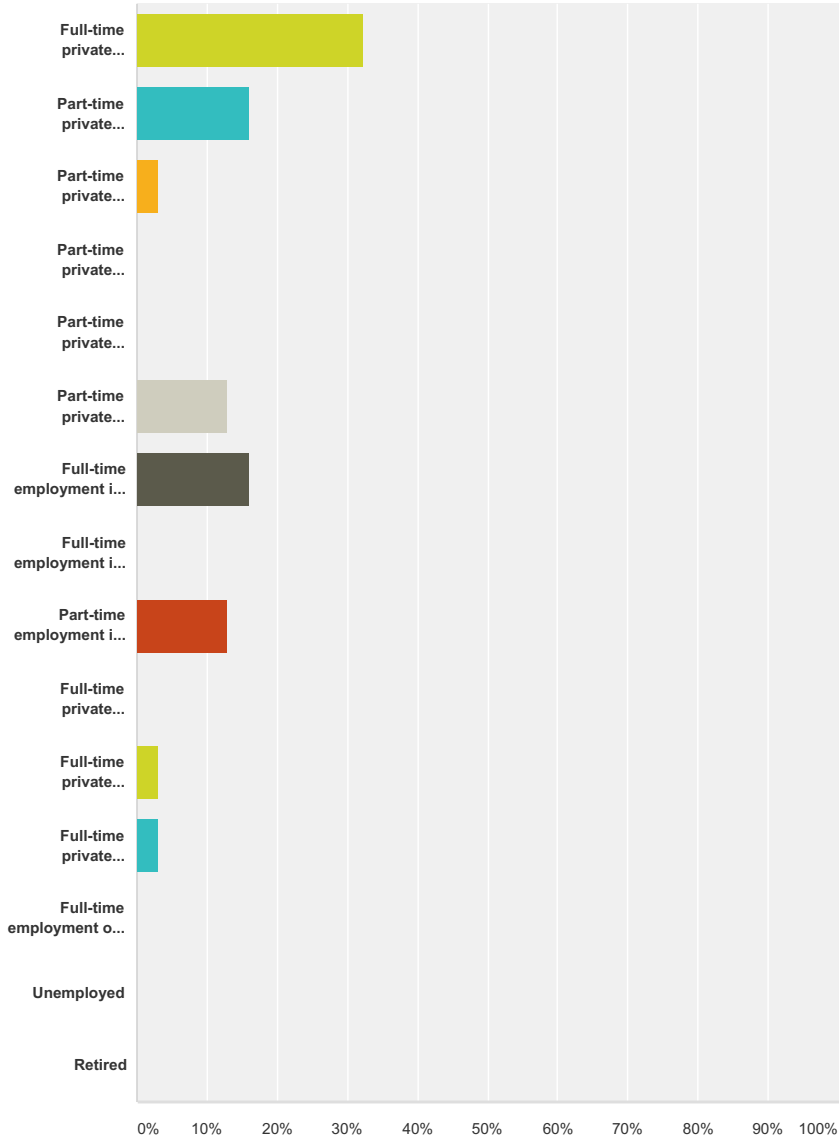
Answered: 31 Skipped: 0



Answer Choices	Responses	
Less than 1 hour	25.81%	8
1-2 hours	29.03%	9
3-5 hours	29.03%	9
6 or more hours	3.23%	1
Not applicable	12.90%	4
Total		31

Q16 Which of the following best describes your status? (Note: Full-time is 20 or more hours a week and part-time is fewer than 20 hours a week)

Answered: 31 Skipped: 0



Answer Choices	Responses
Full-time private practice (20 or more hours per week) only	32.26% 10
Part-time private practice (fewer than 20 hours per week) only	16.13% 5
Part-time private practice and full-time employment in a clinical position	3.23% 1
Part-time private practice and part-time employment in a clinical position	0.00% 0
Part-time private practice and full-time employment in a non-clinical position	0.00% 0
Part-time private practice and part-time employment in a non-clinical position	12.90% 4
Full-time employment in a clinical position (not private practice) only	16.13% 5
Full-time employment in a clinical position (not private practice) and part-time in a non-clinical position	0.00% 0
Part-time employment in a clinical position (not private practice) and part-time employment in a non-clinical position	12.90% 4

Demographic Survey - Clinical

Full-time private practice and full-time employment in a clinical position	0.00%	0
Full-time private practice and part-time employment in a clinical position	3.23%	1
Full-time private practice and full-time employment in a non-clinical position	3.23%	1
Full-time employment or in business doing non-clinical work	0.00%	0
Unemployed	0.00%	0
Retired	0.00%	0
Total		31

Demographic Survey - Clinical

Q17 What is your average annual income (before taxes)?

Answered: 0 Skipped: 31

! No matching responses.

Answer Choices	Responses
Less than \$20,000 per year	0.00% 0
\$20,000-\$34,999 per year	0.00% 0
\$35,000-\$44,999 per year	0.00% 0
\$45,000-\$54,999 per year	0.00% 0
\$55,000-\$64,999 per year	0.00% 0
\$65,000-\$79,999 per year	0.00% 0
\$80,000-\$99,999 per year	0.00% 0
\$100,000-\$125,999 per year	0.00% 0
\$126,000-\$149,999 per year	0.00% 0
\$150,000-\$174,999 per year	0.00% 0
\$175,000-\$199,999 per year	0.00% 0
More than \$200,000 per year	0.00% 0
Not applicable	0.00% 0
Total	0

Demographic Survey - Clinical

Q18 Do you work in any of the following setting? (Check all that apply)

Answered: 0 Skipped: 31

! No matching responses.

Answer Choices	Responses
College or University	0.00% 0
Hospital/Licensed health facility	0.00% 0
Managed care company including HMO, PPO, EAP, etc.	0.00% 0
Group practice/professional corporation	0.00% 0
Non-profit or charitable corporation	0.00% 0
Outpatient clinic	0.00% 0
Residential treatment facility	0.00% 0
School (K-12)	0.00% 0
California Department of Social Services	0.00% 0
California Public Health Service	0.00% 0
California State Department of Corrections and Rehabilitation	0.00% 0
California State Psychiatric Hospital	0.00% 0
California Youth Authority	0.00% 0
Child Protective Services or its equivalent	0.00% 0
Correctional Treatment Facility	0.00% 0
County Mental Health	0.00% 0
County Probation	0.00% 0
County Psychiatric Facility	0.00% 0
Department of Defense	0.00% 0
EAP	0.00% 0
Educational Institution	0.00% 0
Family Court Services	0.00% 0
U.S. Department of Health Services	0.00% 0
U.S. Department of Veterans Affairs	0.00% 0
Other (please specify)	0.00% 0
Total Respondents: 0	

#	Other (please specify)	Date
	There are no responses.	

Demographic Survey - Clinical

Q19 Do you work in any of the following settings? (Check all that apply)

Answered: 0 Skipped: 31

! No matching responses.

Answer Choices	Responses	
California Department of Social Services	0.00%	0
California Public Health Service	0.00%	0
California State Department of Corrections and Rehabilitation	0.00%	0
California State Psychiatric Hospital	0.00%	0
California Youth Authority	0.00%	0
Child Protective Services or its equivalent	0.00%	0
Correctional Treatment Facility	0.00%	0
County Mental Health	0.00%	0
County Probation	0.00%	0
County Psychiatric Facility	0.00%	0
Department of Defense	0.00%	0
EAP	0.00%	0
Educational Institution	0.00%	0
Family Court Services	0.00%	0
U.S. Department of Health Services	0.00%	0
U.S. Department of Veterans Affairs	0.00%	0
Not applicable	0.00%	0
Other (please specify)	0.00%	0
Total Respondents: 0		

#	Other (please specify)	Date
	There are no responses.	

Demographic Survey - Clinical

Q20 What are your duties? (Check all that apply)

Answered: 0 Skipped: 31

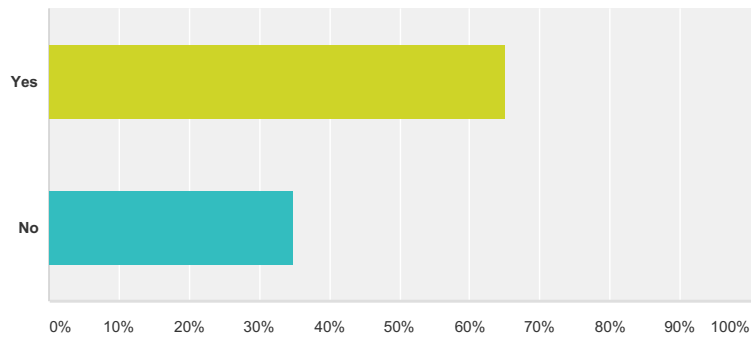
! No matching responses.

Answer Choices	Responses
Administration	0.00% 0
Adoptions	0.00% 0
Case management	0.00% 0
Child abuse investigations	0.00% 0
Child custody investigations	0.00% 0
Community prevention/education	0.00% 0
Education	0.00% 0
Intakes/referrals	0.00% 0
Mediation	0.00% 0
Social services	0.00% 0
Other (please specify)	0.00% 0
Total Respondents: 0	

#	Other (please specify)	Date
	There are no responses.	

Q21 Do you consider your private practice your primary career/occupation and source of income?

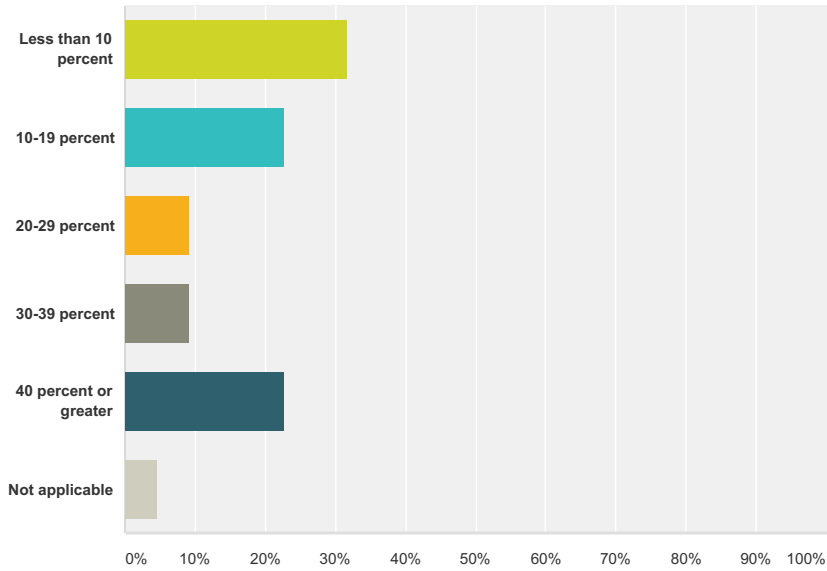
Answered: 23 Skipped: 8



Answer Choices	Responses	
Yes	65.22%	15
No	34.78%	8
Total		23

Q22 What percentage of your gross income goes to overhead?

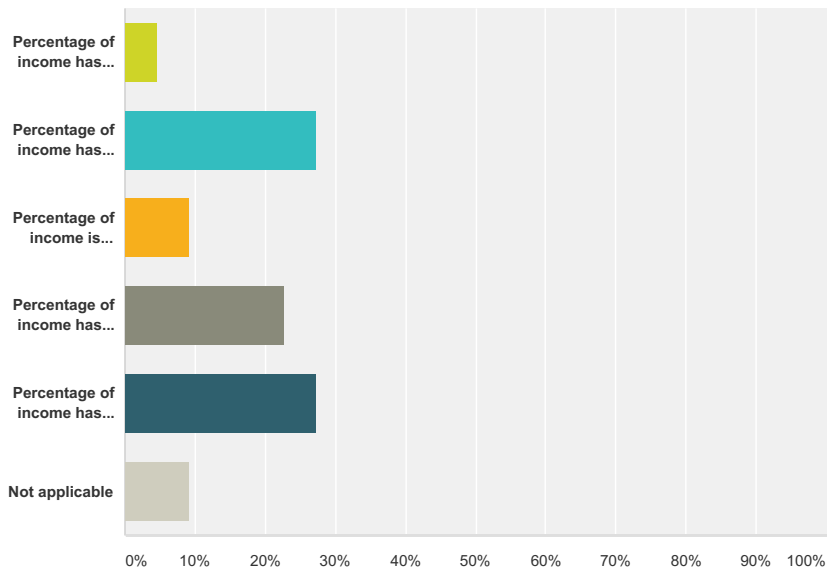
Answered: 22 Skipped: 9



Answer Choices	Responses
Less than 10 percent	31.82% 7
10-19 percent	22.73% 5
20-29 percent	9.09% 2
30-39 percent	9.09% 2
40 percent or greater	22.73% 5
Not applicable	4.55% 1
Total	22

Q23 Have you experienced any changes in your earnings from providing psychotherapy within the past two years?

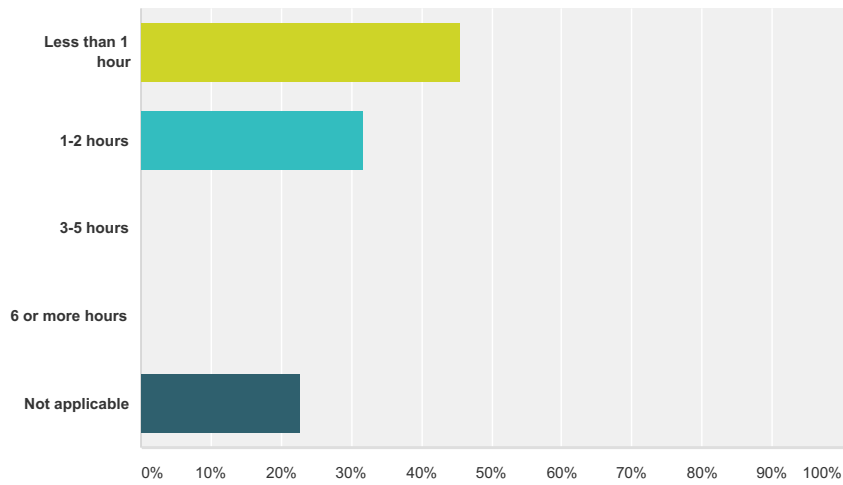
Answered: 22 Skipped: 9



Answer Choices	Responses
Percentage of income has increased significantly	4.55% 1
Percentage of income has increased somewhat	27.27% 6
Percentage of income is approximately the same	9.09% 2
Percentage of income has decreased somewhat	22.73% 5
Percentage of income has decreased significantly	27.27% 6
Not applicable	9.09% 2
Total	22

Q24 What is the average number of hours per week spent marketing/promoting services?

Answered: 22 Skipped: 9

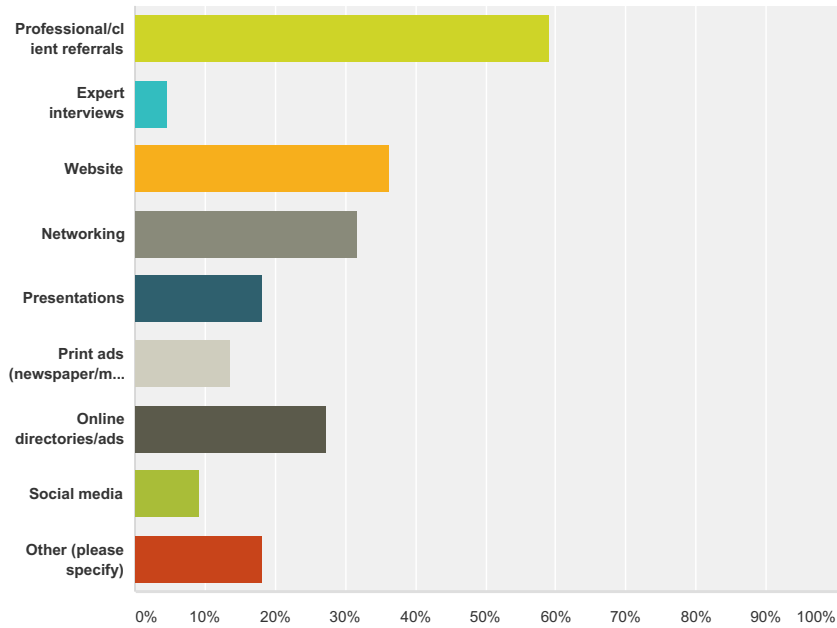


Answer Choices	Responses	
Less than 1 hour	45.45%	10
1-2 hours	31.82%	7
3-5 hours	0.00%	0
6 or more hours	0.00%	0
Not applicable	22.73%	5
Total		22

Demographic Survey - Clinical

Q25 How do you market/promote your services? (Check all that apply)

Answered: 22 Skipped: 9



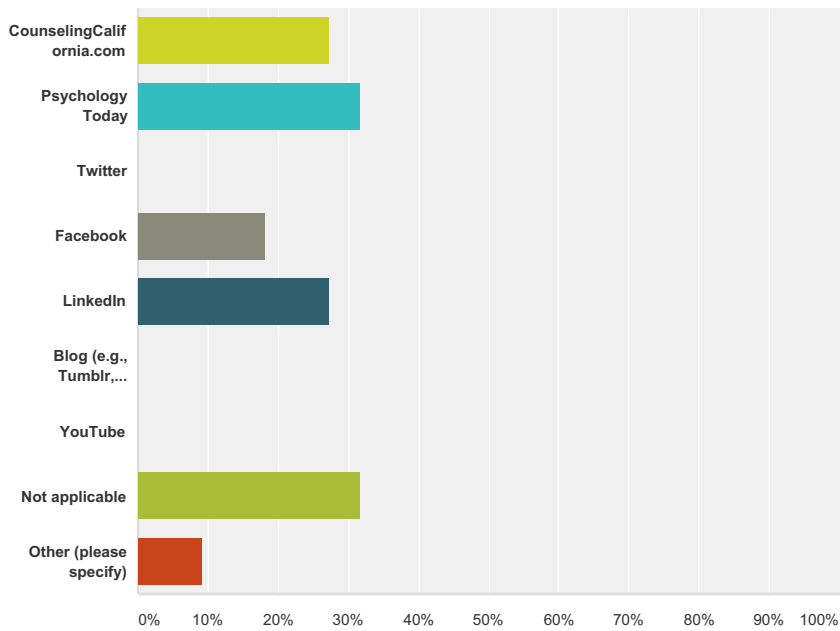
Answer Choices	Responses
Professional/client referrals	59.09% 13
Expert interviews	4.55% 1
Website	36.36% 8
Networking	31.82% 7
Presentations	18.18% 4
Print ads (newspaper/magazines/newsletters, etc.)	13.64% 3
Online directories/ads	27.27% 6
Social media	9.09% 2
Other (please specify)	18.18% 4
Total Respondents: 22	

#	Other (please specify)	Date
1	I don't advertise	2/8/2015 4:18 PM
2	none	2/4/2015 11:32 AM
3	past client referrals	1/24/2015 4:17 PM
4	None any more. Am 87 and working very little	1/15/2015 7:48 PM

Demographic Survey - Clinical

Q26 Which online directories or social media outlets do you use to promote your services? (Check all that apply)

Answered: 22 Skipped: 9



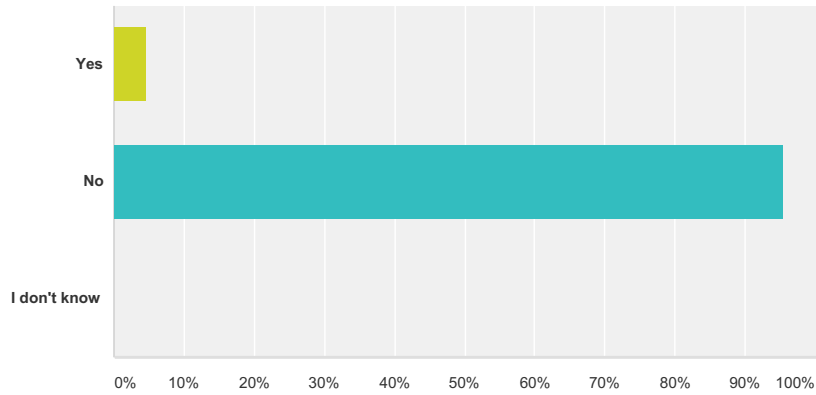
Answer Choices	Responses
CounselingCalifornia.com	27.27% 6
Psychology Today	31.82% 7
Twitter	0.00% 0
Facebook	18.18% 4
LinkedIn	27.27% 6
Blog (e.g., Tumblr, Wordpress, Blogger, etc.)	0.00% 0
YouTube	0.00% 0
Not applicable	31.82% 7
Other (please specify)	9.09% 2
Total Respondents: 22	

#	Other (please specify)	Date
1	listed on Aetna website as a provider	1/15/2015 9:23 PM
2	Christian Counselor Directory	1/15/2015 5:21 PM

Demographic Survey - Clinical

Q27 Has a client asked you to complete a W-9/1099 form?

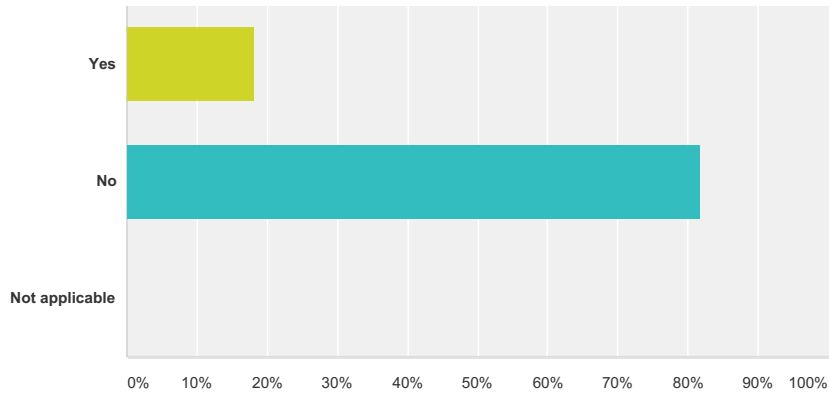
Answered: 22 Skipped: 9



Answer Choices	Responses	
Yes	4.55%	1
No	95.45%	21
I don't know	0.00%	0
Total		22

Q28 Do you accept credit card payments for your services?

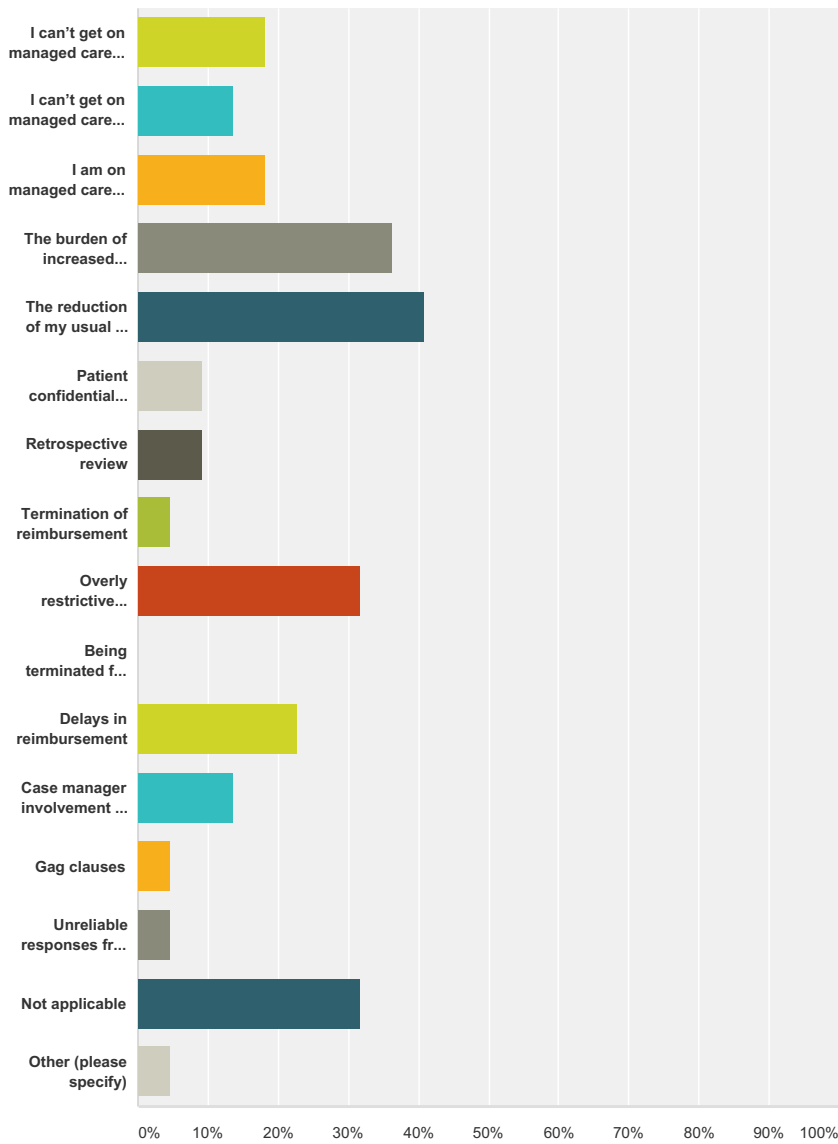
Answered: 22 Skipped: 9



Answer Choices	Responses	
Yes	18.18%	4
No	81.82%	18
Not applicable	0.00%	0
Total		22

**Q29 What are your greatest problems in dealing with managed care companies?
(select top three problems)**

Answered: 22 Skipped: 9



Answer Choices	Responses	Count
I can't get on managed care panels because they are filled	18.18%	4
I can't get on managed care panels because they don't take LMFTs	13.64%	3
I am on managed care panels but receive no referrals	18.18%	4
The burden of increased paperwork	36.36%	8
The reduction of my usual and customary fee	40.91%	9
Patient confidentiality is compromised	9.09%	2
Retrospective review	9.09%	2
Termination of reimbursement	4.55%	1
Overly restrictive limitations on the amount of treatment authorized	31.82%	7
Being terminated from panels	0.00%	0

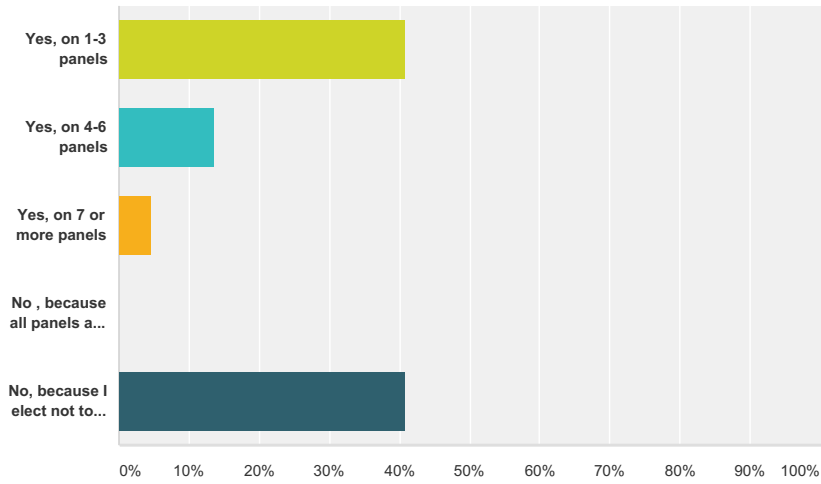
Demographic Survey - Clinical

Delays in reimbursement	22.73%	5
Case manager involvement in treatment decisions	13.64%	3
Gag clauses	4.55%	1
Unreliable responses from case managers/revolving door of case managers	4.55%	1
Not applicable	31.82%	7
Other (please specify)	4.55%	1
Total Respondents: 22		

#	Other (please specify)	Date
1	Managed care has significantly negatively impacted my income and I believe the quality of our profession overall.	1/16/2015 7:34 AM

Q30 Are you a provider on PPO, HMO, EAP, or other managed care panels?

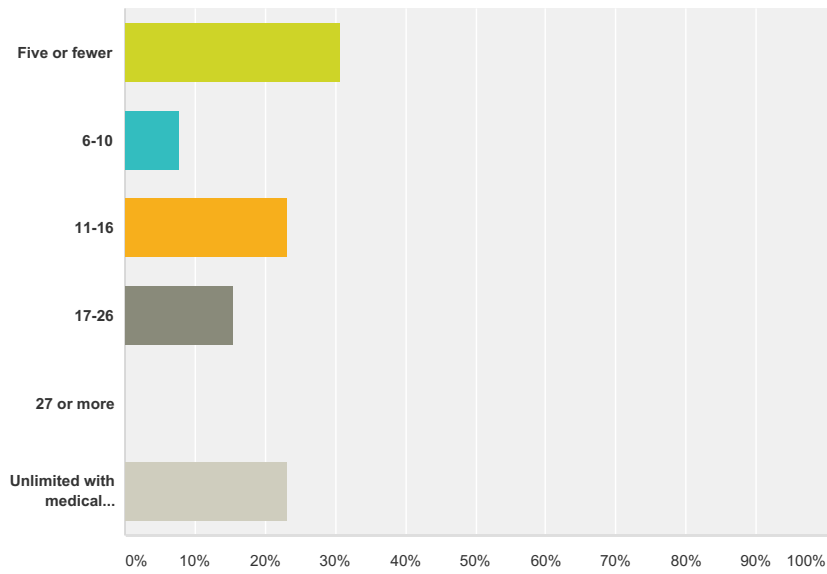
Answered: 22 Skipped: 9



Answer Choices	Responses
Yes, on 1-3 panels	40.91% 9
Yes, on 4-6 panels	13.64% 3
Yes, on 7 or more panels	4.55% 1
No, because all panels are filled	0.00% 0
No, because I elect not to participate	40.91% 9
Total	22

Q31 What is the average number of treatment sessions managed care companies authorize?

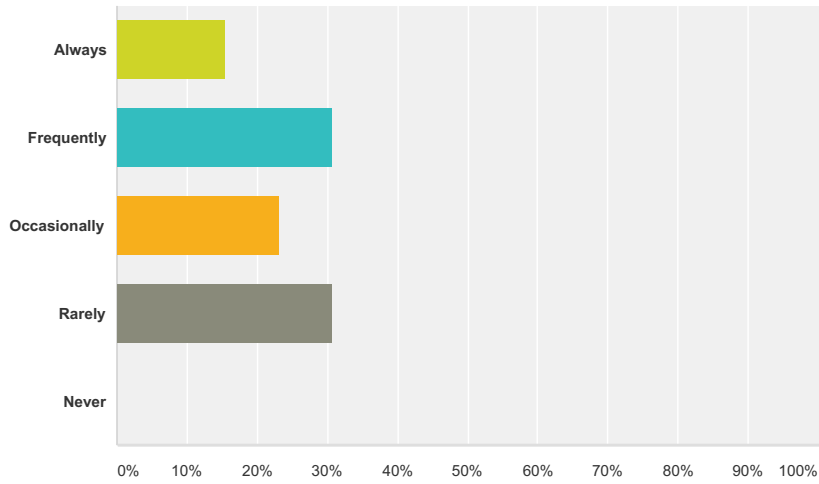
Answered: 13 Skipped: 18



Answer Choices	Responses
Five or fewer	30.77% 4
6-10	7.69% 1
11-16	23.08% 3
17-26	15.38% 2
27 or more	0.00% 0
Unlimited with medical necessity	23.08% 3
Total	13

Q32 In general, do you find the number authorized sufficient?

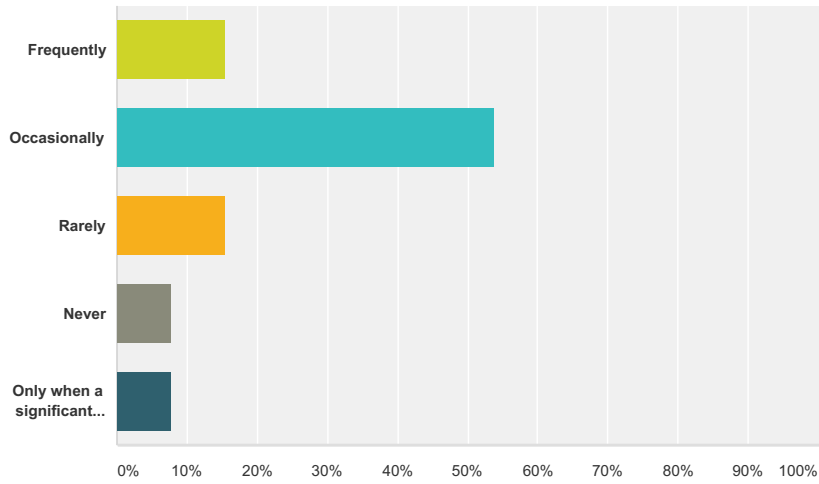
Answered: 13 Skipped: 18



Answer Choices	Responses
Always	15.38% 2
Frequently	30.77% 4
Occasionally	23.08% 3
Rarely	30.77% 4
Never	0.00% 0
Total	13

Q33 Do you advocate for continued treatment for your patients?

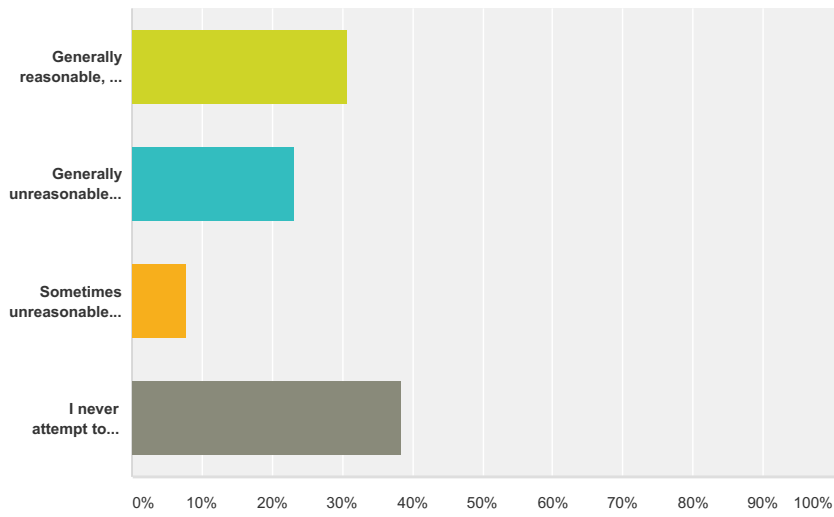
Answered: 13 Skipped: 18



Answer Choices	Responses
Frequently	15.38% 2
Occasionally	53.85% 7
Rarely	15.38% 2
Never	7.69% 1
Only when a significant argument can be made for medical necessity	7.69% 1
Total	13

Q34 Which of the following applies to the terms and conditions of managed care contracts?

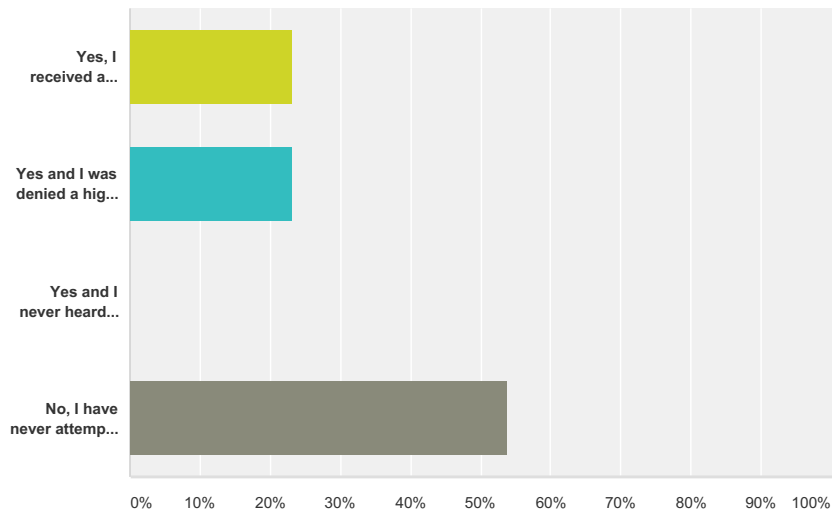
Answered: 13 Skipped: 18



Answer Choices	Responses
Generally reasonable, and I sign without significant negotiation	30.77% 4
Generally unreasonable and difficult to negotiate	23.08% 3
Sometimes unreasonable, but often negotiable	7.69% 1
I never attempt to negotiate the unreasonable contract	38.46% 5
Total	13

Q35 Have you ever negotiated with a managed care company for an increase in your reimbursement?

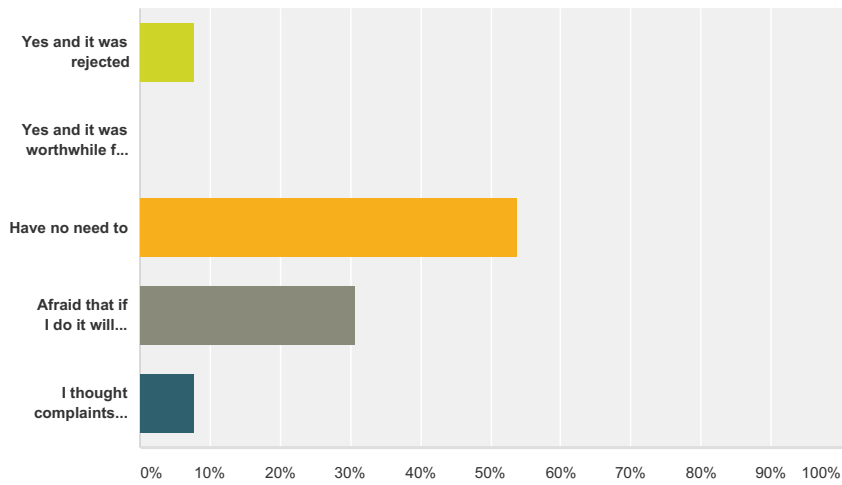
Answered: 13 Skipped: 18



Answer Choices	Responses
Yes, I received a higher reimbursement rate	23.08% 3
Yes and I was denied a higher reimbursement rate	23.08% 3
Yes and I never heard back from the insurance company	0.00% 0
No, I have never attempted to negotiate an increase in reimbursement	53.85% 7
Total	13

Q36 Have you filed a complaint with the Department of Managed Health Care against a managed care company?

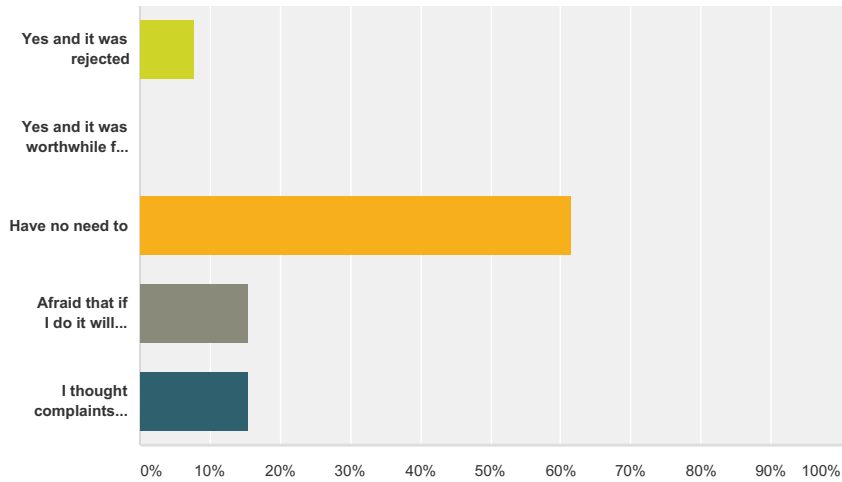
Answered: 13 Skipped: 18



Answer Choices	Responses
Yes and it was rejected	7.69% 1
Yes and it was worthwhile for the patient and me	0.00% 0
Have no need to	53.85% 7
Afraid that if I do it will negatively impact me	30.77% 4
I thought complaints could only be made by patients	7.69% 1
Total	13

Q37 Have you file a complaint with the Department of Insurance?

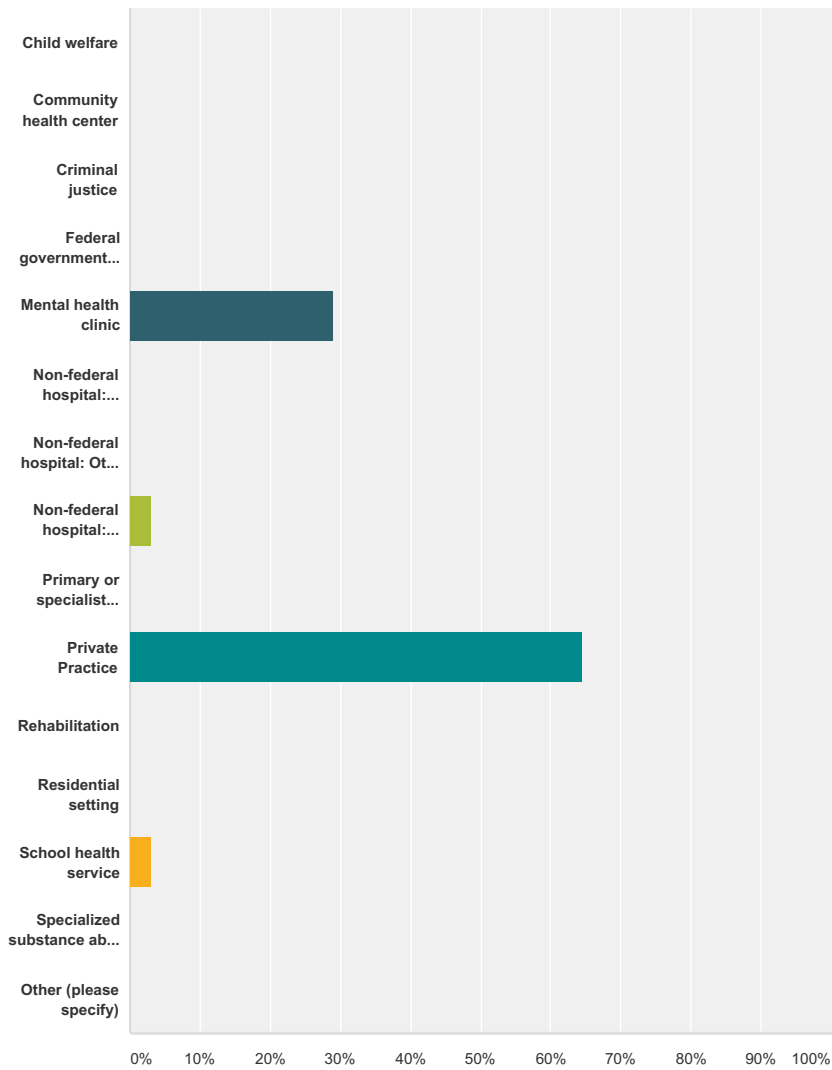
Answered: 13 Skipped: 18



Answer Choices	Responses
Yes and it was rejected	7.69% 1
Yes and it was worthwhile for patient and me	0.00% 0
Have no need to	61.54% 8
Afraid that if I do it will negatively impact me	15.38% 2
I thought complaints could only be made by patients	15.38% 2
Total	13

Q38 Which best describes the type of setting that most closely corresponds to your primary patient care practice location?

Answered: 31 Skipped: 0



Answer Choices	Responses
Child welfare	0.00% 0
Community health center	0.00% 0
Criminal justice	0.00% 0
Federal government hospital	0.00% 0
Mental health clinic	29.03% 9
Non-federal hospital: General Medicine	0.00% 0
Non-federal hospital: Other (e.g., nursing home unit)	0.00% 0
Non-federal hospital: Psychiatric	3.23% 1
Primary or specialist medical care	0.00% 0
Private Practice	64.52% 20
Rehabilitation	0.00% 0

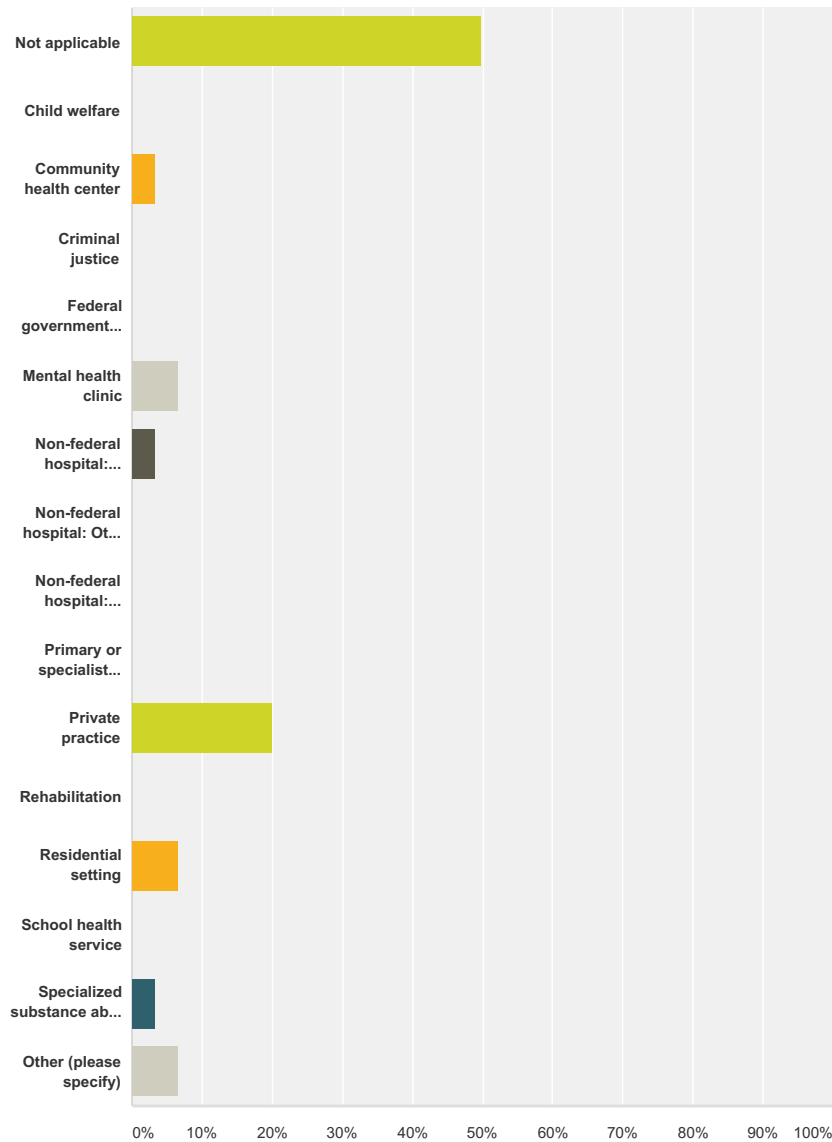
Demographic Survey - Clinical

Residential setting	0.00%	0
School health service	3.23%	1
Specialized substance abuse treatment facility	0.00%	0
Other (please specify)	0.00%	0
Total		31

#	Other (please specify)	Date
	There are no responses.	

Q39 If applicable, which best describes the type of setting that most closely corresponds to your secondary patient care practice location?

Answered: 30 Skipped: 1



Answer Choices	Responses
Not applicable	50.00% 15
Child welfare	0.00% 0
Community health center	3.33% 1
Criminal justice	0.00% 0
Federal government hospital	0.00% 0
Mental health clinic	6.67% 2
Non-federal hospital: General Medicine	3.33% 1
Non-federal hospital: Other (e.g., nursing home unit)	0.00% 0
Non-federal hospital: Psychiatric	0.00% 0

Demographic Survey - Clinical

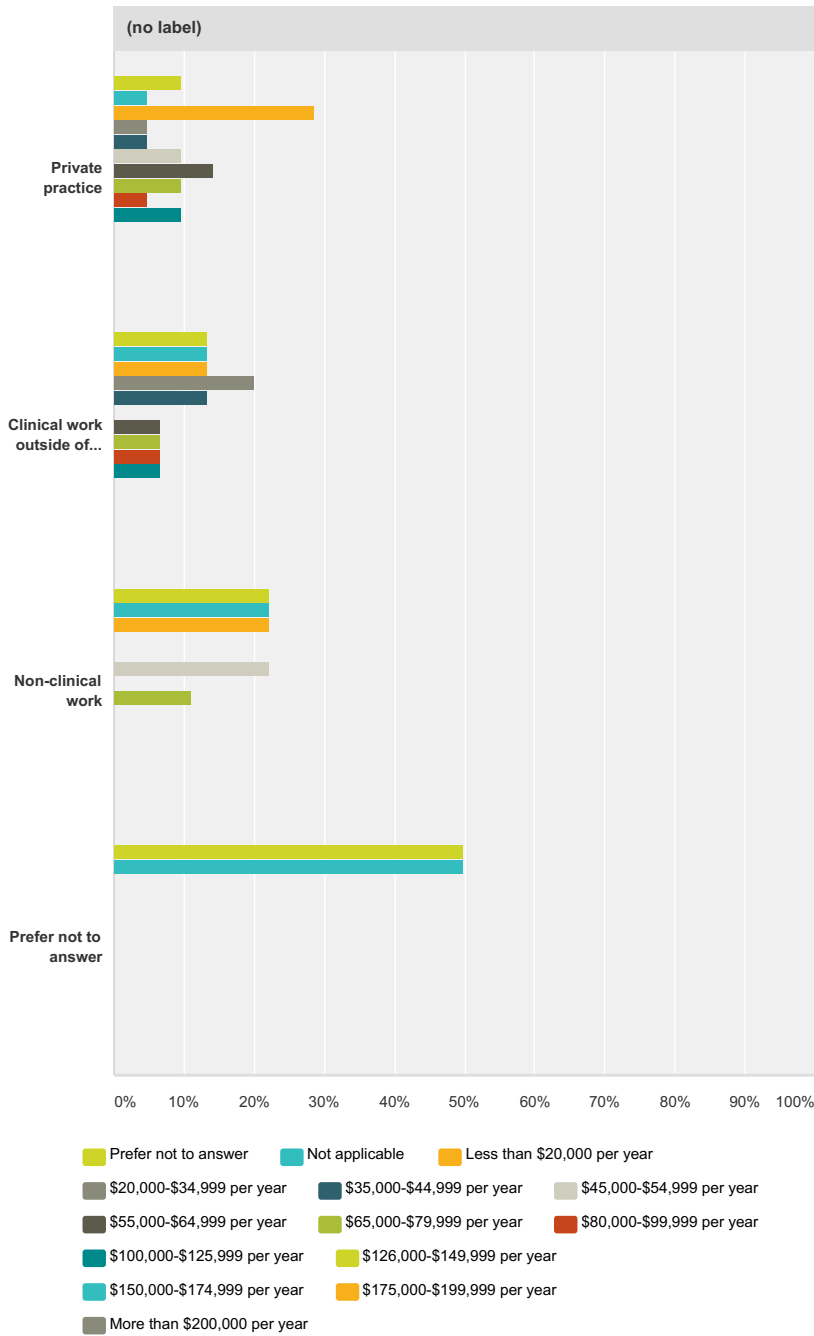
Primary or specialist medical care	0.00%	0
Private practice	20.00%	6
Rehabilitation	0.00%	0
Residential setting	6.67%	2
School health service	0.00%	0
Specialized substance abuse treatment facility	3.33%	1
Other (please specify)	6.67%	2
Total		30

#	Other (please specify)	Date
1	Consultant	1/15/2015 8:36 PM
2	full scope Medi Cal	1/15/2015 6:42 PM

Demographic Survey - Clinical

Q40 What is your average annual income (before taxes) from:(Note: please provide information for all that apply)

Answered: 31 Skipped: 0



(no label)	Prefer not to answer	Not applicable	Less than \$20,000 per year	\$20,000-\$34,999 per year	\$35,000-\$44,999 per year	\$45,000-\$54,999 per year	\$55,000-\$64,999 per year	\$65,000-\$79,999 per year	\$80,000-\$99,999 per year	\$100,000-\$125,999 per year	\$126,000-\$149,999 per year	\$150,000-\$174,999 per year	\$175,000-\$199,999 per year	More than \$200,000 per year	Total
Private practice	9.52%	4.76%	28.57%	4.76%	4.76%	9.52%	14.29%	9.52%	4.76%	9.52%	0.00%	0.00%	0.00%	0.00%	21
	2	1	6	1	1	2	3	2	1	2	0	0	0	0	

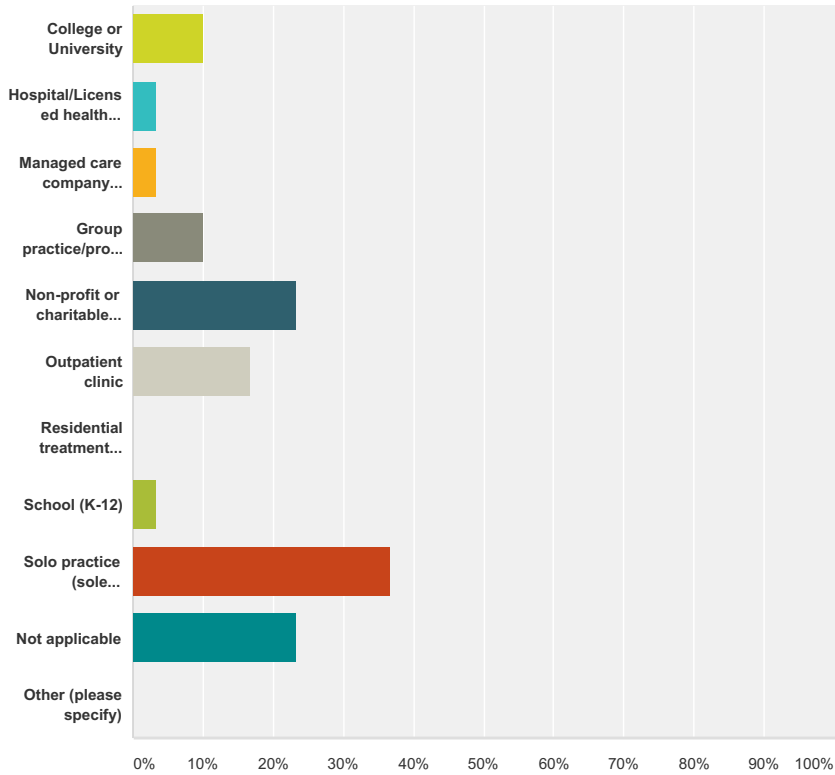
Demographic Survey - Clinical

Clinical work outside of private practice	13.33% 2	13.33% 2	13.33% 2	20.00% 3	13.33% 2	0.00% 0	6.67% 1	6.67% 1	6.67% 1	6.67% 1	0.00% 0	0.00% 0	0.00% 0	0.00% 0	15
Non-clinical work	22.22% 2	22.22% 2	22.22% 2	0.00% 0	0.00% 0	22.22% 2	0.00% 0	11.11% 1	0.00% 0	0.00% 0	0.00% 0	0.00% 0	0.00% 0	0.00% 0	9
Prefer not to answer	50.00% 4	50.00% 4	0.00% 0	0.00% 0	0.00% 0	0.00% 0	0.00% 0	0.00% 0	0.00% 0	0.00% 0	0.00% 0	0.00% 0	0.00% 0	0.00% 0	8

Demographic Survey - Clinical

Q41 Do you work in any of the following settings? (Check all that apply)

Answered: 30 Skipped: 1

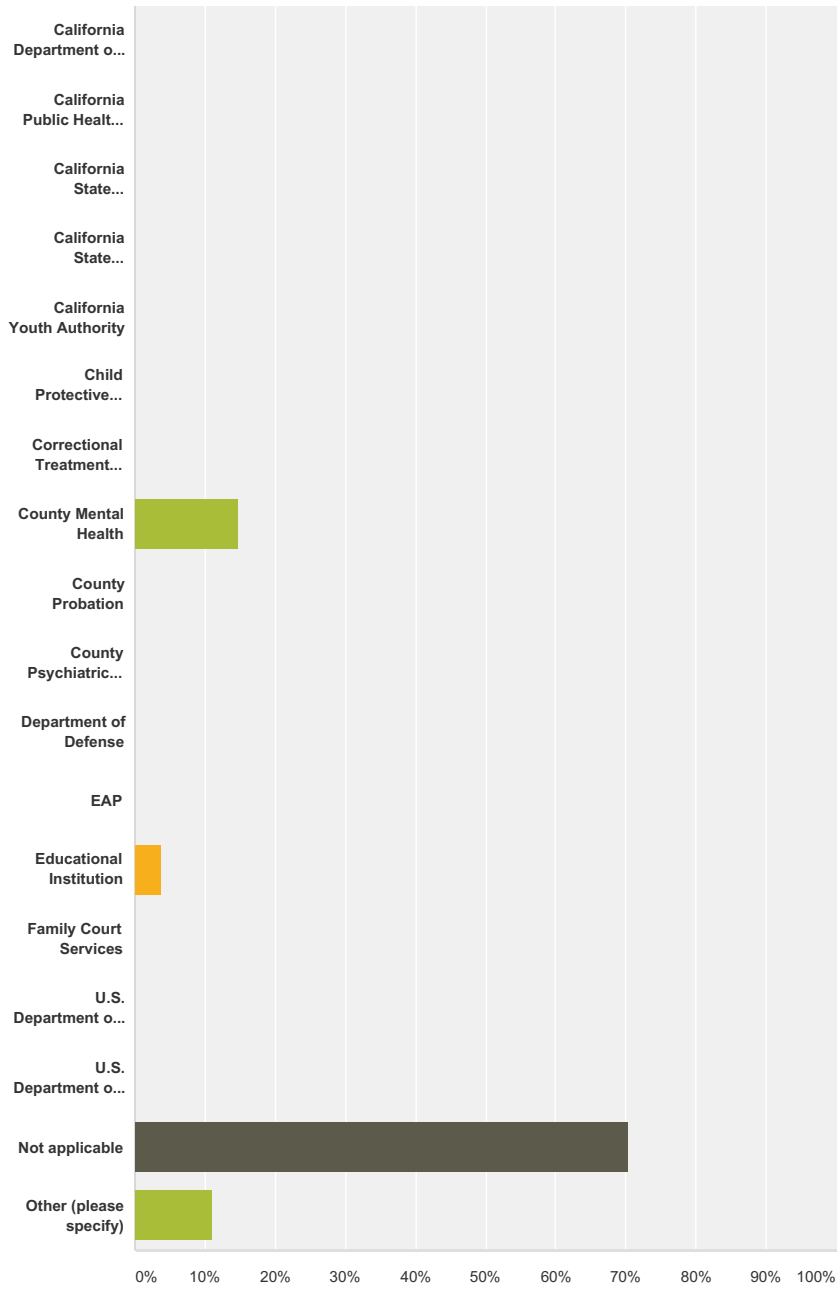


Answer Choices	Responses
College or University	10.00% 3
Hospital/Licensed health facility	3.33% 1
Managed care company including HMO, PPO, EAP, etc.	3.33% 1
Group practice/professional corporation	10.00% 3
Non-profit or charitable corporation	23.33% 7
Outpatient clinic	16.67% 5
Residential treatment facility	0.00% 0
School (K-12)	3.33% 1
Solo practice (sole proprietor or solo professional corporation)	36.67% 11
Not applicable	23.33% 7
Other (please specify)	0.00% 0
Total Respondents: 30	

#	Other (please specify)	Date
	There are no responses.	

Q42 Do you work in any of the following settings? (Check all that apply)

Answered: 27 Skipped: 4



Answer Choices	Responses
California Department of Social Services	0.00% 0
California Public Health Service	0.00% 0
California State Department of Corrections and Rehabilitation	0.00% 0
California State Psychiatric Hospital	0.00% 0
California Youth Authority	0.00% 0
Child Protective Services or its equivalent	0.00% 0
Correctional Treatment Facility	0.00% 0

Demographic Survey - Clinical

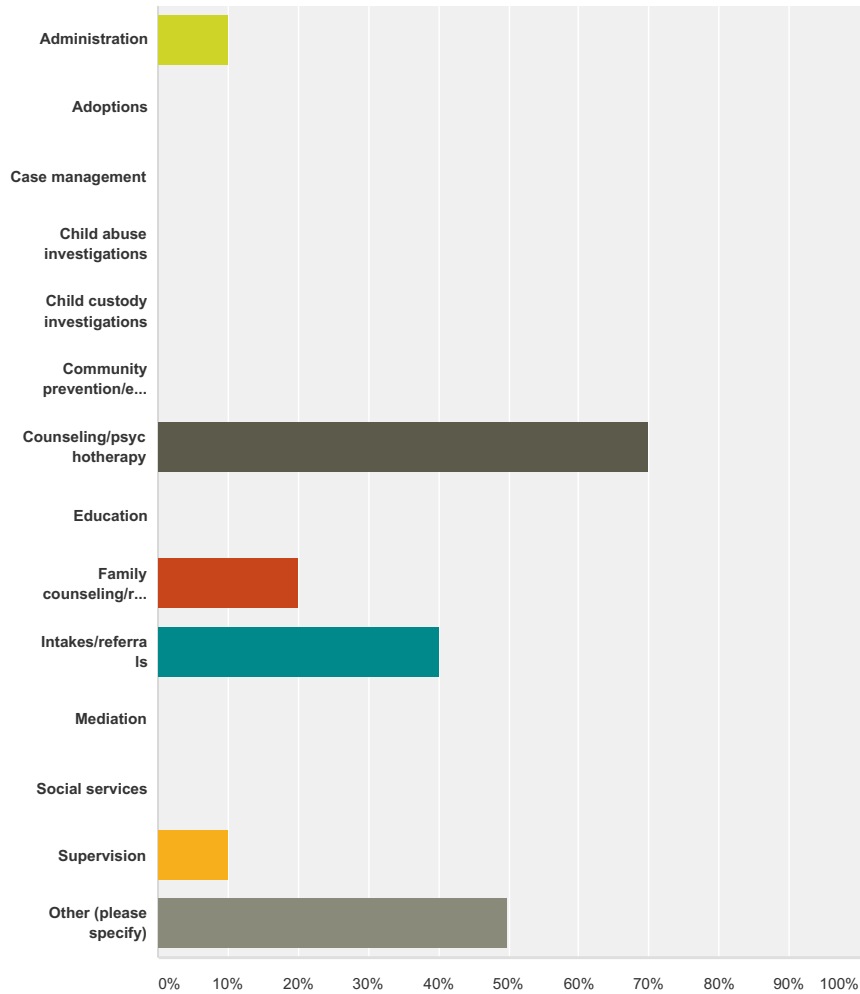
County Mental Health	14.81%	4
County Probation	0.00%	0
County Psychiatric Facility	0.00%	0
Department of Defense	0.00%	0
EAP	0.00%	0
Educational Institution	3.70%	1
Family Court Services	0.00%	0
U.S. Department of Health Services	0.00%	0
U.S. Department of Veterans Affairs	0.00%	0
Not applicable	70.37%	19
Other (please specify)	11.11%	3
Total Respondents: 27		

#	Other (please specify)	Date
1	under contract with county mental health to do school based and Wrap Around services	2/4/2015 11:58 AM
2	counseling group	1/16/2015 1:32 PM
3	For profit private mental health agency, currently Beacon Health Strategies; formerly ANAV tribal health clinic; originally county mental health	1/15/2015 6:45 PM

Demographic Survey - Clinical

Q43 What are your duties? (Check all that apply)

Answered: 10 Skipped: 21



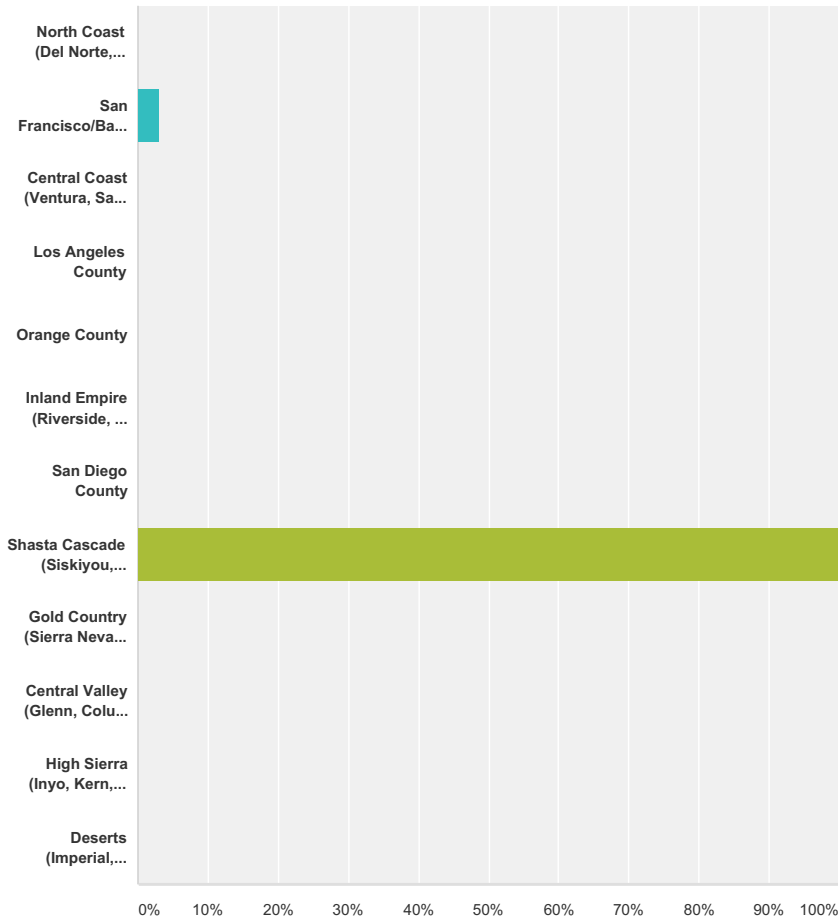
Answer Choices	Responses
Administration	10.00% 1
Adoptions	0.00% 0
Case management	0.00% 0
Child abuse investigations	0.00% 0
Child custody investigations	0.00% 0
Community prevention/education	0.00% 0
Counseling/psychotherapy	70.00% 7
Education	0.00% 0
Family counseling/reunification	20.00% 2
Intakes/referrals	40.00% 4
Mediation	0.00% 0
Social services	0.00% 0
Supervision	10.00% 1
Other (please specify)	50.00% 5

Demographic Survey - Clinical

Total Respondents: 10		
#	Other (please specify)	Date
1	Long process of helping to implement the electronic health record to our agency	2/4/2015 11:59 AM
2	Wraparound	1/19/2015 3:28 PM
3	Equine Facilitated Mental Health services, currently not funded	1/15/2015 6:46 PM
4	nursing	1/15/2015 5:26 PM
5	Academic counselor	1/15/2015 3:22 PM

Q44 In which California region/county do you work as a marriage and family therapist or in a related position? (Check all that apply)

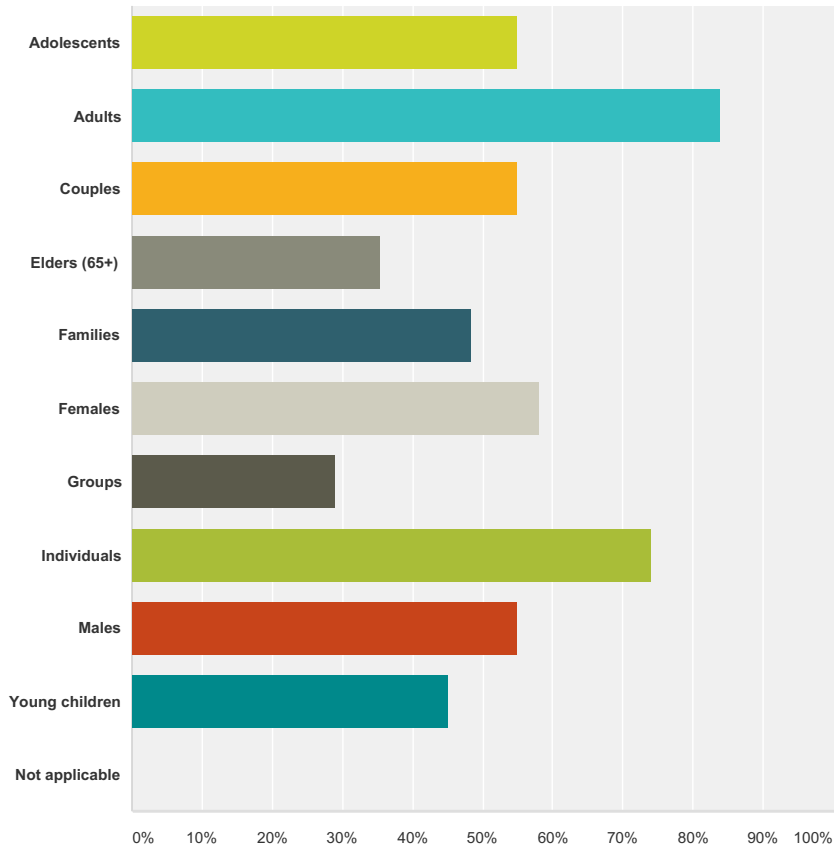
Answered: 31 Skipped: 0



Answer Choices	Responses
North Coast (Del Norte, Humboldt, Mendocino, Sonoma, Lake)	0.00% 0
San Francisco/Bay Area (San Francisco, Marin, Contra Costa, San Mateo, Alameda, Santa Cruz, Santa Clara)	3.23% 1
Central Coast (Ventura, Santa Barbara, San Luis Obispo, Monterey, San Benito)	0.00% 0
Los Angeles County	0.00% 0
Orange County	0.00% 0
Inland Empire (Riverside, San Bernardino)	0.00% 0
San Diego County	0.00% 0
Shasta Cascade (Siskiyou, Modoc, Shasta, Lassen, Tehama, Plumas, Butte, Glenn, Trinity)	100.00% 31
Gold Country (Sierra Nevada, Placer, Yuba, El Dorado, Fresno, Mariposa, Tuolumne, Calaveras, Amador, Sacramento, Sutter)	0.00% 0
Central Valley (Glenn, Colusa, Yolo, Solano, San Joaquin, Sacramento, Stanislaus, Merced, Madera)	0.00% 0
High Sierra (Inyo, Kern, Tulare, Fresno, Madera, Mariposa, Mono, Yuba, Alpine, Tuolumne, Calaveras)	0.00% 0
Deserts (Imperial, Riverside, San Bernardino)	0.00% 0
Total Respondents: 31	

Q45 With which population of clients do you typically work? (Check all that apply)

Answered: 31 Skipped: 0

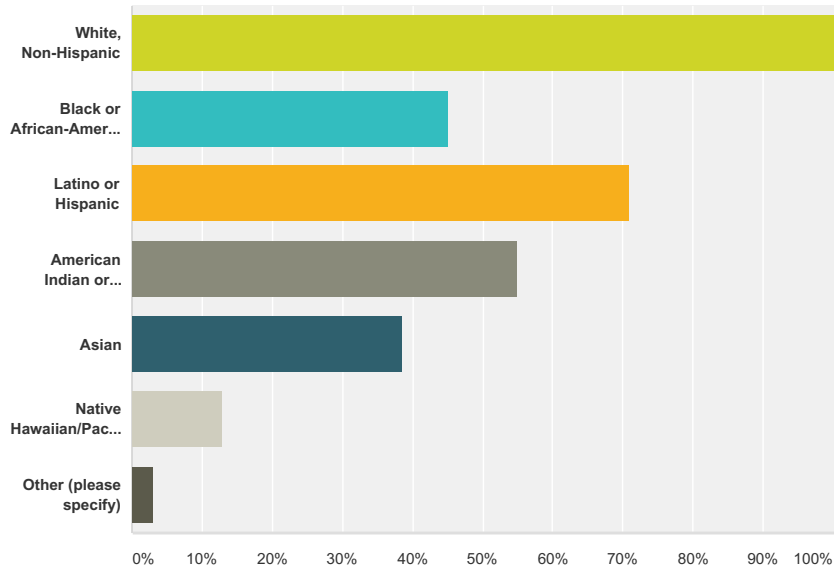


Answer Choices	Responses	
Adolescents	54.84%	17
Adults	83.87%	26
Couples	54.84%	17
Elders (65+)	35.48%	11
Families	48.39%	15
Females	58.06%	18
Groups	29.03%	9
Individuals	74.19%	23
Males	54.84%	17
Young children	45.16%	14
Not applicable	0.00%	0
Total Respondents: 31		

Demographic Survey - Clinical

Q46 Which cultures are represented by the patients you treat? (Check all that apply)

Answered: 31 Skipped: 0

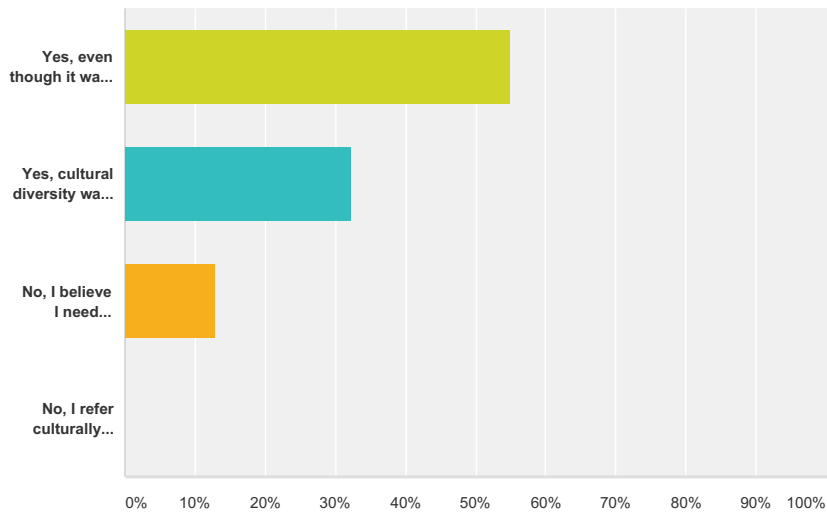


Answer Choices	Responses
White, Non-Hispanic	100.00% 31
Black or African-American	45.16% 14
Latino or Hispanic	70.97% 22
American Indian or Alaskan Native	54.84% 17
Asian	38.71% 12
Native Hawaiian/Pacific Islander	12.90% 4
Other (please specify)	3.23% 1
Total Respondents: 31	

#	Other (please specify)	Date
1	Mid East, Southeast Asian	1/15/2015 8:39 PM

Q47 Do you believe you have sufficient educational training to treat culturally diverse patients?

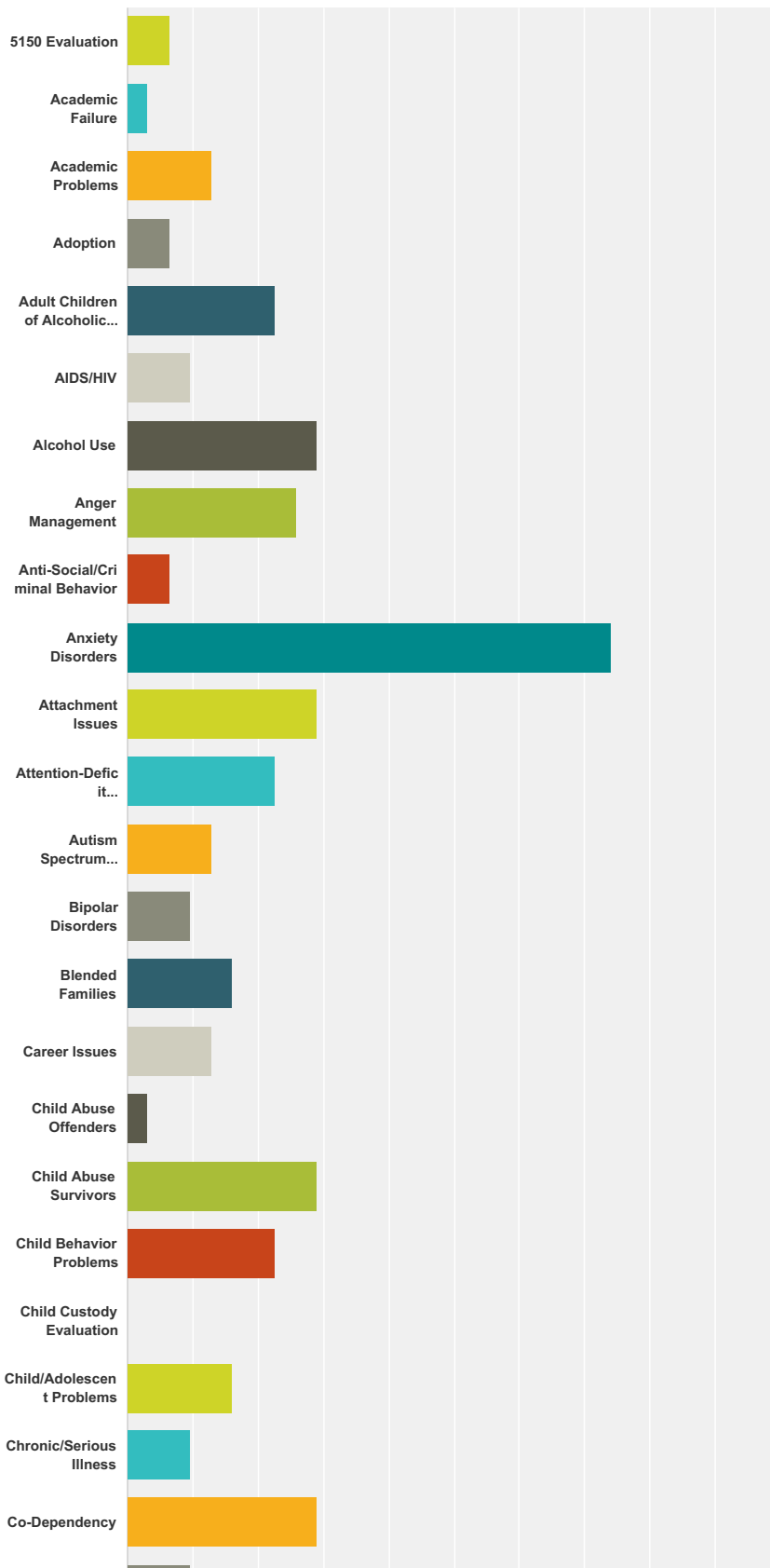
Answered: 31 Skipped: 0



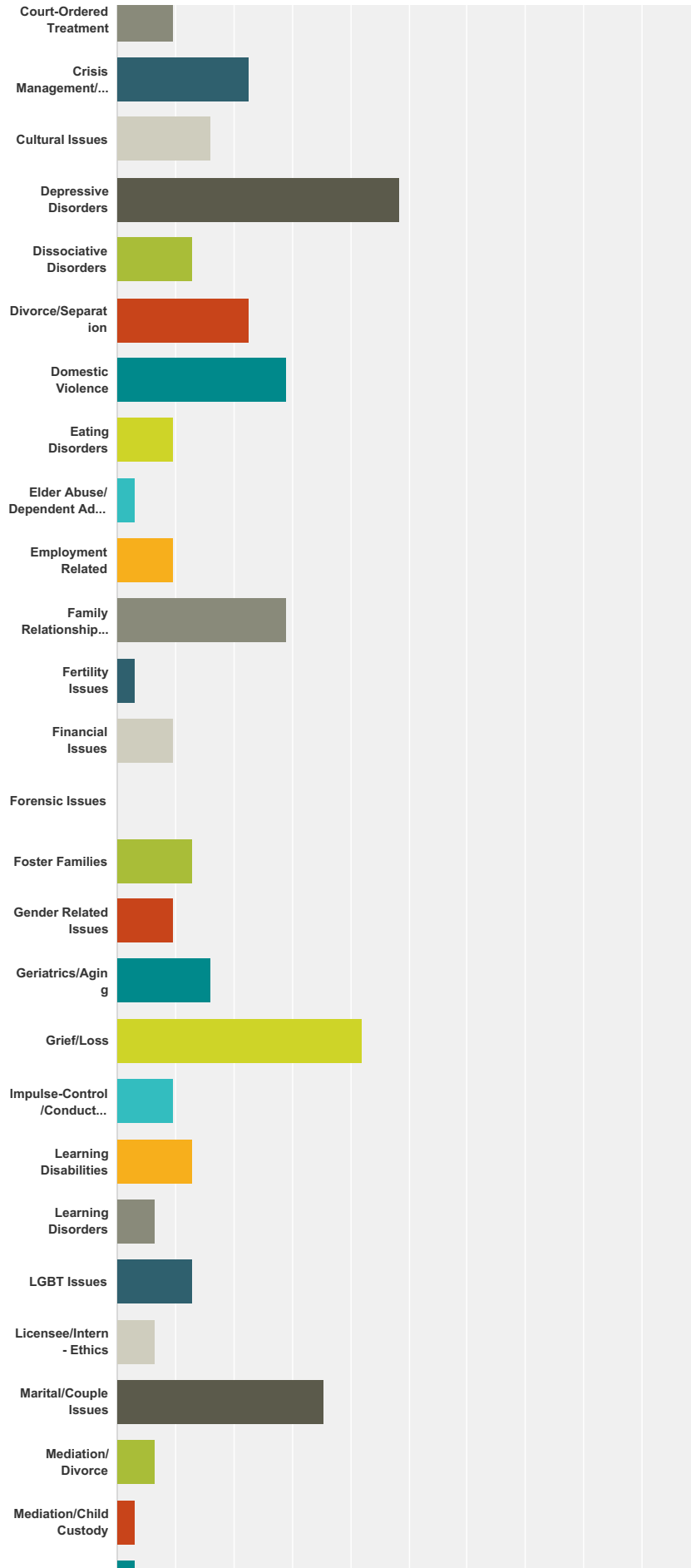
Answer Choices	Responses
Yes, even though it was not sufficiently addressed as a part of my education	54.84% 17
Yes, cultural diversity was adequately covered by my education	32.26% 10
No, I believe I need additional training to treat culturally diverse populations	12.90% 4
No, I refer culturally diverse patients to qualified therapists	0.00% 0
Total	31

**Q48 Which client issues do you work with?
(Please select up to 5 that you consider
yourself to specialize in, if applicable)**

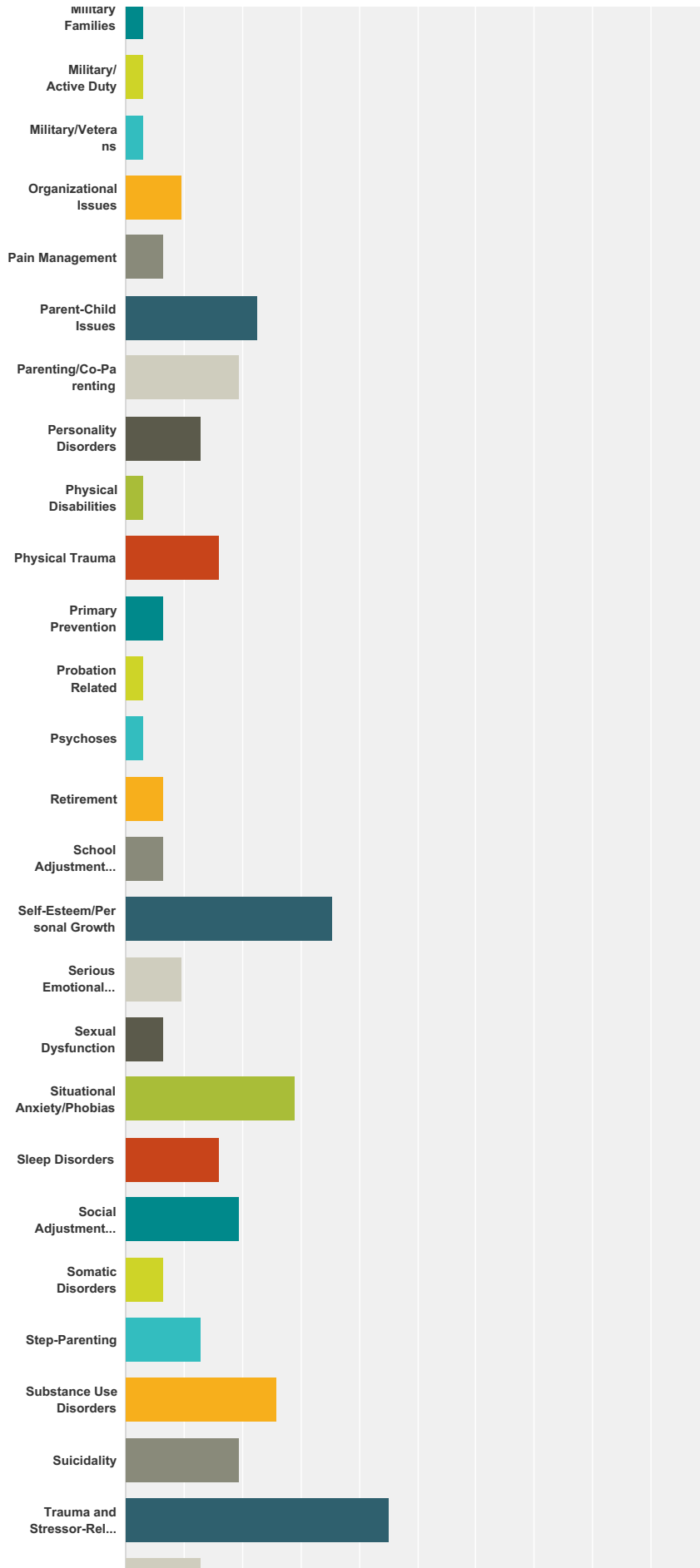
Answered: 31 Skipped: 0



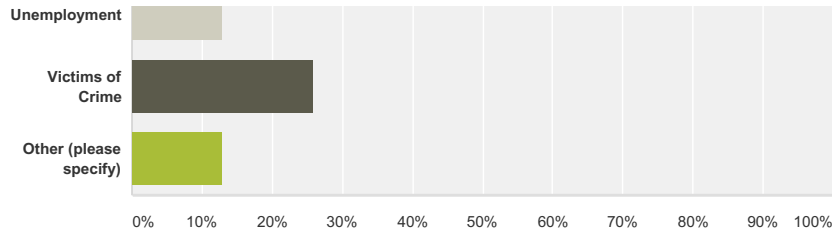
Demographic Survey - Clinical



Demographic Survey - Clinical



Demographic Survey - Clinical



Answer Choices	Responses
5150 Evaluation	6.45% 2
Academic Failure	3.23% 1
Academic Problems	12.90% 4
Adoption	6.45% 2
Adult Children of Alcoholics (ACA)	22.58% 7
AIDS/HIV	9.68% 3
Alcohol Use	29.03% 9
Anger Management	25.81% 8
Anti-Social/Criminal Behavior	6.45% 2
Anxiety Disorders	74.19% 23
Attachment Issues	29.03% 9
Attention-Deficit Hyperactivity Disorder	22.58% 7
Autism Spectrum Disorders	12.90% 4
Bipolar Disorders	9.68% 3
Blended Families	16.13% 5
Career Issues	12.90% 4
Child Abuse Offenders	3.23% 1
Child Abuse Survivors	29.03% 9
Child Behavior Problems	22.58% 7
Child Custody Evaluation	0.00% 0
Child/Adolescent Problems	16.13% 5
Chronic/Serious Illness	9.68% 3
Co-Dependency	29.03% 9
Court-Ordered Treatment	9.68% 3
Crisis Management/ Intervention	22.58% 7
Cultural Issues	16.13% 5
Depressive Disorders	48.39% 15
Dissociative Disorders	12.90% 4
Divorce/Separation	22.58% 7
Domestic Violence	29.03% 9
Eating Disorders	9.68% 3
Elder Abuse/ Dependent Adult Abuse	3.23% 1
Employment Related	9.68% 3
Family Relationship Issues	29.03% 9
Fertility Issues	3.23% 1

Demographic Survey - Clinical

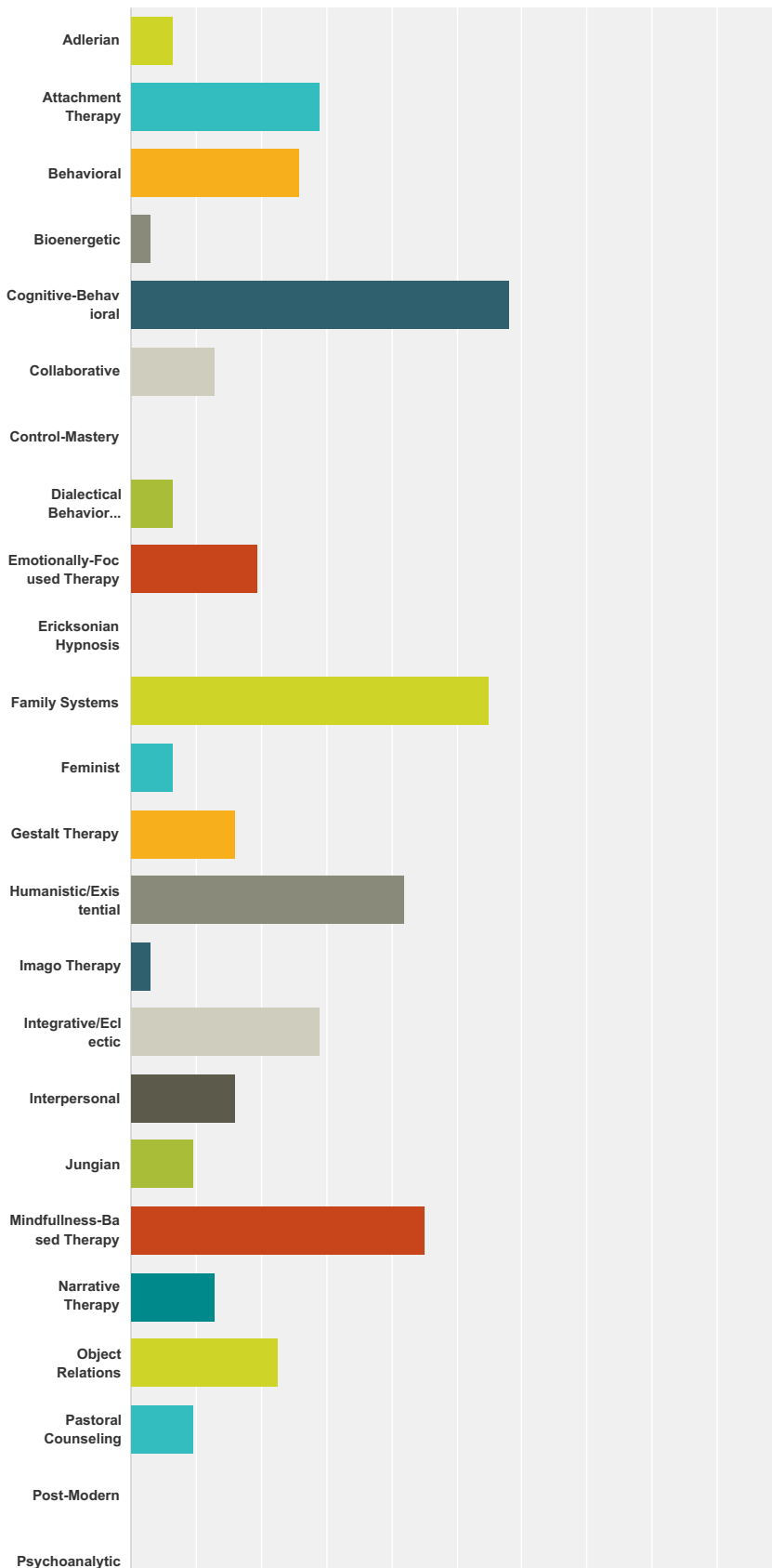
Financial Issues	9.68%	3
Forensic Issues	0.00%	0
Foster Families	12.90%	4
Gender Related Issues	9.68%	3
Geriatrics/Aging	16.13%	5
Grief/Loss	41.94%	13
Impulse-Control/Conduct Disorders	9.68%	3
Learning Disabilities	12.90%	4
Learning Disorders	6.45%	2
LGBT Issues	12.90%	4
Licensee/Intern- Ethics	6.45%	2
Marital/Couple Issues	35.48%	11
Mediation/ Divorce	6.45%	2
Mediation/Child Custody	3.23%	1
Military Families	3.23%	1
Military/ Active Duty	3.23%	1
Military/Veterans	3.23%	1
Organizational Issues	9.68%	3
Pain Management	6.45%	2
Parent-Child Issues	22.58%	7
Parenting/Co-Parenting	19.35%	6
Personality Disorders	12.90%	4
Physical Disabilities	3.23%	1
Physical Trauma	16.13%	5
Primary Prevention	6.45%	2
Probation Related	3.23%	1
Psychoses	3.23%	1
Retirement	6.45%	2
School Adjustment Problems	6.45%	2
Self-Esteem/Personal Growth	35.48%	11
Serious Emotional Disturbances (SED) Of Children	9.68%	3
Sexual Dysfunction	6.45%	2
Situational Anxiety/Phobias	29.03%	9
Sleep Disorders	16.13%	5
Social Adjustment Problems	19.35%	6
Somatic Disorders	6.45%	2
Step-Parenting	12.90%	4
Substance Use Disorders	25.81%	8
Suicidality	19.35%	6
Trauma and Stressor-Related Disorders	45.16%	14
Unemployment	12.90%	4
Victims of Crime	25.81%	8
Other (please specify)	12.90%	4

Demographic Survey - Clinical

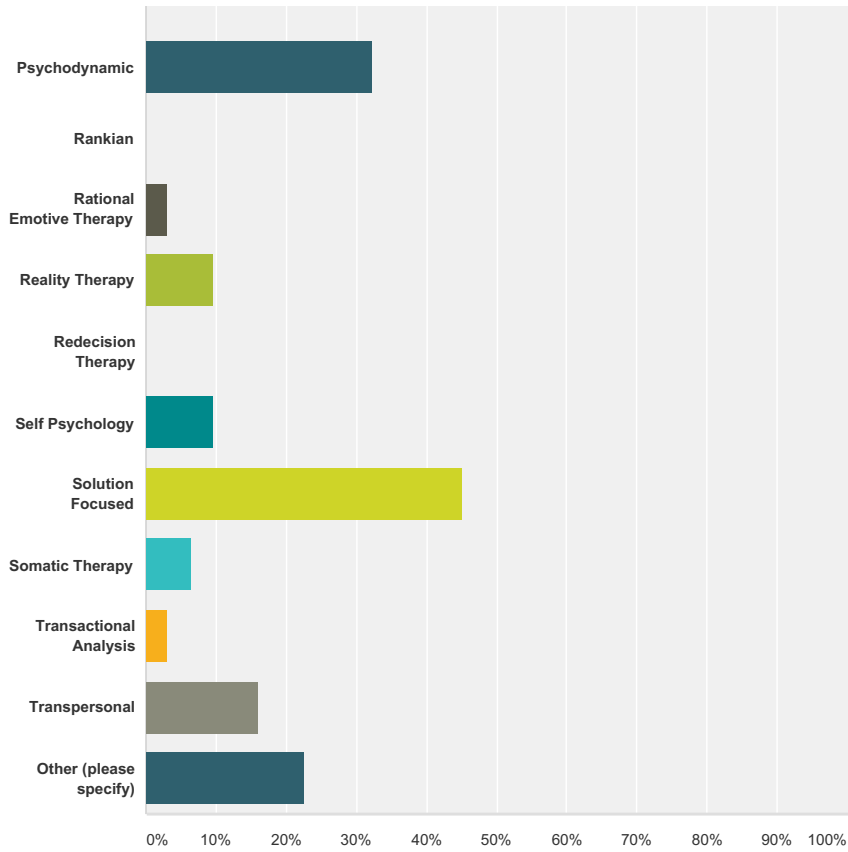
Total Respondents: 31		
#	Other (please specify)	Date
1	Relationships	1/18/2015 8:11 AM
2	Trauma by EMDR & Neurofeedback	1/15/2015 8:42 PM
3	Interest in working with geriatric and related issues	1/15/2015 6:51 PM
4	spiritual issues	1/15/2015 3:29 PM

Q49 Which of the following best describe your theoretical orientation? (Check all that apply)

Answered: 31 Skipped: 0



Demographic Survey - Clinical



Answer Choices	Responses
Adlerian	6.45% 2
Attachment Therapy	29.03% 9
Behavioral	25.81% 8
Bioenergetic	3.23% 1
Cognitive-Behavioral	58.06% 18
Collaborative	12.90% 4
Control-Mastery	0.00% 0
Dialectical Behavior Therapy (DBT)	6.45% 2
Emotionally-Focused Therapy	19.35% 6
Ericksonian Hypnosis	0.00% 0
Family Systems	54.84% 17
Feminist	6.45% 2
Gestalt Therapy	16.13% 5
Humanistic/Existential	41.94% 13
Imago Therapy	3.23% 1
Integrative/Eclectic	29.03% 9
Interpersonal	16.13% 5
Jungian	9.68% 3
Mindfulness-Based Therapy	45.16% 14
Narrative Therapy	12.90% 4
Object Relations	22.58% 7

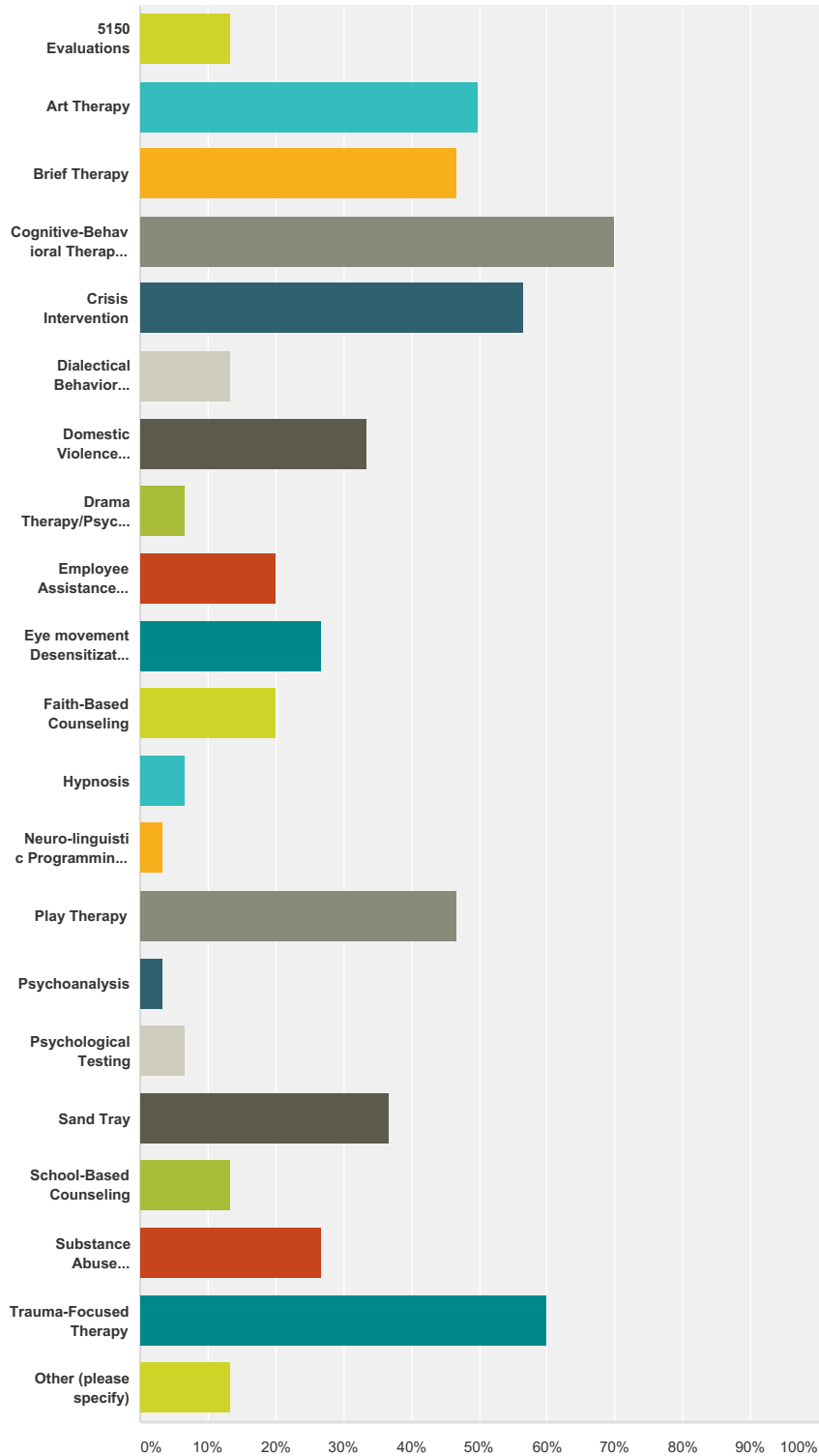
Demographic Survey - Clinical

Pastoral Counseling	9.68%	3
Post-Modern	0.00%	0
Psychoanalytic	0.00%	0
Psychodynamic	32.26%	10
Rankian	0.00%	0
Rational Emotive Therapy	3.23%	1
Reality Therapy	9.68%	3
Redecision Therapy	0.00%	0
Self Psychology	9.68%	3
Solution Focused	45.16%	14
Somatic Therapy	6.45%	2
Transactional Analysis	3.23%	1
Transpersonal	16.13%	5
Other (please specify)	22.58%	7
Total Respondents: 31		

#	Other (please specify)	Date
1	Self In Relation	2/8/2015 4:28 PM
2	Bowenian	2/4/2015 11:37 AM
3	EMDR Therapist	2/4/2015 10:11 AM
4	EMDR	1/15/2015 8:44 PM
5	Bowen Family System Theory	1/15/2015 8:03 PM
6	Animal facilitated psychotherapy	1/15/2015 6:53 PM
7	Buddhist psychology and Energy Psychology	1/15/2015 3:39 PM

Q50 Which of the following therapeutic modalities, approaches or procedures do you utilize in clinical practice? (Check all that apply)

Answered: 30 Skipped: 1



Answer Choices	Responses
----------------	-----------

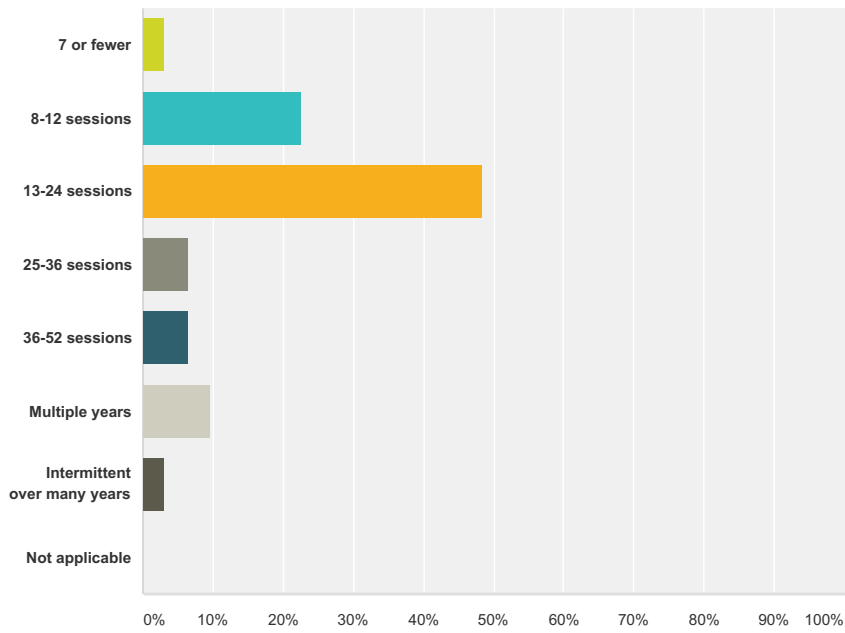
Demographic Survey - Clinical

5150 Evaluations	13.33%	4
Art Therapy	50.00%	15
Brief Therapy	46.67%	14
Cognitive-Behavioral Therapy (CBT)	70.00%	21
Crisis Intervention	56.67%	17
Dialectical Behavior Therapy (DBT)	13.33%	4
Domestic Violence Counseling	33.33%	10
Drama Therapy/Psychodrama	6.67%	2
Employee Assistance Counseling (EAP)	20.00%	6
Eye movement Desensitization and Reprocessing (EMDR)	26.67%	8
Faith-Based Counseling	20.00%	6
Hypnosis	6.67%	2
Neuro-linguistic Programming (NLP)	3.33%	1
Play Therapy	46.67%	14
Psychoanalysis	3.33%	1
Psychological Testing	6.67%	2
Sand Tray	36.67%	11
School-Based Counseling	13.33%	4
Substance Abuse Counseling	26.67%	8
Trauma-Focused Therapy	60.00%	18
Other (please specify)	13.33%	4
Total Respondents: 30		

#	Other (please specify)	Date
1	Equine Assisted/Facilitated Psychotherapy	1/16/2015 12:38 PM
2	Neurofeedback; spirituality; cultural diversity	1/15/2015 8:44 PM
3	Emotional Recovery work from AOD issues	1/15/2015 8:05 PM
4	meditation; "tapping EFT"; exercise anent; voice dialogue; psychoeducation in neuropsychology;	1/15/2015 3:39 PM

Q51 On average, what is the number of times you see a client before concluding treatment?

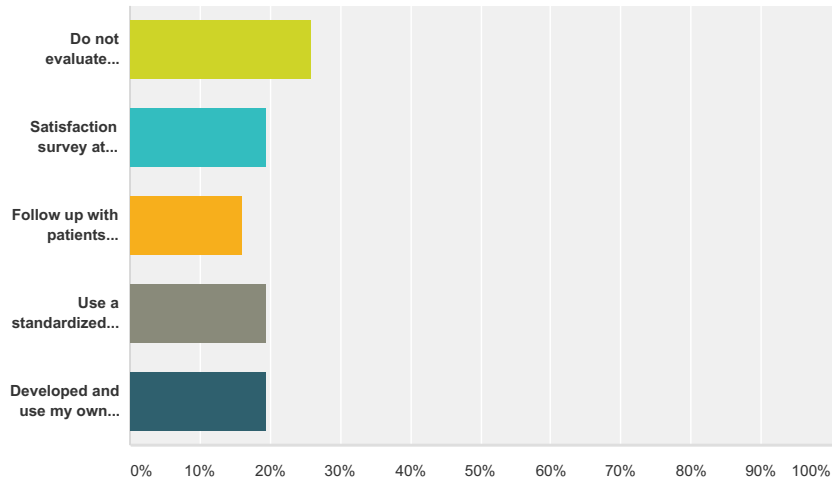
Answered: 31 Skipped: 0



Answer Choices	Responses
7 or fewer	3.23% 1
8-12 sessions	22.58% 7
13-24 sessions	48.39% 15
25-36 sessions	6.45% 2
36-52 sessions	6.45% 2
Multiple years	9.68% 3
Intermittent over many years	3.23% 1
Not applicable	0.00% 0
Total	31

Q52 What means do you use to determine whether treatment is successful?

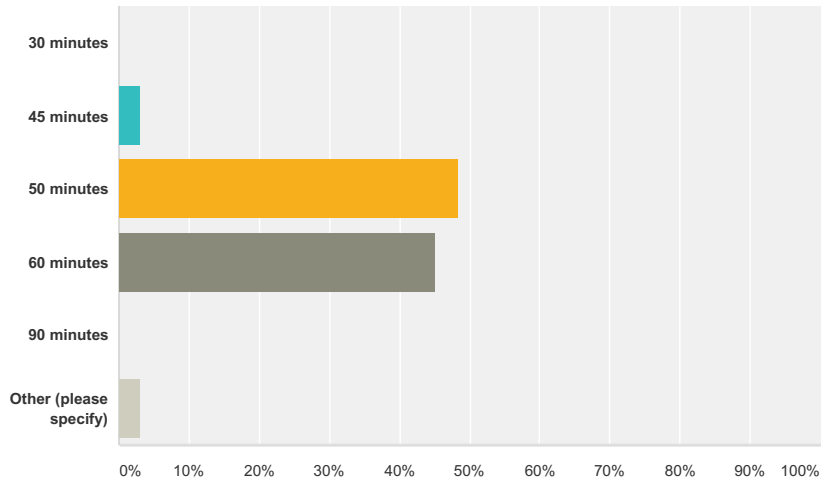
Answered: 31 Skipped: 0



Answer Choices	Responses
Do not evaluate outcomes	25.81% 8
Satisfaction survey at conclusion of treatment/Termination interview	19.35% 6
Follow up with patients following treatment	16.13% 5
Use a standardized outcomes instrument	19.35% 6
Developed and use my own outcomes instrument	19.35% 6
Total	31

Q53 What is the average length of a session with a client?

Answered: 31 Skipped: 0

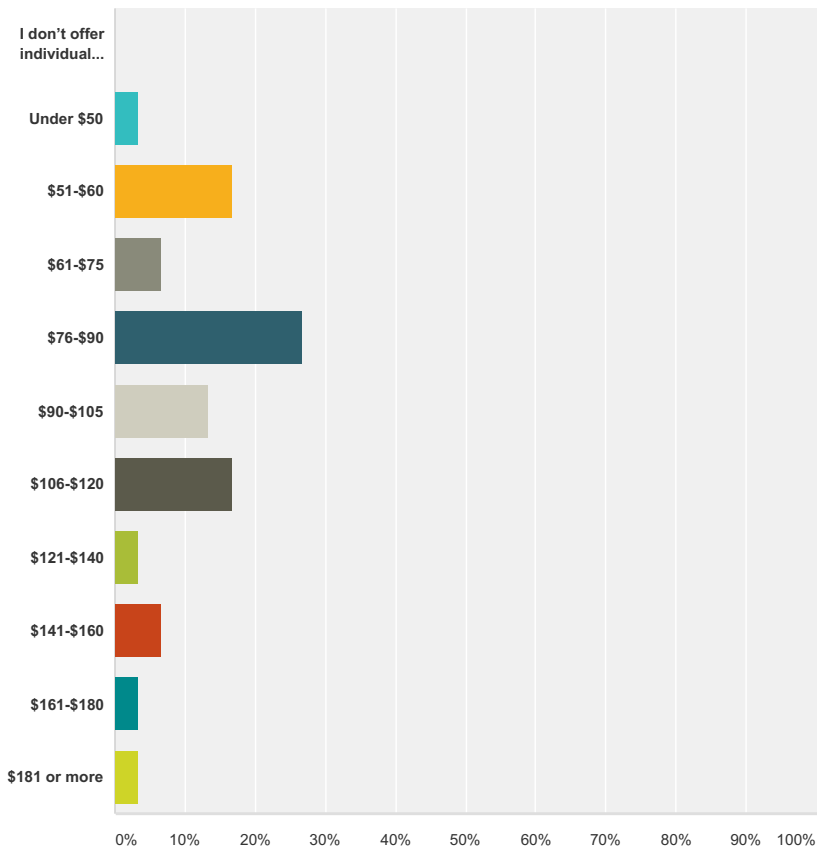


Answer Choices	Responses
30 minutes	0.00% 0
45 minutes	3.23% 1
50 minutes	48.39% 15
60 minutes	45.16% 14
90 minutes	0.00% 0
Other (please specify)	3.23% 1
Total	31

#	Other (please specify)	Date
1	75	1/15/2015 3:41 PM

Q54 What is the usual and customary fee CHARGED by you or your employer for an hour of individual psychotherapy?

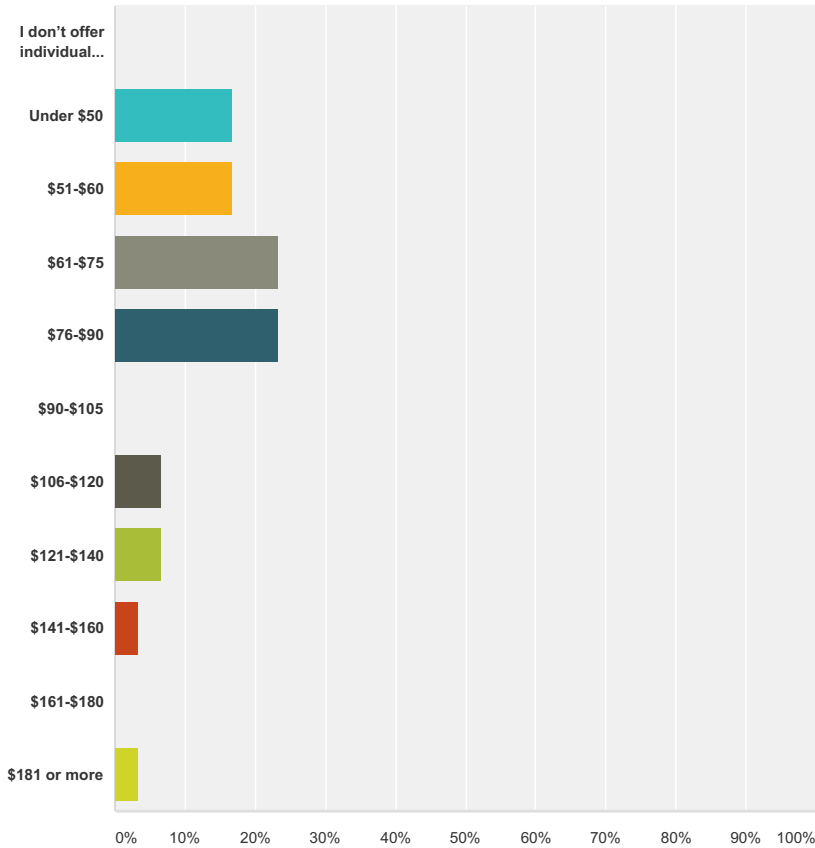
Answered: 30 Skipped: 1



Answer Choices	Responses
I don't offer individual psychotherapy	0.00% 0
Under \$50	3.33% 1
\$51-\$60	16.67% 5
\$61-\$75	6.67% 2
\$76-\$90	26.67% 8
\$90-\$105	13.33% 4
\$106-\$120	16.67% 5
\$121-\$140	3.33% 1
\$141-\$160	6.67% 2
\$161-\$180	3.33% 1
\$181 or more	3.33% 1
Total	30

Q55 What is the actual average fee PAID for an hour of individual psychotherapy (Taking into account discounted fees or sliding fee scales.)

Answered: 30 Skipped: 1

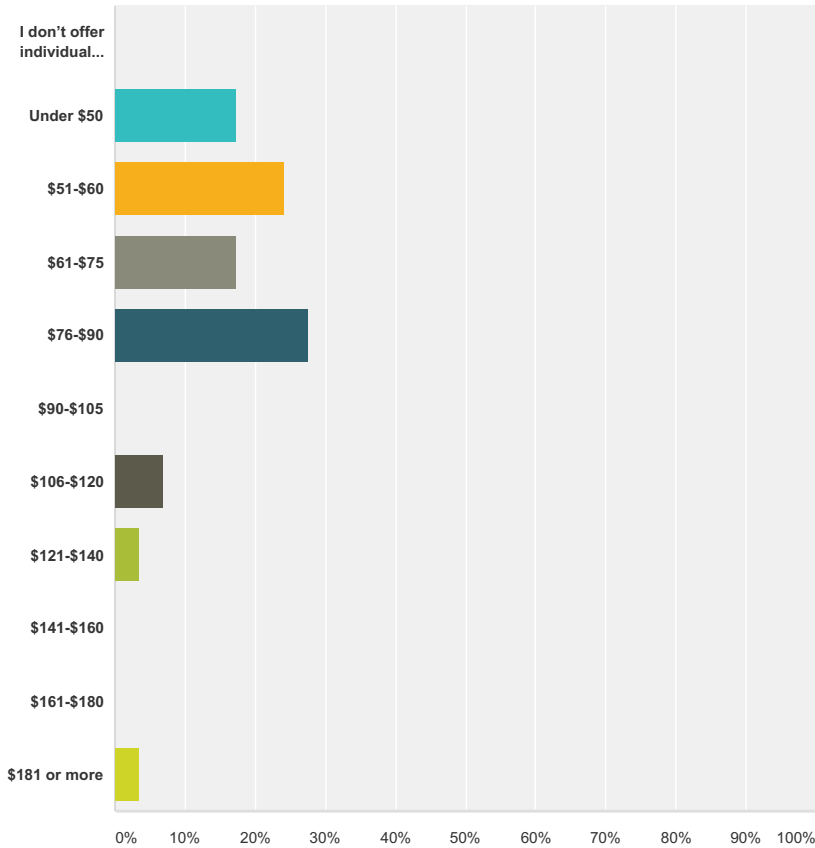


Answer Choices	Responses	
I don't offer individual psychotherapy	0.00%	0
Under \$50	16.67%	5
\$51-\$60	16.67%	5
\$61-\$75	23.33%	7
\$76-\$90	23.33%	7
\$90-\$105	0.00%	0
\$106-\$120	6.67%	2
\$121-\$140	6.67%	2
\$141-\$160	3.33%	1
\$161-\$180	0.00%	0
\$181 or more	3.33%	1
Total		30

Demographic Survey - Clinical

Q56 What is the actual average fee PAID for an hour of individual psychotherapy (Taking into account managed care reimbursement rates.)

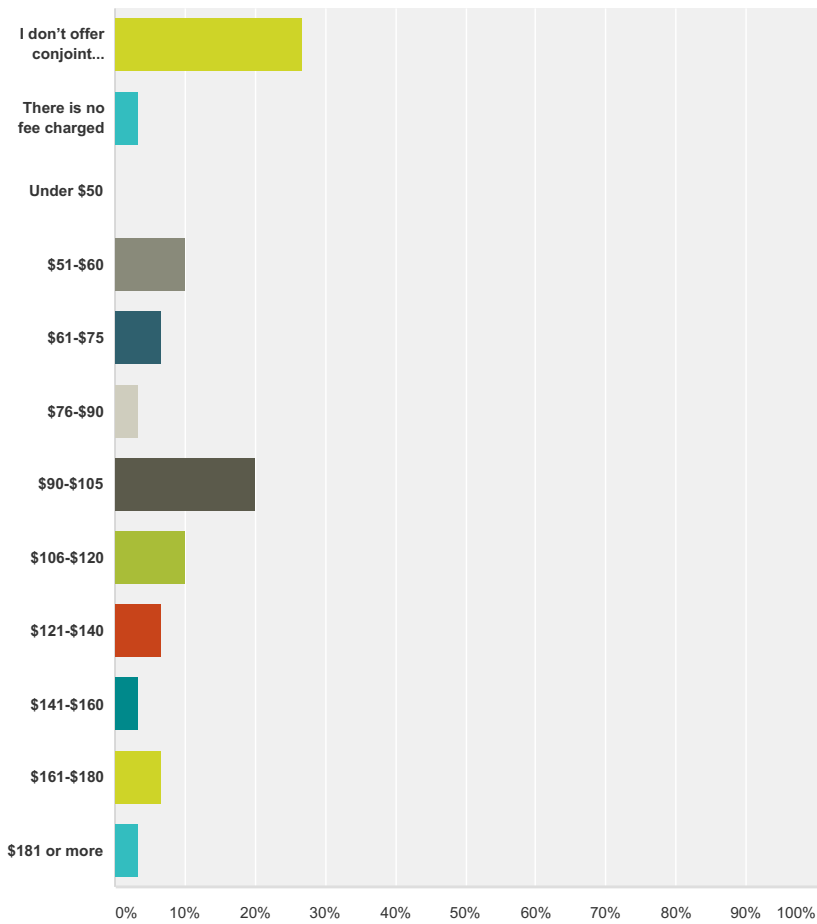
Answered: 29 Skipped: 2



Answer Choices	Responses	Count
I don't offer individual psychotherapy	0.00%	0
Under \$50	17.24%	5
\$51-\$60	24.14%	7
\$61-\$75	17.24%	5
\$76-\$90	27.59%	8
\$90-\$105	0.00%	0
\$106-\$120	6.90%	2
\$121-\$140	3.45%	1
\$141-\$160	0.00%	0
\$161-\$180	0.00%	0
\$181 or more	3.45%	1
Total		29

Q57 What is the usual and customary fee charged by you or your employer for an hour of conjoint therapy?

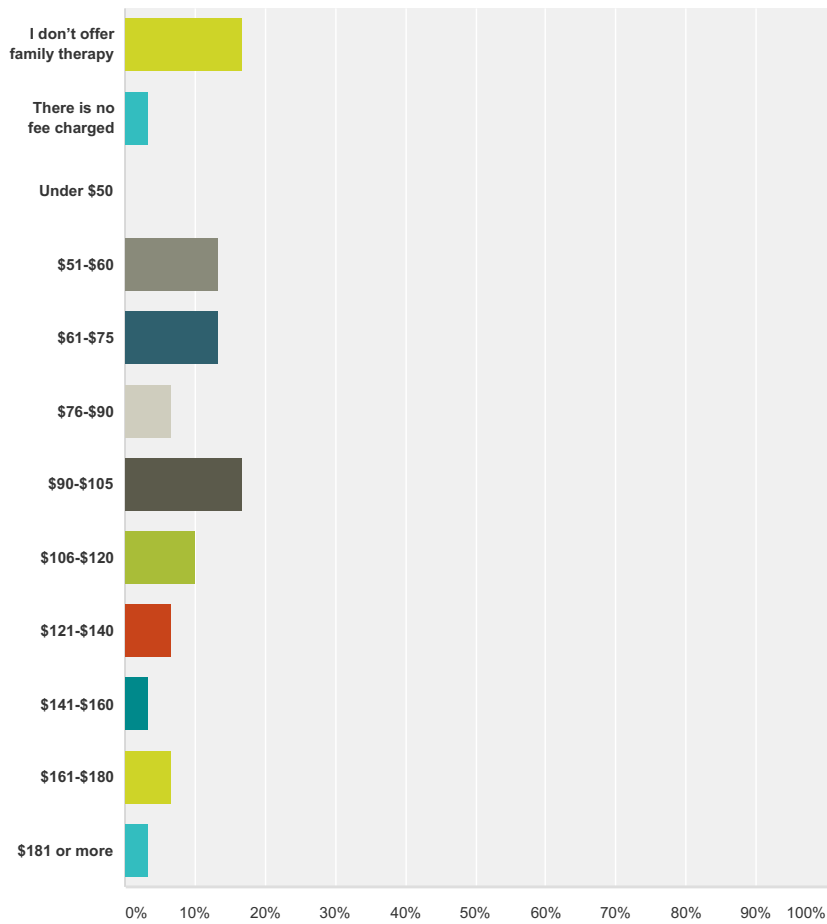
Answered: 30 Skipped: 1



Answer Choices	Responses	
I don't offer conjoint therapy	26.67%	8
There is no fee charged	3.33%	1
Under \$50	0.00%	0
\$51-\$60	10.00%	3
\$61-\$75	6.67%	2
\$76-\$90	3.33%	1
\$90-\$105	20.00%	6
\$106-\$120	10.00%	3
\$121-\$140	6.67%	2
\$141-\$160	3.33%	1
\$161-\$180	6.67%	2
\$181 or more	3.33%	1
Total		30

Q58 What is the usual and customary fee charged by you or your employer for an hour of family therapy?

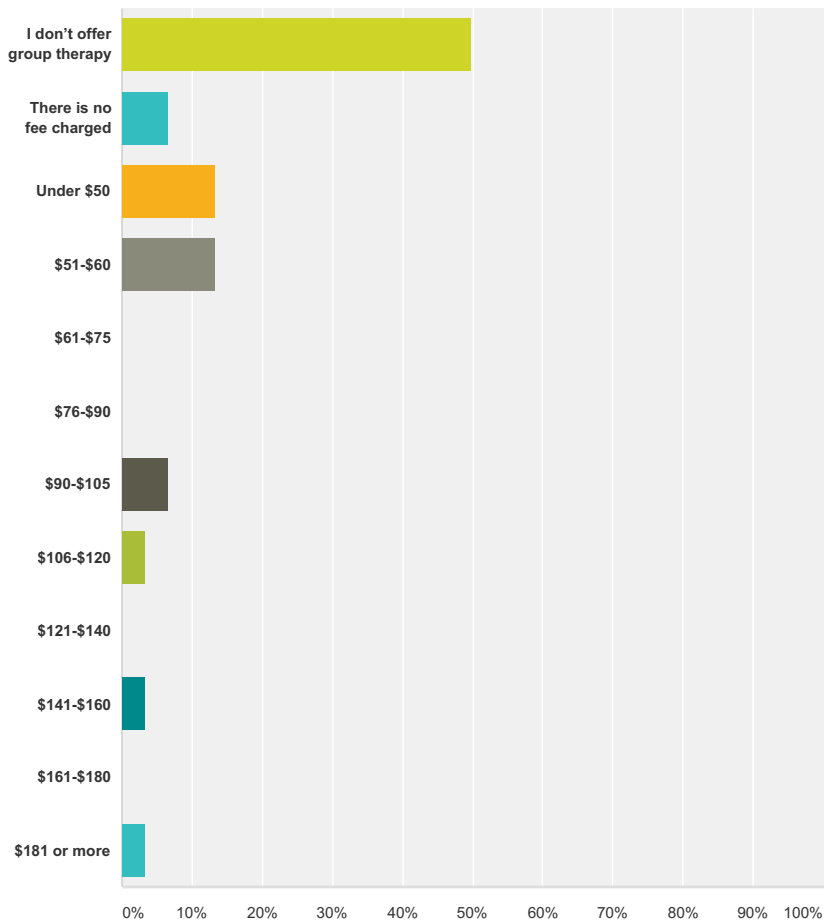
Answered: 30 Skipped: 1



Answer Choices	Responses
I don't offer family therapy	16.67% 5
There is no fee charged	3.33% 1
Under \$50	0.00% 0
\$51-\$60	13.33% 4
\$61-\$75	13.33% 4
\$76-\$90	6.67% 2
\$90-\$105	16.67% 5
\$106-\$120	10.00% 3
\$121-\$140	6.67% 2
\$141-\$160	3.33% 1
\$161-\$180	6.67% 2
\$181 or more	3.33% 1
Total	30

Q59 What is the usual and customary fee charged by you or your employer for an hour of group therapy?

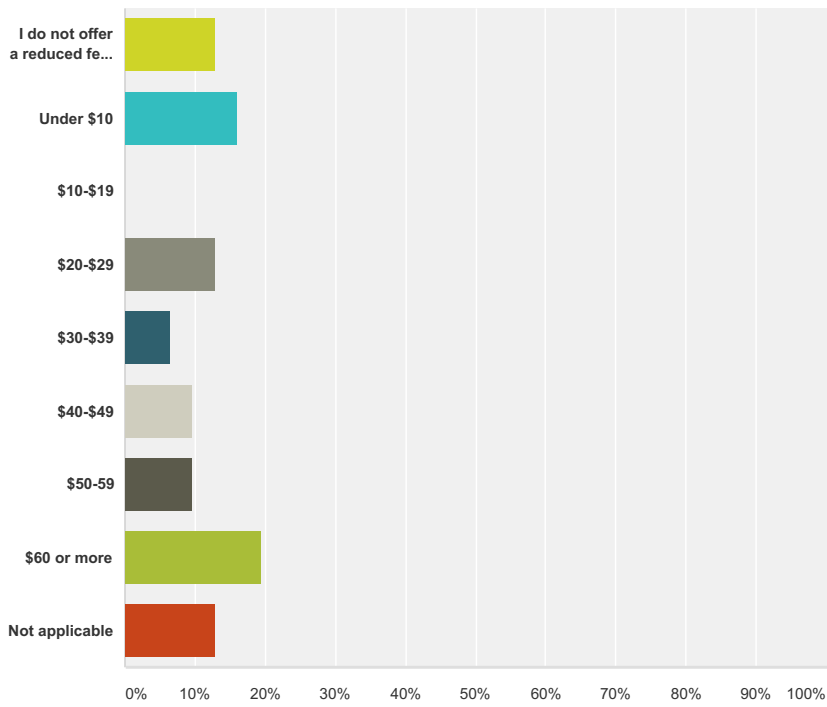
Answered: 30 Skipped: 1



Answer Choices	Responses
I don't offer group therapy	50.00% 15
There is no fee charged	6.67% 2
Under \$50	13.33% 4
\$51-\$60	13.33% 4
\$61-\$75	0.00% 0
\$76-\$90	0.00% 0
\$90-\$105	6.67% 2
\$106-\$120	3.33% 1
\$121-\$140	0.00% 0
\$141-\$160	3.33% 1
\$161-\$180	0.00% 0
\$181 or more	3.33% 1
Total	30

Q60 If you or your employer charge according to a sliding fee scale, what is the lowest fee charged?

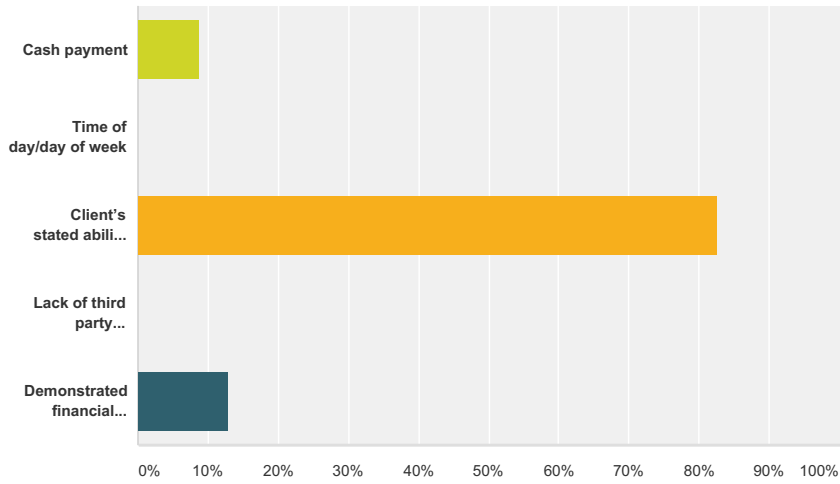
Answered: 31 Skipped: 0



Answer Choices	Responses
I do not offer a reduced fee or sliding scale	12.90% 4
Under \$10	16.13% 5
\$10-\$19	0.00% 0
\$20-\$29	12.90% 4
\$30-\$39	6.45% 2
\$40-\$49	9.68% 3
\$50-\$59	9.68% 3
\$60 or more	19.35% 6
Not applicable	12.90% 4
Total	31

Q61 How is your reduced fee or sliding scale determined?

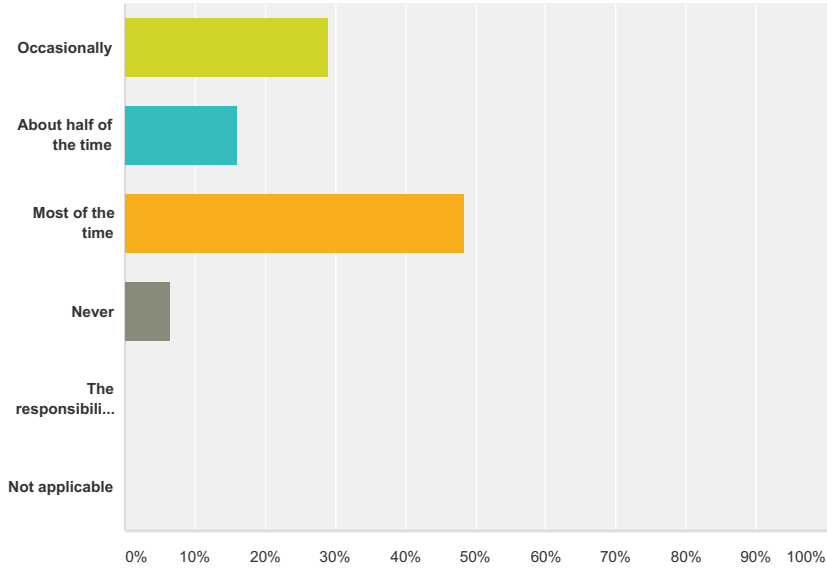
Answered: 23 Skipped: 8



Answer Choices	Responses
Cash payment	8.70% 2
Time of day/day of week	0.00% 0
Client's stated ability to pay with no verification	82.61% 19
Lack of third party reimbursement	0.00% 0
Demonstrated financial hardship, such as a tax return, etc.	13.04% 3
Total Respondents: 23	

Q62 How often are you or your employer partially or fully reimbursed by a third-party payer (e.g., an insurance plan, Medi-Cal, Victims of Crime, etc.)?

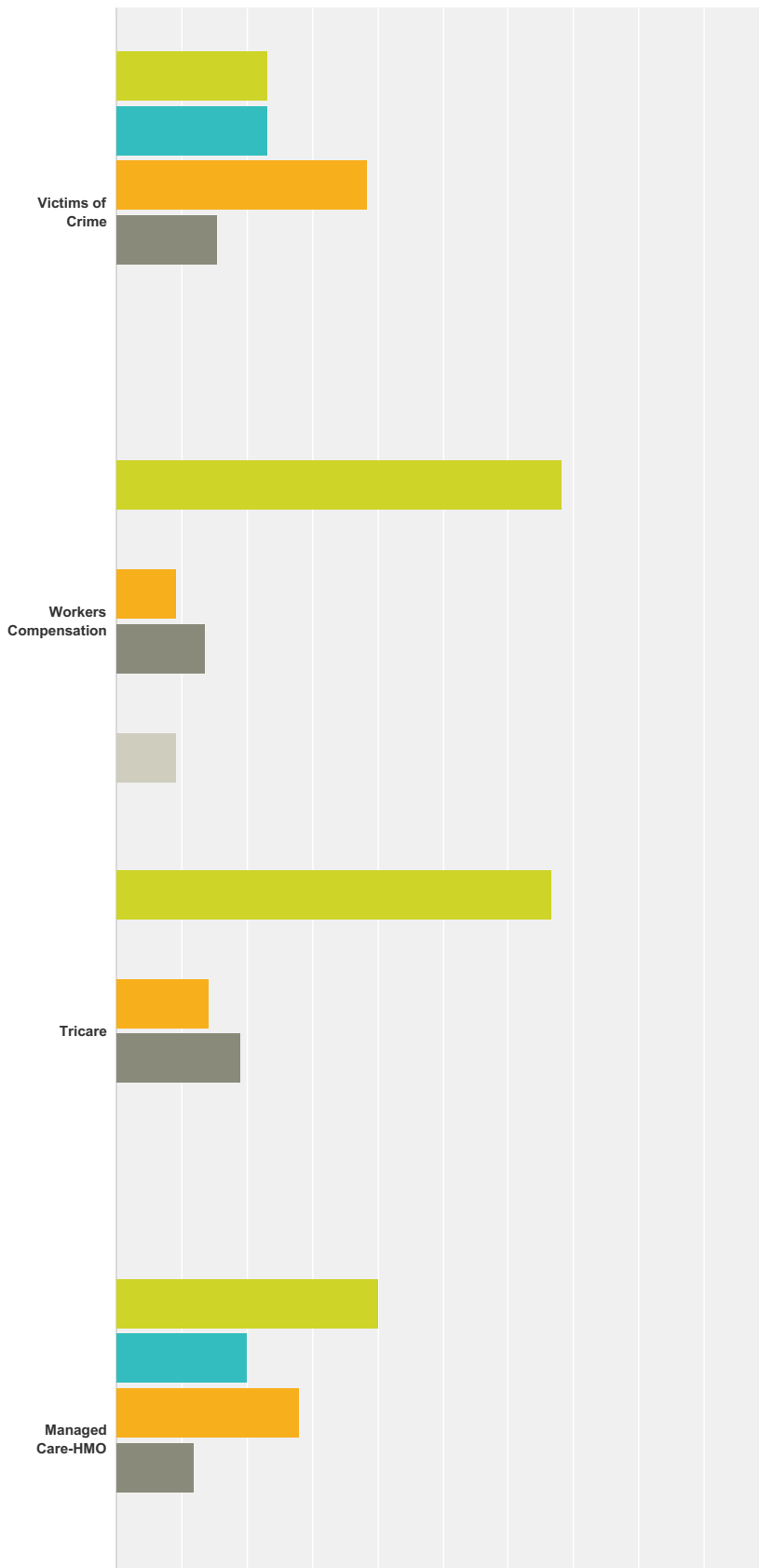
Answered: 31 Skipped: 0



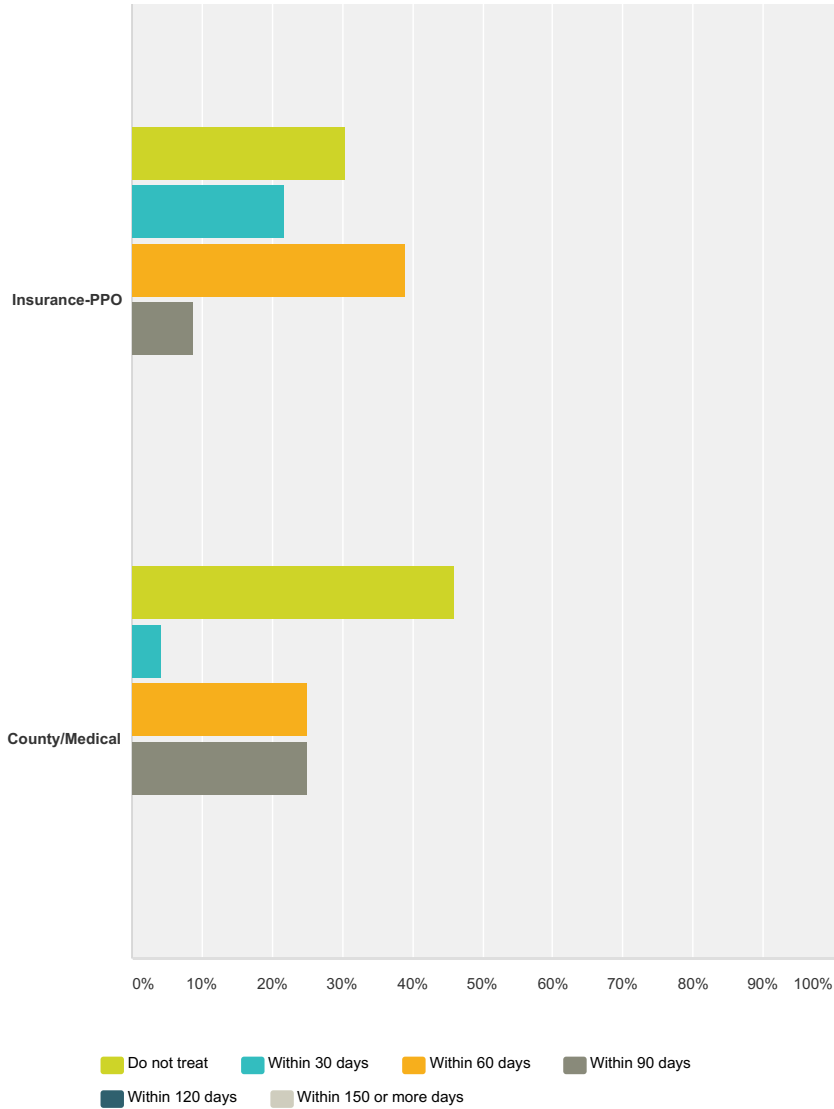
Answer Choices	Responses
Occasionally	29.03% 9
About half of the time	16.13% 5
Most of the time	48.39% 15
Never	6.45% 2
The responsibility of insurance claims is handled by the patient	0.00% 0
Not applicable	0.00% 0
Total	31

Q63 What is the average length of time you or your employer must wait following initial billing before you are reimbursed?

Answered: 30 Skipped: 1



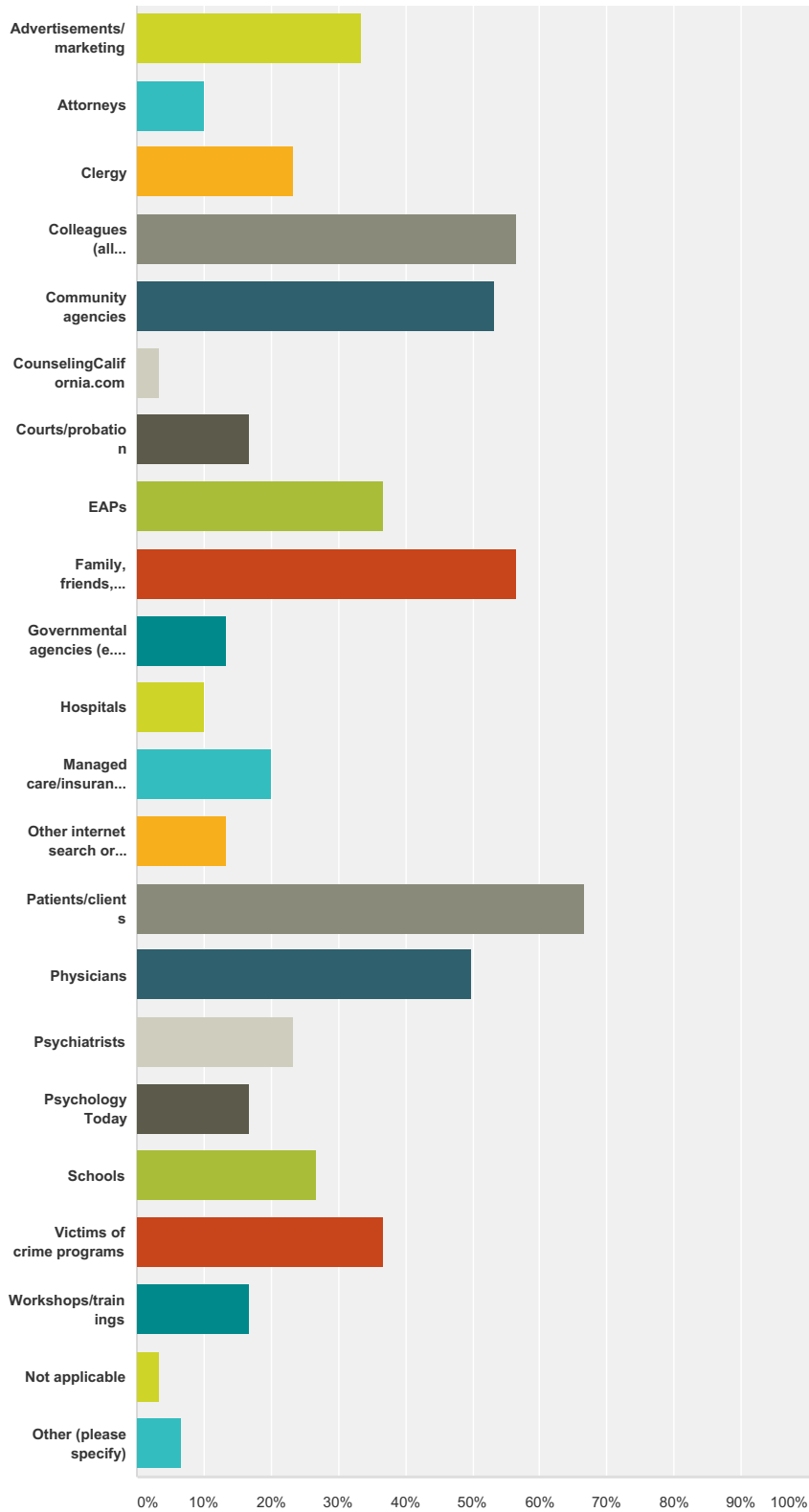
Demographic Survey - Clinical



	Do not treat	Within 30 days	Within 60 days	Within 90 days	Within 120 days	Within 150 or more days	Total
Victims of Crime	23.08% 6	23.08% 6	38.46% 10	15.38% 4	0.00% 0	0.00% 0	26
Workers Compensation	68.18% 15	0.00% 0	9.09% 2	13.64% 3	0.00% 0	9.09% 2	22
Tricare	66.67% 14	0.00% 0	14.29% 3	19.05% 4	0.00% 0	0.00% 0	21
Managed Care-HMO	40.00% 10	20.00% 5	28.00% 7	12.00% 3	0.00% 0	0.00% 0	25
Insurance-PPO	30.43% 7	21.74% 5	39.13% 9	8.70% 2	0.00% 0	0.00% 0	23
County/Medical	45.83% 11	4.17% 1	25.00% 6	25.00% 6	0.00% 0	0.00% 0	24

Q64 What is your source for patient referrals? (Check all that apply)

Answered: 30 Skipped: 1



Answer Choices	Responses
----------------	-----------

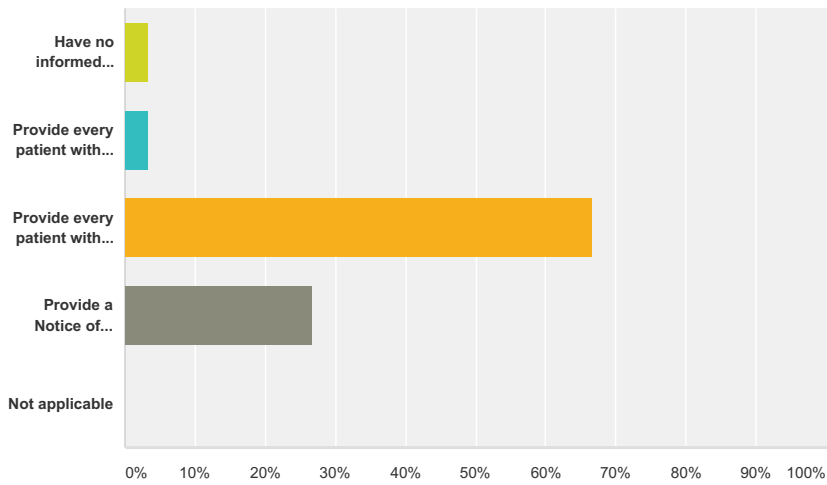
Demographic Survey - Clinical

Advertisements/marketing	33.33%	10
Attorneys	10.00%	3
Clergy	23.33%	7
Colleagues (all disciplines)	56.67%	17
Community agencies	53.33%	16
CounselingCalifornia.com	3.33%	1
Courts/probation	16.67%	5
EAPs	36.67%	11
Family, friends, neighbors	56.67%	17
Governmental agencies (e.g., CPS, DSS)	13.33%	4
Hospitals	10.00%	3
Managed care/insurance company	20.00%	6
Other internet search or therapist locator	13.33%	4
Patients/clients	66.67%	20
Physicians	50.00%	15
Psychiatrists	23.33%	7
Psychology Today	16.67%	5
Schools	26.67%	8
Victims of crime programs	36.67%	11
Workshops/trainings	16.67%	5
Not applicable	3.33%	1
Other (please specify)	6.67%	2
Total Respondents: 30		

#	Other (please specify)	Date
1	CISM debriefings for law enforcement and fire personnel	2/5/2015 6:12 AM
2	elementary and junior high schools	2/4/2015 12:12 PM

Q65 Do you and/or your employer provide patients with a written informed consent/disclosure statement?

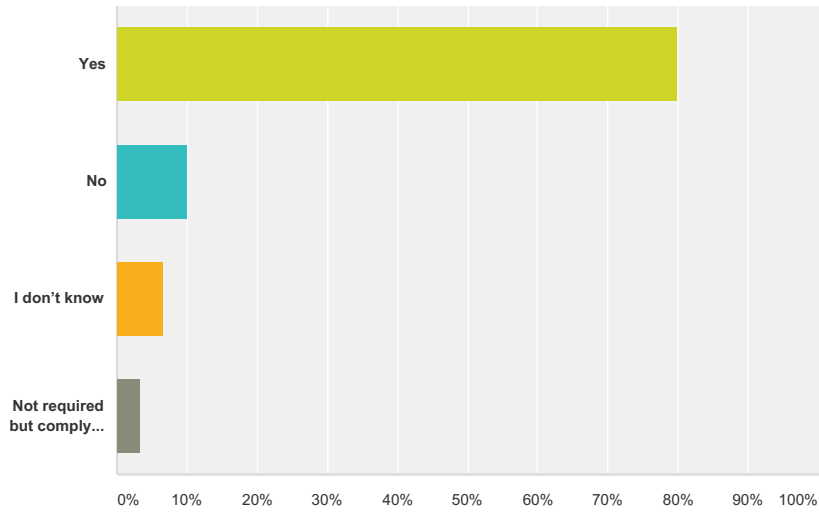
Answered: 30 Skipped: 1



Answer Choices	Responses	
Have no informed consent/disclosure statement	3.33%	1
Provide every patient with a statement, but require no signatures	3.33%	1
Provide every patient with a statement that each patient is required to sign	66.67%	20
Provide a Notice of Privacy Practices pursuant to HIPAA	26.67%	8
Not applicable	0.00%	0
Total		30

Q66 Are you required to be HIPAA compliant?

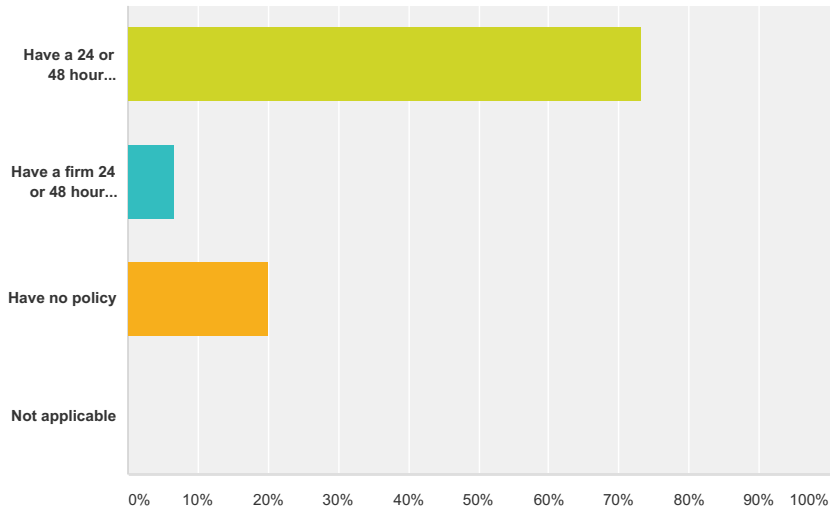
Answered: 30 Skipped: 1



Answer Choices	Responses
Yes	80.00% 24
No	10.00% 3
I don't know	6.67% 2
Not required but comply anyway	3.33% 1
Total	30

Q67 Do you and/or your employer have a written policy for no-show/cancellations?

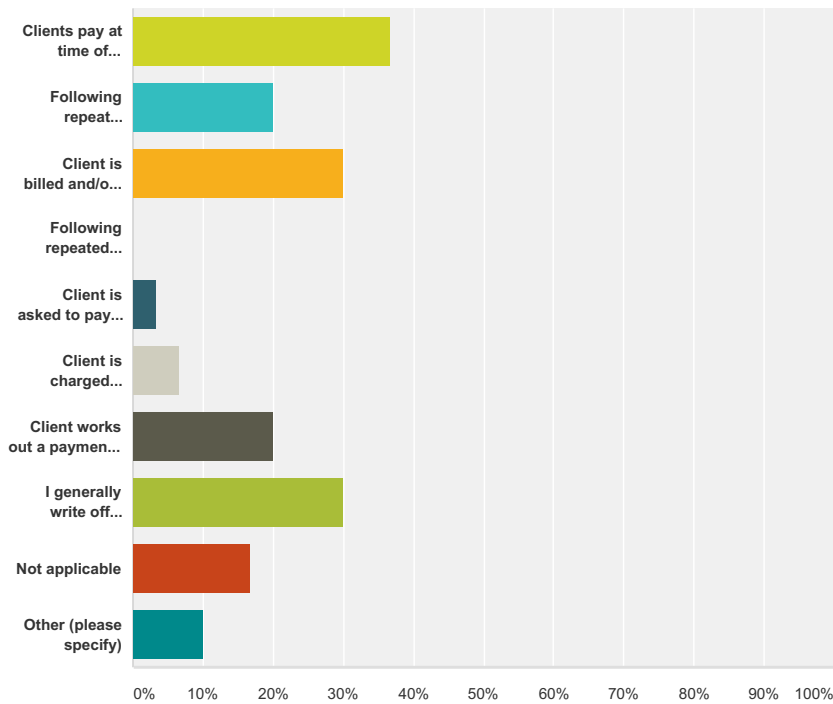
Answered: 30 Skipped: 1



Answer Choices	Responses	
Have a 24 or 48 hour cancellation policy, but exercise discretion in enforcement	73.33%	22
Have a firm 24 or 48 hour cancellation policy with no discretion	6.67%	2
Have no policy	20.00%	6
Not applicable	0.00%	0
Total		30

Q68 Which of the following is used by you and/or your employer for clients who do not pay bills timely: (Check all that apply)

Answered: 30 Skipped: 1

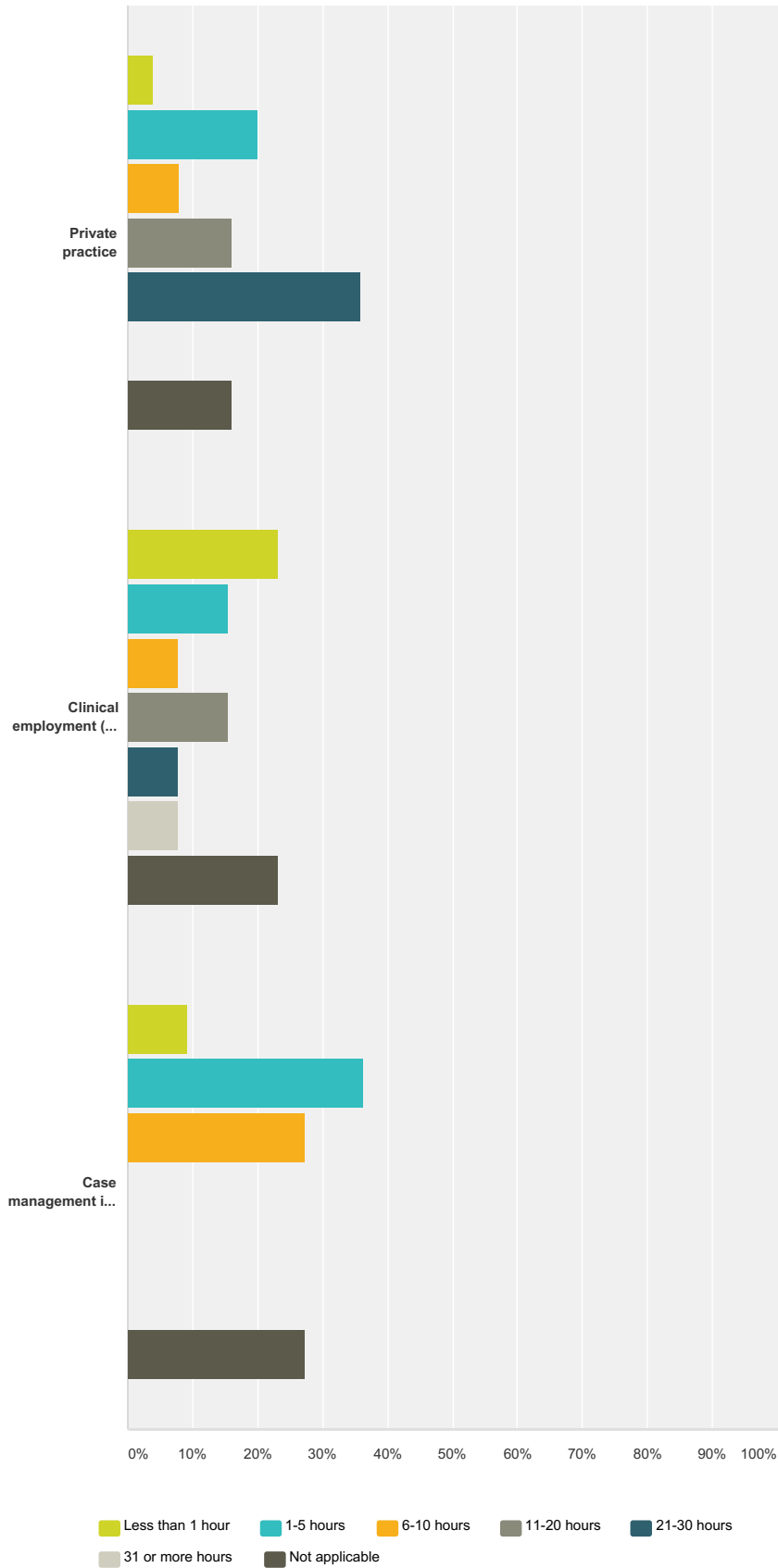


Answer Choices	Responses
Clients pay at time of treatment only	36.67% 11
Following repeat billings, balance is turned over to a collection agency	20.00% 6
Client is billed and/or receives letter(s) requesting payment	30.00% 9
Following repeated billings, small claims court action is pursued	0.00% 0
Client is asked to pay balance by charging to a credit card	3.33% 1
Client is charged interest on aging balance	6.67% 2
Client works out a payment plan to pay off balance	20.00% 6
I generally write off unpaid balance	30.00% 9
Not applicable	16.67% 5
Other (please specify)	10.00% 3
Total Respondents: 30	

#	Other (please specify)	Date
1	All services are billed to Medi-Cal. Clients pay nothing.	1/16/2015 12:44 PM
2	sometimes write off balance	1/15/2015 10:45 PM
3	Medi Cal only	1/15/2015 6:59 PM

Q69 What is the average number of hours of therapy you provide per week:

Answered: 29 Skipped: 2



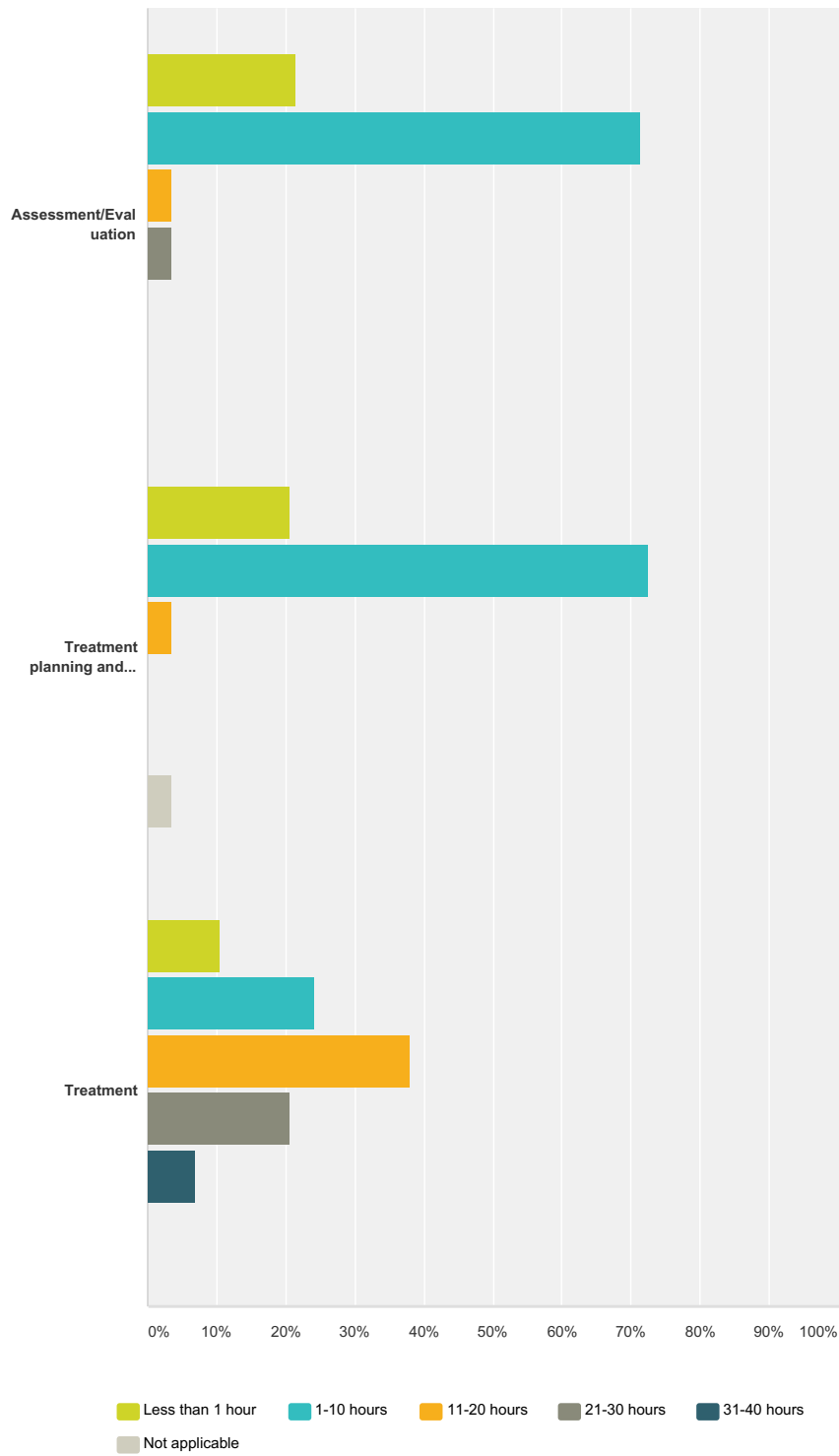
Demographic Survey - Clinical

	Less than 1 hour	1-5 hours	6-10 hours	11-20 hours	21-30 hours	31 or more hours	Not applicable	Total
Private practice	4.00% 1	20.00% 5	8.00% 2	16.00% 4	36.00% 9	0.00% 0	16.00% 4	25
Clinical employment (not private practice)	23.08% 3	15.38% 2	7.69% 1	15.38% 2	7.69% 1	7.69% 1	23.08% 3	13
Case management in both	9.09% 1	36.36% 4	27.27% 3	0.00% 0	0.00% 0	0.00% 0	27.27% 3	11

Demographic Survey - Clinical

Q70 For all direct patient care, indicate the average number of hours spent per week (excluding calls) on each major activity:

Answered: 29 Skipped: 2



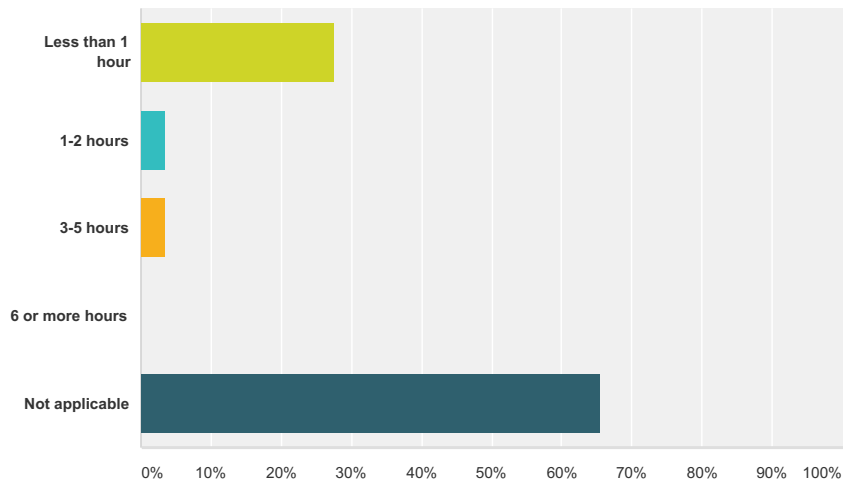
	Less than 1 hour	1-10 hours	11-20 hours	21-30 hours	31-40 hours	Not applicable	Total
Assessment/Evaluation	21.43% 6	71.43% 20	3.57% 1	3.57% 1	0.00% 0	0.00% 0	28
Treatment planning and team consultation	20.69% 6	72.41% 21	3.45% 1	0.00% 0	0.00% 0	3.45% 1	29

Demographic Survey - Clinical

Treatment	10.34% 3	24.14% 7	37.93% 11	20.69% 6	6.90% 2	0.00% 0	29
-----------	-------------	-------------	--------------	-------------	------------	------------	----

Q71 What is the average number of hours per week devoted to administering and evaluation psychological tests?

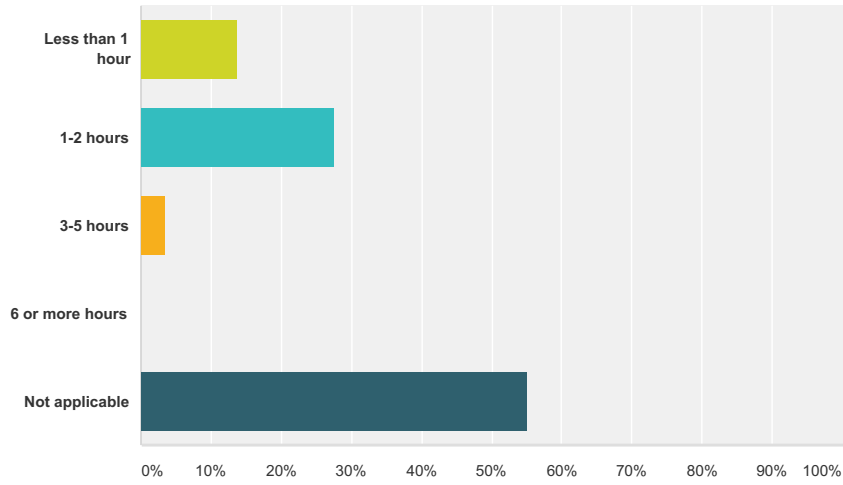
Answered: 29 Skipped: 2



Answer Choices	Responses	Count
Less than 1 hour	27.59%	8
1-2 hours	3.45%	1
3-5 hours	3.45%	1
6 or more hours	0.00%	0
Not applicable	65.52%	19
Total		29

Q72 What is the average number of hours per week you devote to telehealth services (i.e., therapy by telephone or over the Internet)?

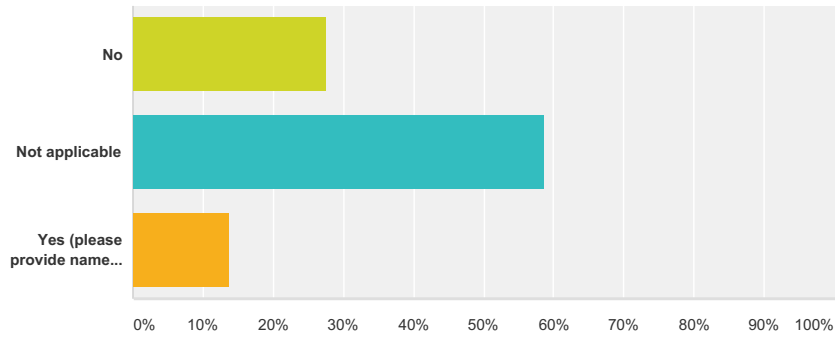
Answered: 29 Skipped: 2



Answer Choices	Responses	
Less than 1 hour	13.79%	4
1-2 hours	27.59%	8
3-5 hours	3.45%	1
6 or more hours	0.00%	0
Not applicable	55.17%	16
Total		29

Q73 Are you reimbursed for telehealth services?

Answered: 29 Skipped: 2

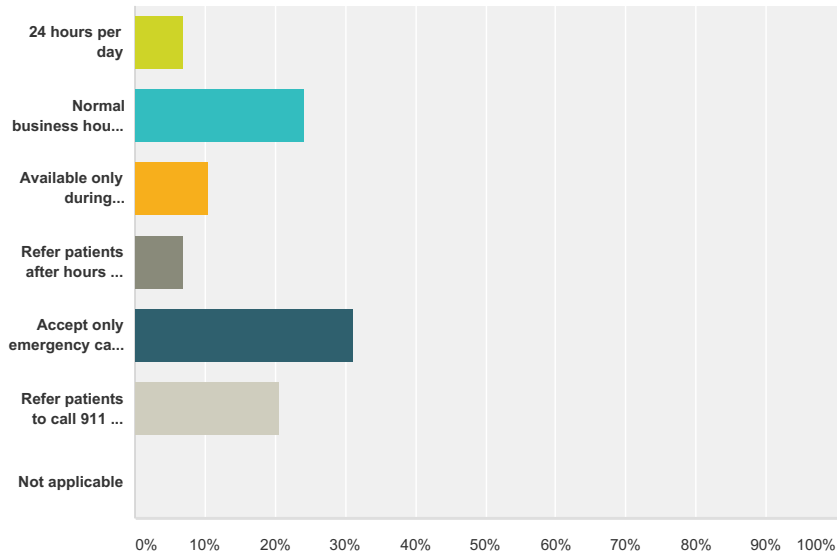


Answer Choices	Responses
No	27.59% 8
Not applicable	58.62% 17
Yes (please provide name of companies that reimburse)	13.79% 4
Total	29

#	Yes (please provide name of companies that reimburse)	Date
1	Medi-cal	1/19/2015 3:37 PM
2	victim compensation, private pay	1/15/2015 10:49 PM
3	Partnership/Beacon	1/15/2015 8:13 PM
4	Private pay	1/15/2015 5:48 PM

Q74 What hours are you on-call or available to patients?

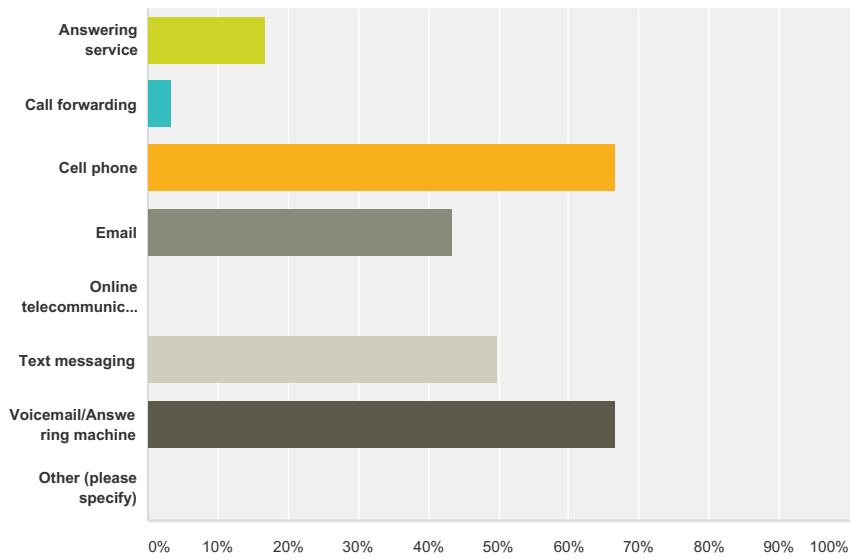
Answered: 29 Skipped: 2



Answer Choices	Responses
24 hours per day	6.90% 2
Normal business hours only	24.14% 7
Available only during appointed hours	10.34% 3
Refer patients after hours to service for emergency calls	6.90% 2
Accept only emergency calls after hours	31.03% 9
Refer patients to call 911 in case of emergency after hours	20.69% 6
Not applicable	0.00% 0
Total	29

Q75 What means do you use to be accessible to patients? (Check all that apply)

Answered: 30 Skipped: 1

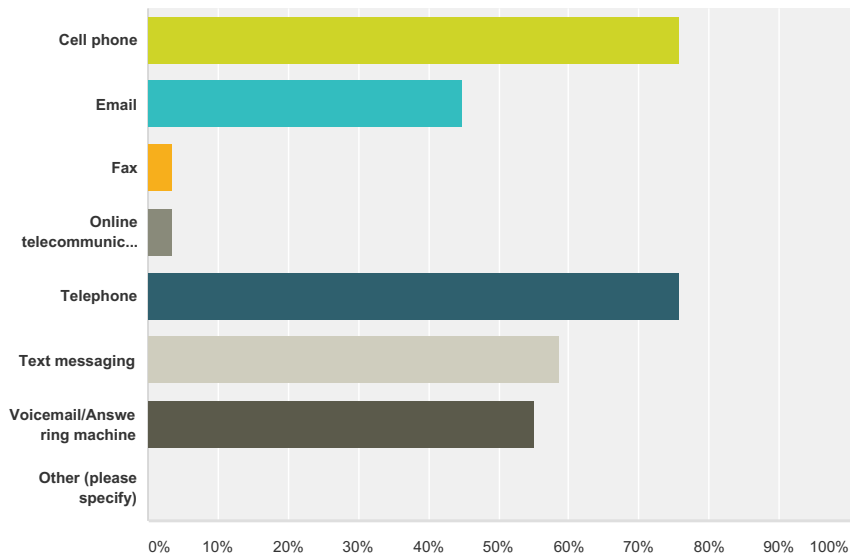


Answer Choices	Responses
Answering service	16.67% 5
Call forwarding	3.33% 1
Cell phone	66.67% 20
Email	43.33% 13
Online telecommunication (e.g., Skype, Facetime)	0.00% 0
Text messaging	50.00% 15
Voicemail/Answering machine	66.67% 20
Other (please specify)	0.00% 0
Total Respondents: 30	

#	Other (please specify)	Date
	There are no responses.	

Q76 What methods do you use to communicate with patients? (Check all that apply)

Answered: 29 Skipped: 2



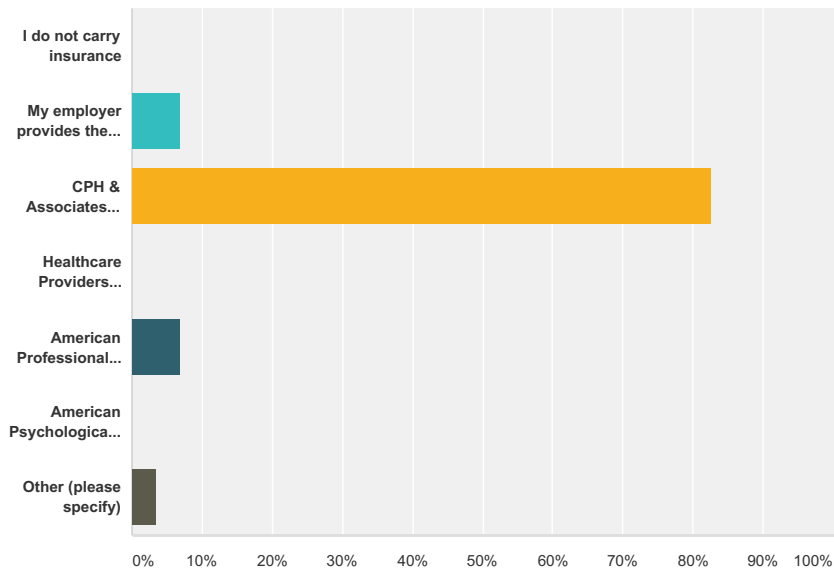
Answer Choices	Responses
Cell phone	75.86% 22
Email	44.83% 13
Fax	3.45% 1
Online telecommunication (e.g., Skype, Facetime)	3.45% 1
Telephone	75.86% 22
Text messaging	58.62% 17
Voicemail/Answering machine	55.17% 16
Other (please specify)	0.00% 0
Total Respondents: 29	

#	Other (please specify)	Date
	There are no responses.	

Demographic Survey - Clinical

Q77 Do you carry professional liability (malpractice) insurance, and if so, with whom?

Answered: 29 Skipped: 2



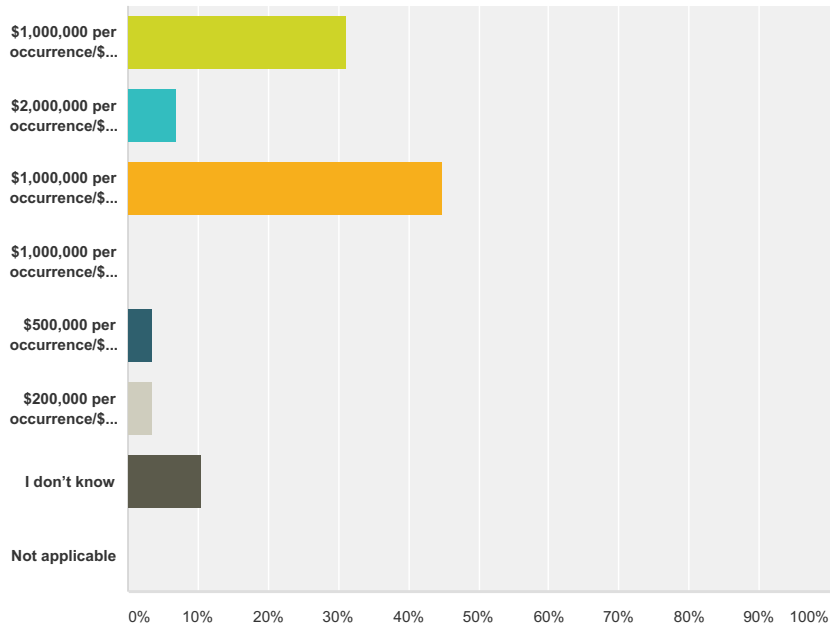
Answer Choices	Responses
I do not carry insurance	0.00% 0
My employer provides the insurance	6.90% 2
CPH & Associates (CAMFT endorsed plan)	82.76% 24
Healthcare Providers Service Organization by CAN	0.00% 0
American Professional Agency	6.90% 2
American Psychological Association Plan	0.00% 0
Other (please specify)	3.45% 1
Total	29

#	Other (please specify)	Date
1	I cannot recall the name	2/4/2015 12:15 PM

Demographic Survey - Clinical

Q78 What are the limits of your malpractice coverage?

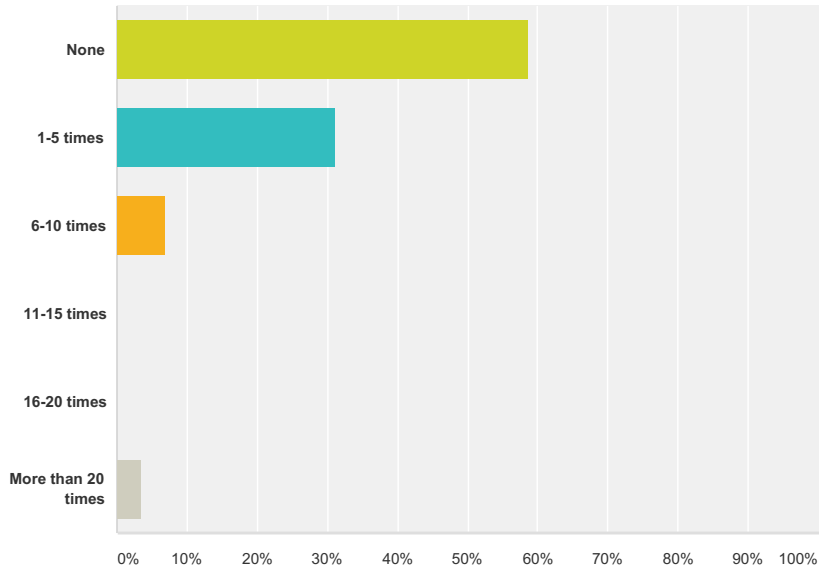
Answered: 29 Skipped: 2



Answer Choices	Responses
\$1,000,000 per occurrence/\$5,000,000 aggregate	31.03% 9
\$2,000,000 per occurrence/\$4,000,000 aggregate	6.90% 2
\$1,000,000 per occurrence/\$3,000,000 aggregate	44.83% 13
\$1,000,000 per occurrence/\$1,000,000 aggregate	0.00% 0
\$500,000 per occurrence/\$1,000,000 aggregate	3.45% 1
\$200,000 per occurrence/\$600,000 aggregate	3.45% 1
I don't know	10.34% 3
Not applicable	0.00% 0
Total	29

Q79 How many times have you been subpoenaed?

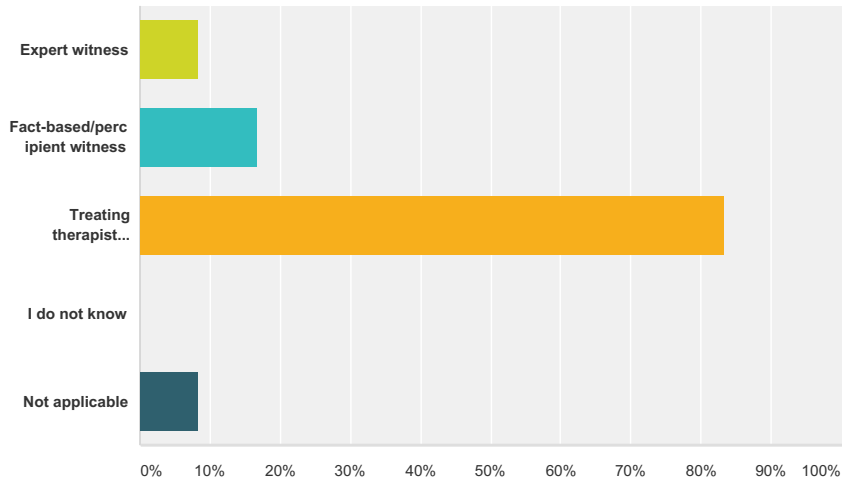
Answered: 29 Skipped: 2



Answer Choices	Responses
None	58.62% 17
1-5 times	31.03% 9
6-10 times	6.90% 2
11-15 times	0.00% 0
16-20 times	0.00% 0
More than 20 times	3.45% 1
Total	29

Q80 What type of witness were you in a majority of these claims?

Answered: 12 Skipped: 19

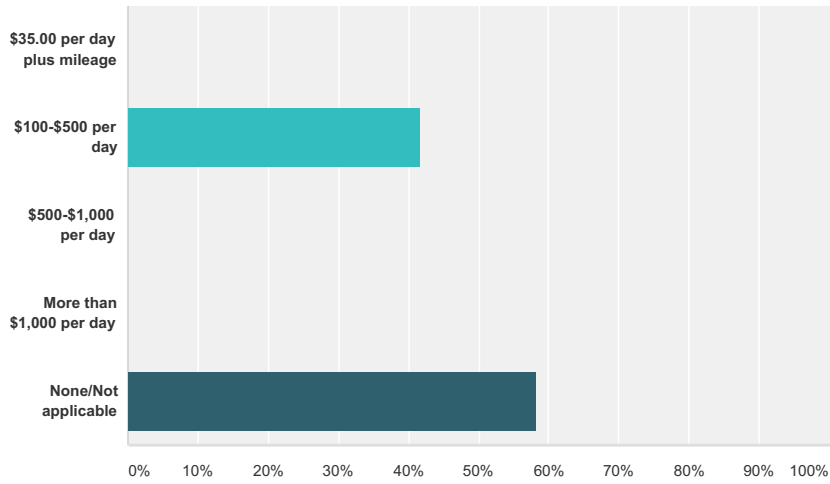


Answer Choices	Responses
Expert witness	8.33% 1
Fact-based/percipient witness	16.67% 2
Treating therapist witness	83.33% 10
I do not know	0.00% 0
Not applicable	8.33% 1
Total Respondents: 12	

Demographic Survey - Clinical

Q81 How much on average were you reimbursed for witness fees?

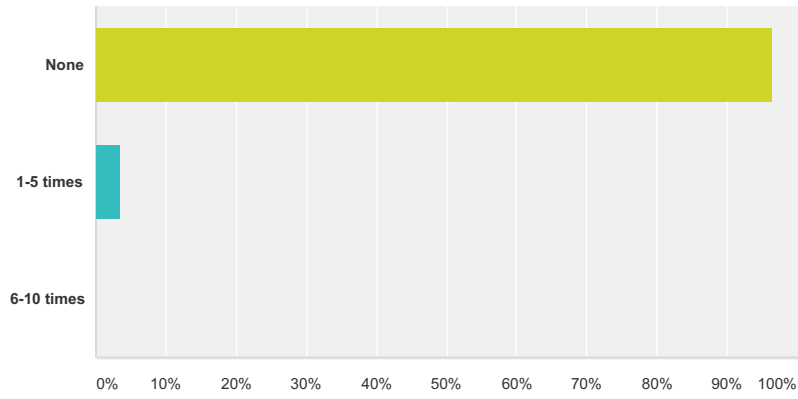
Answered: 12 Skipped: 19



Answer Choices	Responses
\$35.00 per day plus mileage	0.00% 0
\$100-\$500 per day	41.67% 5
\$500-\$1,000 per day	0.00% 0
More than \$1,000 per day	0.00% 0
None/Not applicable	58.33% 7
Total	12

Q82 How many times have you had to file an incident report with malpractice insurance?

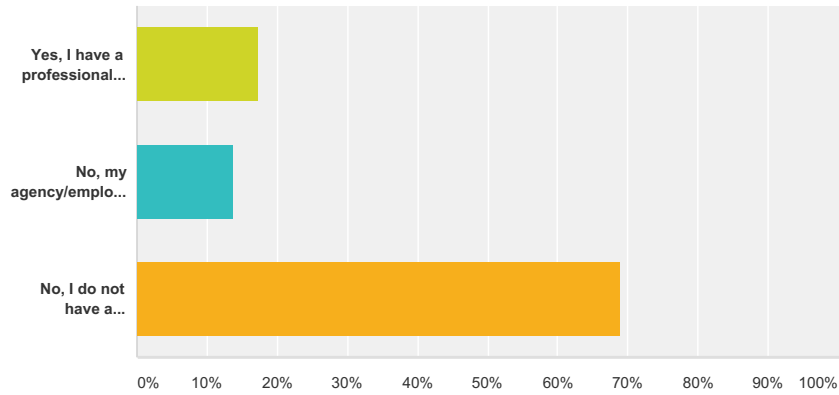
Answered: 28 Skipped: 3



Answer Choices	Responses	
None	96.43%	27
1-5 times	3.57%	1
6-10 times	0.00%	0
Total		28

Q83 Do you have a professional will in place?

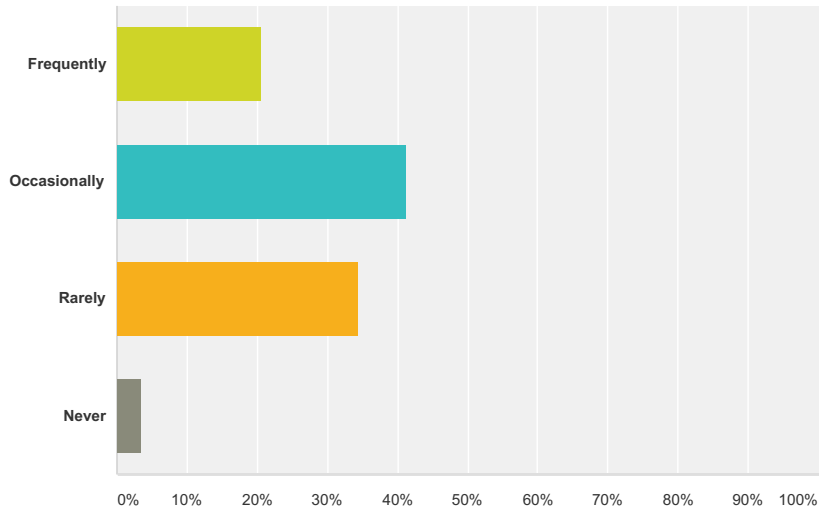
Answered: 29 Skipped: 2



Answer Choices	Responses	
Yes, I have a professional will in place	17.24%	5
No, my agency/employer has a policy in place	13.79%	4
No, I do not have a professional will in place	68.97%	20
Total		29

Q84 How often do you seek legal, ethical, or clinical consultation each month?

Answered: 29 Skipped: 2

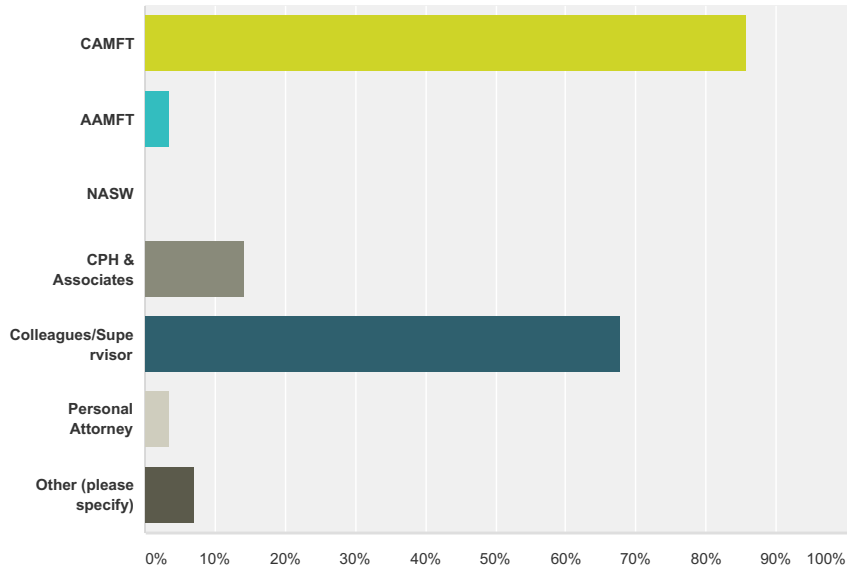


Answer Choices	Responses	
Frequently	20.69%	6
Occasionally	41.38%	12
Rarely	34.48%	10
Never	3.45%	1
Total		29

Demographic Survey - Clinical

Q85 From whom do you receive consultation? (Check all that apply)

Answered: 28 Skipped: 3



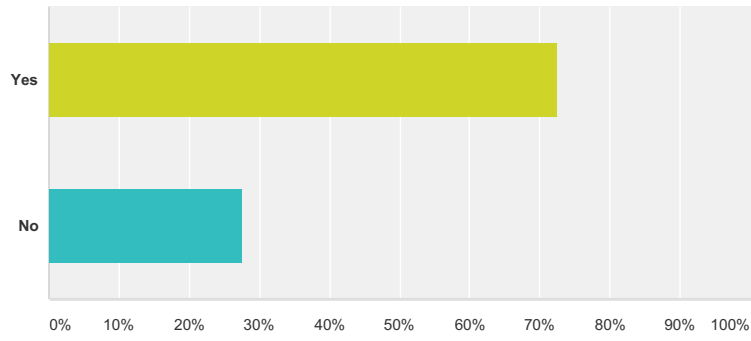
Answer Choices	Responses
CAMFT	85.71% 24
AAMFT	3.57% 1
NASW	0.00% 0
CPH & Associates	14.29% 4
Colleagues/Supervisor	67.86% 19
Personal Attorney	3.57% 1
Other (please specify)	7.14% 2
Total Respondents: 28	

#	Other (please specify)	Date
1	Psychiatrist	2/5/2015 6:17 AM
2	Agency legal service	1/15/2015 7:05 PM

Demographic Survey - Clinical

Q86 If you could bill Medicare, would you?

Answered: 29 Skipped: 2

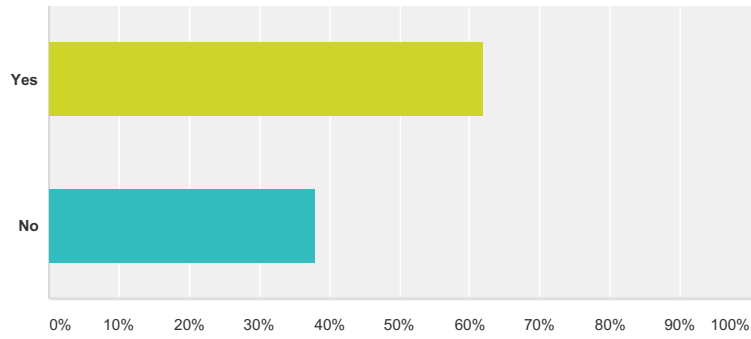


Answer Choices	Responses	
Yes	72.41%	21
No	27.59%	8
Total		29

Demographic Survey - Clinical

Q87 Would you consider working at a federally qualified health center?

Answered: 29 Skipped: 2

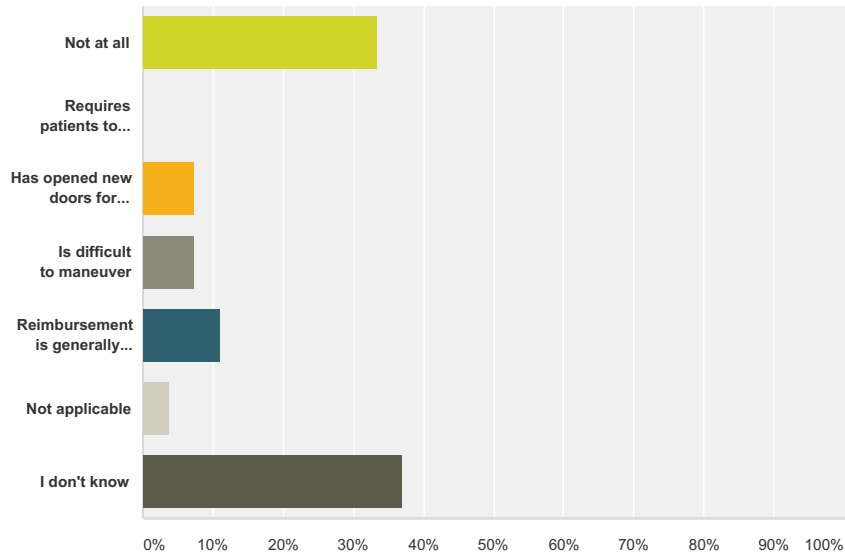


Answer Choices	Responses	
Yes	62.07%	18
No	37.93%	11
Total		29

#	I am currently working at a federally qualified health center (please provide name of center)	Date
	There are no responses.	

Q88 How has the passage of the parity law affected your employment/practice?

Answered: 27 Skipped: 4

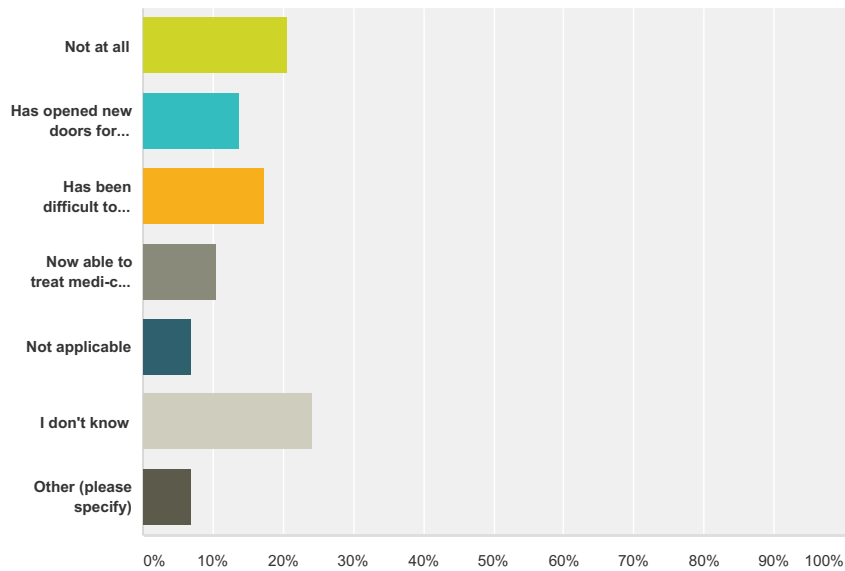


Answer Choices	Responses
Not at all	33.33% 9
Requires patients to first be evaluated by physicians/psychologist	0.00% 0
Has opened new doors for employment/treatment	7.41% 2
Is difficult to maneuver	7.41% 2
Reimbursement is generally denied regardless of "parity"	11.11% 3
Not applicable	3.70% 1
I don't know	37.04% 10
Total	27

#	Other (please specify)	Date
1	increase coverage for adjustment disorders	1/15/2015 10:52 PM

Q89 How has the passage of the Affordable Care Act affected your employment/practice?

Answered: 29 Skipped: 2



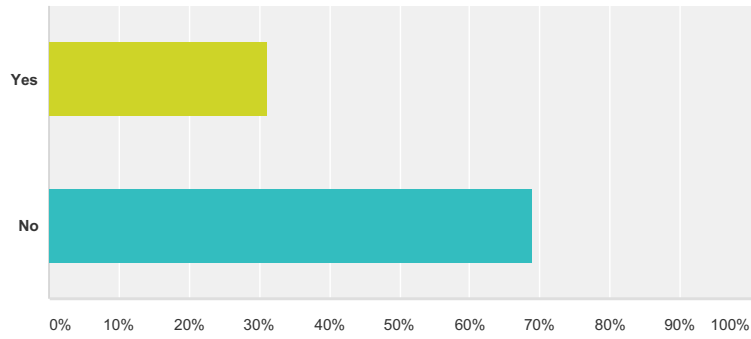
Answer Choices	Responses
Not at all	20.69% 6
Has opened new doors for employment/treatment	13.79% 4
Has been difficult to understand	17.24% 5
Now able to treat medi-cal clients	10.34% 3
Not applicable	6.90% 2
I don't know	24.14% 7
Other (please specify)	6.90% 2
Total	29

#	Other (please specify)	Date
1	Resent peers referring clients of this ins. As clt's unable to pay and puts me into dual relationship: unethical!	2/5/2015 6:20 AM
2	increased coverage for a few clients, raised cost for others	1/15/2015 10:52 PM

Demographic Survey - Clinical

Q90 Do you supervise interns and/or trainees?

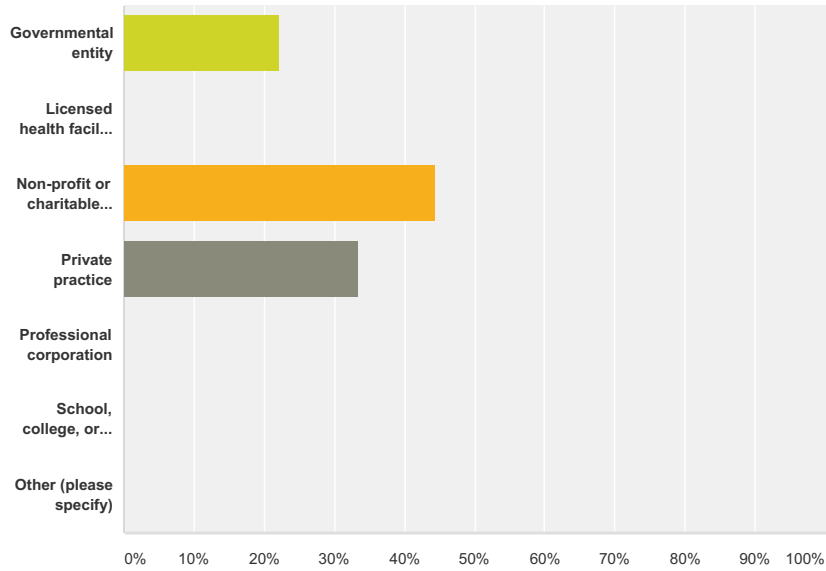
Answered: 29 Skipped: 2



Answer Choices	Responses
Yes	31.03% 9
No	68.97% 20
Total	29

Q91 In which setting do you provide supervision?

Answered: 9 Skipped: 22

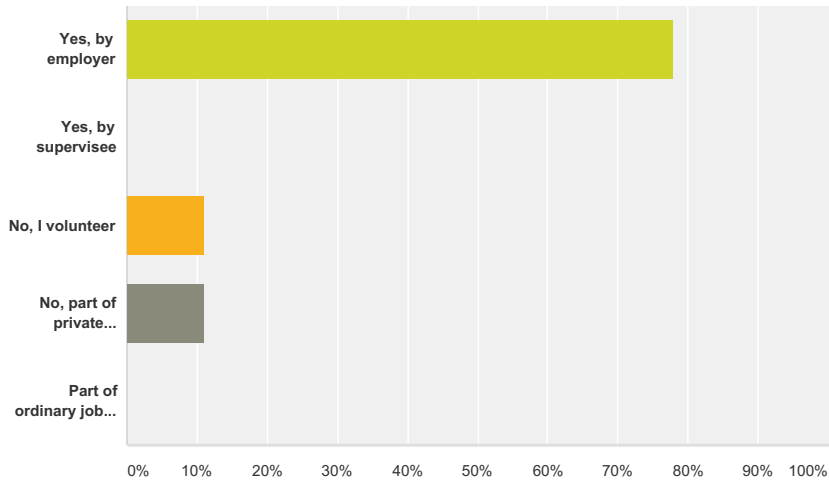


Answer Choices	Responses
Governmental entity	22.22% 2
Licensed health facility (e.g., hospital)	0.00% 0
Non-profit or charitable corporation	44.44% 4
Private practice	33.33% 3
Professional corporation	0.00% 0
School, college, or university	0.00% 0
Other (please specify)	0.00% 0
Total Respondents: 9	

#	Other (please specify)	Date
	There are no responses.	

Q92 Are you paid for the supervision you provide?

Answered: 9 Skipped: 22

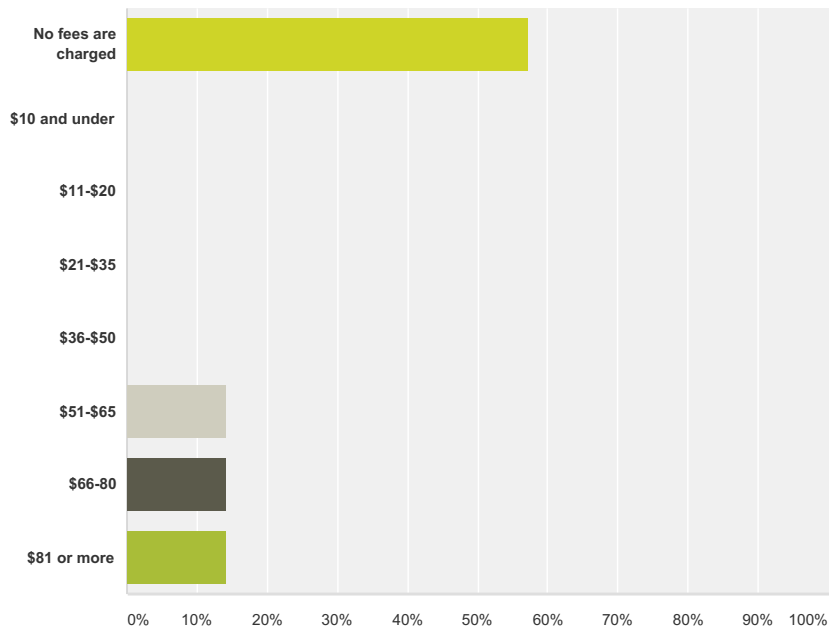


Answer Choices	Responses
Yes, by employer	77.78% 7
Yes, by supervisee	0.00% 0
No, I volunteer	11.11% 1
No, part of private practice overhead	11.11% 1
Part of ordinary job duties	0.00% 0
Total	9

Demographic Survey - Clinical

Q93 What is the usual and customary fee charged to clients for the services of the intern(s) and/or trainee(s) you supervise?

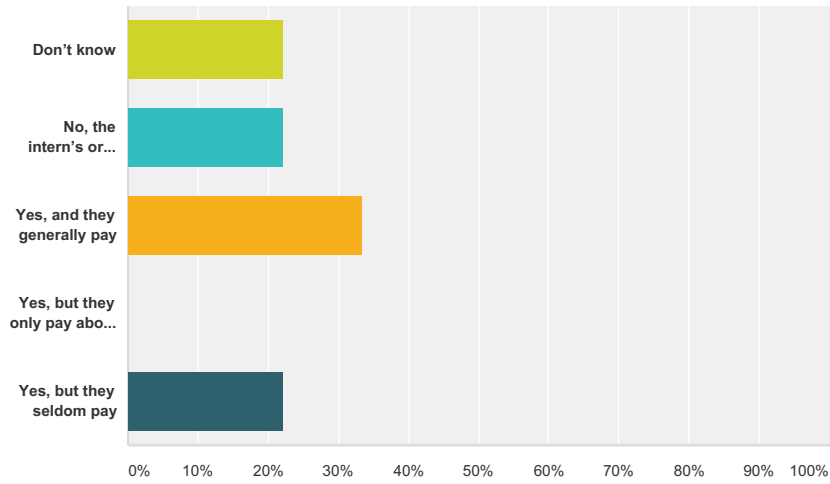
Answered: 7 Skipped: 24



Answer Choices	Responses	Count
No fees are charged	57.14%	4
\$10 and under	0.00%	0
\$11-\$20	0.00%	0
\$21-\$35	0.00%	0
\$36-\$50	0.00%	0
\$51-\$65	14.29%	1
\$66-\$80	14.29%	1
\$81 or more	14.29%	1
Total		7

Q94 Are third-party payers generally billed for the interns' or trainees' services?

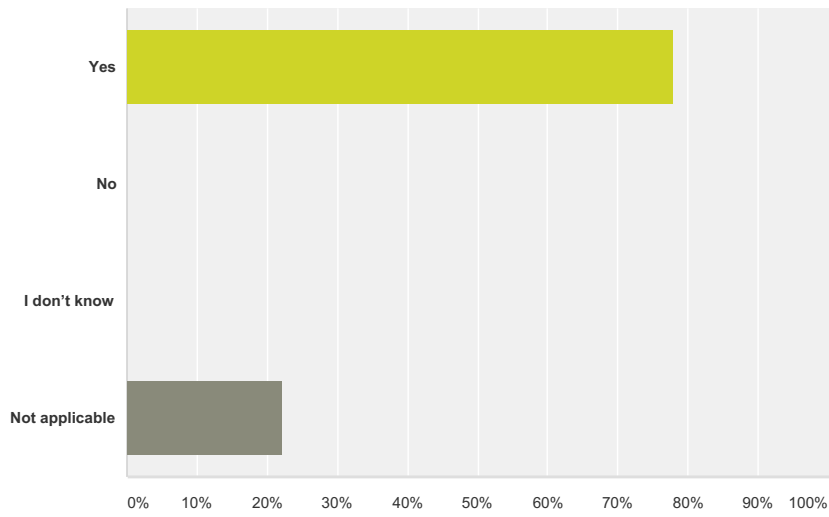
Answered: 9 Skipped: 22



Answer Choices	Responses
Don't know	22.22% 2
No, the intern's or trainee's services are not billed to third parties	22.22% 2
Yes, and they generally pay	33.33% 3
Yes, but they only pay about fifty percent of the time	0.00% 0
Yes, but they seldom pay	22.22% 2
Total	9

Q95 If third parties are billed for intern or trainee services, is it disclosed that the intern or trainee was the provider?

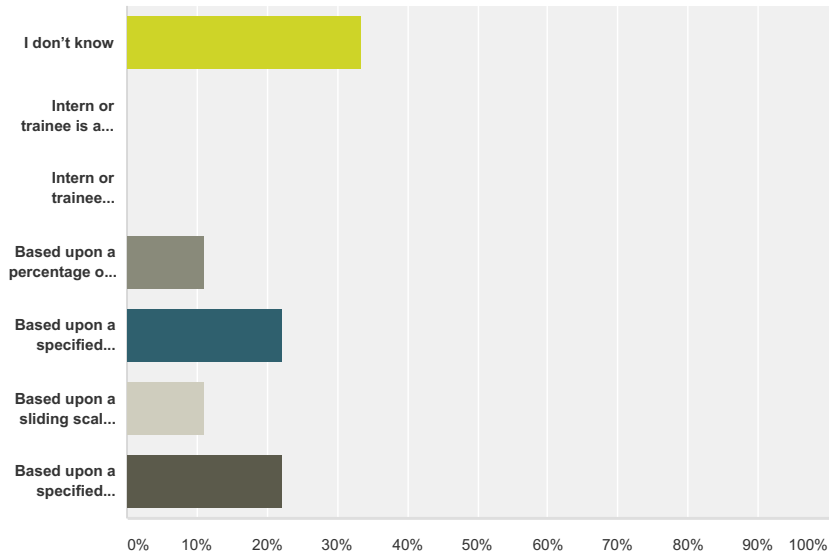
Answered: 9 Skipped: 22



Answer Choices	Responses
Yes	77.78% 7
No	0.00% 0
I don't know	0.00% 0
Not applicable	22.22% 2
Total	9

Q96 How is the intern's or trainee's wage determined?

Answered: 9 Skipped: 22

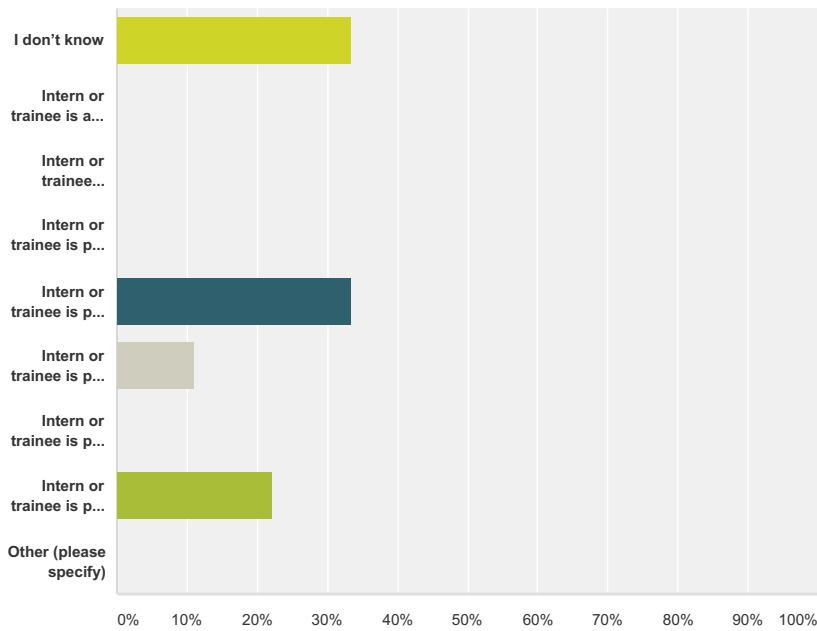


Answer Choices	Responses
I don't know	33.33% 3
Intern or trainee is an unpaid volunteer	0.00% 0
Intern or trainee received only a nominal stipend to cover/offset volunteer expenses	0.00% 0
Based upon a percentage of the fees generated	11.11% 1
Based upon a specified amount per hour	22.22% 2
Based upon a sliding scale depending upon client volume	11.11% 1
Based upon a specified amount per week/month/year	22.22% 2
Total	9

Demographic Survey - Clinical

Q97 If the intern or trainee is paid, approximately how much does an intern or trainee get paid per hour?

Answered: 9 Skipped: 22

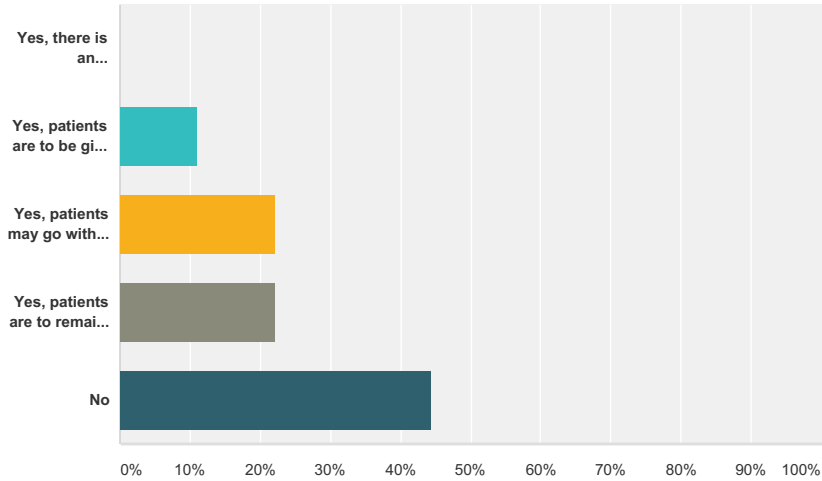


Answer Choices	Responses
I don't know	33.33% 3
Intern or trainee is an unpaid volunteer	0.00% 0
Intern or trainee receives approximately \$500 or less per month for actual expenses incurred as a volunteer	0.00% 0
Intern or trainee is paid approximately \$8-\$15 per hour	0.00% 0
Intern or trainee is paid approximately \$16-\$25 per hour	33.33% 3
Intern or trainee is paid approximately \$26-\$35 per hour	11.11% 1
Intern or trainee is paid approximately \$36-\$45 per hour	0.00% 0
Intern or trainee is paid \$46 or more per hour	22.22% 2
Other (please specify)	0.00% 0
Total	9

#	Other (please specify)	Date
	There are no responses.	

Q98 Is there a written understanding between the employer and intern(s) or trainee(s) and if so, does the written understanding specify what is to happen with patients when the employment relationship terminates?

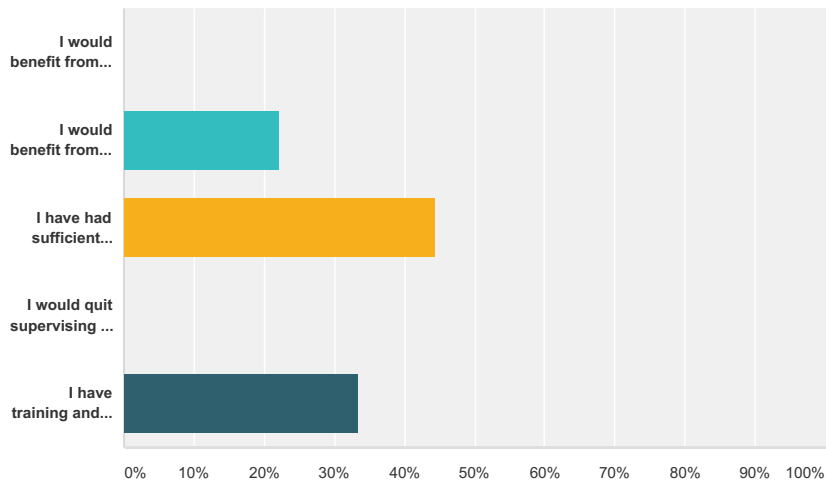
Answered: 9 Skipped: 22



Answer Choices	Responses
Yes, there is an understanding contract but it does not address this issue	0.00% 0
Yes, patients are to be given several options	11.11% 1
Yes, patients may go with intern/trainee as long as intern/trainee is working lawfully	22.22% 2
Yes, patients are to remain with intern's/trainee's employer	22.22% 2
No	44.44% 4
Total	9

Q99 Do you believe you have sufficient education, training, and experience to adequately provide supervision?

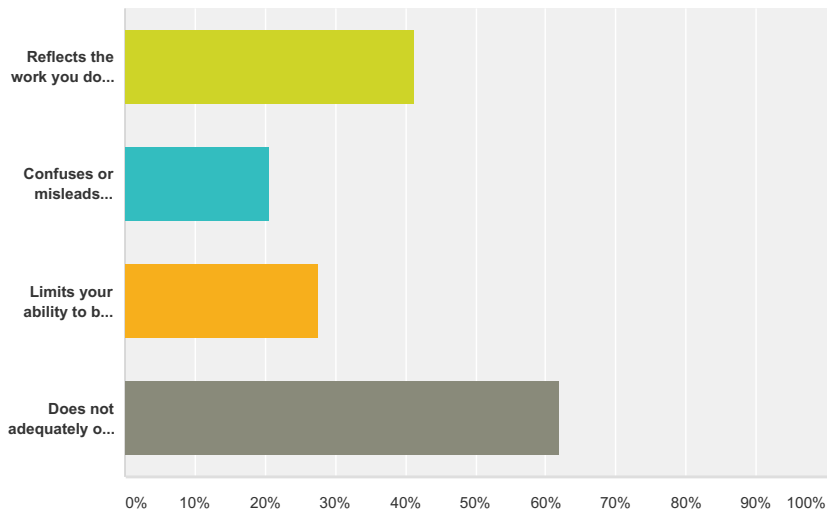
Answered: 9 Skipped: 22



Answer Choices	Responses
I would benefit from training, but do not have the time	0.00% 0
I would benefit from training and am interested in such an opportunity	22.22% 2
I have had sufficient training and experience in supervision and am not interested in more training	44.44% 4
I would quit supervising if I had to engage in more training	0.00% 0
I have training and would like more	33.33% 3
Total	9

Q100 Which of the following do you feel best describes the title Licensed Marriage and Family Therapist: (Check all that apply)

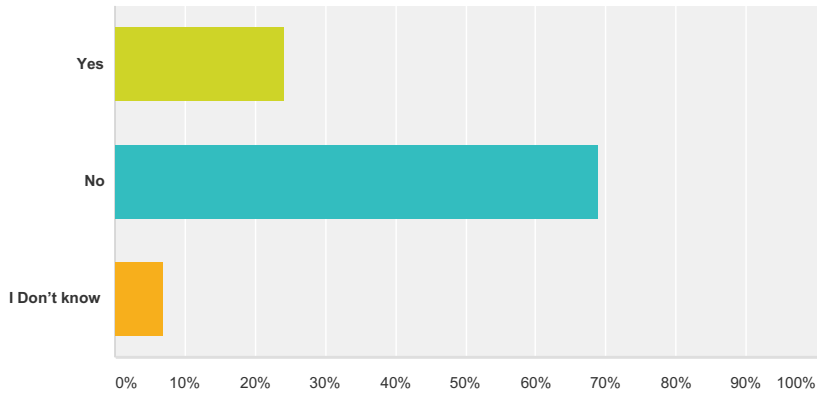
Answered: 29 Skipped: 2



Answer Choices	Responses
Reflects the work you do with clients	41.38% 12
Confuses or misleads clients	20.69% 6
Limits your ability to be hired and/or provide services in employment	27.59% 8
Does not adequately or accurately reflect the work you do with clients	62.07% 18
Total Respondents: 29	

Q101 Are you and/or your employer a BBS-approved continuing education provider?

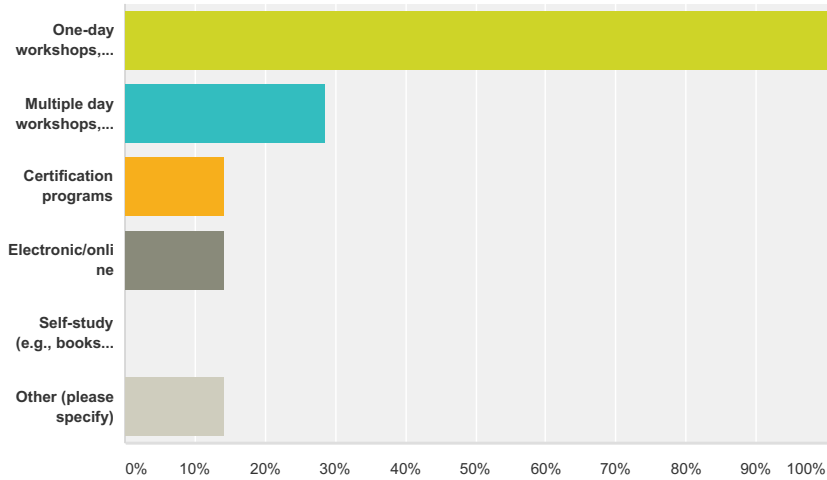
Answered: 29 Skipped: 2



Answer Choices	Responses	
Yes	24.14%	7
No	68.97%	20
I Don't know	6.90%	2
Total		29

Q102 Which method do you use to offer CE coursework? (Check all that apply)

Answered: 7 Skipped: 24

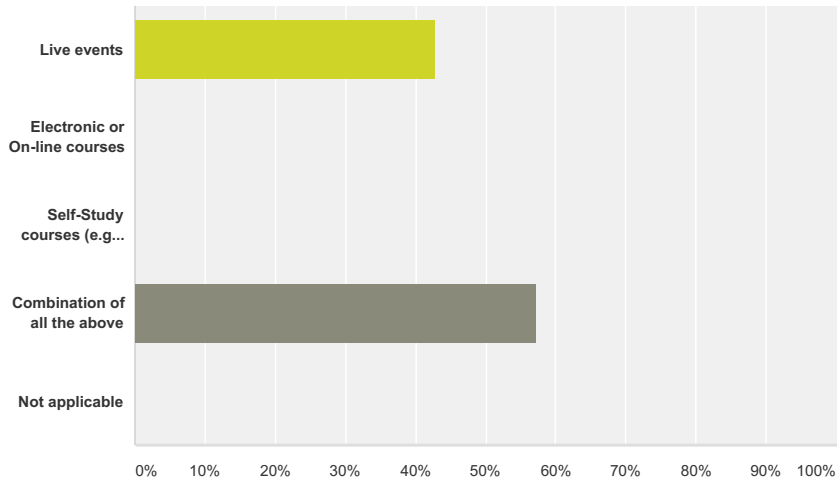


Answer Choices	Responses
One-day workshops, conferences, trainings, etc.	100.00% 7
Multiple day workshops, conferences, trainings, etc.	28.57% 2
Certification programs	14.29% 1
Electronic/online	14.29% 1
Self-study (e.g., books, articles, audio/video recordings)	0.00% 0
Other (please specify)	14.29% 1
Total Respondents: 7	

#	Other (please specify)	Date
1	part day	1/15/2015 5:40 PM

Q103 How do you prefer to fulfill your CE requirements?

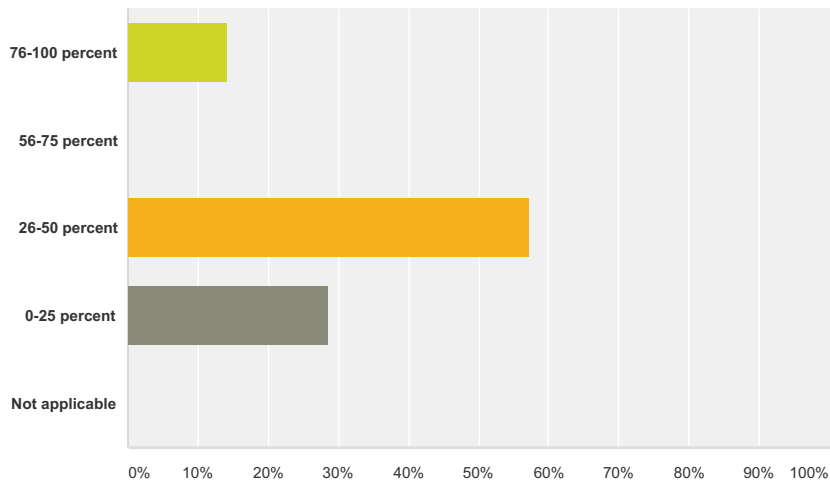
Answered: 7 Skipped: 24



Answer Choices	Responses
Live events	42.86% 3
Electronic or On-line courses	0.00% 0
Self-Study courses (e.g., reading, watching video recordings, listening to audio-tapes)	0.00% 0
Combination of all the above	57.14% 4
Not applicable	0.00% 0
Total	7

Q104 What percentage of your total CE per renewal cycle do you obtain via CAMFT education opportunities?

Answered: 7 Skipped: 24

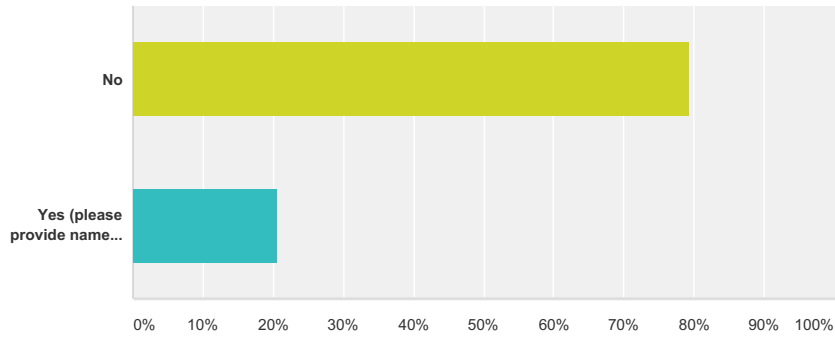


Answer Choices	Responses	
76-100 percent	14.29%	1
56-75 percent	0.00%	0
26-50 percent	57.14%	4
0-25 percent	28.57%	2
Not applicable	0.00%	0
Total		7

Demographic Survey - Clinical

Q105 Are you a member of another professional association?

Answered: 29 Skipped: 2

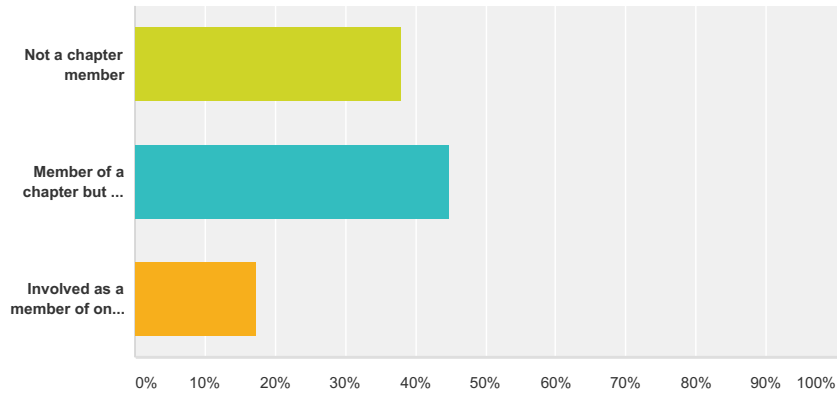


Answer Choices	Responses
No	79.31% 23
Yes (please provide name of association)	20.69% 6
Total	29

#	Yes (please provide name of association)	Date
1	Aps div 57	2/5/2015 6:21 AM
2	AAMFT, AED, APA, EMDRIA	2/4/2015 10:35 AM
3	Emdria	2/4/2015 9:35 AM
4	American Association of Body Psychotherapists	1/15/2015 10:53 PM
5	AAPC AMFT	1/15/2015 5:41 PM
6	CCOSO	1/15/2015 4:29 PM

Q106 Are you involved in one or more CAMFT Chapters?

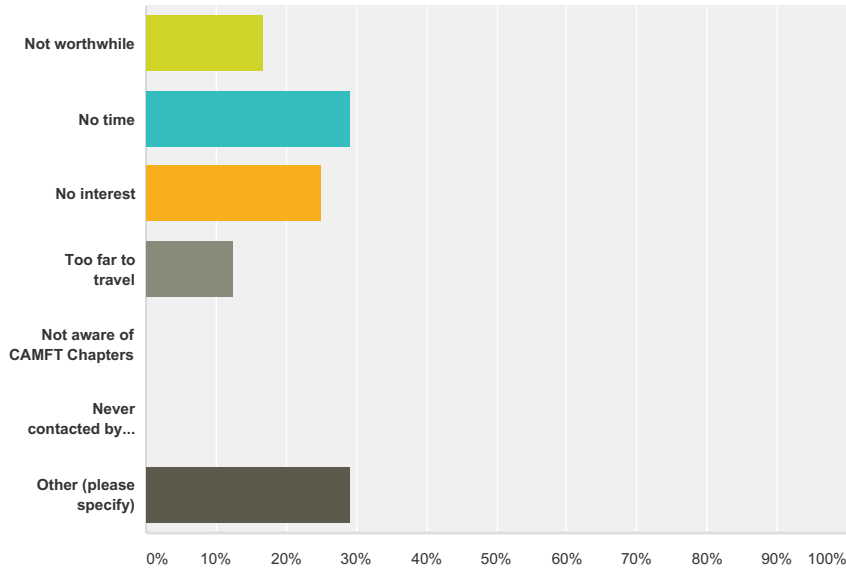
Answered: 29 Skipped: 2



Answer Choices	Responses
Not a chapter member	37.93% 11
Member of a chapter but not involved	44.83% 13
Involved as a member of one or more chapters	17.24% 5
Total	29

Q107 Why aren't you involved in a CAMFT Chapter?

Answered: 24 Skipped: 7

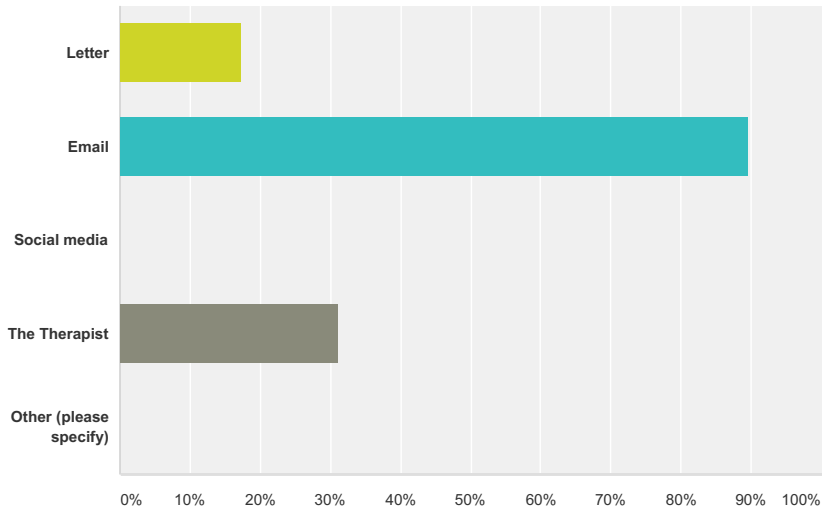


Answer Choices	Responses	Count
Not worthwhile	16.67%	4
No time	29.17%	7
No interest	25.00%	6
Too far to travel	12.50%	3
Not aware of CAMFT Chapters	0.00%	0
Never contacted by a Chapter	0.00%	0
Other (please specify)	29.17%	7
Total Respondents: 24		

#	Other (please specify)	Date
1	Was involved but it became very political - was involved 4 yrs	2/4/2015 9:39 AM
2	I go to some presentations but am not a member because I often work out of town.	1/16/2015 12:49 PM
3	most activities geared toward newer therapists	1/15/2015 10:58 PM
4	Served board 5 yrs	1/15/2015 9:01 PM
5	I work in Siskiyou County and CAMFT meetings are 2nd Thursdays' of the month	1/15/2015 7:12 PM
6	Active in the past	1/15/2015 6:03 PM
7	meetings conflict with my work schedule	1/15/2015 3:40 PM

Q108 How do you prefer to receive communications from CAMFT?

Answered: 29 Skipped: 2

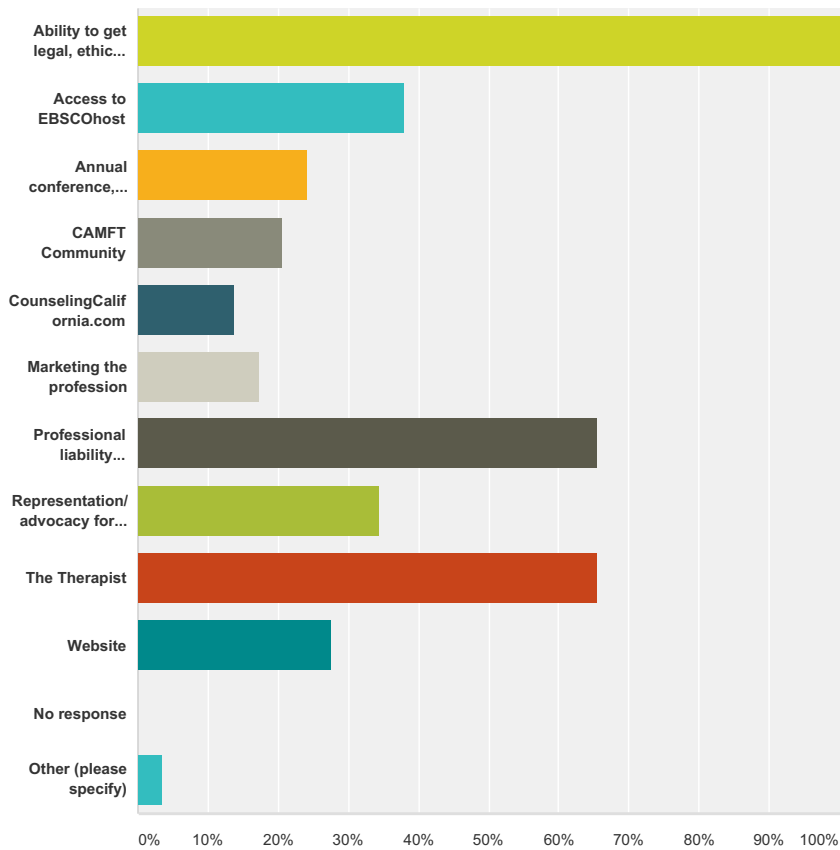


Answer Choices	Responses
Letter	17.24% 5
Email	89.66% 26
Social media	0.00% 0
The Therapist	31.03% 9
Other (please specify)	0.00% 0
Total Respondents: 29	

#	Other (please specify)	Date
	There are no responses.	

Q109 What CAMFT member benefits do you consider to be most beneficial? (Check all that apply)

Answered: 29 Skipped: 2

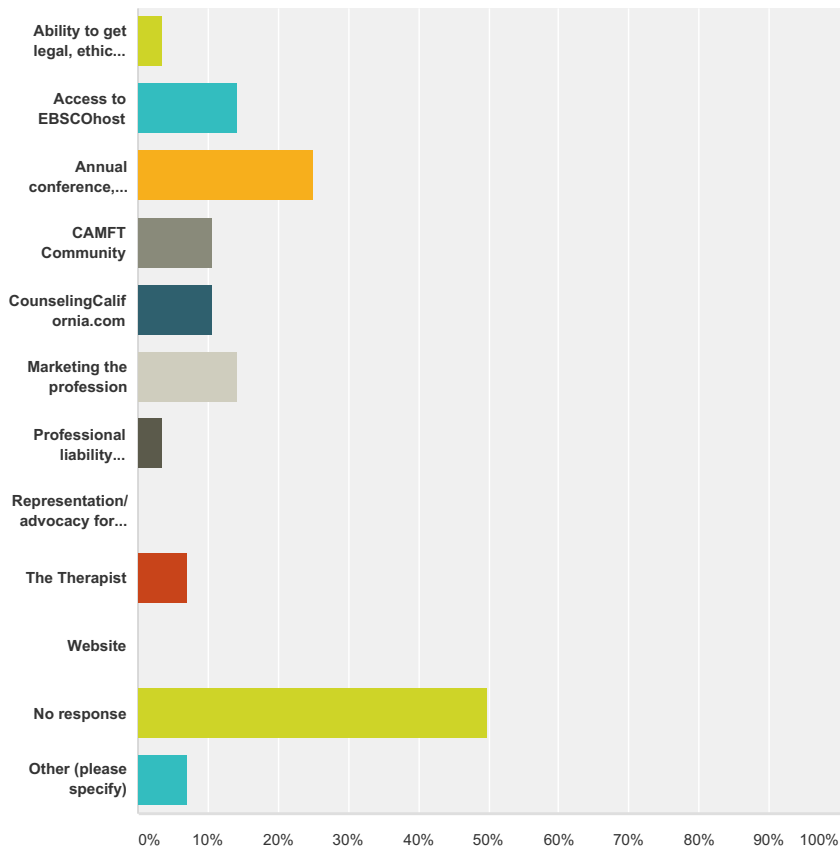


Answer Choices	Responses
Ability to get legal, ethical and business questions answered	100.00% 29
Access to EBSCOhost	37.93% 11
Annual conference, Fall Symposium and workshops	24.14% 7
CAMFT Community	20.69% 6
CounselingCalifornia.com	13.79% 4
Marketing the profession	17.24% 5
Professional liability insurance	65.52% 19
Representation/advocacy for the profession	34.48% 10
The Therapist	65.52% 19
Website	27.59% 8
No response	0.00% 0
Other (please specify)	3.45% 1
Total Respondents: 29	

#	Other (please specify)	Date
1	CE's	1/15/2015 5:42 PM

Q110 What CAMFT member benefits do you consider to be least beneficial? (Check all that apply)

Answered: 28 Skipped: 3

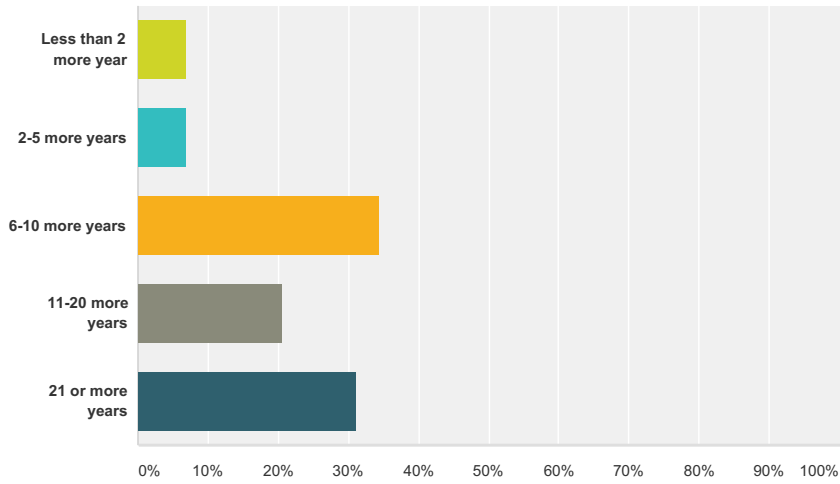


Answer Choices	Responses
Ability to get legal, ethical and business questions answered	3.57% 1
Access to EBSCOhost	14.29% 4
Annual conference, Fall Symposium and workshops	25.00% 7
CAMFT Community	10.71% 3
CounselingCalifornia.com	10.71% 3
Marketing the profession	14.29% 4
Professional liability insurance	3.57% 1
Representation/advocacy for the profession	0.00% 0
The Therapist	7.14% 2
Website	0.00% 0
No response	50.00% 14
Other (please specify)	7.14% 2
Total Respondents: 28	

#	Other (please specify)	Date
1	CE's	1/15/2015 5:42 PM
2	Conferences too far away from where I live.	1/15/2015 3:46 PM

Q111 I expect to remain a member of CAMFT:

Answered: 29 Skipped: 2



Answer Choices	Responses
Less than 2 more year	6.90% 2
2-5 more years	6.90% 2
6-10 more years	34.48% 10
11-20 more years	20.69% 6
21 or more years	31.03% 9
Total	29

Demographic Survey - Clinical

Q112 Comments/Feedback

Answered: 7 Skipped: 24

#	Responses	Date
1	Please address how best to ethically not take clts under affordable care as private practice is at my home and choose to work with job employed working class and middle class clts	2/5/2015 6:31 AM
2	thank you	1/24/2015 5:00 PM
3	Important to increase insurance benefit coverage for new therapy vehicles, eg phone sessions, skype etc.	1/15/2015 10:58 PM
4	Questions about fees has errors in the amounts of \$76-90 and then \$90-105 (should say: \$91-105).	1/15/2015 8:57 PM
5	I am in process of finishing my work, this year. CAMFT has been helpful to me.	1/15/2015 8:46 PM
6	This took much longer than indicated, but I hope it will be beneficial.	1/15/2015 7:12 PM
7	You folks do a great job!	1/15/2015 6:03 PM

Demographic Survey - Clinical

Q113 Additional questions you would like to see in future demographic surveys:

Answered: 4 Skipped: 27

#	Responses	Date
1	How is it that there is about a 20% difference between genders? What are the standard psych tests utilized? How many hours for CEU's on average per year? For example there is a subset of peers who are in multiple certification trainings simultaneously. Just two months diagnosed with rare cancer without knowing the outcome: what do peers do in proceeding with their practice...already checked legal issues	2/5/2015 6:31 AM
2	"what would you find inspirational, useful for your current private practice?"; What are the most difficult aspects of maintaining in private practice?"	1/15/2015 10:58 PM
3	Do you discuss religious/spiritual issues with clients? What area do you think CAMFT needs to pursue to enhance the profession?	1/15/2015 9:01 PM
4	I work in a depressed area; full scope medical, but since I do not work for County Mental Health, I am not able to have loan forgiveness. Since I am 67 and utilized loans for return to school when I was 54, I will likely be paying until I am in my 90's.	1/15/2015 7:12 PM

Demographic Survey - Clinical

Q114 To be entered in the drawing for a free annual membership, please include your name as it appears on CAMFT records and your email address.

Answered: 17 Skipped: 14

#	Responses	Date
1	Anne Osborn. Valaja@comcast.net	2/5/2015 6:31 AM
2	Sgort@juno.com Sandra Gorter	2/4/2015 3:17 PM
3	DaLene Forester Thacker daleneforester@yahoo.com	2/4/2015 10:37 AM
4	Diane Lewman diane_lewman@yahoo.com	2/4/2015 9:39 AM
5	Benita V. Chavez-Humble bvchavez-humble@sbcglobal.net	1/24/2015 5:00 PM
6	Stacey Harlan stacey8357@msn.com	1/21/2015 12:56 PM
7	Leslie A Glass glass_leslie@yahoo.com	1/20/2015 2:16 PM
8	Roberta Phillips-Copeland, bcopelandlmft@gmail.com	1/16/2015 12:49 PM
9	Steven Keeler wolfcrow7@yahoo.com	1/16/2015 7:51 AM
10	Barbara Tift Featherstone bfeather@awwwsome.com	1/15/2015 10:58 PM
11	Lynn E Fritz LynnFritz.lmft@gmail.com	1/15/2015 9:01 PM
12	Judith Hime-Everschor (member 038239) filmagalia@msn.com	1/15/2015 8:57 PM
13	Lorraine D. Blanchet, MA, MFT lblanchet@healththerapyinc.com	1/15/2015 7:12 PM
14	Leland E McHatton Leemchatton.mft@gmail.com	1/15/2015 6:03 PM
15	Sandra D.John revsandjohn@gmail.com	1/15/2015 5:42 PM
16	Rebecca R Lenahan Rebecca.Lenahan@comcast.net	1/15/2015 3:46 PM
17	Sally Pearson skpear@sbcglobal.net	1/15/2015 3:40 PM