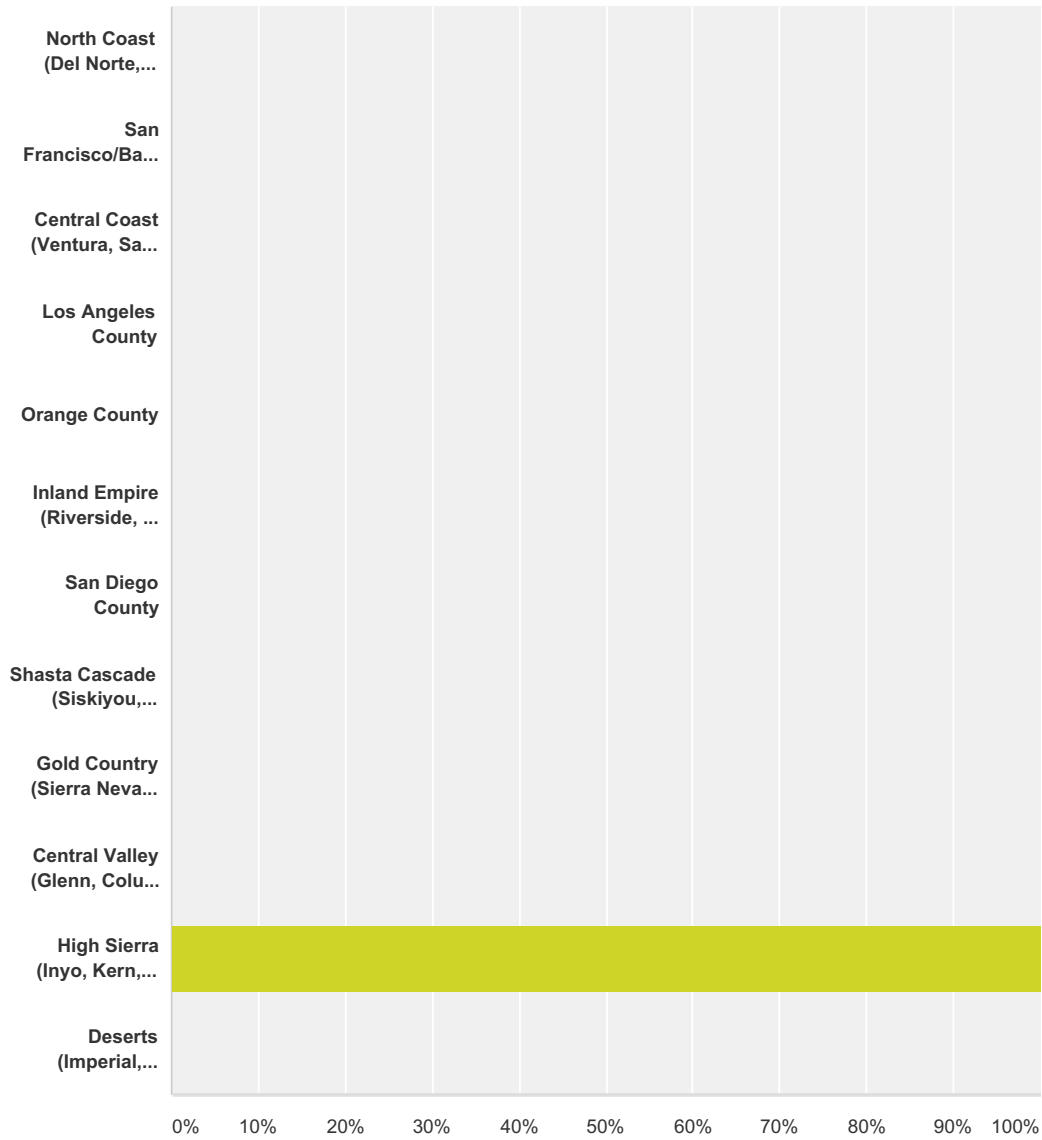


Q1 In which California region/county do you reside?

Answered: 45 Skipped: 0



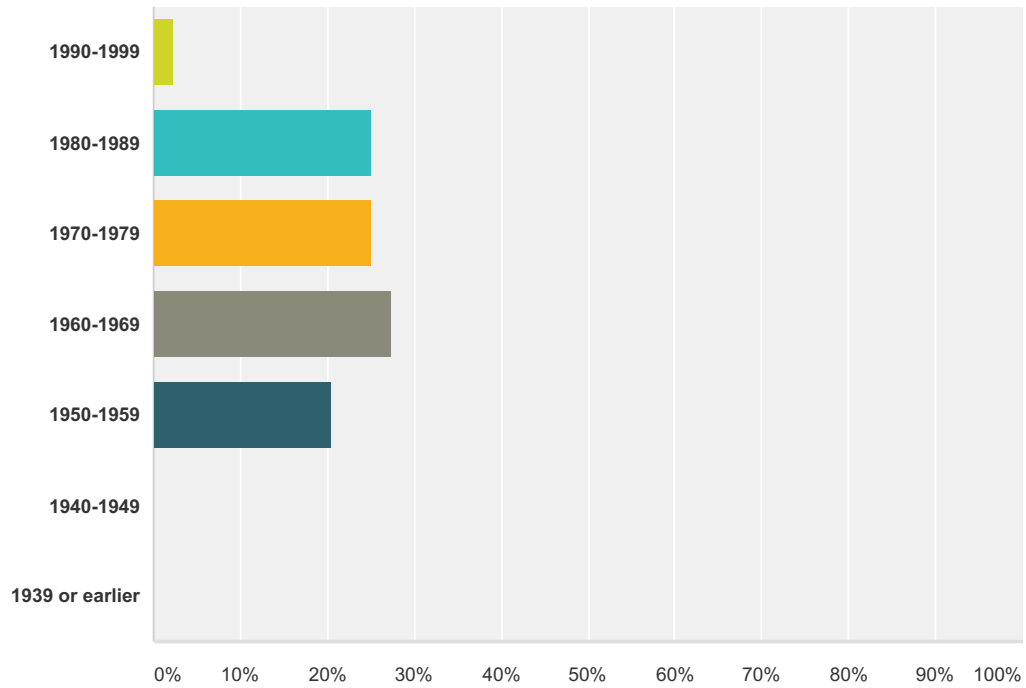
Answer Choices	Responses
North Coast (Del Norte, Humboldt, Mendocino, Sonoma, Lake)	0.00% 0
San Francisco/Bay Area (San Francisco, Marin, Contra Costa, San Mateo, Alameda, Santa Cruz, Santa Clara)	0.00% 0
Central Coast (Ventura, Santa Barbara, San Luis Obispo, Monterey, San Benito)	0.00% 0
Los Angeles County	0.00% 0
Orange County	0.00% 0
Inland Empire (Riverside, San Bernardino)	0.00% 0
San Diego County	0.00% 0

Demographic Survey - Prelicensed

Shasta Cascade (Siskiyou, Modoc, Shasta, Lassen, Tehama, Plumas, Butte, Glenn, Trinity)	0.00%	0
Gold Country (Sierra Nevada, Placer, Yuba, El Dorado, Fresno, Mariposa, Tuolumne, Calaveras, Amador, Sacramento, Sutter)	0.00%	0
Central Valley (Glenn, Colusa, Yolo, Solano, San Joaquin, Sacramento, Stanislaus, Merced, Madera)	0.00%	0
High Sierra (Inyo, Kern, Tulare, Fresno, Madera, Mariposa, Mono, Yuba, Alpine, Tuolumne, Calaveras)	100.00%	45
Deserts (Imperial, Riverside, San Bernardino)	0.00%	0
Total		45

Q2 What year were you born?

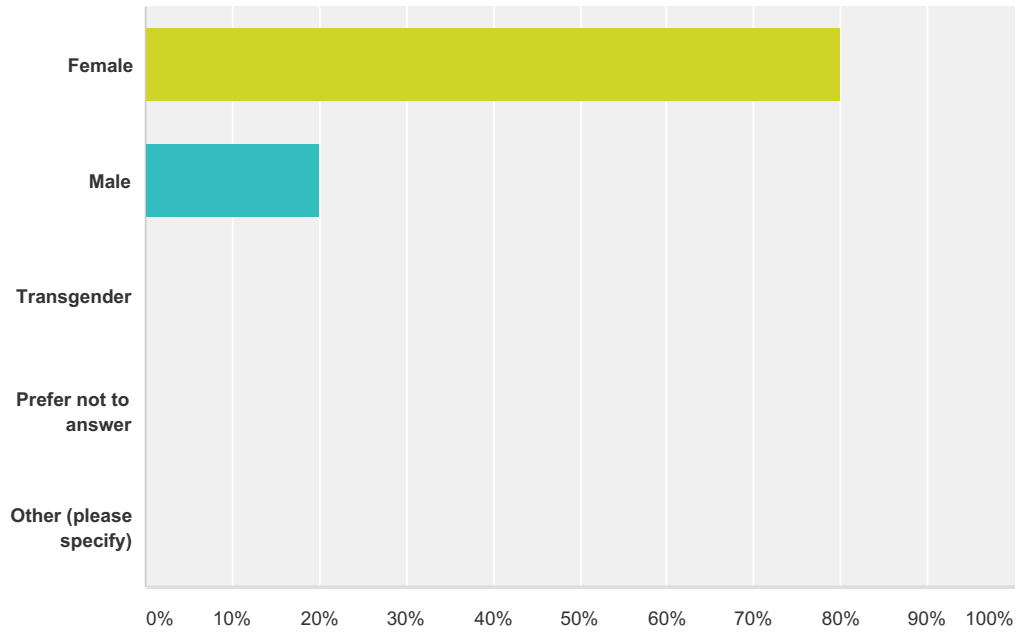
Answered: 44 Skipped: 1



Answer Choices	Responses
1990-1999	2.27% 1
1980-1989	25.00% 11
1970-1979	25.00% 11
1960-1969	27.27% 12
1950-1959	20.45% 9
1940-1949	0.00% 0
1939 or earlier	0.00% 0
Total	44

Q3 With which gender do you identify?

Answered: 45 Skipped: 0

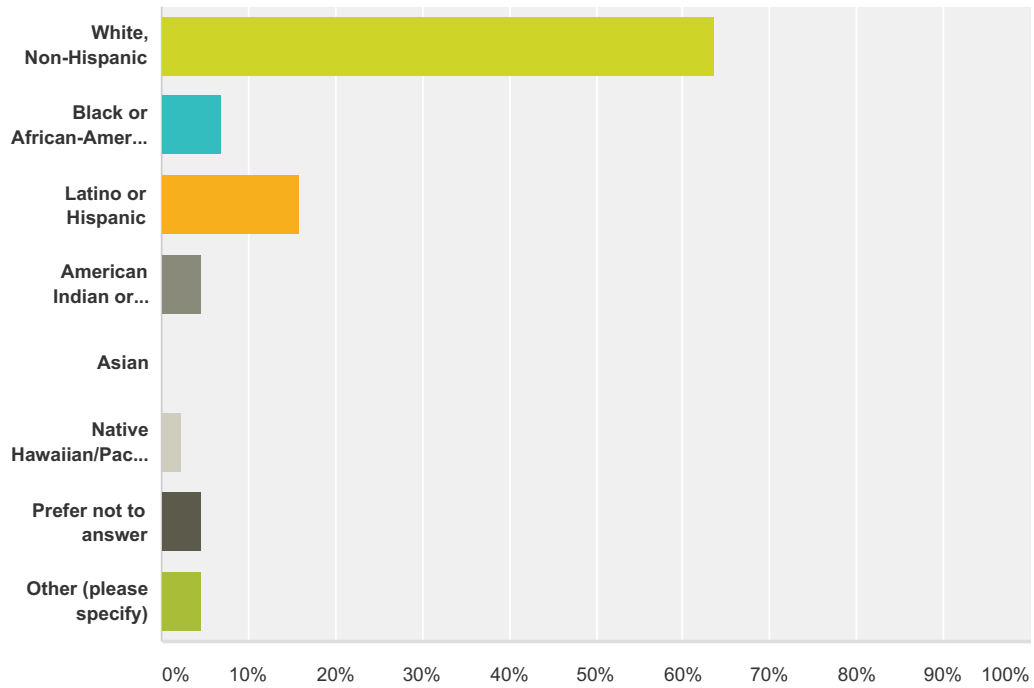


Answer Choices	Responses	
Female	80.00%	36
Male	20.00%	9
Transgender	0.00%	0
Prefer not to answer	0.00%	0
Other (please specify)	0.00%	0
Total		45

#	Other (please specify)	Date
	There are no responses.	

Q4 What is your race/ethnic origin?

Answered: 44 Skipped: 1

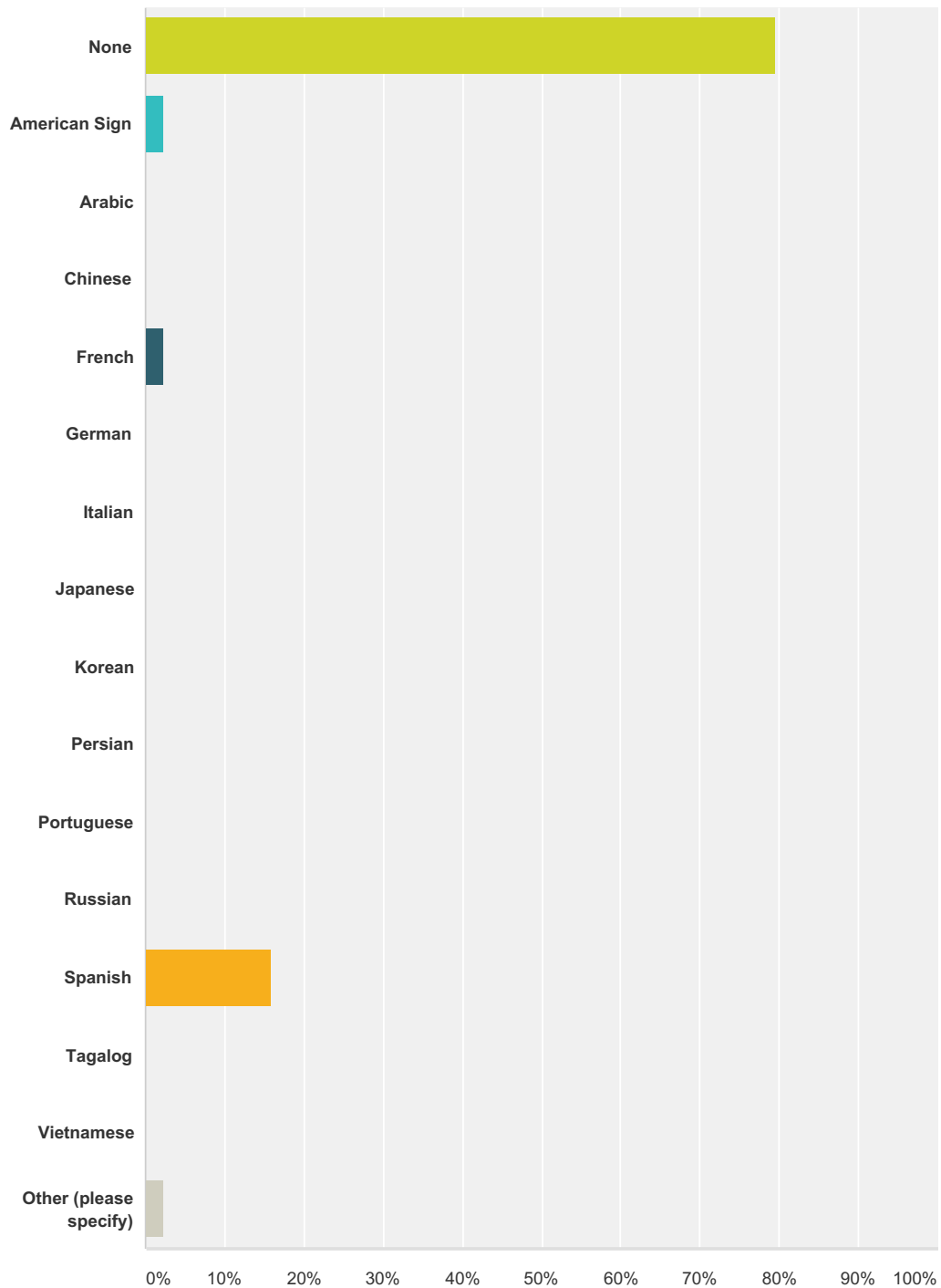


Answer Choices	Responses
White, Non-Hispanic	63.64% 28
Black or African-American	6.82% 3
Latino or Hispanic	15.91% 7
American Indian or Alaskan Native	4.55% 2
Asian	0.00% 0
Native Hawaiian/Pacific Islander	2.27% 1
Prefer not to answer	4.55% 2
Other (please specify)	4.55% 2
Total Respondents: 44	

#	Other (please specify)	Date
1	Portuguese	1/16/2015 11:00 AM
2	White hispanic	1/16/2015 10:46 AM

Q5 What language(s) do you speak in addition to English? (Check all that apply)

Answered: 44 Skipped: 1



Answer Choices	Responses
None	79.55% 35
American Sign	2.27% 1

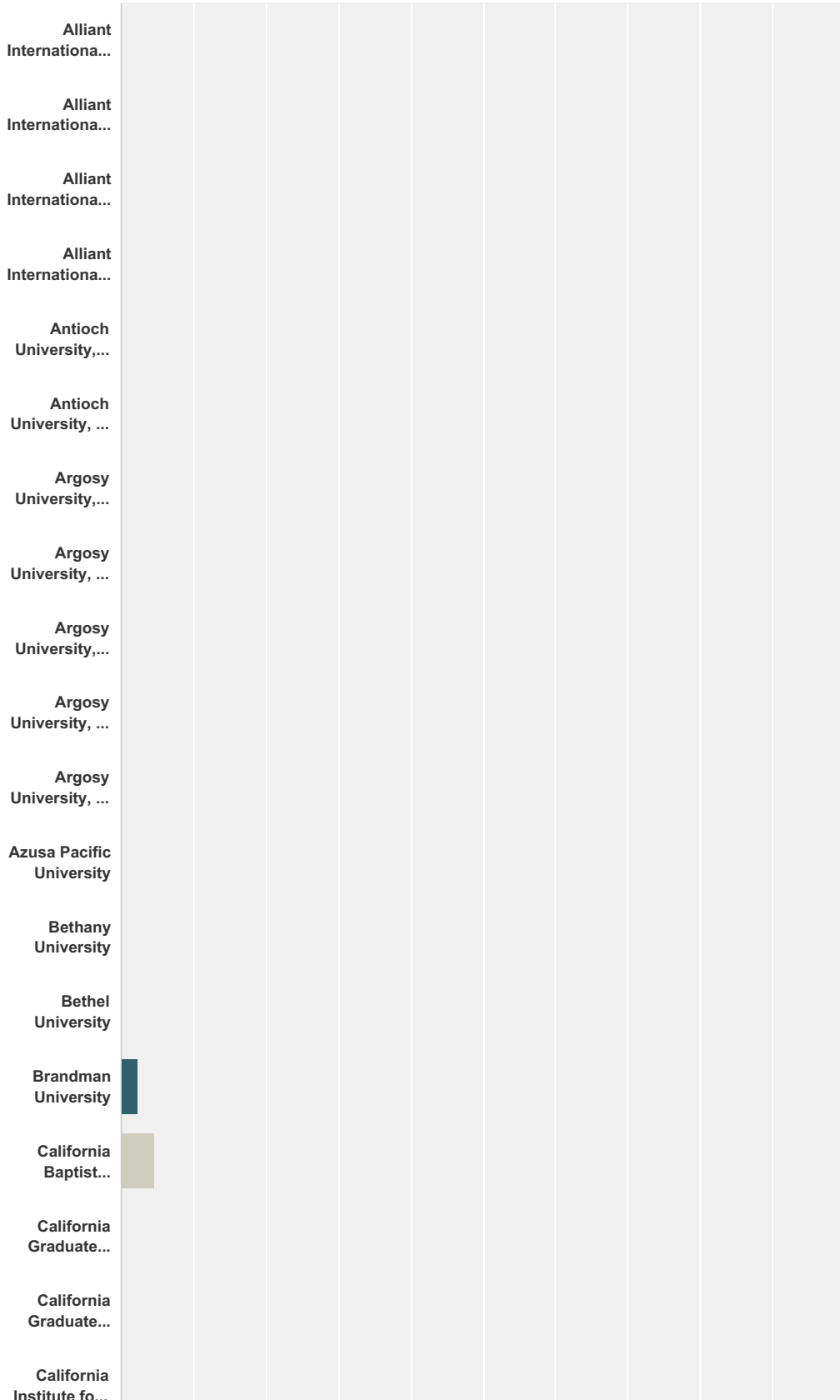
Demographic Survey - Prelicensed

Arabic	0.00%	0
Chinese	0.00%	0
French	2.27%	1
German	0.00%	0
Italian	0.00%	0
Japanese	0.00%	0
Korean	0.00%	0
Persian	0.00%	0
Portuguese	0.00%	0
Russian	0.00%	0
Spanish	15.91%	7
Tagalog	0.00%	0
Vietnamese	0.00%	0
Other (please specify)	2.27%	1
Total Respondents: 44		

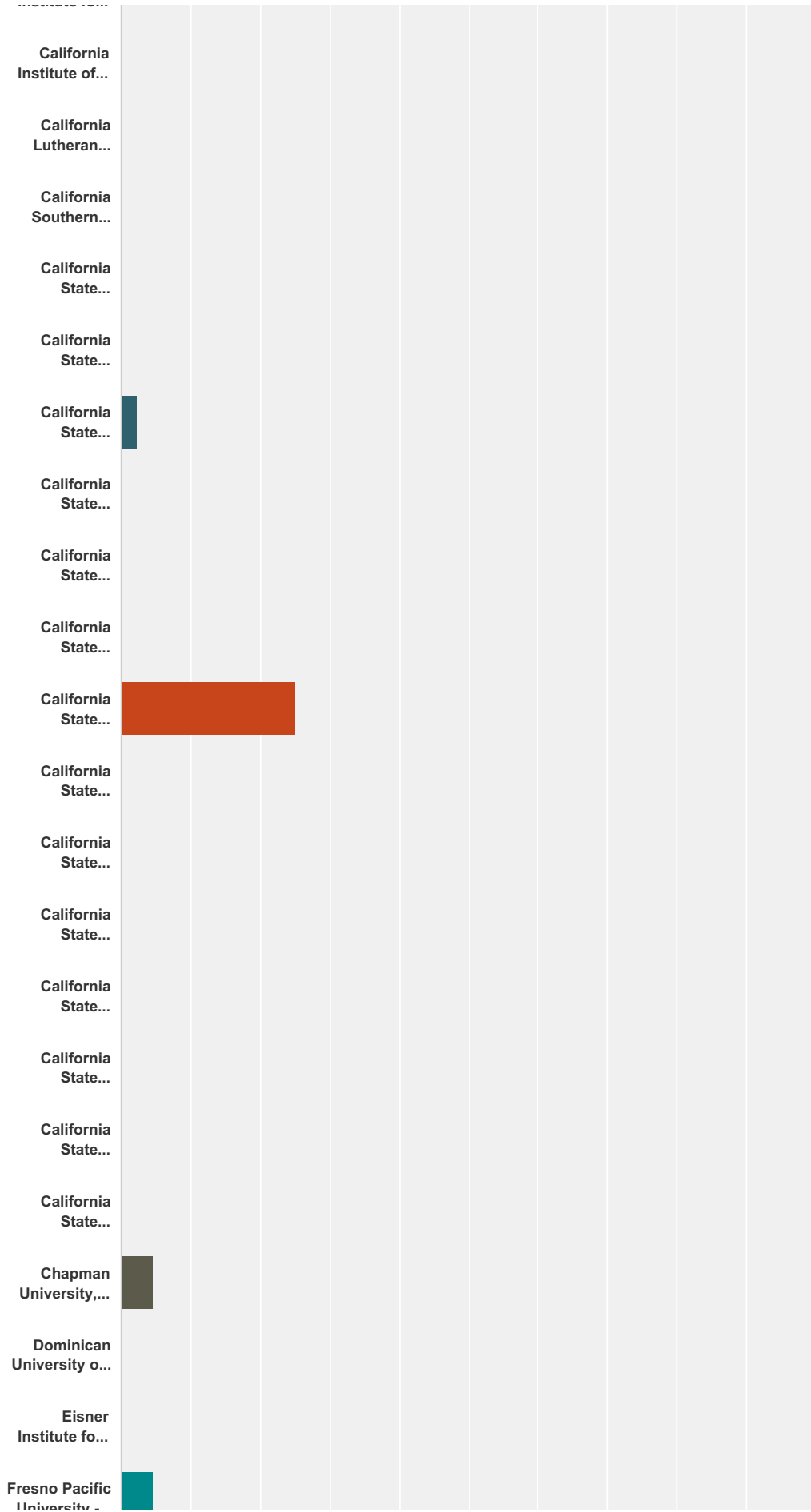
#	Other (please specify)	Date
1	Rudimentart	1/16/2015 10:46 AM

Q6 Which graduate school do/did you attend?

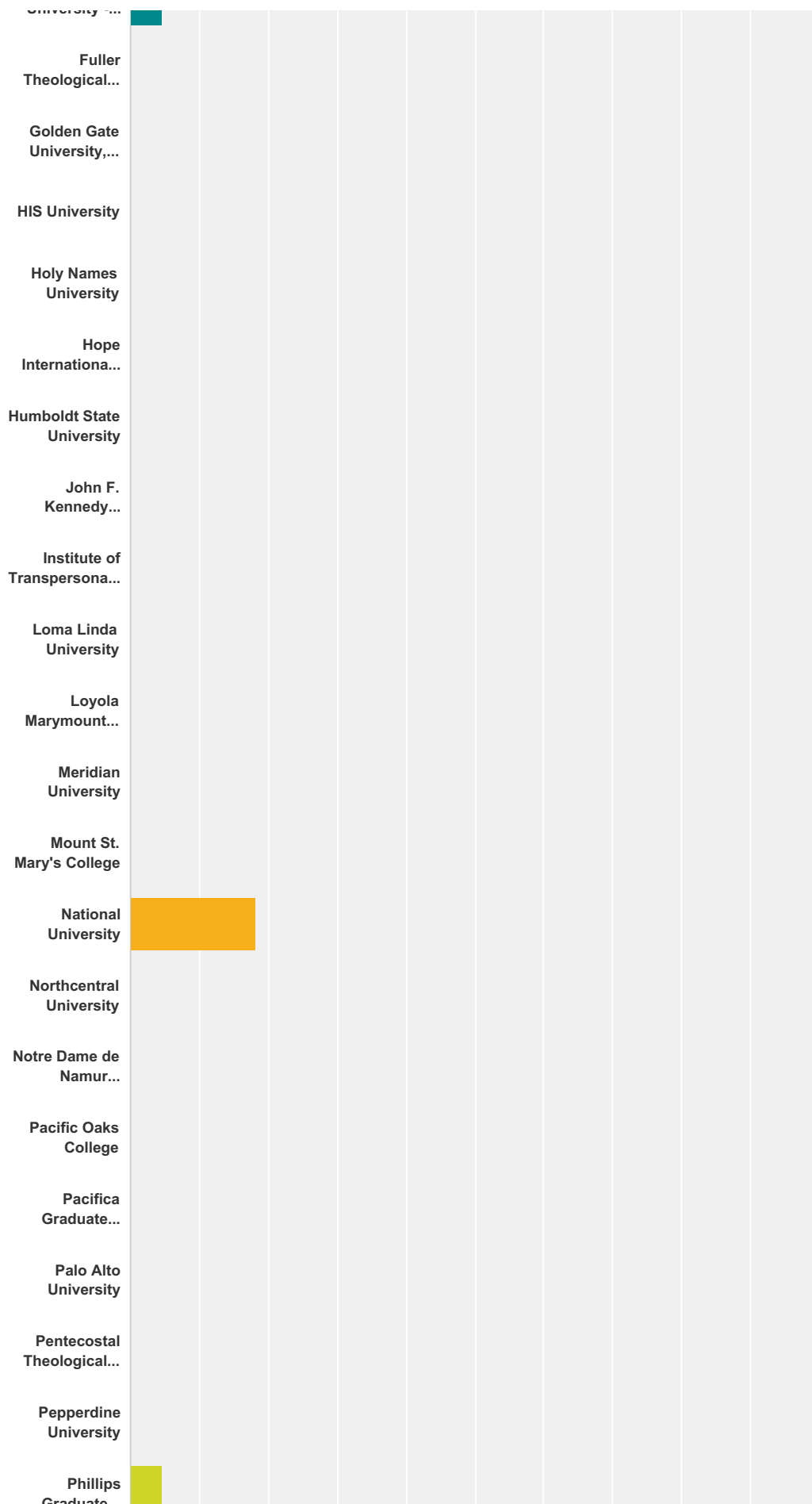
Answered: 44 Skipped: 1



Demographic Survey - Prelicensed



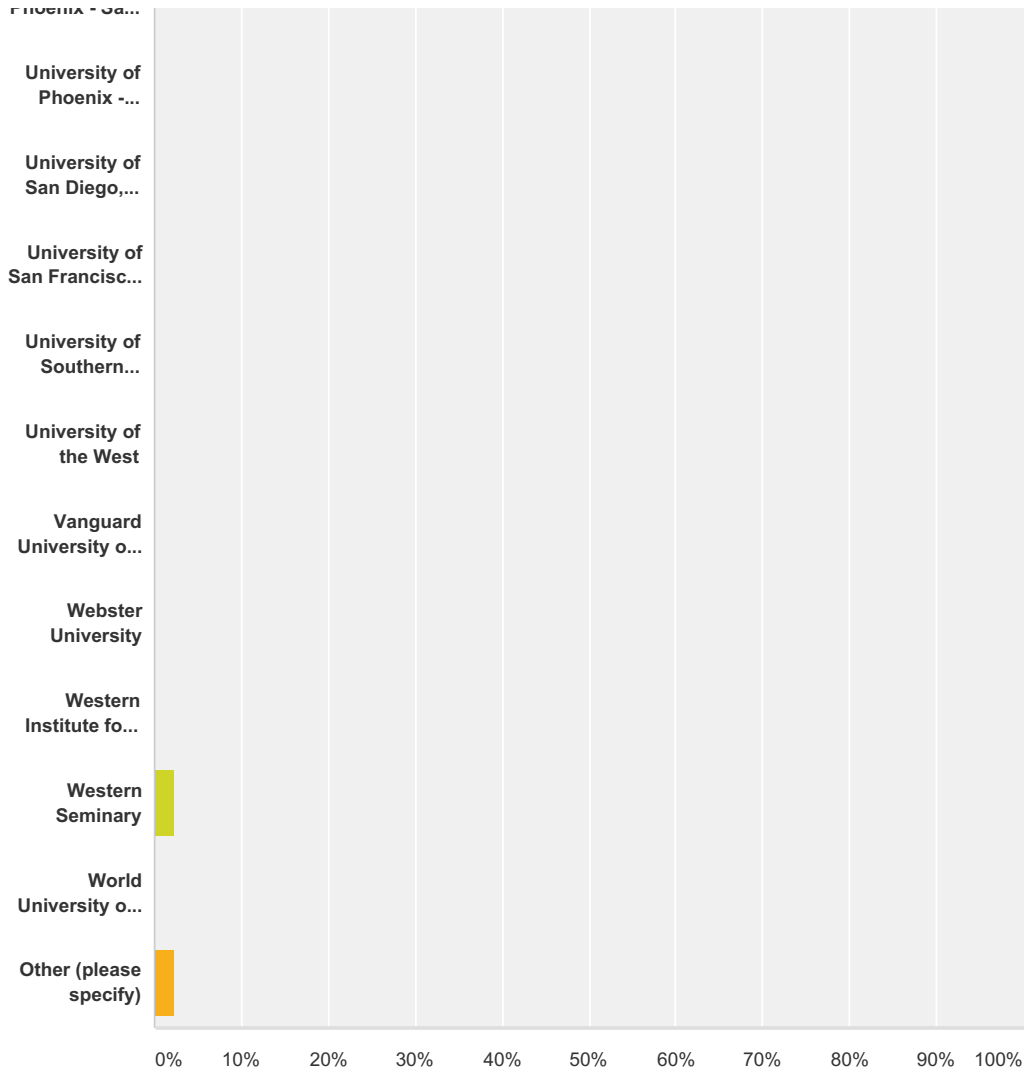
Demographic Survey - Prelicensed



Demographic Survey - Prelicensed



Demographic Survey - Prelicensed



Answer Choices	Responses
Alliant International University, Irvine	0.00% 0
Alliant International University, Los Angeles	0.00% 0
Alliant International University, Sacramento	0.00% 0
Alliant International University, San Diego	0.00% 0
Antioch University, Santa Barbara	0.00% 0
Antioch University, Los Angeles	0.00% 0
Argosy University, Inland Empire Campus	0.00% 0
Argosy University, Los Angeles Campus	0.00% 0
Argosy University, Orange County Campus	0.00% 0
Argosy University, San Diego Campus	0.00% 0
Argosy University, San Francisco Bay Area Campus (Alameda)	0.00% 0
Azusa Pacific University	0.00% 0

Demographic Survey - Prelicensed

Bethany University	0.00%	0
Bethel University	0.00%	0
Brandman University	2.27%	1
California Baptist University	4.55%	2
California Graduate Institute of The Chicago School of Professional Psychology, Irvine	0.00%	0
California Graduate Institute of the Chicago School of Professional Psychology, Westwood	0.00%	0
California Institute for Human Science	0.00%	0
California Institute of Integral Studies	0.00%	0
California Lutheran University	0.00%	0
California Southern University	0.00%	0
California State Polytechnic University, Pomona	0.00%	0
California State Polytechnic University, San Luis Obispo, Psychology and Human Development Dept.	0.00%	0
California State University, Bakersfield, Counseling Psychology Program	2.27%	1
California State University, Chico	0.00%	0
California State University, Dominguez Hills	0.00%	0
California State University, East Bay	0.00%	0
California State University, Fresno, Dept. of Counseling and Special Education	25.00%	11
California State University, Fullerton, Department of Counseling, Department of Psychology	0.00%	0
California State University, Long Beach	0.00%	0
California State University, Los Angeles, Charter College of Education	0.00%	0
California State University, Northridge, Department of Educational Psychology & Counseling	0.00%	0
California State University, Sacramento, Department of Counselor Education, Department of Psychology	0.00%	0
California State University, San Bernardino, Department of Psychology	0.00%	0
California State University, Stanislaus	0.00%	0
Chapman University, Orange	4.55%	2
Dominican University of California	0.00%	0
Eisner Institute for Professional Studies	0.00%	0
Fresno Pacific University - MB Biblical Seminary	4.55%	2
Fuller Theological Seminary	0.00%	0
Golden Gate University, Department of Psychology	0.00%	0
HIS University	0.00%	0
Holy Names University	0.00%	0
Hope International University	0.00%	0
Humboldt State University	0.00%	0
John F. Kennedy University	0.00%	0

Demographic Survey - Prelicensed

Institute of Transpersonal Psychology	0.00%	0
Loma Linda University	0.00%	0
Loyola Marymount University	0.00%	0
Meridian University	0.00%	0
Mount St. Mary's College	0.00%	0
National University	18.18%	8
Northcentral University	0.00%	0
Notre Dame de Namur University	0.00%	0
Pacific Oaks College	0.00%	0
Pacifica Graduate Institute	0.00%	0
Palo Alto University	0.00%	0
Pentecostal Theological Seminary	0.00%	0
Pepperdine University	0.00%	0
Phillips Graduate Institute	4.55%	2
Professional School of Psychology	0.00%	0
Ryokan College	0.00%	0
San Diego State University	0.00%	0
San Diego University for Integrative Studies	0.00%	0
San Francisco State University, College of Health and Human Services	0.00%	0
San Jose State University	0.00%	0
Santa Barbara Graduate Institute	0.00%	0
Santa Clara University, Counseling Psychology	0.00%	0
Saybrook University	0.00%	0
Simpson University	0.00%	0
Sonoma State University	0.00%	0
Southern California Seminary	0.00%	0
St. Mary's College of California	0.00%	0
The Chicago School of Professional Psychology, Los Angeles	2.27%	1
The Wright Institute	0.00%	0
Trinity College of Graduate Studies	0.00%	0
University of La Verne	0.00%	0
University of Phoenix - Bay Area Campus	0.00%	0
University of Phoenix - Central Valley Campus	25.00%	11
University of Phoenix - Sacramento Campus	2.27%	1
University of Phoenix - San Diego Campus	0.00%	0

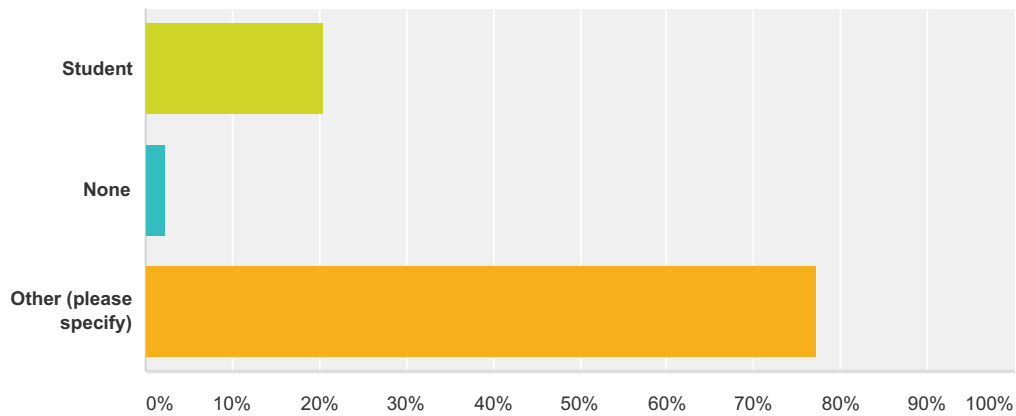
Demographic Survey - Prelicensed

University of Phoenix - Southern California Campus	0.00%	0
University of San Diego, School of Leadership and Education Sciences - MFT Program	0.00%	0
University of San Francisco, School of Education	0.00%	0
University of Southern California	0.00%	0
University of the West	0.00%	0
Vanguard University of Southern California	0.00%	0
Webster University	0.00%	0
Western Institute for Social Research	0.00%	0
Western Seminary	2.27%	1
World University of America	0.00%	0
Other (please specify)	2.27%	1
Total		44

#	Other (please specify)	Date
1	City University	1/19/2015 4:18 PM

Q7 What was your career before studying/training to become an LMFT?

Answered: 44 Skipped: 1



Answer Choices	Responses
Student	20.45% 9
None	2.27% 1
Other (please specify)	77.27% 34
Total	44

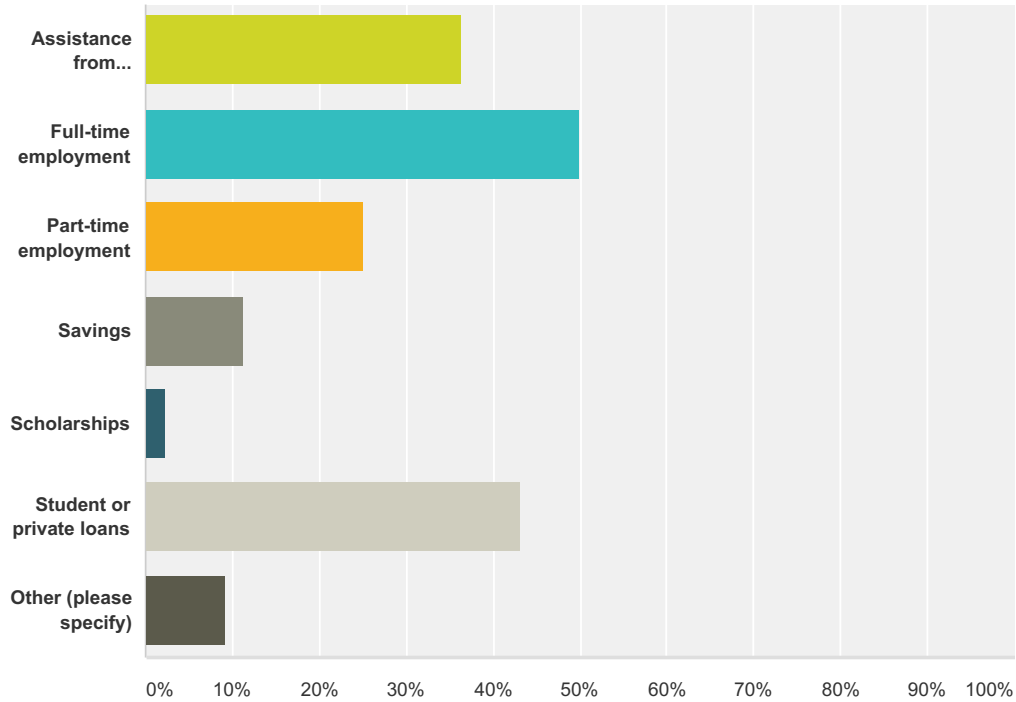
#	Other (please specify)	Date
1	Teacher	2/6/2015 9:16 AM
2	Ministry	2/5/2015 7:48 PM
3	education	2/5/2015 1:26 PM
4	Administrative Assistant	2/4/2015 11:01 AM
5	Mental Health Therapist - Intern	1/27/2015 2:01 PM
6	Admin Assistant	1/26/2015 7:06 AM
7	Corrections	1/24/2015 11:47 AM
8	DASA and nationally certified substance abuse professional	1/19/2015 4:26 PM
9	U.S. Air Force and Local Government Buyer	1/19/2015 9:34 AM
10	health care	1/18/2015 12:20 PM
11	Life Coach	1/17/2015 11:14 PM
12	coach/ instructional aide	1/16/2015 5:52 PM
13	Retail Manager	1/16/2015 4:17 PM
14	Military Retiree and Healthcare Administration/Policy	1/16/2015 3:05 PM
15	Office work	1/16/2015 11:03 AM
16	Registered nurse	1/16/2015 10:50 AM
17	Licensed Tax preparer, Notary Public, bookkeeper, US Postal carrier (rural route only)	1/16/2015 10:46 AM
18	Licensed Psychiatric Technician	1/16/2015 10:36 AM

Demographic Survey - Prelicensed

19	retail	1/16/2015 9:07 AM
20	Law Enforcement	1/16/2015 7:45 AM
21	Case Manager	1/16/2015 6:24 AM
22	Retail Management	1/15/2015 11:56 PM
23	Paramedic-law enforcement	1/15/2015 11:09 PM
24	Lab Tech	1/15/2015 10:44 PM
25	Business owner/manager	1/15/2015 6:52 PM
26	Senior substance abuse specialist	1/15/2015 5:24 PM
27	Youth Crisis Counselor	1/15/2015 5:05 PM
28	U S postal service	1/15/2015 4:17 PM
29	Teacher	1/15/2015 4:01 PM
30	Substance Abuse Specialist	1/15/2015 3:52 PM
31	Music	1/15/2015 3:34 PM
32	School Psychologist	1/15/2015 2:54 PM
33	Substance Abuse Specialist	1/15/2015 2:51 PM
34	Musician	1/15/2015 2:38 PM

Q8 How are you financially supporting yourself through your graduate program and beyond? (Check all that apply)

Answered: 44 Skipped: 1

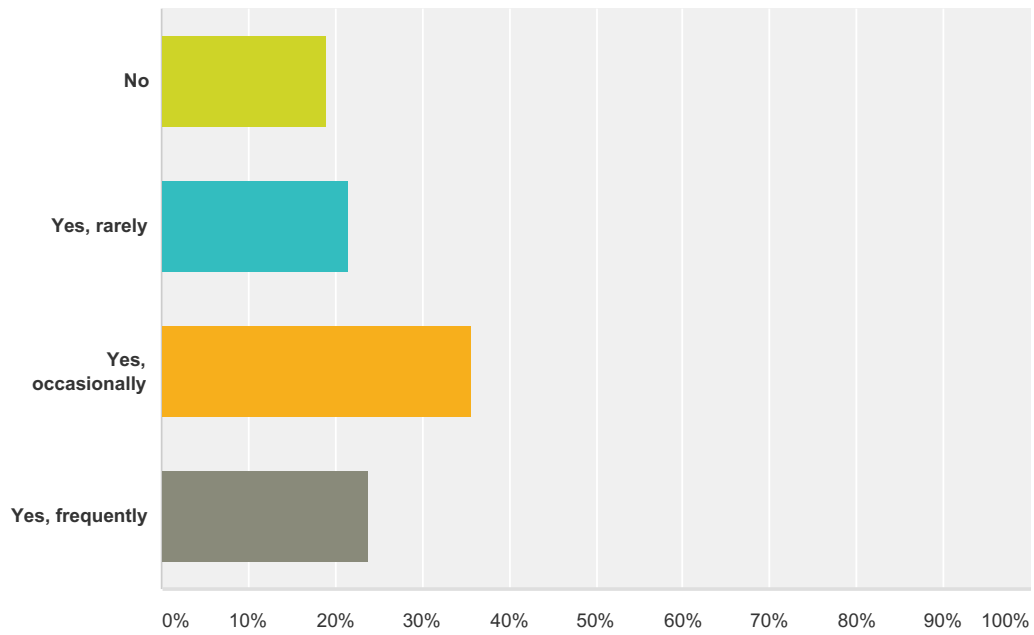


Answer Choices	Responses
Assistance from spouse/partner/family	36.36% 16
Full-time employment	50.00% 22
Part-time employment	25.00% 11
Savings	11.36% 5
Scholarships	2.27% 1
Student or private loans	43.18% 19
Other (please specify)	9.09% 4
Total Respondents: 44	

#	Other (please specify)	Date
1	government assistance	1/16/2015 4:17 PM
2	SSDI	1/16/2015 10:50 AM
3	unemployed	1/16/2015 10:36 AM
4	Wife's income	1/15/2015 4:01 PM

Q9 Within the last two years, have you received personal psychotherapy?

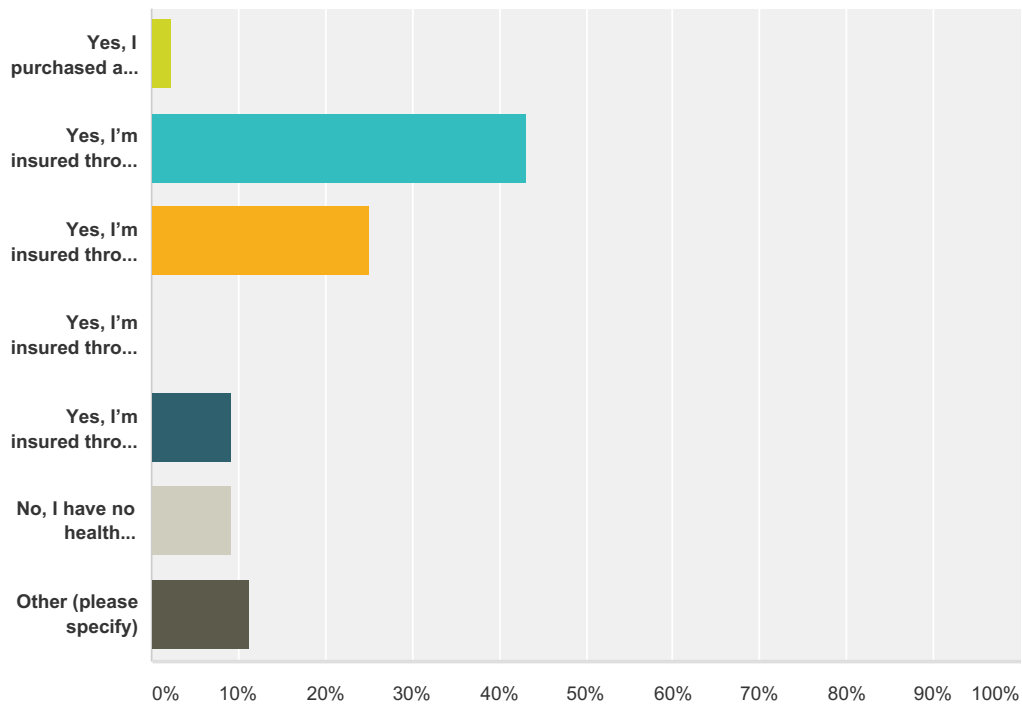
Answered: 42 Skipped: 3



Answer Choices	Responses	
No	19.05%	8
Yes, rarely	21.43%	9
Yes, occasionally	35.71%	15
Yes, frequently	23.81%	10
Total		42

Q10 Do you have health insurance for your personal medical care?

Answered: 44 Skipped: 1

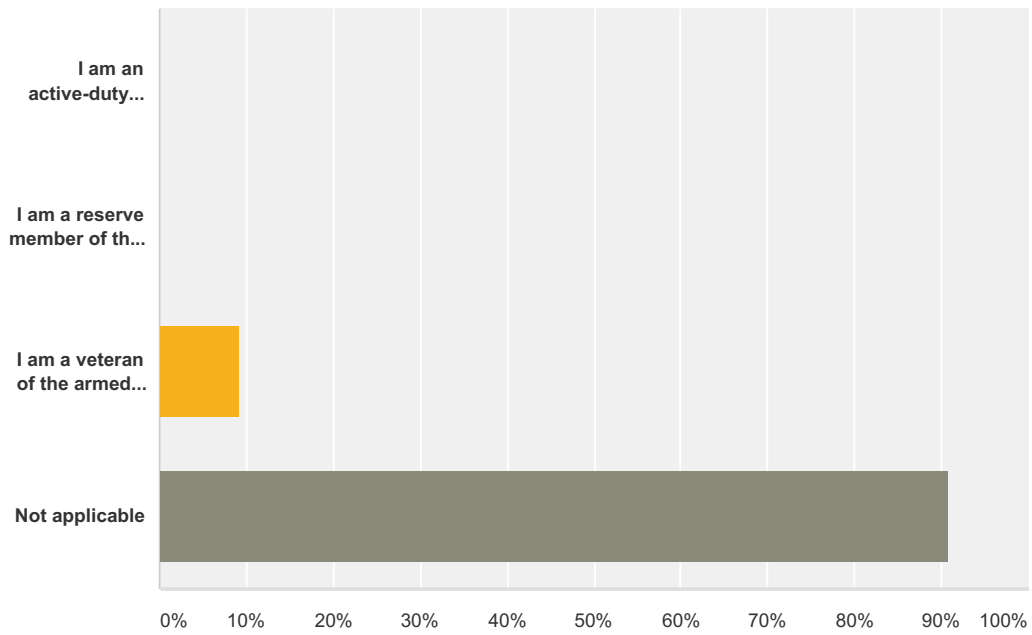


Answer Choices	Responses
Yes, I purchased a private plan	2.27% 1
Yes, I'm insured through my employer	43.18% 19
Yes, I'm insured through my spouse/partner	25.00% 11
Yes, I'm insured through CAMFT's guaranteed issue health plan	0.00% 0
Yes, I'm insured through Covered California	9.09% 4
No, I have no health insurance	9.09% 4
Other (please specify)	11.36% 5
Total	44

#	Other (please specify)	Date
1	Military Retirement Healthcare Coverage	1/19/2015 9:34 AM
2	Military Retiree Health Plan	1/16/2015 3:05 PM
3	MediCare as primary	1/16/2015 10:50 AM
4	health plan through pension, free	1/16/2015 10:36 AM
5	medi-cal	1/15/2015 5:05 PM

Q11 Are you a member of the armed forces?

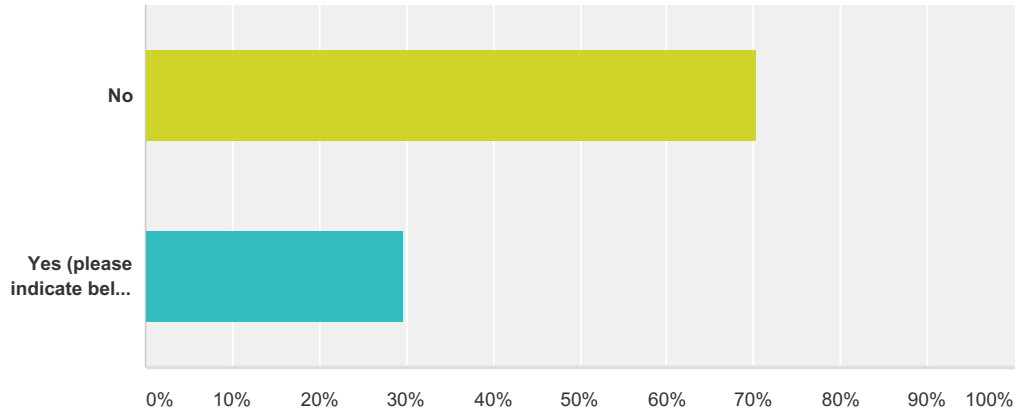
Answered: 44 Skipped: 1



Answer Choices	Responses
I am an active-duty member of the armed forces	0.00% 0
I am a reserve member of the armed forces	0.00% 0
I am a veteran of the armed forces	9.09% 4
Not applicable	90.91% 40
Total	44

Q12 Are you considering LPCC licensure?

Answered: 44 Skipped: 1

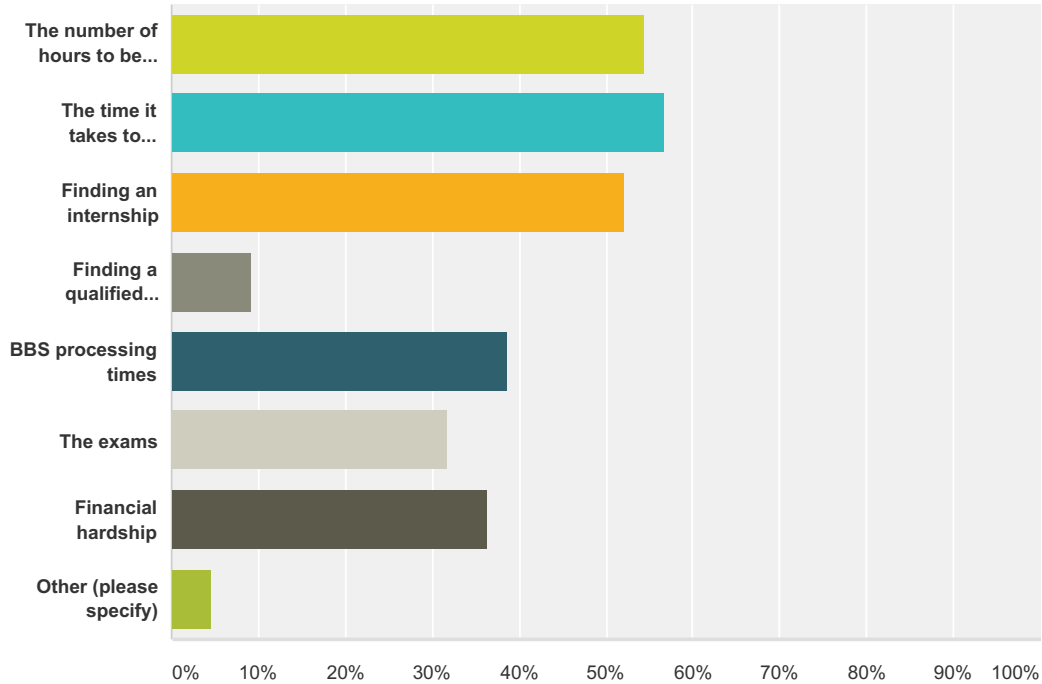


Answer Choices	Responses
No	70.45% 31
Yes (please indicate below why you are seeking dual licensure)	29.55% 13
Total	44

#	Yes (please indicate below why you are seeking dual licensure)	Date
1	Portability	2/6/2015 9:16 AM
2	I may want to move to another state.	2/5/2015 7:48 PM
3	experience	2/4/2015 10:54 AM
4	in case I move to a state that doesn't recognize LMFT	1/24/2015 11:47 AM
5	Difficulty obtaining auth to test for MFT licensure (BBS had app 10+ months to review)....very long stroy ongoing	1/19/2015 4:26 PM
6	To be able to seek employment outside of my State of California	1/19/2015 9:34 AM
7	Employment opportunity enhancement	1/16/2015 10:50 AM
8	Marketability	1/15/2015 11:56 PM
9	CADC II	1/15/2015 3:52 PM
10	I'm not interested in working with children	1/15/2015 3:18 PM
11	I have all of the course requirements met and I have heard it was a good idea to obtain both LMFT and LPCC licensure.	1/15/2015 3:08 PM
12	Options in terms of working in other states	1/15/2015 2:54 PM
13	If the opportunity presents itself, to more easily relocate to another state.	1/15/2015 2:40 PM

Q13 What do you consider to be the three most challenging aspects of the road to licensure?

Answered: 44 Skipped: 1



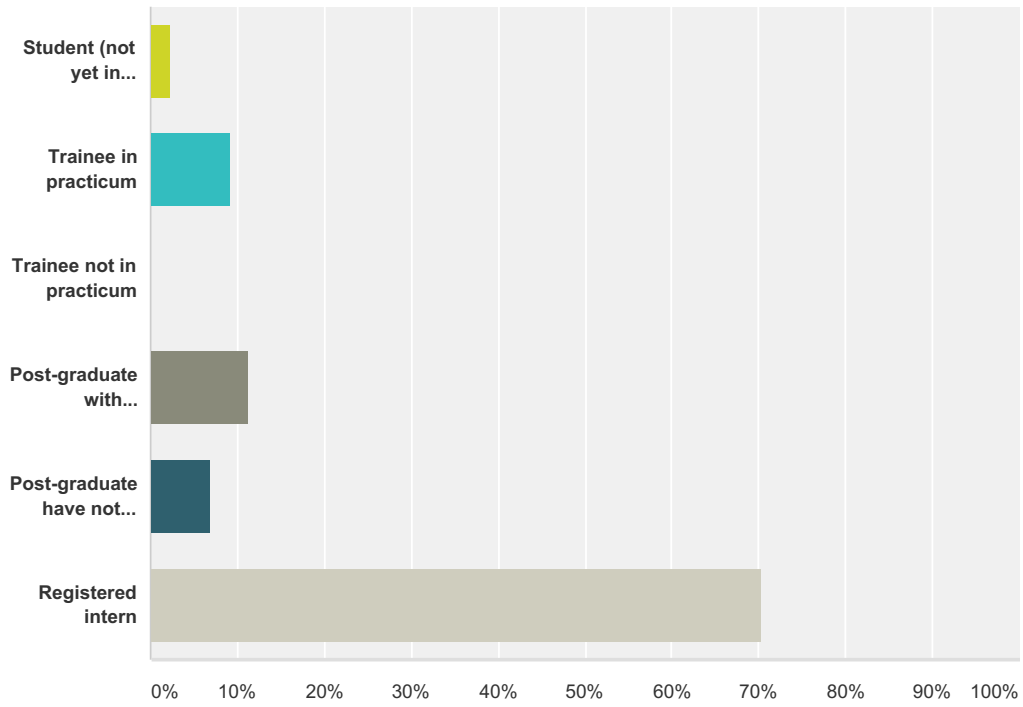
Answer Choices	Responses
The number of hours to be collected	54.55% 24
The time it takes to collect the required hours	56.82% 25
Finding an internship	52.27% 23
Finding a qualified supervisor	9.09% 4
BBS processing times	38.64% 17
The exams	31.82% 14
Financial hardship	36.36% 16
Other (please specify)	4.55% 2
Total Respondents: 44	

#	Other (please specify)	Date
1	out of state 70 credit grad degree (12.31.04--counseling psych), but with all 250 face to face hours done in CALIF; and, BBS requirement for 3rd practicum and until 2011 no University would allow me to take just a practicum class??? Which, finally CSUB accepted me in 2011; finished; did my 3004 hours and submitted licensure packet--and still a challenge, as of today!	1/19/2015 4:26 PM
2	trying to balance raising children and completing my hours	1/15/2015 5:05 PM

Demographic Survey - Prelicensed

Q14 I am a:

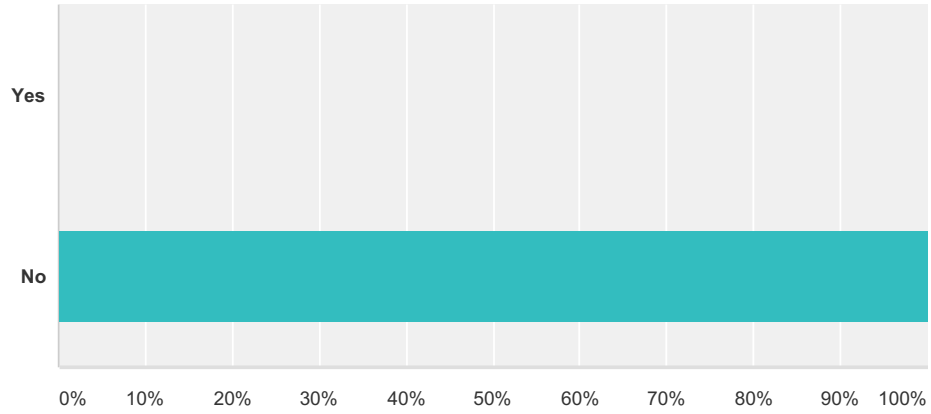
Answered: 44 Skipped: 1



Answer Choices	Responses
Student (not yet in practicum)	2.27% 1
Trainee in practicum	9.09% 4
Trainee not in practicum	0.00% 0
Post-graduate with registration pending	11.36% 5
Post-graduate have not applied for registration	6.82% 3
Registered intern	70.45% 31
Total	44

Q15 Do you know about CAMFT's free professional liability insurance for graduate student members?

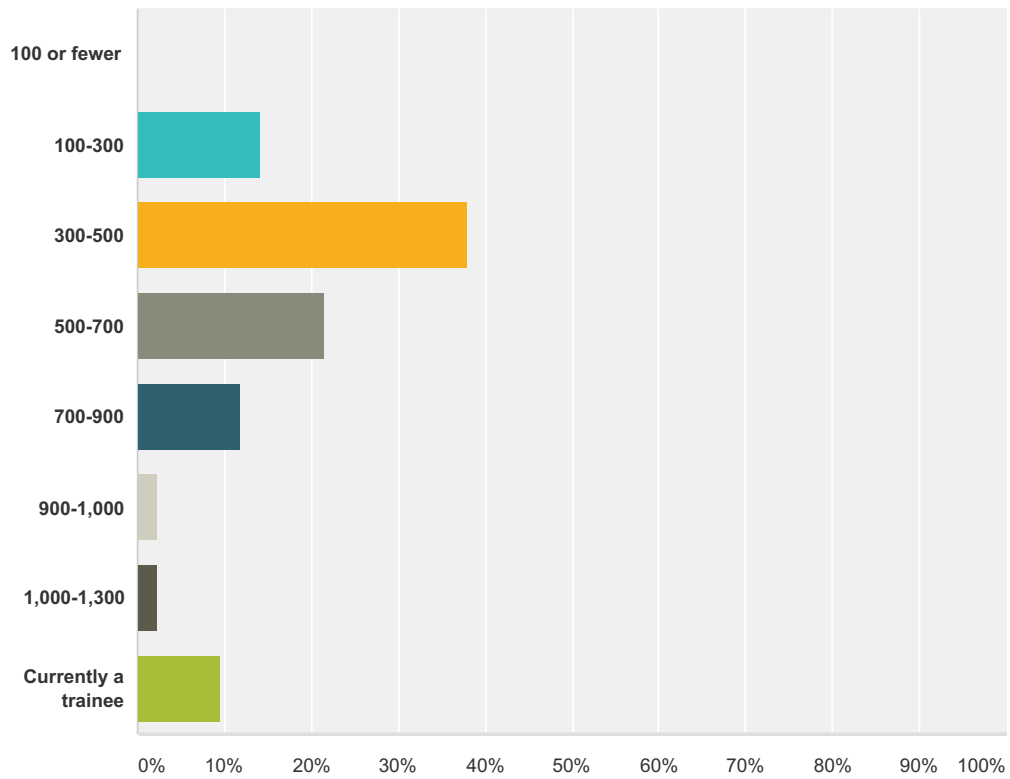
Answered: 1 Skipped: 44



Answer Choices	Responses
Yes	0.00% 0
No	100.00% 1
Total	1

Q16 How many hours did you gain pre-degree (i.e., while a trainee)?

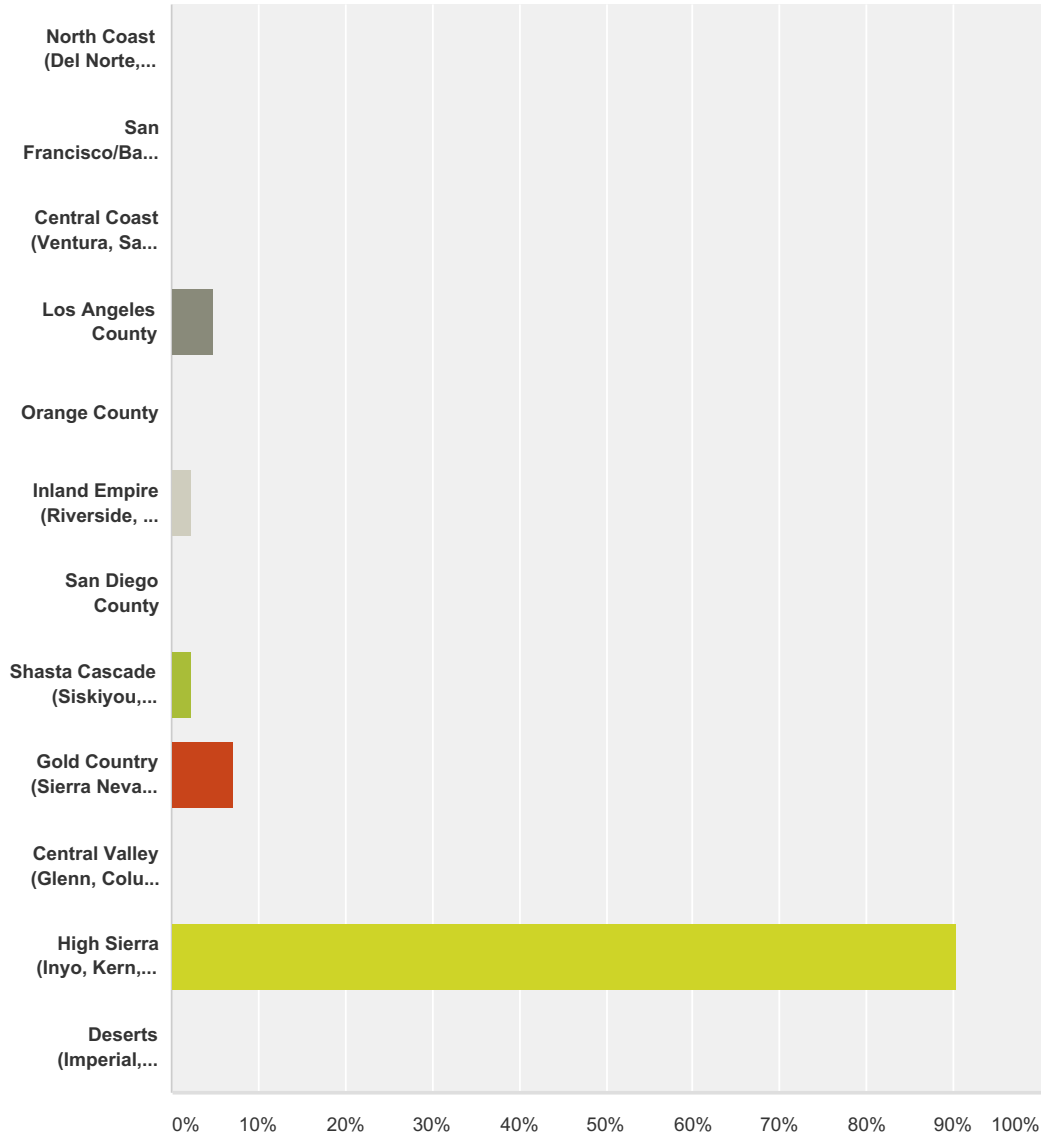
Answered: 42 Skipped: 3



Answer Choices	Responses
100 or fewer	0.00% 0
100-300	14.29% 6
300-500	38.10% 16
500-700	21.43% 9
700-900	11.90% 5
900-1,000	2.38% 1
1,000-1,300	2.38% 1
Currently a trainee	9.52% 4
Total	42

Q17 In which California region/county do you provide marriage and family therapy services under supervision? (Check all that apply)

Answered: 42 Skipped: 3



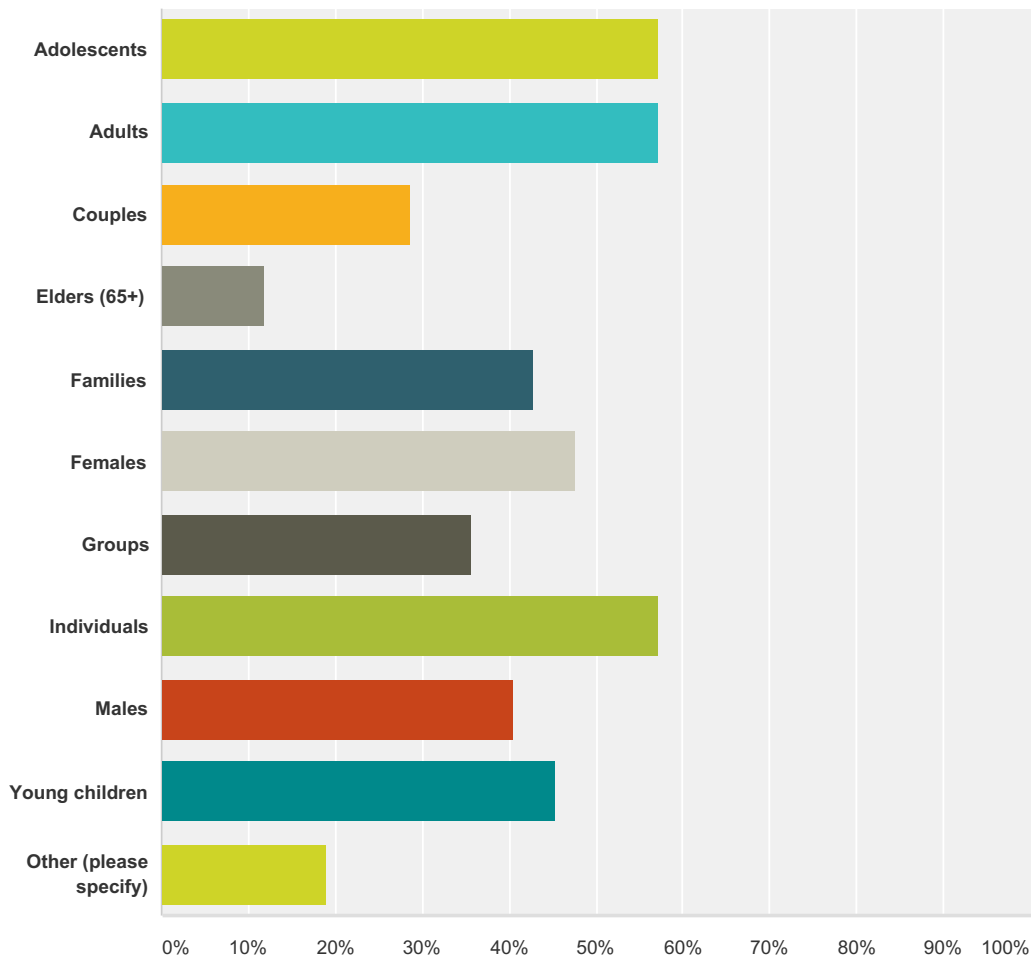
Answer Choices	Responses
North Coast (Del Norte, Humboldt, Mendocino, Sonoma, Lake)	0.00% 0
San Francisco/Bay Area (San Francisco, Marin, Contra Costa, San Mateo, Alameda, Santa Cruz, Santa Clara, Oakland, Berkeley)	0.00% 0
Central Coast (Ventura, Santa Barbara, San Luis Obispo, Monterey, San Benito)	0.00% 0
Los Angeles County	4.76% 2
Orange County	0.00% 0

Demographic Survey - Prelicensed

Inland Empire (Riverside, San Bernardino)	2.38%	1
San Diego County	0.00%	0
Shasta Cascade (Siskiyou, Modoc, Shasta, Lassen, Tehama, Plumas, Butte, Glenn, Trinity)	2.38%	1
Gold Country (Sierra Nevada, Placer, Yuba, El Dorado, Fresno, Mariposa, Tuolumne, Calaveras, Amador, Sacramento, Sutter)	7.14%	3
Central Valley (Glenn, Colusa, Yolo, Solano, San Joaquin, Sacramento, Stanislaus, Merced, Madera)	0.00%	0
High Sierra (Inyo, Kern, Tulare, Fresno, Madera, Mariposa, Mono, Yuba, Alpine, Tuolumne, Calaveras)	90.48%	38
Deserts (Imperial, Riverside, San Bernardino)	0.00%	0
Total Respondents: 42		

Q18 With which population of clients do you typically work? (Check all that apply)

Answered: 42 Skipped: 3



Answer Choices	Responses	Count
Adolescents	57.14%	24
Adults	57.14%	24
Couples	28.57%	12
Elders (65+)	11.90%	5
Families	42.86%	18
Females	47.62%	20
Groups	35.71%	15
Individuals	57.14%	24
Males	40.48%	17
Young children	45.24%	19

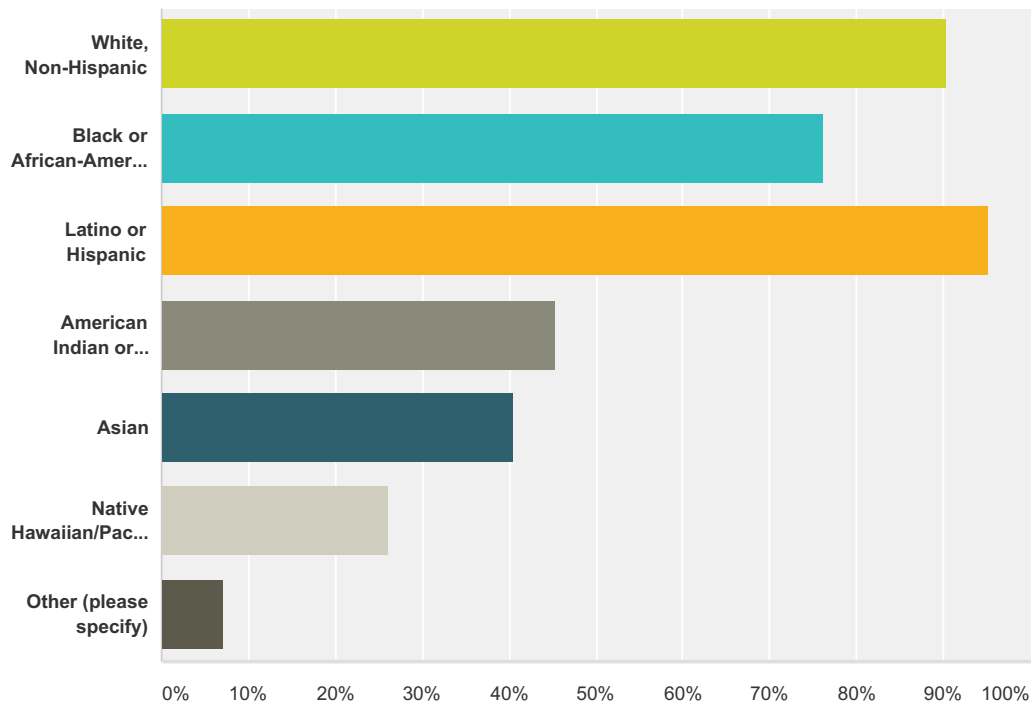
Demographic Survey - Prelicensed

Other (please specify)	19.05%	8
Total Respondents: 42		

#	Other (please specify)	Date
1	Incarcerated male juveniles	1/27/2015 2:03 PM
2	high risk youth and their families	1/19/2015 4:28 PM
3	LGBTQ	1/16/2015 4:22 PM
4	Transitional Age Youth (18 - 25)	1/16/2015 10:56 AM
5	It was adults, and the DD population of all ages	1/16/2015 9:11 AM
6	Male Parolees/Sex Offenders	1/15/2015 6:30 PM
7	Homeless population	1/15/2015 5:28 PM
8	Late Adolescents	1/15/2015 3:37 PM

Q19 Which cultures are represented by the patients you treat? (Check all that apply)

Answered: 42 Skipped: 3

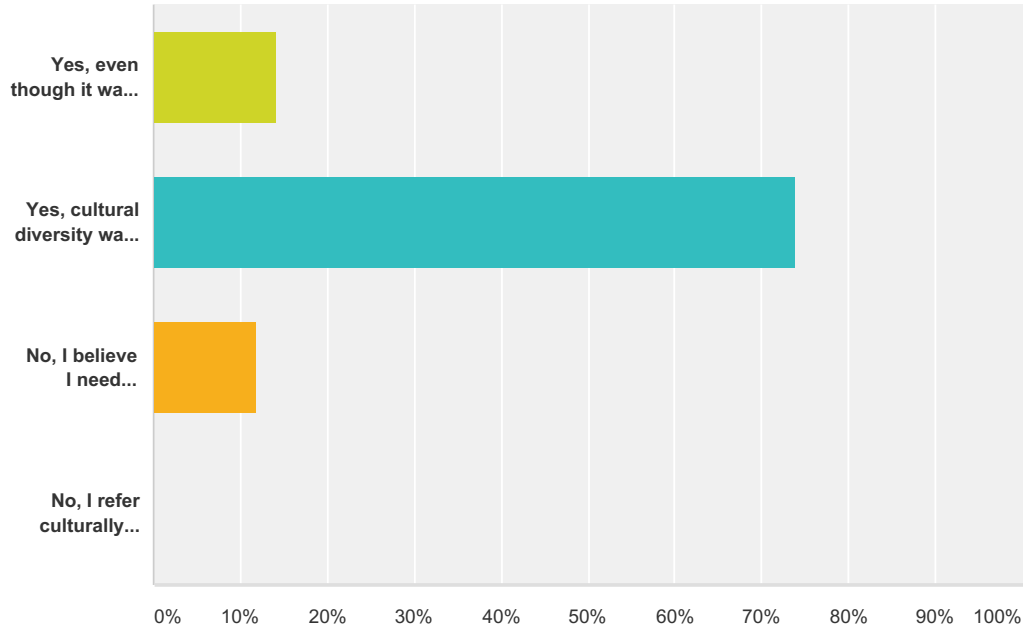


Answer Choices	Responses	
White, Non-Hispanic	90.48%	38
Black or African-American	76.19%	32
Latino or Hispanic	95.24%	40
American Indian or Alaskan Native	45.24%	19
Asian	40.48%	17
Native Hawaiian/Pacific Islander	26.19%	11
Other (please specify)	7.14%	3
Total Respondents: 42		

#	Other (please specify)	Date
1	All Cultures	1/27/2015 2:03 PM
2	Black, White, Hispanic, Asian, American Indian	1/15/2015 6:30 PM
3	LGBTQ	1/15/2015 2:54 PM

Q20 Do you believe you have sufficient educational training to treat culturally diverse patients?

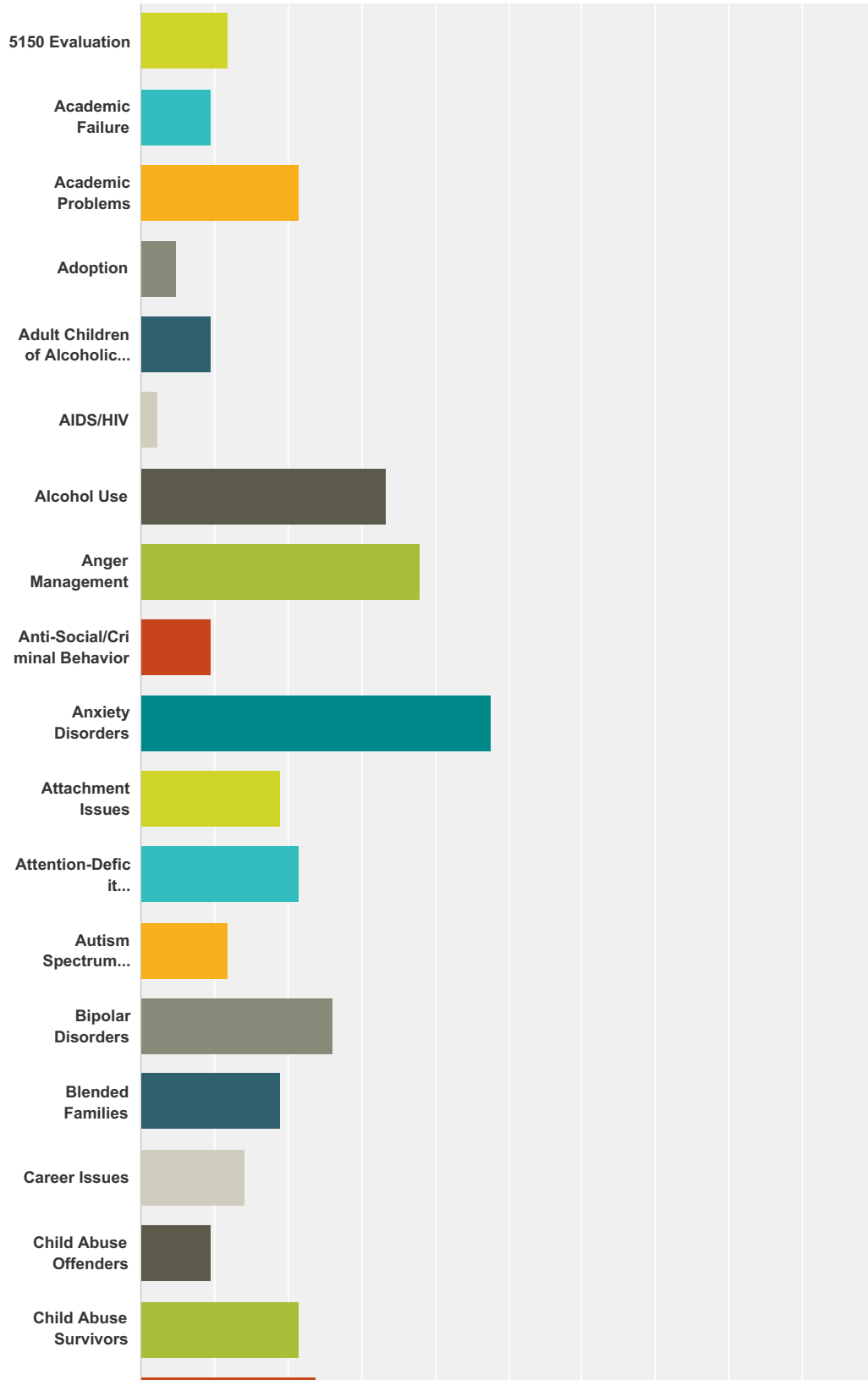
Answered: 42 Skipped: 3



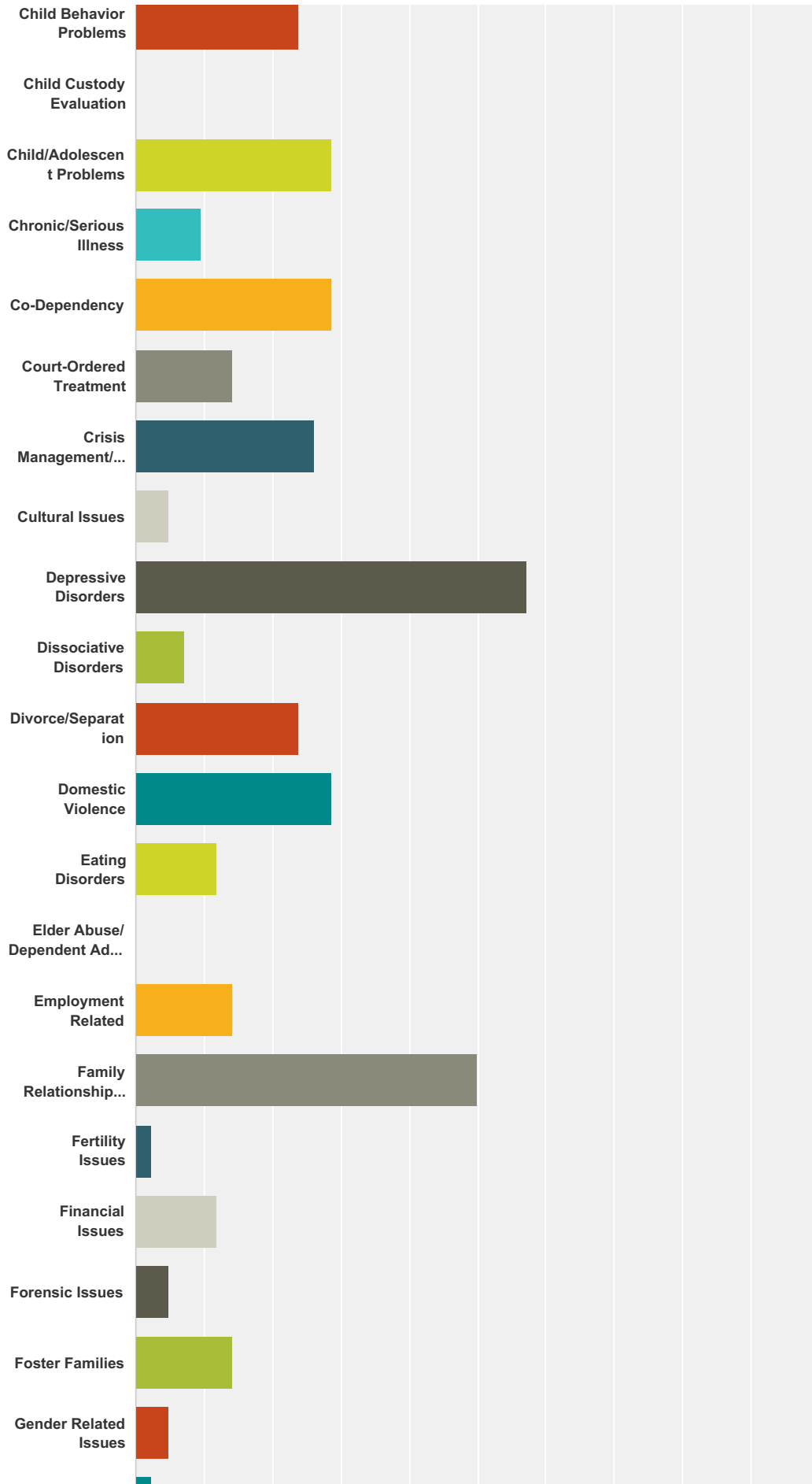
Answer Choices	Responses
Yes, even though it was not sufficiently addressed as a part of my education	14.29% 6
Yes, cultural diversity was adequately covered by my education	73.81% 31
No, I believe I need additional training to treat culturally diverse populations	11.90% 5
No, I refer culturally diverse patients to qualified therapists	0.00% 0
Total	42

**Q21 Which client issues do you work with?
(Please select up to 5 that you consider
yourself to specialize in, if applicable)**

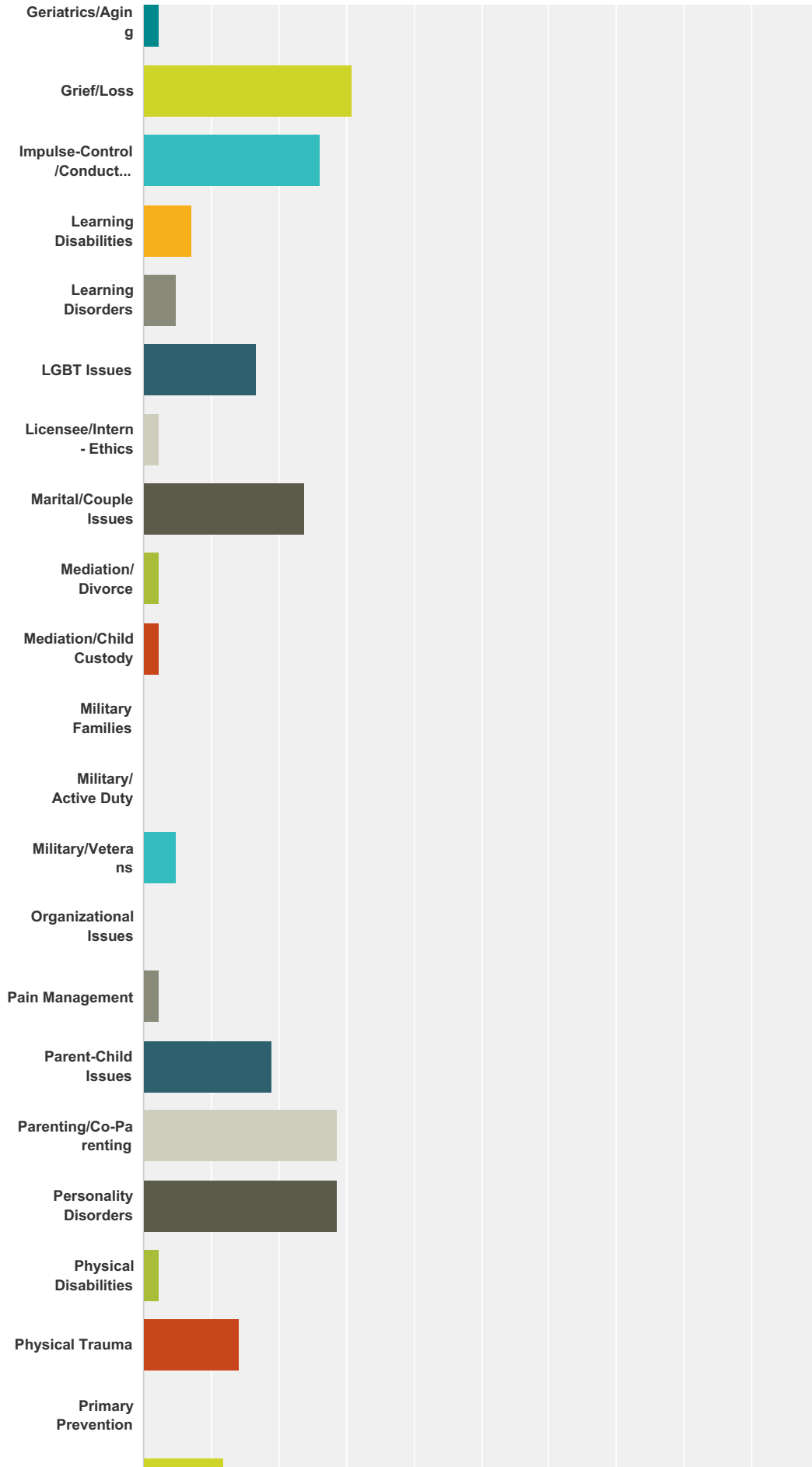
Answered: 42 Skipped: 3



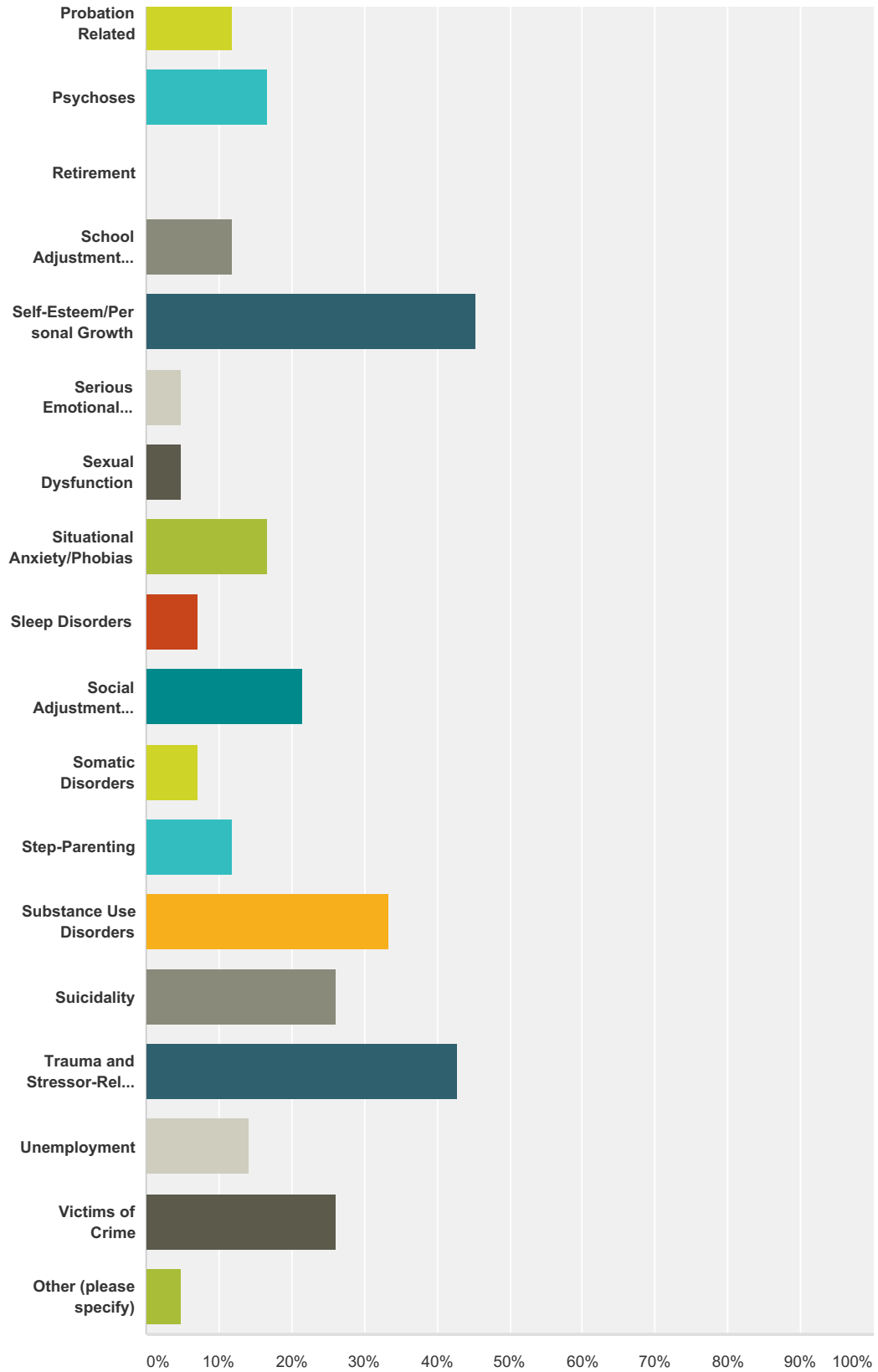
Demographic Survey - Prelicensed



Demographic Survey - Prelicensed



Demographic Survey - Prelicensed



Answer Choices	Responses
5150 Evaluation	11.90% 5
Academic Failure	9.52% 4

Demographic Survey - Prelicensed

Academic Problems	21.43%	9
Adoption	4.76%	2
Adult Children of Alcoholics (ACA)	9.52%	4
AIDS/HIV	2.38%	1
Alcohol Use	33.33%	14
Anger Management	38.10%	16
Anti-Social/Criminal Behavior	9.52%	4
Anxiety Disorders	47.62%	20
Attachment Issues	19.05%	8
Attention-Deficit Hyperactivity Disorder	21.43%	9
Autism Spectrum Disorders	11.90%	5
Bipolar Disorders	26.19%	11
Blended Families	19.05%	8
Career Issues	14.29%	6
Child Abuse Offenders	9.52%	4
Child Abuse Survivors	21.43%	9
Child Behavior Problems	23.81%	10
Child Custody Evaluation	0.00%	0
Child/Adolescent Problems	28.57%	12
Chronic/Serious Illness	9.52%	4
Co-Dependency	28.57%	12
Court-Ordered Treatment	14.29%	6
Crisis Management/ Intervention	26.19%	11
Cultural Issues	4.76%	2
Depressive Disorders	57.14%	24
Dissociative Disorders	7.14%	3
Divorce/Separation	23.81%	10
Domestic Violence	28.57%	12
Eating Disorders	11.90%	5
Elder Abuse/ Dependent Adult Abuse	0.00%	0
Employment Related	14.29%	6
Family Relationship Issues	50.00%	21
Fertility Issues	2.38%	1
Financial Issues	11.90%	5

Demographic Survey - Prelicensed

Forensic Issues	4.76%	2
Foster Families	14.29%	6
Gender Related Issues	4.76%	2
Geriatrics/Aging	2.38%	1
Grief/Loss	30.95%	13
Impulse-Control/Conduct Disorders	26.19%	11
Learning Disabilities	7.14%	3
Learning Disorders	4.76%	2
LGBT Issues	16.67%	7
Licensee/Intern- Ethics	2.38%	1
Marital/Couple Issues	23.81%	10
Mediation/ Divorce	2.38%	1
Mediation/Child Custody	2.38%	1
Military Families	0.00%	0
Military/ Active Duty	0.00%	0
Military/Veterans	4.76%	2
Organizational Issues	0.00%	0
Pain Management	2.38%	1
Parent-Child Issues	19.05%	8
Parenting/Co-Parenting	28.57%	12
Personality Disorders	28.57%	12
Physical Disabilities	2.38%	1
Physical Trauma	14.29%	6
Primary Prevention	0.00%	0
Probation Related	11.90%	5
Psychoses	16.67%	7
Retirement	0.00%	0
School Adjustment Problems	11.90%	5
Self-Esteem/Personal Growth	45.24%	19
Serious Emotional Disturbances (SED) Of Children	4.76%	2
Sexual Dysfunction	4.76%	2
Situational Anxiety/Phobias	16.67%	7
Sleep Disorders	7.14%	3
Social Adjustment Problems	21.43%	9

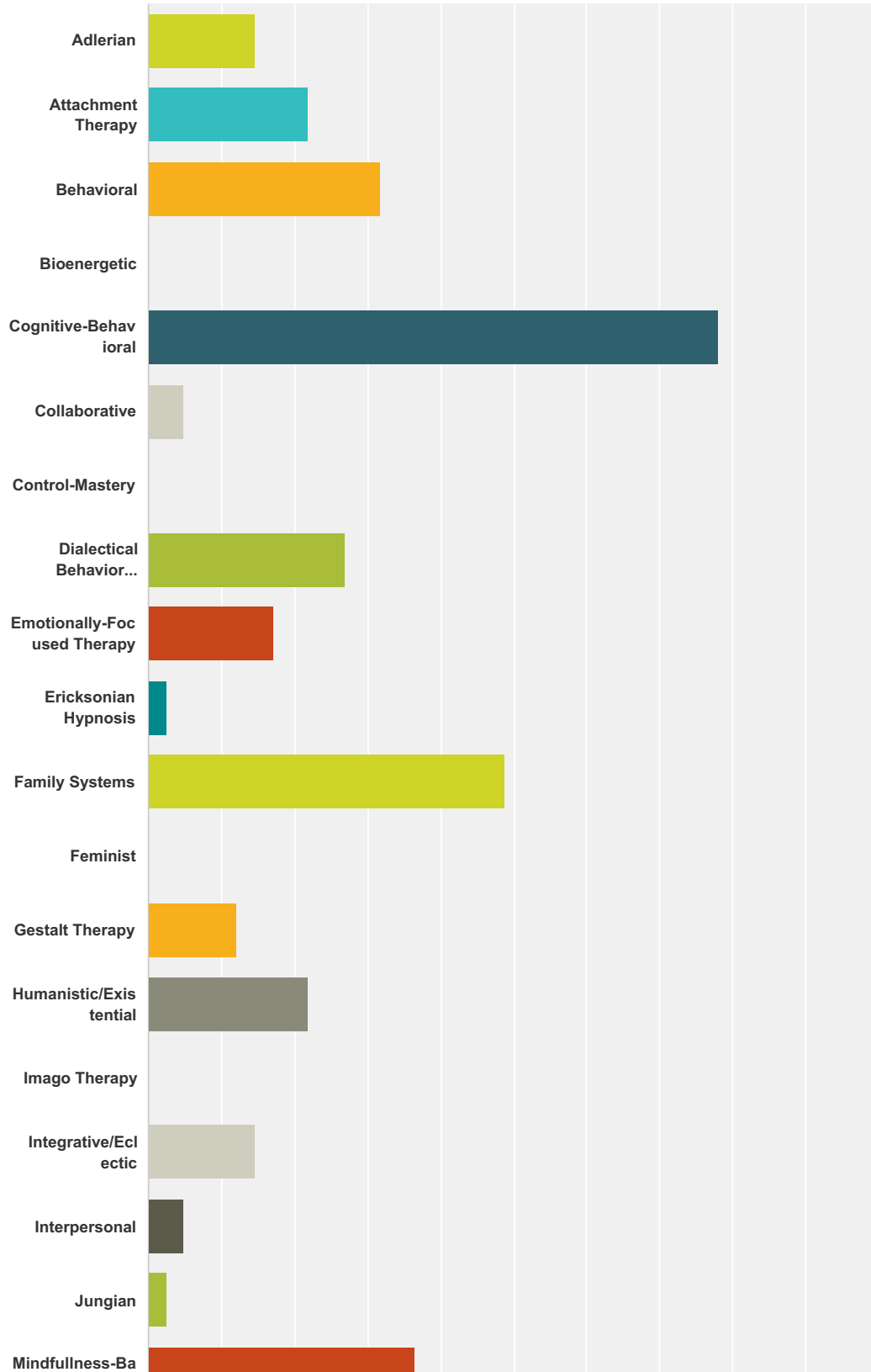
Demographic Survey - Prelicensed

Somatic Disorders	7.14%	3
Step-Parenting	11.90%	5
Substance Use Disorders	33.33%	14
Suicidality	26.19%	11
Trauma and Stressor-Related Disorders	42.86%	18
Unemployment	14.29%	6
Victims of Crime	26.19%	11
Other (please specify)	4.76%	2
Total Respondents: 42		

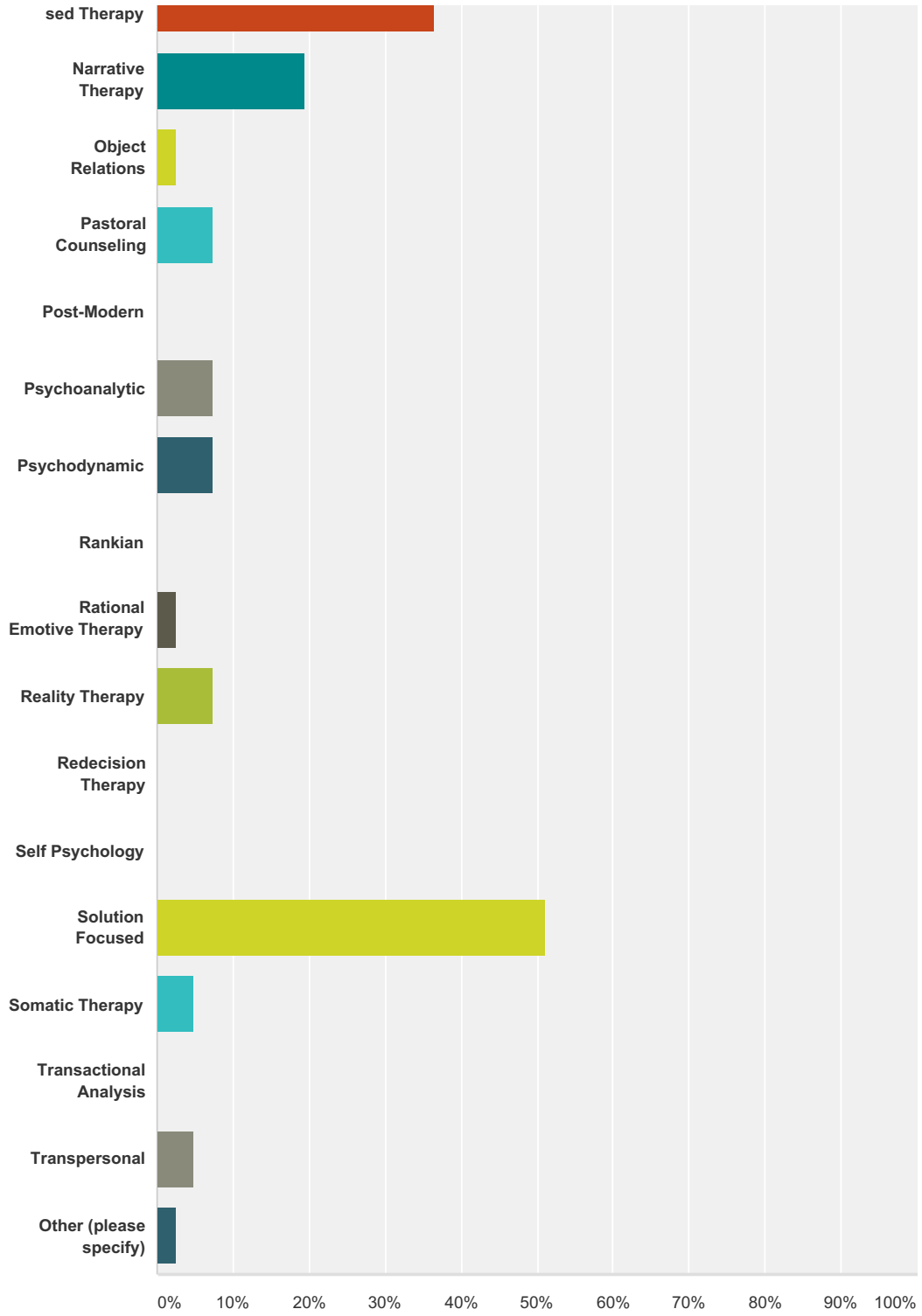
#	Other (please specify)	Date
1	high risk families and youth, incorporating anger management, esteem building, coping skills building, grief and loss, and domestic violence, as adjunct to youth receiving medication management services for diagnoses	1/19/2015 4:33 PM
2	I am not currently practicing as I was not able to pursue the hours due to financial hardship	1/16/2015 9:12 AM

Q22 Which of the following best describe your theoretical orientation? (Check all that apply)

Answered: 41 Skipped: 4



Demographic Survey - Prelicensed



Answer Choices	Responses
Adlerian	14.63% 6
Attachment Therapy	21.95% 9
Behavioral	31.71% 13
Bioenergetic	0.00% 0

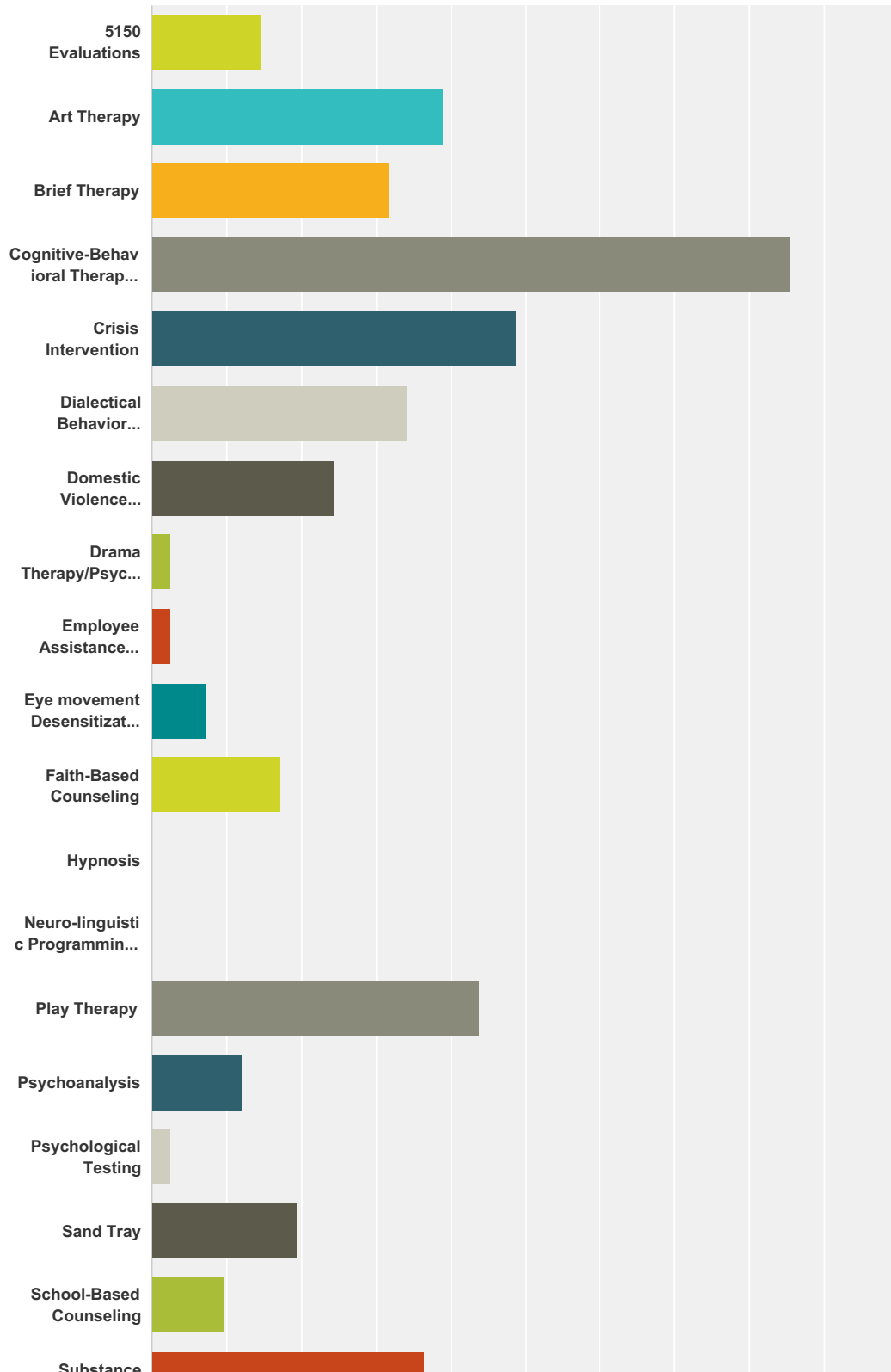
Demographic Survey - Prelicensed

Cognitive-Behavioral	78.05%	32
Collaborative	4.88%	2
Control-Mastery	0.00%	0
Dialectical Behavior Therapy (DBT)	26.83%	11
Emotionally-Focused Therapy	17.07%	7
Ericksonian Hypnosis	2.44%	1
Family Systems	48.78%	20
Feminist	0.00%	0
Gestalt Therapy	12.20%	5
Humanistic/Existential	21.95%	9
Imago Therapy	0.00%	0
Integrative/Eclectic	14.63%	6
Interpersonal	4.88%	2
Jungian	2.44%	1
Mindfulness-Based Therapy	36.59%	15
Narrative Therapy	19.51%	8
Object Relations	2.44%	1
Pastoral Counseling	7.32%	3
Post-Modern	0.00%	0
Psychoanalytic	7.32%	3
Psychodynamic	7.32%	3
Rankian	0.00%	0
Rational Emotive Therapy	2.44%	1
Reality Therapy	7.32%	3
Redecision Therapy	0.00%	0
Self Psychology	0.00%	0
Solution Focused	51.22%	21
Somatic Therapy	4.88%	2
Transactional Analysis	0.00%	0
Transpersonal	4.88%	2
Other (please specify)	2.44%	1
Total Respondents: 41		

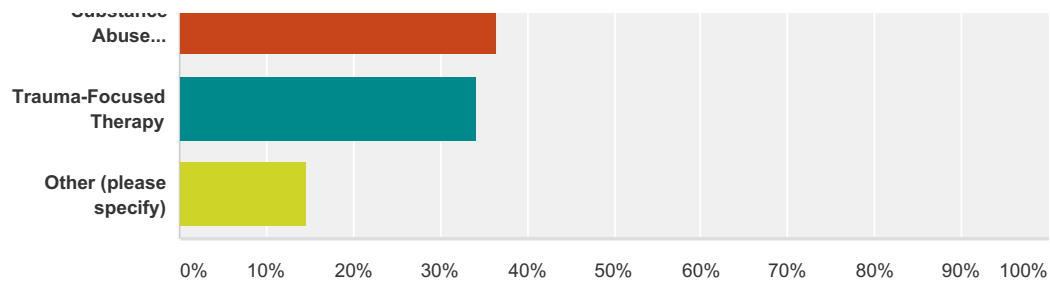
#	Other (please specify)	Date
1	Strengths-based humanistic/existential; however, integrate a variety of approaches, as needed for client successful outcomes for our high risk families and youths	1/19/2015 4:40 PM

Q23 Which of the following therapeutic modalities, approaches or procedures do you utilize in clinical practice? (check all that apply)

Answered: 41 Skipped: 4



Demographic Survey - Prelicensed



Answer Choices	Responses	
5150 Evaluations	14.63%	6
Art Therapy	39.02%	16
Brief Therapy	31.71%	13
Cognitive-Behavioral Therapy (CBT)	85.37%	35
Crisis Intervention	48.78%	20
Dialectical Behavior Therapy (DBT)	34.15%	14
Domestic Violence Counseling	24.39%	10
Drama Therapy/Psychodrama	2.44%	1
Employee Assistance Counseling (EAP)	2.44%	1
Eye movement Desensitization and Reprocessing (EMDR)	7.32%	3
Faith-Based Counseling	17.07%	7
Hypnosis	0.00%	0
Neuro-linguistic Programming (NLP)	0.00%	0
Play Therapy	43.90%	18
Psychoanalysis	12.20%	5
Psychological Testing	2.44%	1
Sand Tray	19.51%	8
School-Based Counseling	9.76%	4
Substance Abuse Counseling	36.59%	15
Trauma-Focused Therapy	34.15%	14
Other (please specify)	14.63%	6
Total Respondents: 41		

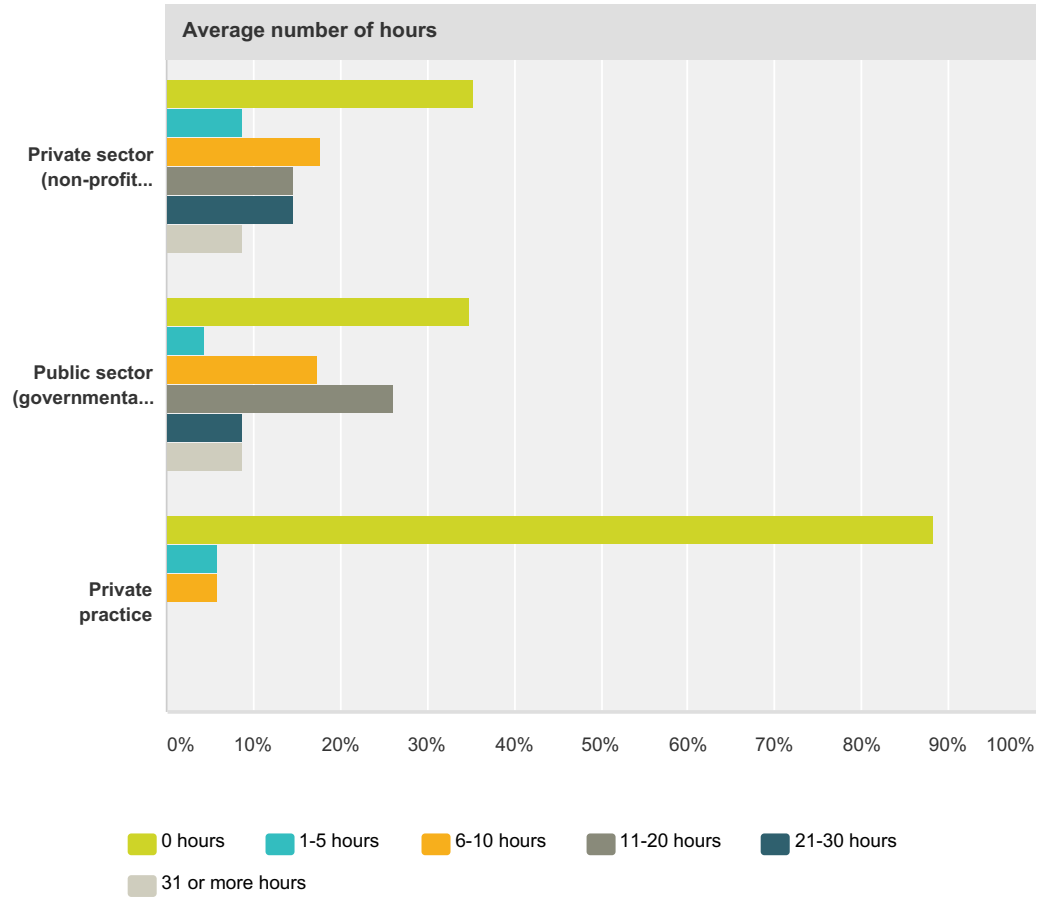
#	Other (please specify)	Date
1	grief, loss, bereavement	1/19/2015 4:40 PM
2	Guided imagery/ focused breathing as relaxation techniques	1/16/2015 11:04 AM
3	Divorce/communication education	1/16/2015 9:14 AM
4	Emotionally focused therapy	1/16/2015 12:05 AM
5	Acceptance and Commitment therapy	1/15/2015 5:12 PM

Demographic Survey - Prelicensed

6	mindfulness	1/15/2015 5:10 PM
---	-------------	-------------------

Q24 During the last 6 months, what is the average number of hours of therapy you provided per week:

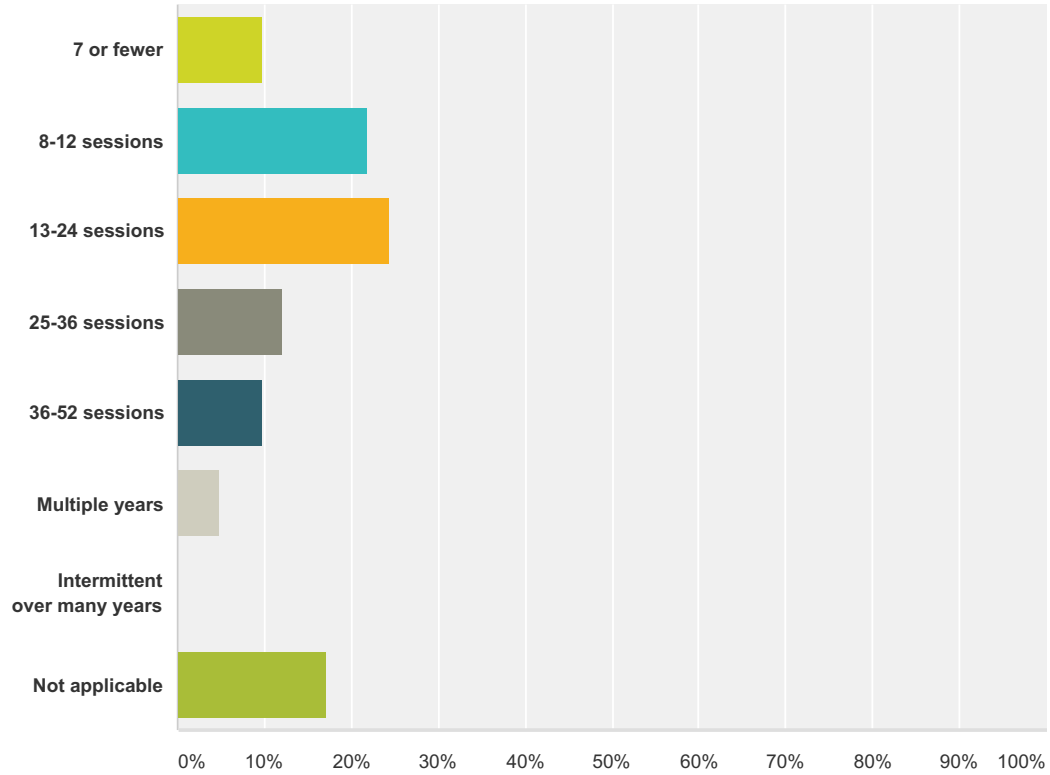
Answered: 40 Skipped: 5



Average number of hours							
	0 hours	1-5 hours	6-10 hours	11-20 hours	21-30 hours	31 or more hours	Total
Private sector (non-profit organization)	35.29% 12	8.82% 3	17.65% 6	14.71% 5	14.71% 5	8.82% 3	34
Public sector (governmental or community)	34.78% 8	4.35% 1	17.39% 4	26.09% 6	8.70% 2	8.70% 2	23
Private practice	88.24% 15	5.88% 1	5.88% 1	0.00% 0	0.00% 0	0.00% 0	17

Q25 On average, what is the number of times you see a client before concluding treatment?

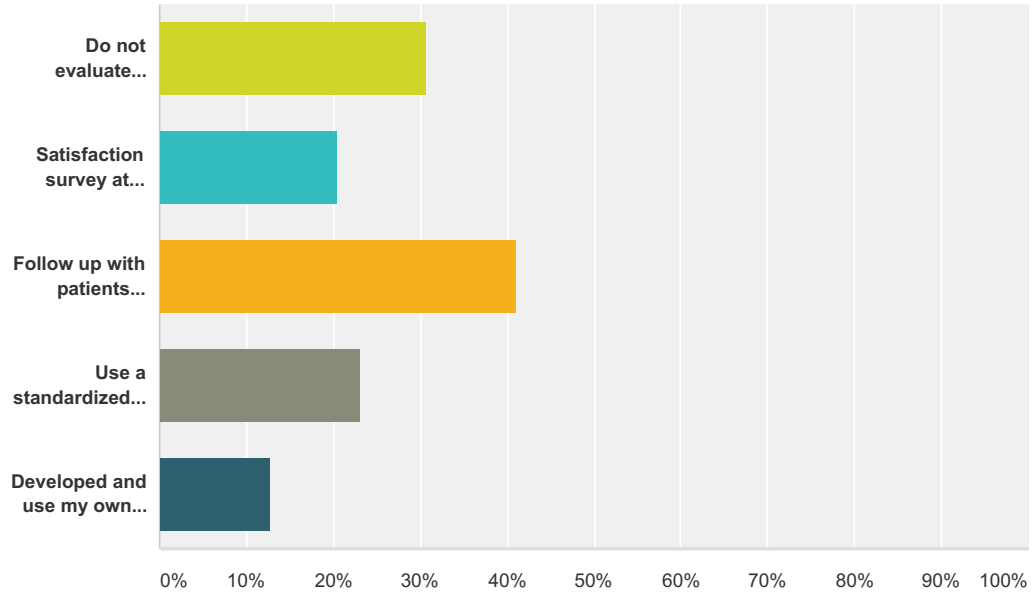
Answered: 41 Skipped: 4



Answer Choices	Responses
7 or fewer	9.76% 4
8-12 sessions	21.95% 9
13-24 sessions	24.39% 10
25-36 sessions	12.20% 5
36-52 sessions	9.76% 4
Multiple years	4.88% 2
Intermittent over many years	0.00% 0
Not applicable	17.07% 7
Total	41

**Q26 What means do you use to determine whether your treatment is successful?
(Check all that apply)**

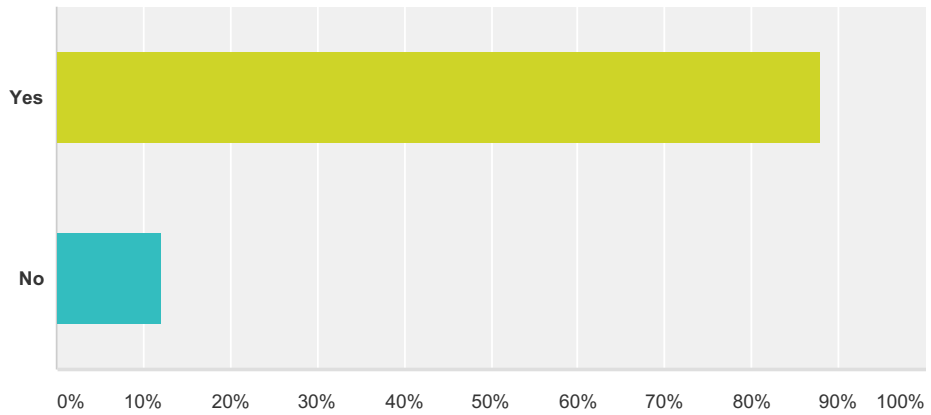
Answered: 39 Skipped: 6



Answer Choices	Responses
Do not evaluate outcomes	30.77% 12
Satisfaction survey at conclusion of treatment	20.51% 8
Follow up with patients following treatment	41.03% 16
Use a standardized outcomes instrument	23.08% 9
Developed and use my own outcomes instrument	12.82% 5
Total Respondents: 39	

Q27 Do you have malpractice insurance?

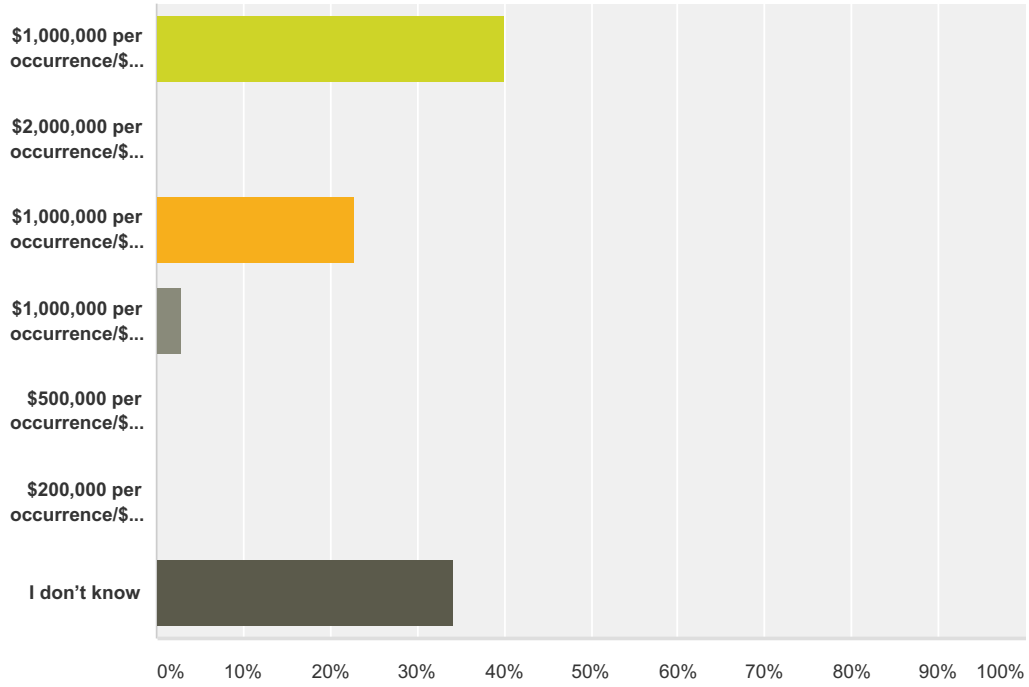
Answered: 41 Skipped: 4



Answer Choices	Responses	
Yes	87.80%	36
No	12.20%	5
Total		41

Q28 What are the limits of your malpractice coverage?

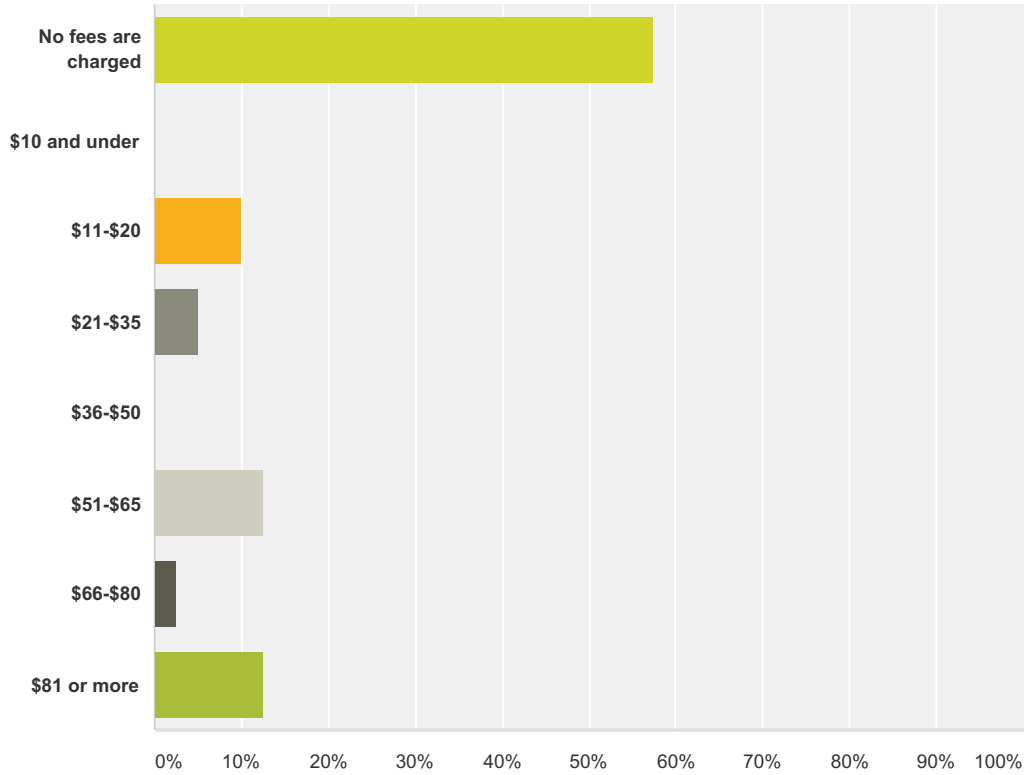
Answered: 35 Skipped: 10



Answer Choices	Responses
\$1,000,000 per occurrence/\$5,000,000 aggregate	40.00% 14
\$2,000,000 per occurrence/\$4,000,000 aggregate	0.00% 0
\$1,000,000 per occurrence/\$3,000,000 aggregate	22.86% 8
\$1,000,000 per occurrence/\$1,000,000 aggregate	2.86% 1
\$500,000 per occurrence/\$1,000,000 aggregate	0.00% 0
\$200,000 per occurrence/\$600,000 aggregate	0.00% 0
I don't know	34.29% 12
Total	35

Q29 What is the usual and customary fee charged to clients for your services as an intern/trainee?

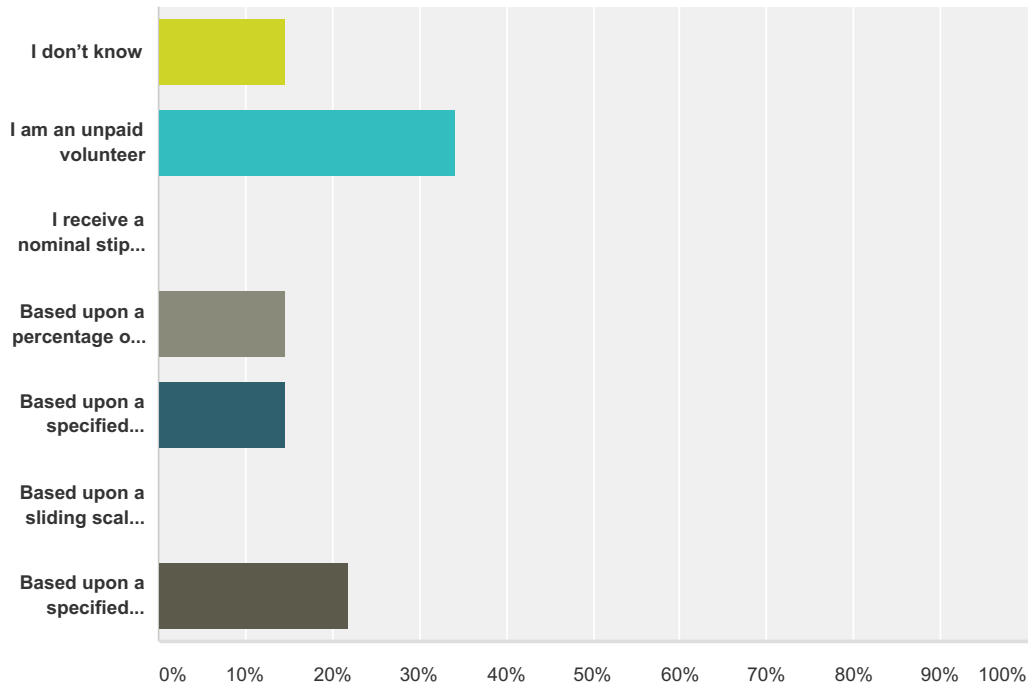
Answered: 40 Skipped: 5



Answer Choices	Responses	Count
No fees are charged	57.50%	23
\$10 and under	0.00%	0
\$11-\$20	10.00%	4
\$21-\$35	5.00%	2
\$36-\$50	0.00%	0
\$51-\$65	12.50%	5
\$66-\$80	2.50%	1
\$81 or more	12.50%	5
Total		40

Q30 How is your wage as an intern/trainee determined?

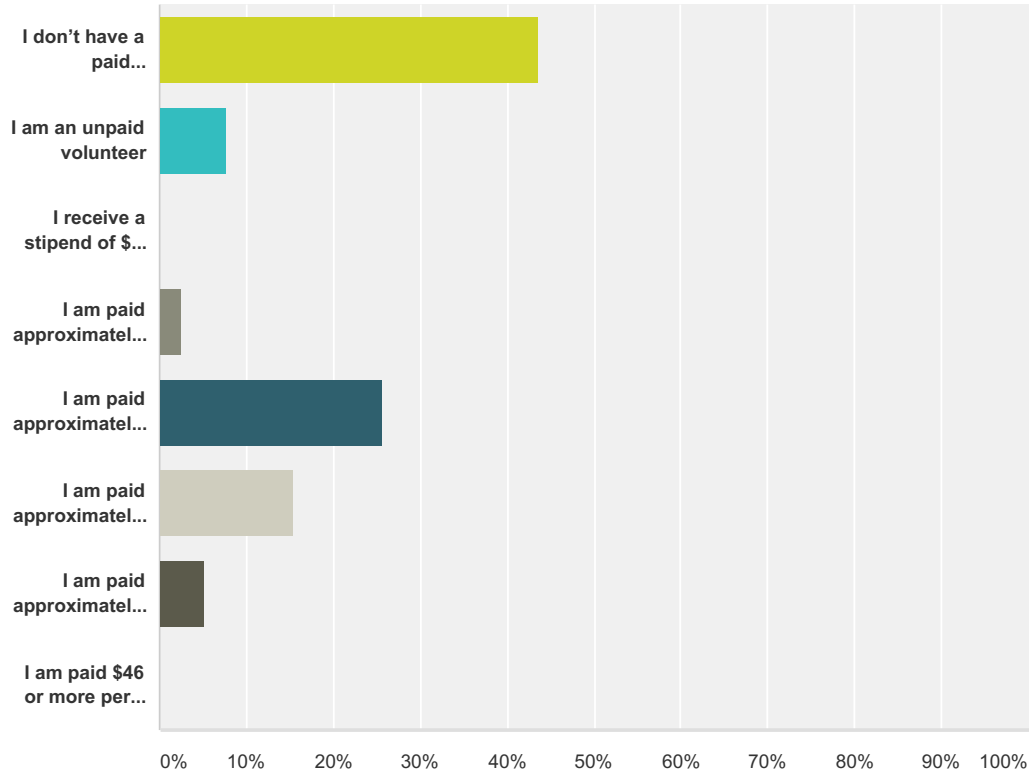
Answered: 41 Skipped: 4



Answer Choices	Responses
I don't know	14.63% 6
I am an unpaid volunteer	34.15% 14
I receive a nominal stipend to cover/offset volunteer expenses	0.00% 0
Based upon a percentage of the fees generated	14.63% 6
Based upon a specified amount per hour	14.63% 6
Based upon a sliding scale depending upon client volume	0.00% 0
Based upon a specified amount per week/month/year	21.95% 9
Total	41

Q31 If you have a paid internship/traineeship, what is your approximate pay per hour?

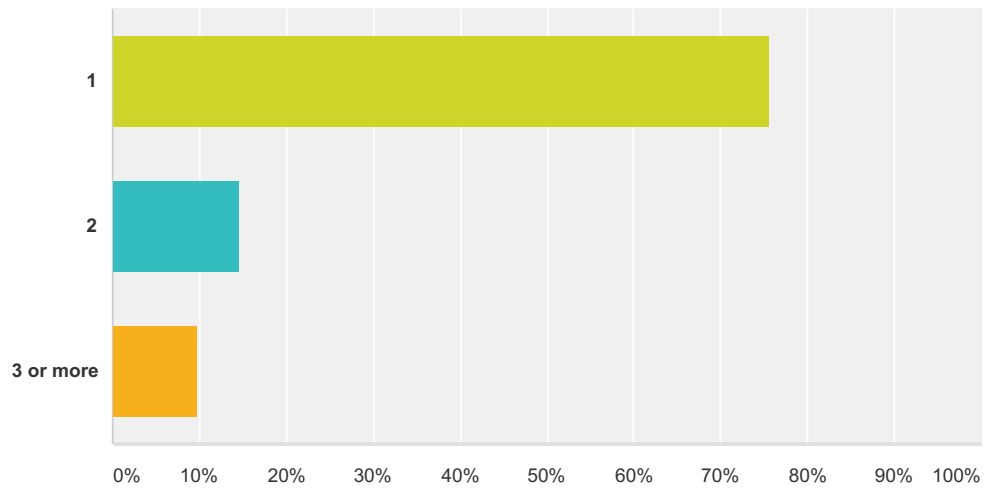
Answered: 39 Skipped: 6



Answer Choices	Responses
I don't have a paid internship/traineeship	43.59% 17
I am an unpaid volunteer	7.69% 3
I receive a stipend of \$500 or less	0.00% 0
I am paid approximately \$8-\$15 per hour	2.56% 1
I am paid approximately \$16-\$25 per hour	25.64% 10
I am paid approximately \$26-\$35 per hour	15.38% 6
I am paid approximately \$36-\$45 per hour	5.13% 2
I am paid \$46 or more per hour	0.00% 0
Total	39

Q32 How many settings do you work in?

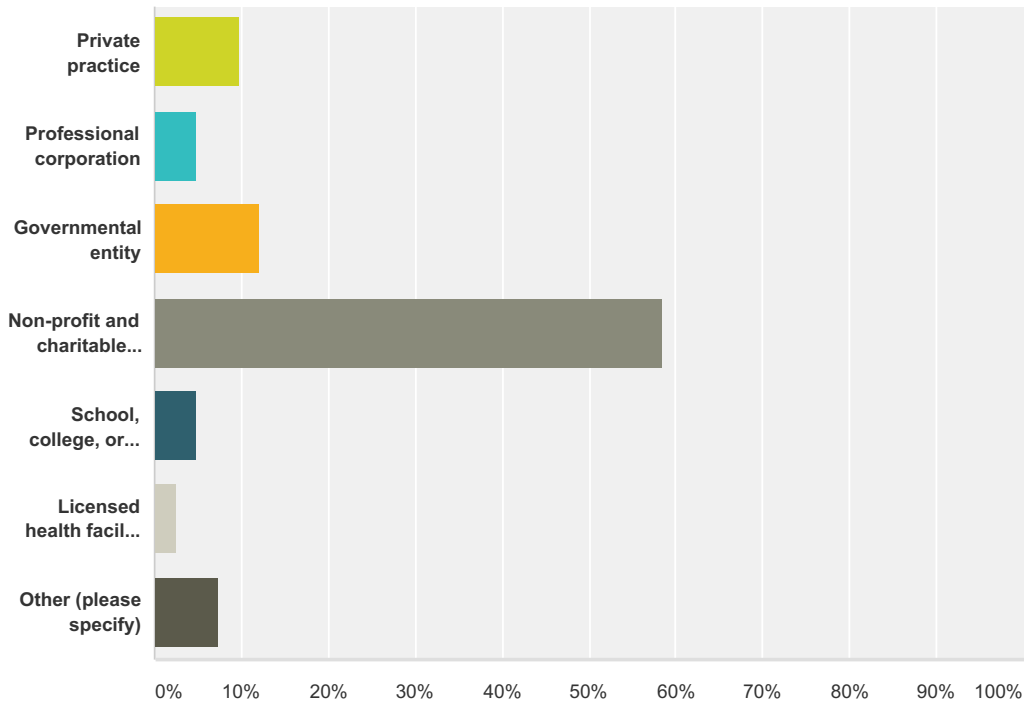
Answered: 41 Skipped: 4



Answer Choices	Responses	
1	75.61%	31
2	14.63%	6
3 or more	9.76%	4
Total		41

Q33 In which type of setting is your supervision provided?

Answered: 41 Skipped: 4

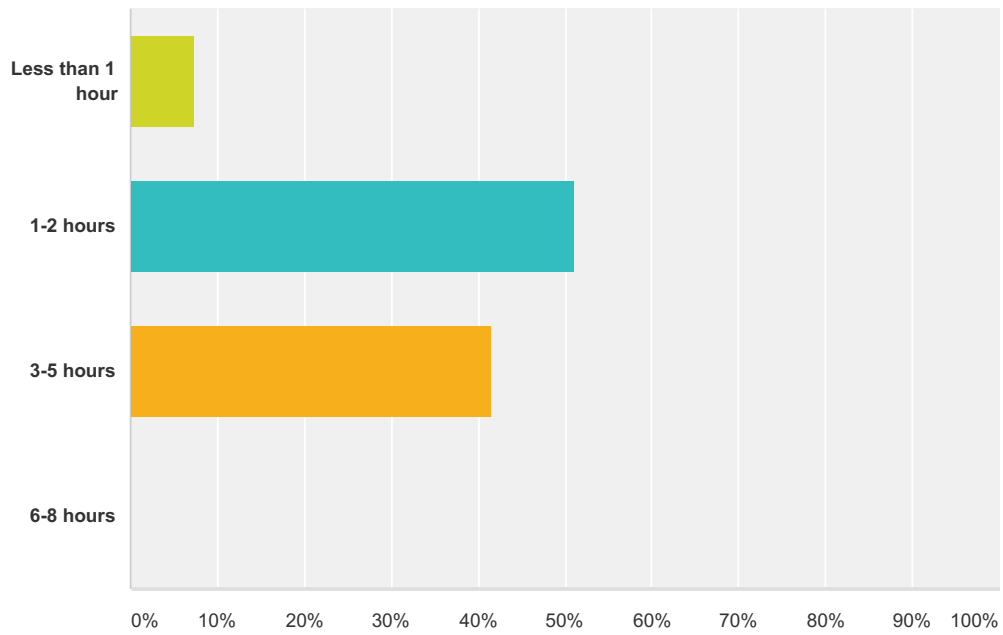


Answer Choices	Responses
Private practice	9.76% 4
Professional corporation	4.88% 2
Governmental entity	12.20% 5
Non-profit and charitable corporation	58.54% 24
School, college, or university	4.88% 2
Licensed health facility (hospital, clinics)	2.44% 1
Other (please specify)	7.32% 3
Total	41

#	Other (please specify)	Date
1	Private practice non profit	2/6/2015 9:30 AM
2	for profit faith based	2/5/2015 1:31 PM
3	county agency	1/19/2015 4:46 PM

Q34 How many hours of supervision per week are you obtaining?

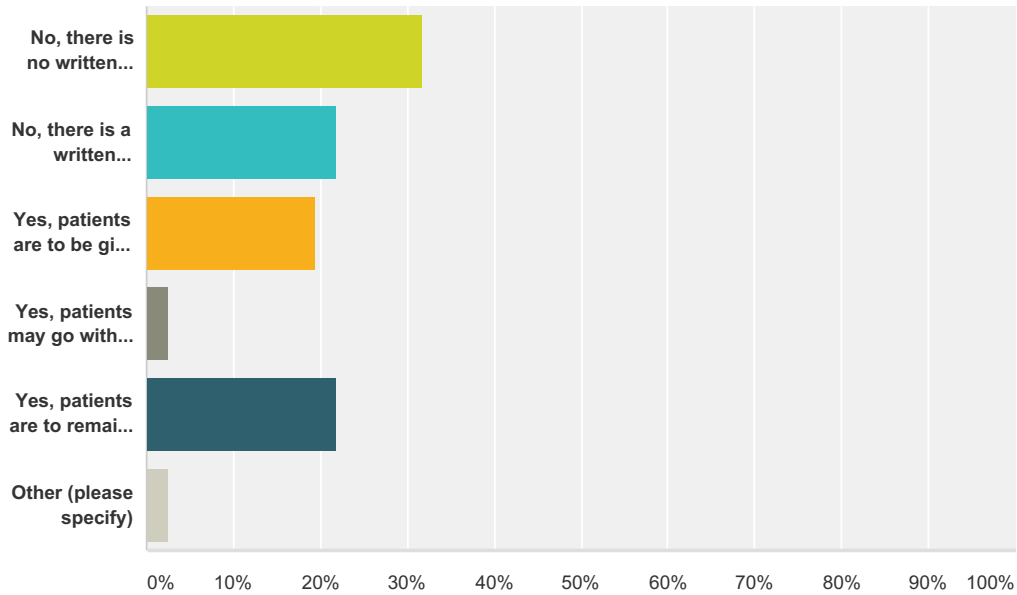
Answered: 41 Skipped: 4



Answer Choices	Responses
Less than 1 hour	7.32% 3
1-2 hours	51.22% 21
3-5 hours	41.46% 17
6-8 hours	0.00% 0
Total	41

Q35 Is there a written understanding between the employer and intern(s) or trainee(s) and, if so, does the written understanding specify what is to happen with patients when the employment relationship terminates?

Answered: 41 Skipped: 4

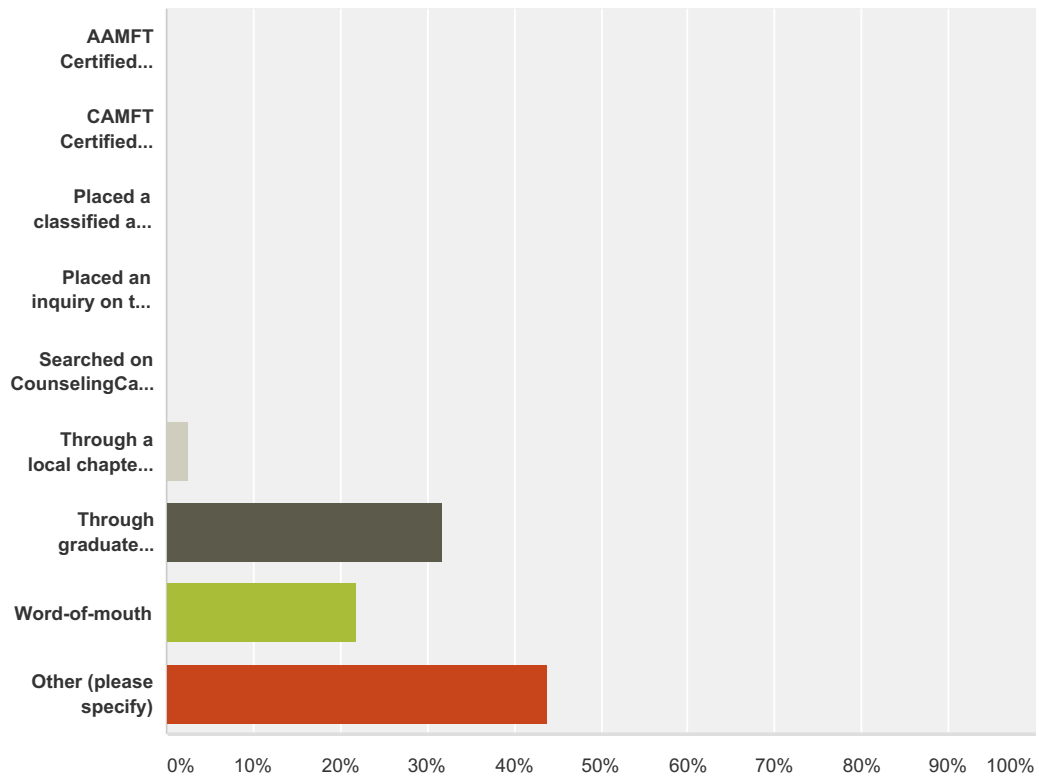


Answer Choices	Responses
No, there is no written contract	31.71% 13
No, there is a written contract but it does not address this issue	21.95% 9
Yes, patients are to be given several options	19.51% 8
Yes, patients may go with intern/trainee as long as intern/trainee is working lawfully	2.44% 1
Yes, patients are to remain with intern's/trainee's employer	21.95% 9
Other (please specify)	2.44% 1
Total	41

#	Other (please specify)	Date
1	Written contract between employer and University, I do not believe it addresses this issue	1/15/2015 3:11 PM

Q36 How did you find a qualified supervisor?

Answered: 41 Skipped: 4



Answer Choices	Responses
AAMFT Certified Supervisor list	0.00% 0
CAMFT Certified Supervisor list	0.00% 0
Placed a classified ad for supervisor on CAMFT's website	0.00% 0
Placed an inquiry on the CAMFT Community	0.00% 0
Searched on CounselingCalifornia.com	0.00% 0
Through a local chapter of CAMFT	2.44% 1
Through graduate program	31.71% 13
Word-of-mouth	21.95% 9
Other (please specify)	43.90% 18
Total	41

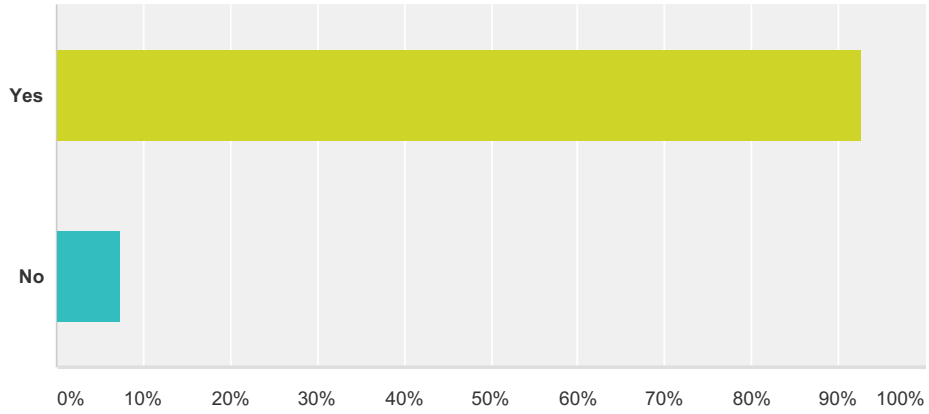
#	Other (please specify)	Date
1	I contacted and walked into counseling offices	2/6/2015 9:30 AM
2	Provided by placement	1/24/2015 12:00 PM
3	Through employment	1/22/2015 1:54 PM

Demographic Survey - Prelicensed

4	employment option	1/19/2015 4:46 PM
5	Through my employer	1/19/2015 10:03 AM
6	provided by employer	1/18/2015 12:29 PM
7	job search	1/16/2015 6:07 PM
8	I contacted her directly	1/16/2015 4:30 PM
9	Referred by LCSW in practice	1/16/2015 11:09 AM
10	Chance. I have not been able to pursue due to financial hardship	1/16/2015 9:16 AM
11	Provided through employer	1/16/2015 6:59 AM
12	Provided by employer	1/15/2015 11:25 PM
13	provided by agency	1/15/2015 10:51 PM
14	Previous supervisor agreed to provide offsite supervision for my new placement	1/15/2015 7:02 PM
15	Through employer	1/15/2015 6:41 PM
16	Through work	1/15/2015 5:37 PM
17	My employer provided	1/15/2015 4:03 PM
18	Colleague	1/15/2015 2:59 PM

Q37 Do you believe your supervisor has sufficient education, training, and experience to adequately provide supervision?

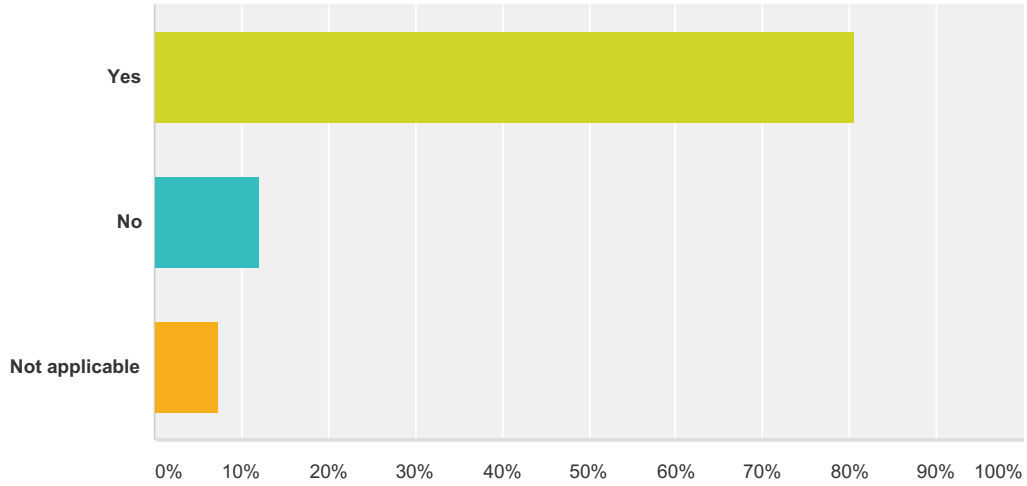
Answered: 41 Skipped: 4



Answer Choices	Responses
Yes	92.68% 38
No	7.32% 3
Total	41

Q38 Did you verify your supervisor's qualifications before entering into a supervising relationship?

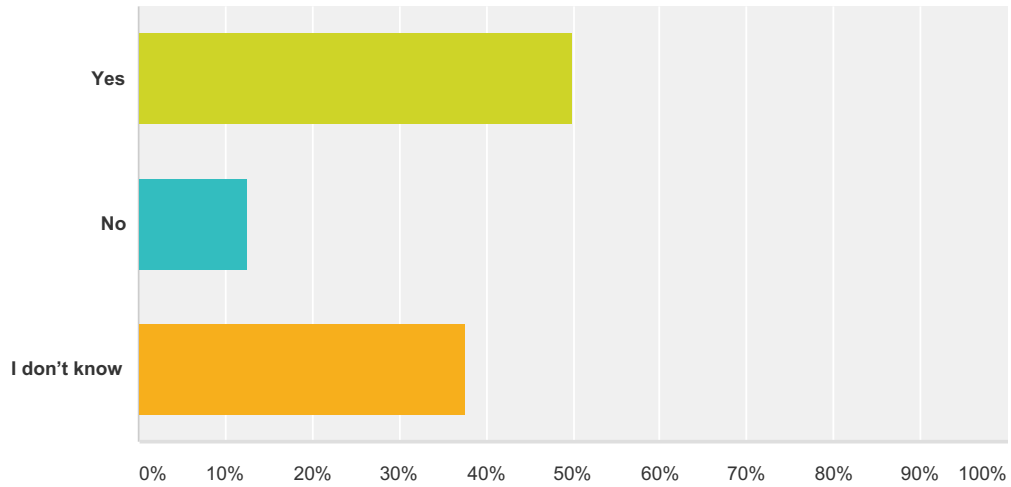
Answered: 41 Skipped: 4



Answer Choices	Responses
Yes	80.49% 33
No	12.20% 5
Not applicable	7.32% 3
Total	41

Q39 Once you are licensed, do you plan to work in an exempt setting (e.g., non-profit organization, school or university, church, governmental agency, hospital, clinic licensed by the State of California)?

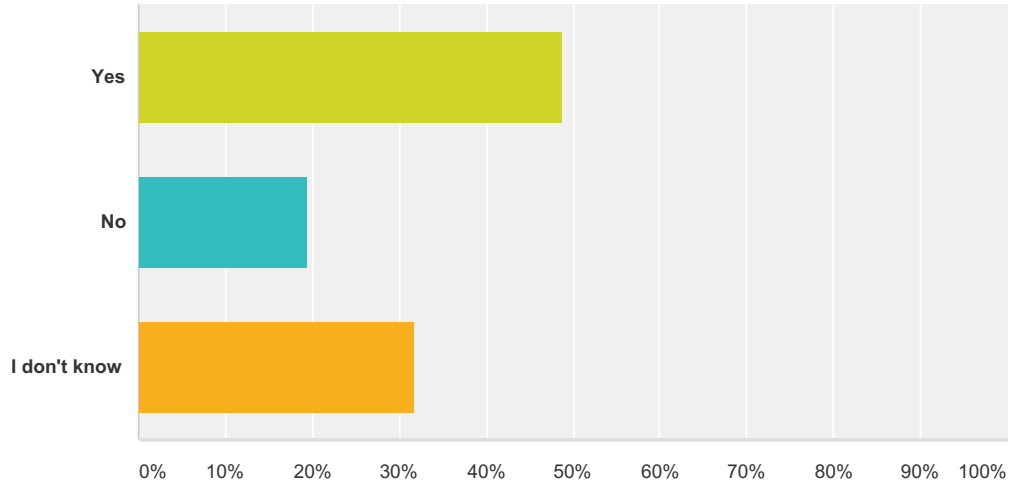
Answered: 40 Skipped: 5



Answer Choices	Responses
Yes	50.00% 20
No	12.50% 5
I don't know	37.50% 15
Total	40

Q40 Once you are licensed do you plan to maintain or work at a private practice setting?

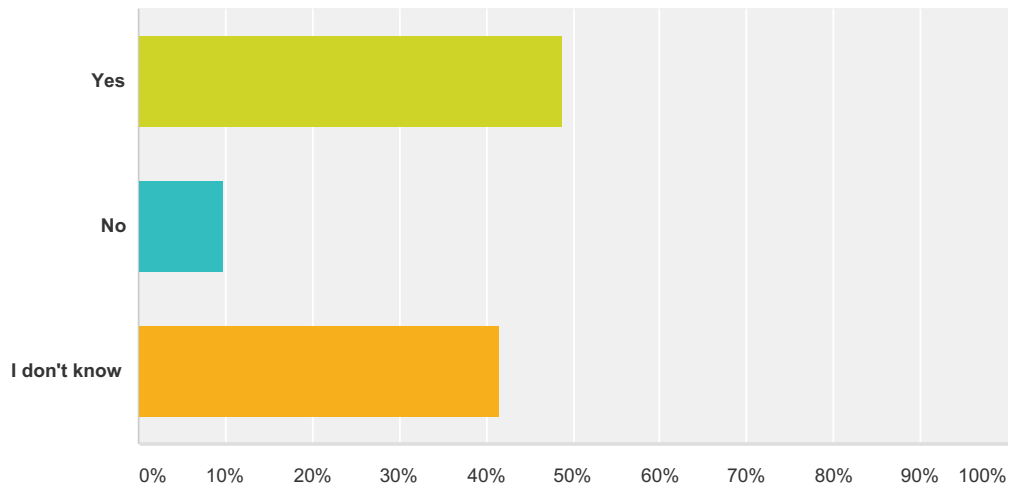
Answered: 41 Skipped: 4



Answer Choices	Responses
Yes	48.78% 20
No	19.51% 8
I don't know	31.71% 13
Total	41

Q41 Once you are licensed, do you plan to work with Medi-Cal clients?

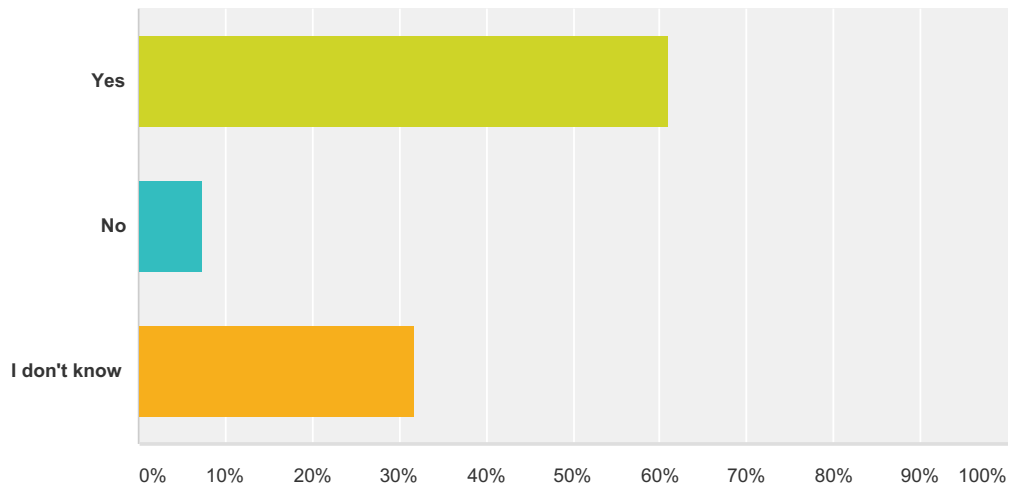
Answered: 41 Skipped: 4



Answer Choices	Responses
Yes	48.78% 20
No	9.76% 4
I don't know	41.46% 17
Total	41

Q42 If MFTs could accept Medicare clients, would you work with Medicare clients?

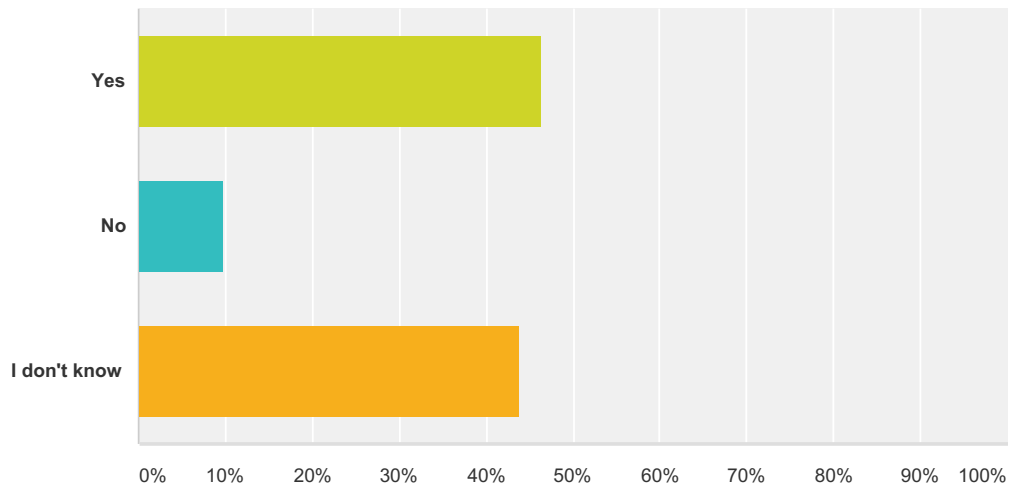
Answered: 41 Skipped: 4



Answer Choices	Responses
Yes	60.98% 25
No	7.32% 3
I don't know	31.71% 13
Total	41

Q43 Once you are licensed, do you plan on working with veterans of the armed forces?

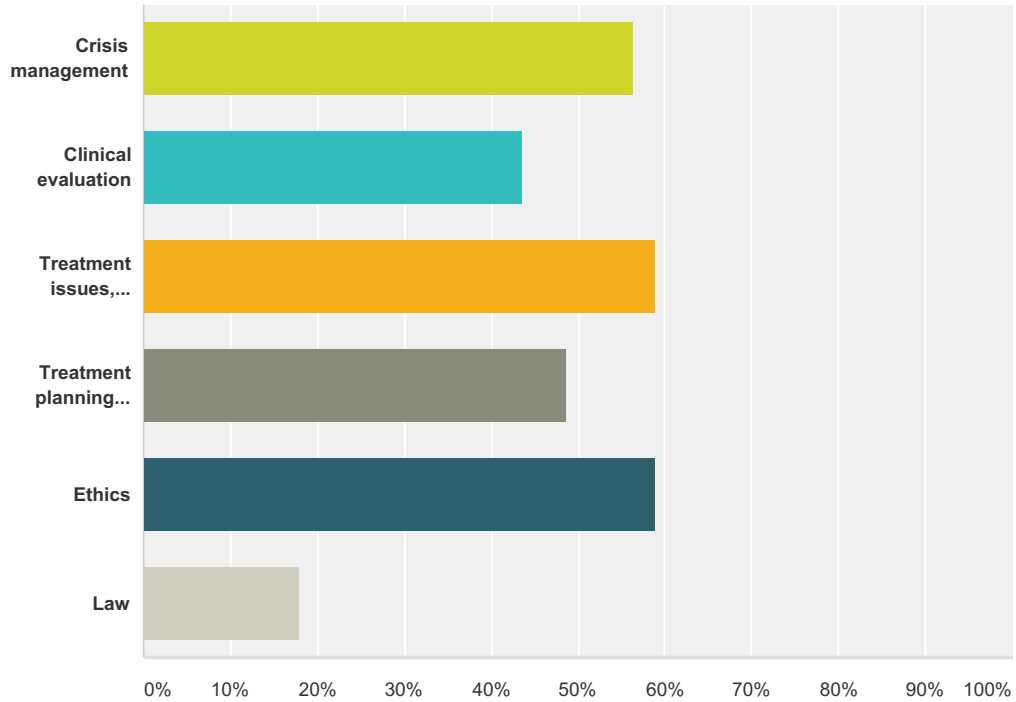
Answered: 41 Skipped: 4



Answer Choices	Responses
Yes	46.34% 19
No	9.76% 4
I don't know	43.90% 18
Total	41

**Q44 In which subject areas do you feel most prepared for the licensing exams?
(Check all that apply)**

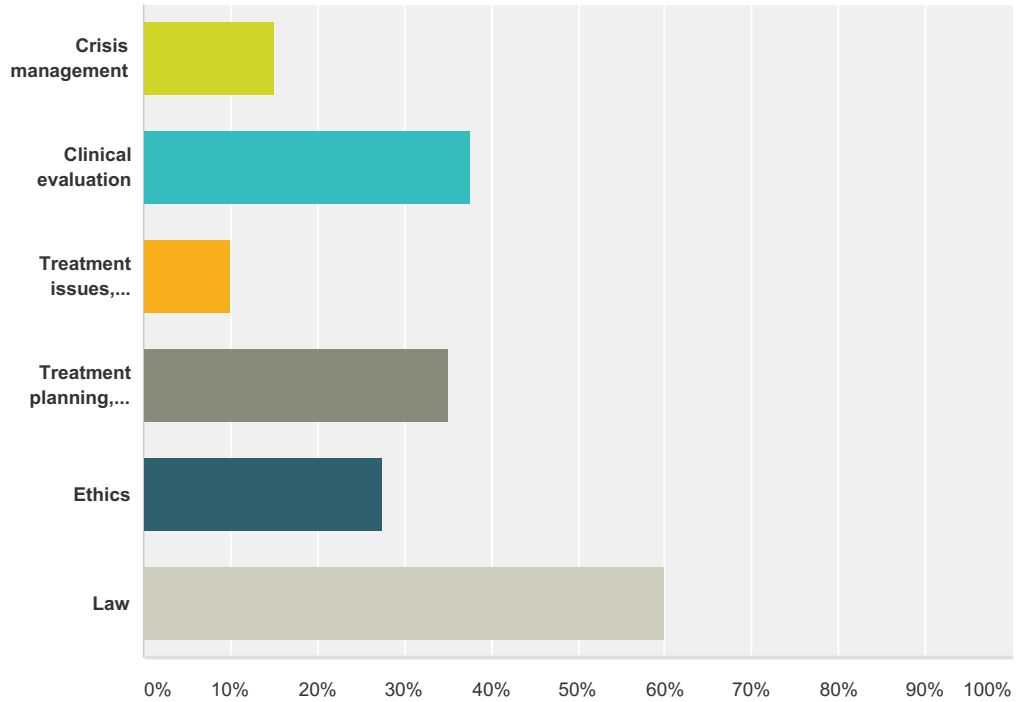
Answered: 39 Skipped: 6



Answer Choices	Responses
Crisis management	56.41% 22
Clinical evaluation	43.59% 17
Treatment issues, including therapeutic relationships and interventions	58.97% 23
Treatment planning including goals, clinical factors, and theoretical orientation	48.72% 19
Ethics	58.97% 23
Law	17.95% 7
Total Respondents: 39	

Q45 In which subject area do you feel least prepared for the licensing exams? (Check all that apply)

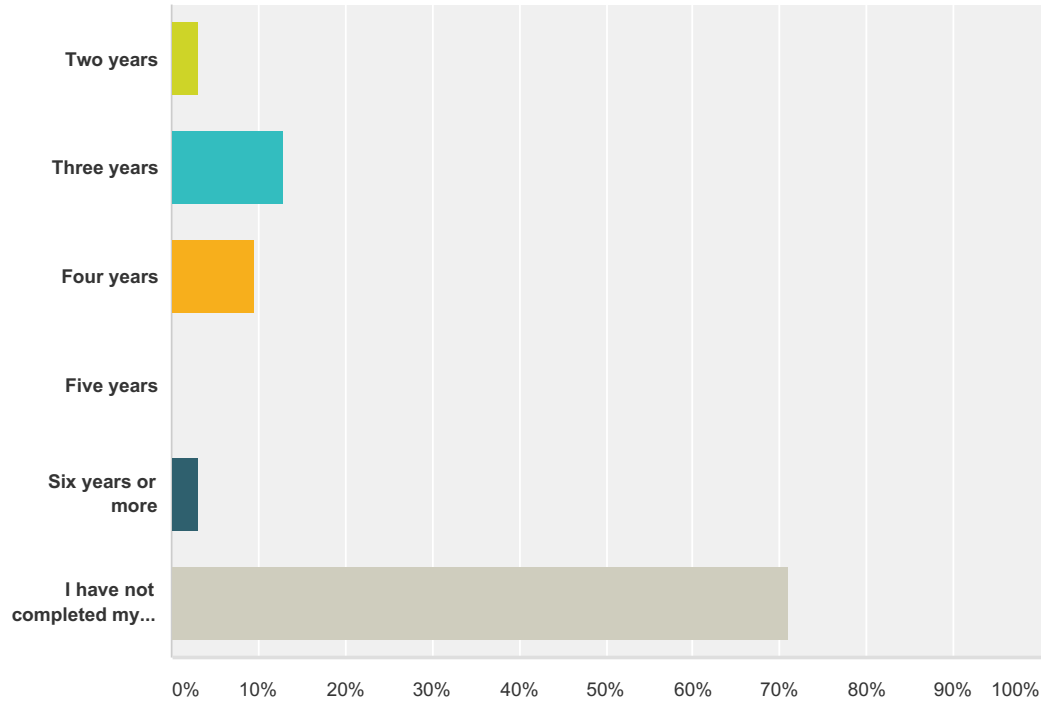
Answered: 40 Skipped: 5



Answer Choices	Responses
Crisis management	15.00% 6
Clinical evaluation	37.50% 15
Treatment issues, including therapeutic relationships and interventions	10.00% 4
Treatment planning, including goals, clinical factors, and theoretical orientation	35.00% 14
Ethics	27.50% 11
Law	60.00% 24
Total Respondents: 40	

Q46 How many years did it take you to complete your hours of experience (including traineeship)?

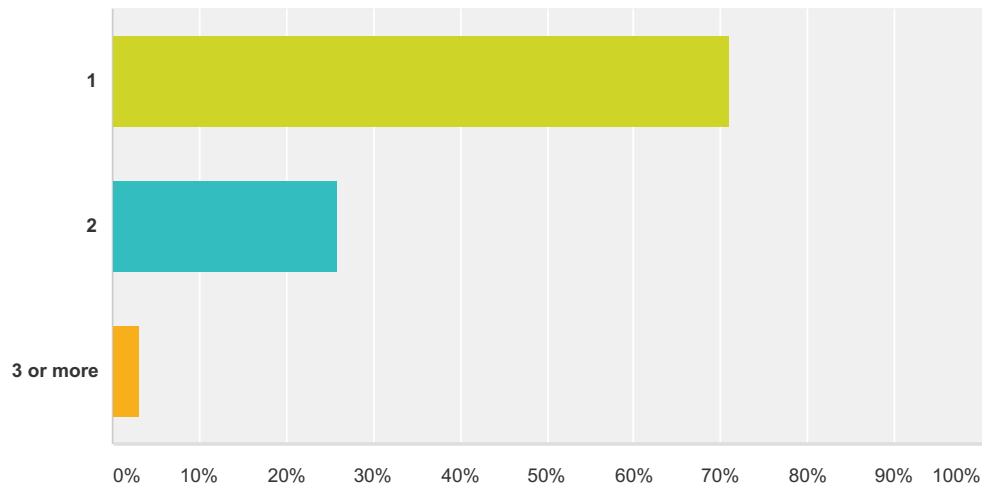
Answered: 31 Skipped: 14



Answer Choices	Responses
Two years	3.23% 1
Three years	12.90% 4
Four years	9.68% 3
Five years	0.00% 0
Six years or more	3.23% 1
I have not completed my hours of experience toward licensure	70.97% 22
Total	31

Q47 How many intern registration numbers have you had?

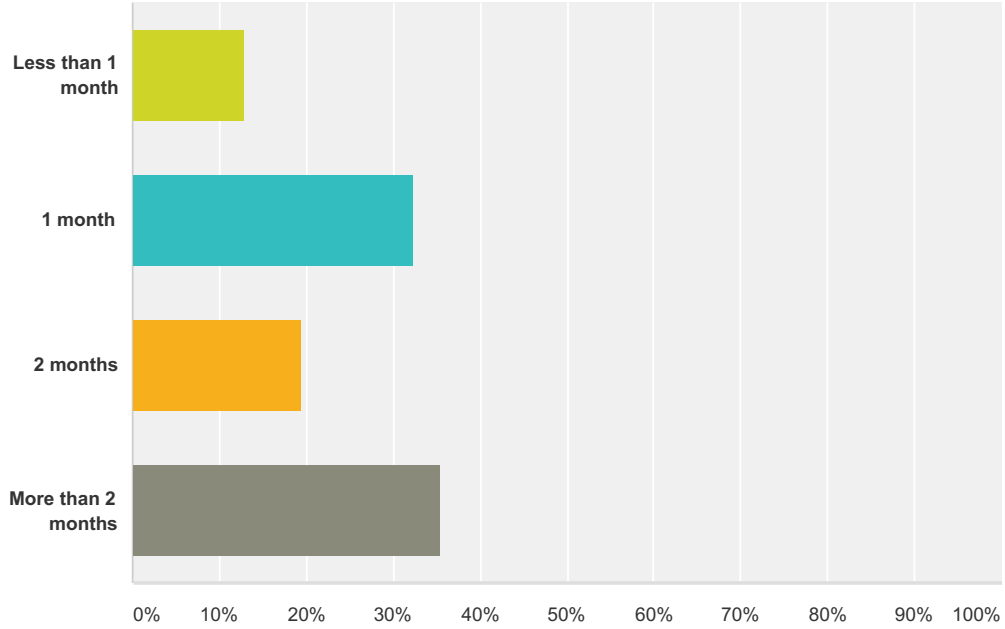
Answered: 31 Skipped: 14



Answer Choices	Responses
1	70.97% 22
2	25.81% 8
3 or more	3.23% 1
Total	31

Q48 How long did it take the BBS to process your intern registration application?

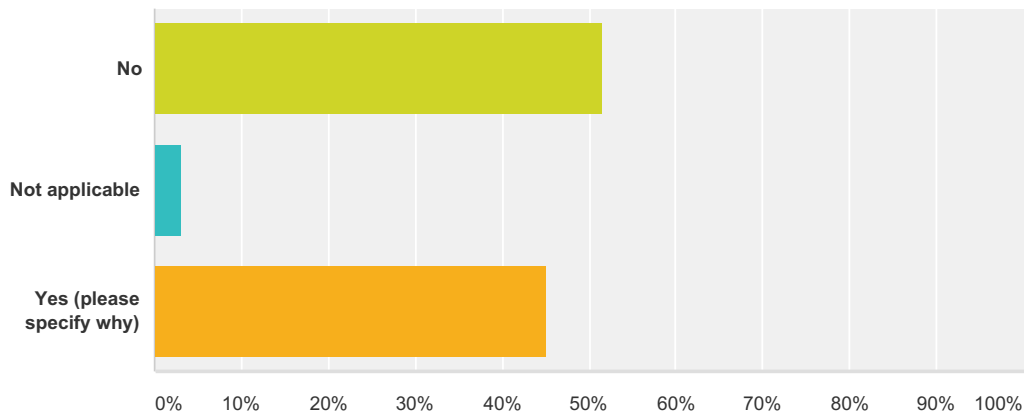
Answered: 31 Skipped: 14



Answer Choices	Responses
Less than 1 month	12.90% 4
1 month	32.26% 10
2 months	19.35% 6
More than 2 months	35.48% 11
Total	31

Q49 Was it difficult for you to find an internship?

Answered: 31 Skipped: 14

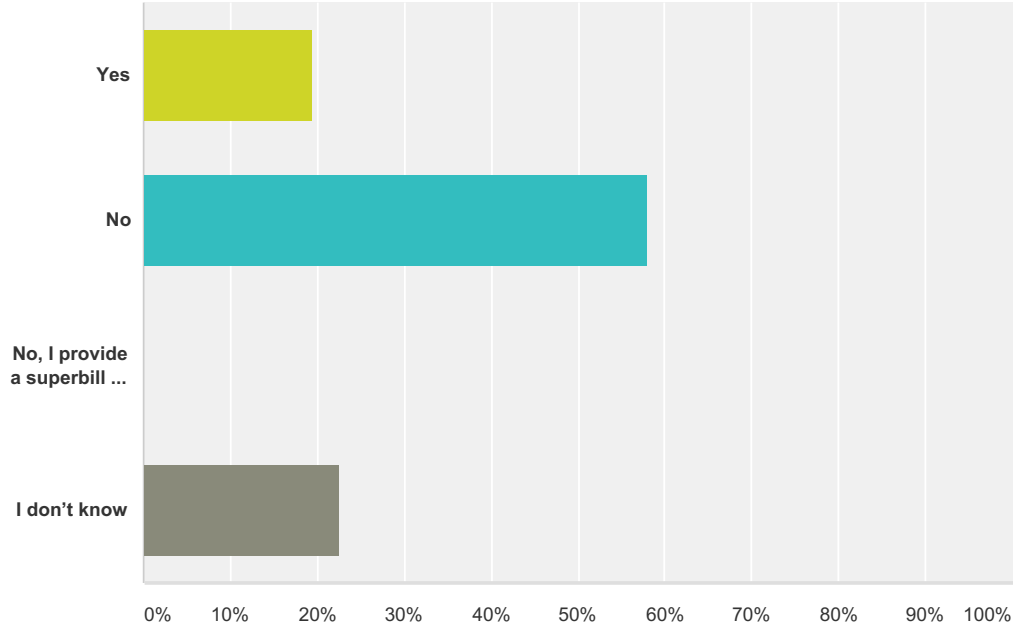


Answer Choices	Responses
No	51.61% 16
Not applicable	3.23% 1
Yes (please specify why)	45.16% 14
Total	31

#	Yes (please specify why)	Date
1	Knowing where to go for an internship	2/6/2015 9:17 AM
2	No paid internships available that offer full time employment or licensed supervisors willing to provide the needed supervision	2/4/2015 11:03 AM
3	unpaid	2/4/2015 10:55 AM
4	Not enough approved sites	1/27/2015 2:02 PM
5	Limited availability and low pay	1/24/2015 11:49 AM
6	rural area, few openings, most unpaid, wont work around full time employment schedule	1/18/2015 12:21 PM
7	It is difficult to find paying work that meets the requirements to gain BBS hours	1/16/2015 4:19 PM
8	Not Spanish Speaking	1/16/2015 3:06 PM
9	Hundreds of applicants, few paid positions. Spanish speaking applicants are "preferred" despite other qualifications that may prove more beneficial to clients-- as stated to me by other Spanish speaking interns.	1/16/2015 10:54 AM
10	My second language, French, is not applicable in my area; Spanish speaking interns get the positions; positions are very hard to find.	1/16/2015 10:50 AM
11	they don't pay enough to live off of	1/16/2015 10:38 AM
12	Being a single mother and I was not able to find a paid internship, plus the number of hours away from my young child. It was not realistic.	1/16/2015 9:09 AM
13	Intern positions only available to specific schools. I went to school out of town	1/15/2015 6:54 PM
14	qualified staff to provide supervision are limited in Fresno County.	1/15/2015 5:26 PM

Q50 Do you or your supervisor or administrator submit claim forms directly to health plans for reimbursement?

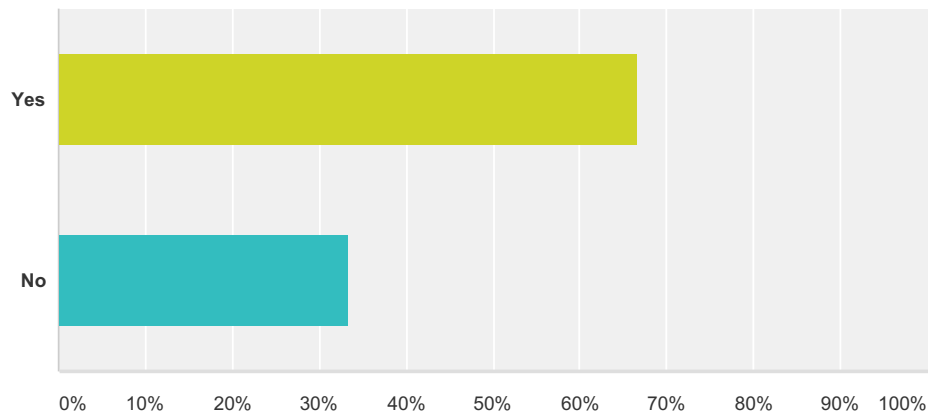
Answered: 31 Skipped: 14



Answer Choices	Responses	
Yes	19.35%	6
No	58.06%	18
No, I provide a superbill to the client	0.00%	0
I don't know	22.58%	7
Total		31

Q51 Are you reimbursed by the health plans for your services?

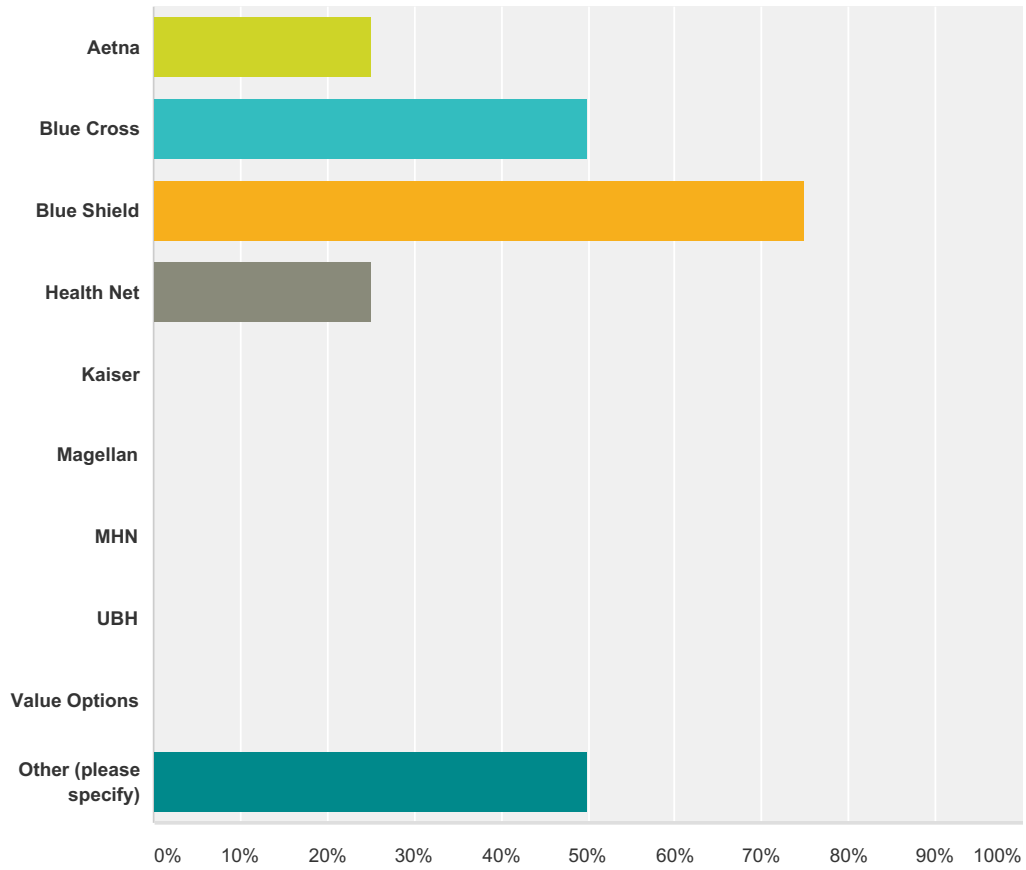
Answered: 6 Skipped: 39



Answer Choices	Responses
Yes	66.67% 4
No	33.33% 2
Total	6

Q52 Which health plans reimburse you? (Check all that apply)

Answered: 4 Skipped: 41



Answer Choices	Responses
Aetna	25.00% 1
Blue Cross	50.00% 2
Blue Shield	75.00% 3
Health Net	25.00% 1
Kaiser	0.00% 0
Magellan	0.00% 0
MHN	0.00% 0
UBH	0.00% 0
Value Options	0.00% 0
Other (please specify)	50.00% 2
Total Respondents: 4	

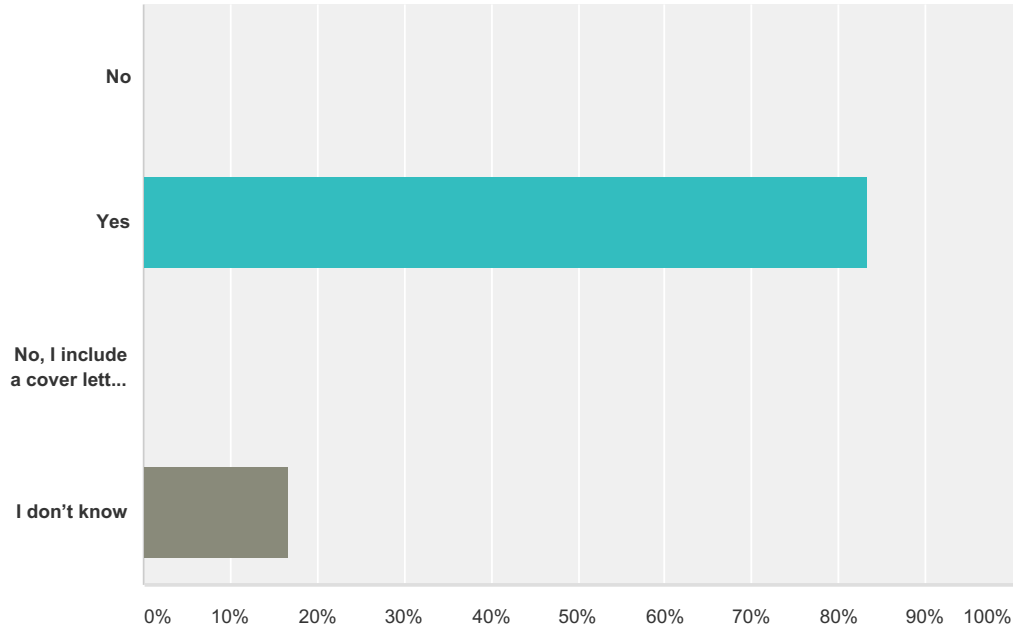
#	Other (please specify)	Date
---	------------------------	------

Demographic Survey - Prelicensed

1	TriCare	1/16/2015 3:07 PM
2	EAP, CIGNA	1/16/2015 10:39 AM

Q53 Do you or your supervisor or administrator indicate on claim forms or superbills the services were provided by an MFT Registered Intern?

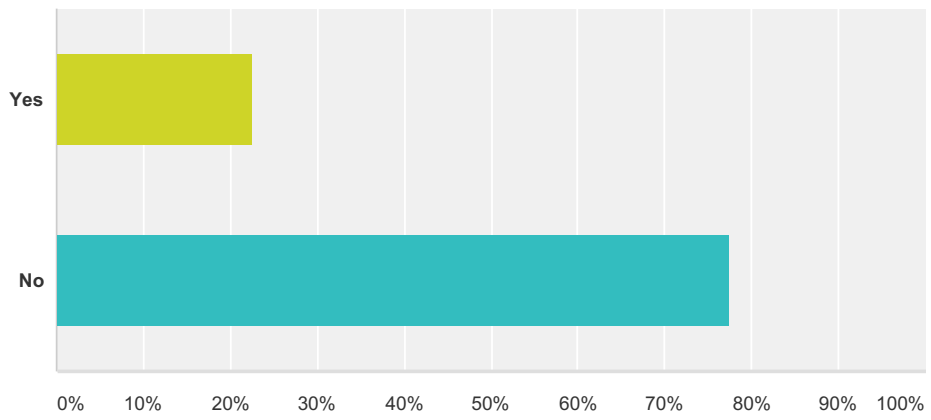
Answered: 6 Skipped: 39



Answer Choices	Responses
No	0.00% 0
Yes	83.33% 5
No, I include a cover letter with the claim form or superbill	0.00% 0
I don't know	16.67% 1
Total	6

Q54 Do you advertise your professional services?

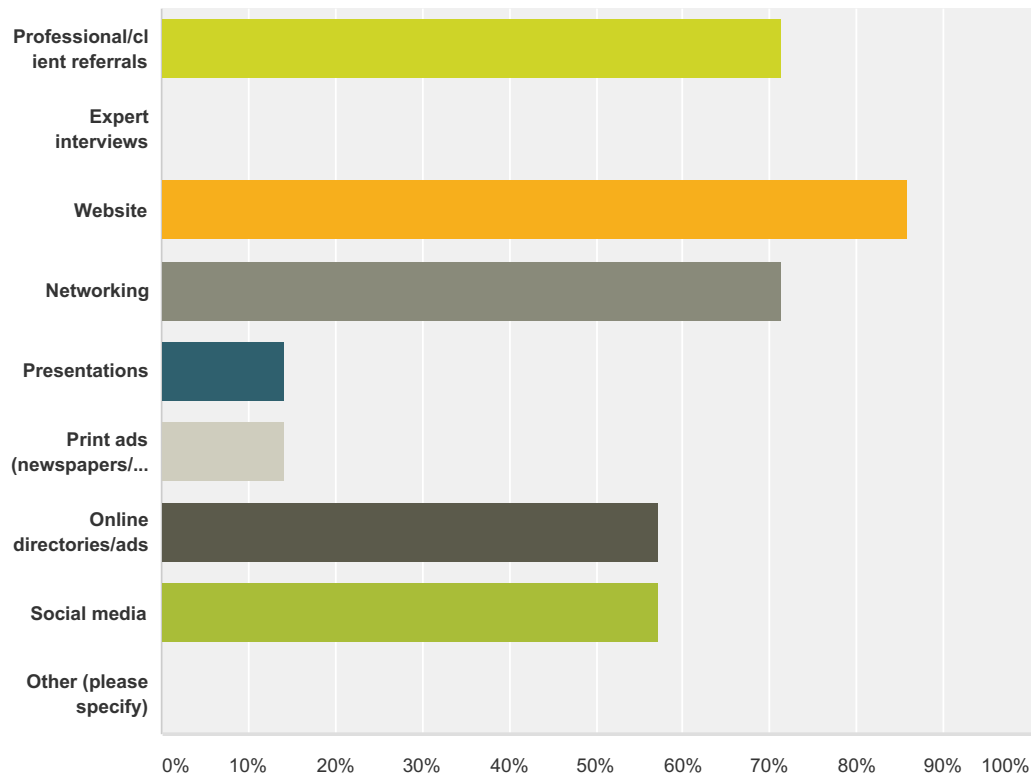
Answered: 31 Skipped: 14



Answer Choices	Responses
Yes	22.58% 7
No	77.42% 24
Total	31

Q55 How do you market/promote your services? (Check all that apply)

Answered: 7 Skipped: 38

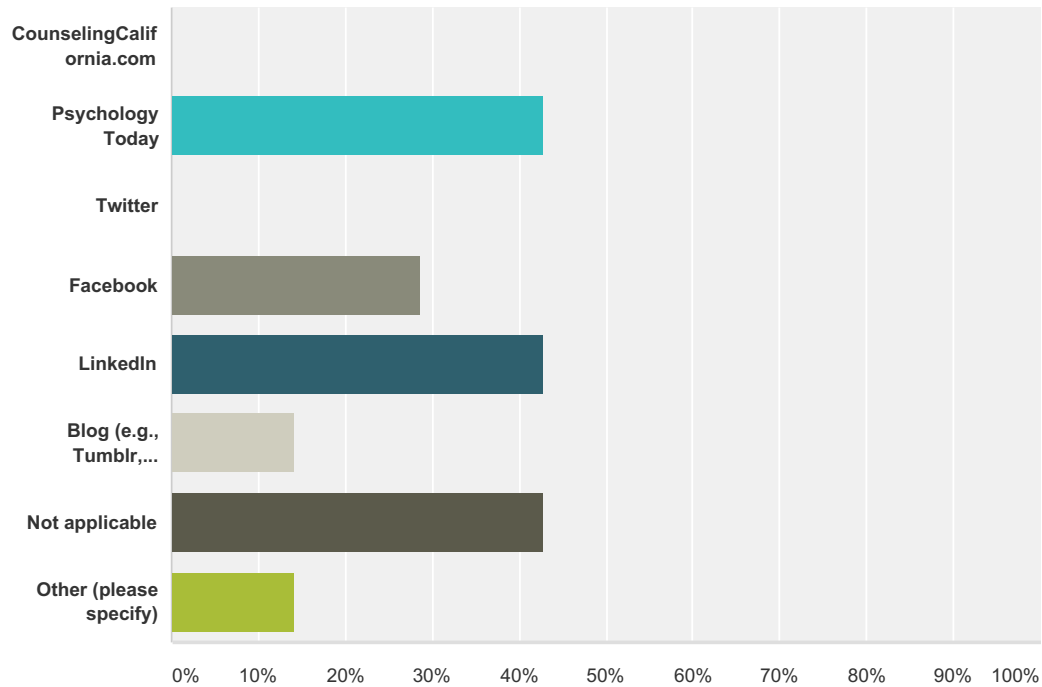


Answer Choices	Responses
Professional/client referrals	71.43% 5
Expert interviews	0.00% 0
Website	85.71% 6
Networking	71.43% 5
Presentations	14.29% 1
Print ads (newspapers/magazines/newsletters, etc.)	14.29% 1
Online directories/ads	57.14% 4
Social media	57.14% 4
Other (please specify)	0.00% 0
Total Respondents: 7	

#	Other (please specify)	Date
	There are no responses.	

Q56 Which online directories or social media outlets do you use to promote your services?

Answered: 7 Skipped: 38

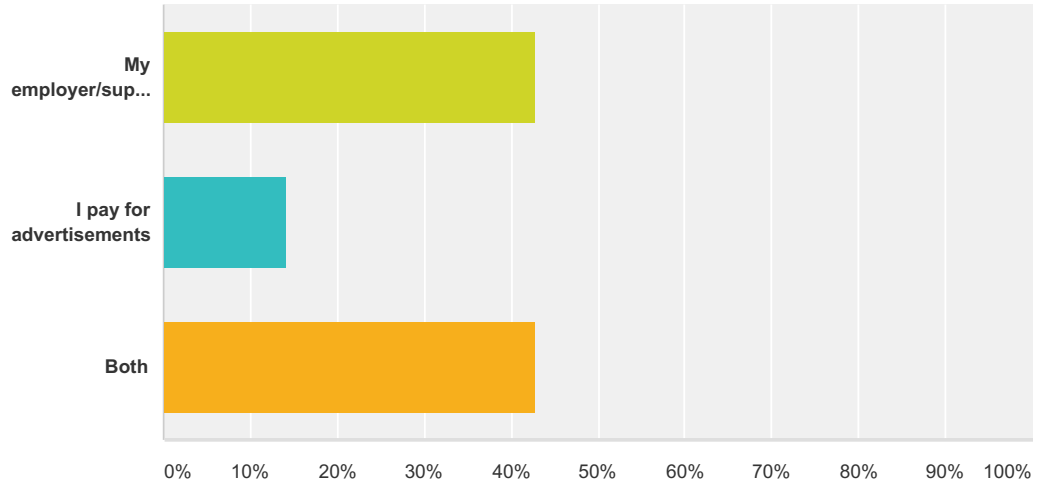


Answer Choices	Responses
CounselingCalifornia.com	0.00% 0
Psychology Today	42.86% 3
Twitter	0.00% 0
Facebook	28.57% 2
LinkedIn	42.86% 3
Blog (e.g., Tumblr, Wordpress, Blogger, etc.)	14.29% 1
Not applicable	42.86% 3
Other (please specify)	14.29% 1
Total Respondents: 7	

#	Other (please specify)	Date
1	Healthgrades.com Google	1/16/2015 4:21 PM

Q57 Are the advertisements paid for by your employer/supervisor or do you pay for them?

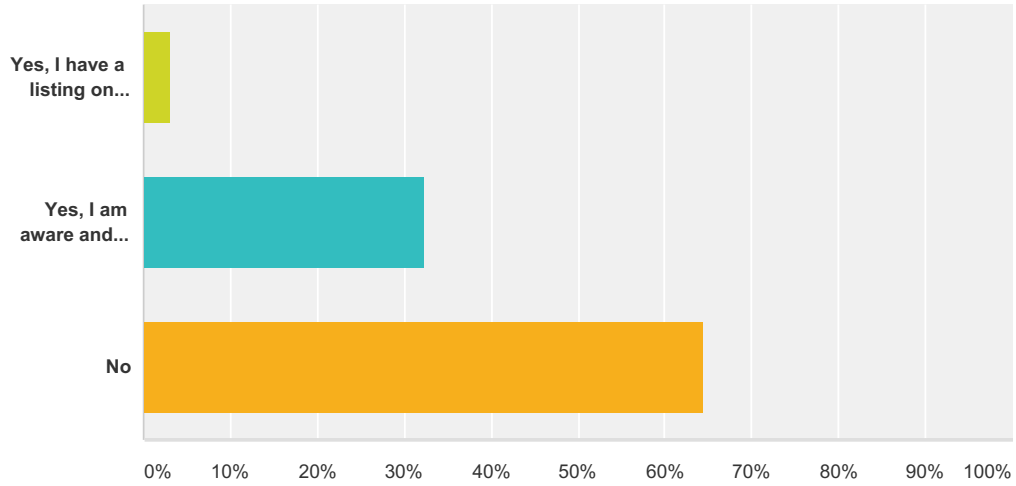
Answered: 7 Skipped: 38



Answer Choices	Responses
My employer/supervisor pays for advertisements	42.86% 3
I pay for advertisements	14.29% 1
Both	42.86% 3
Total Respondents: 7	

Q58 Do you know you can pay \$50 a year to advertise on CounselingCalifornia.com, CAMFT’s consumer-facing website?

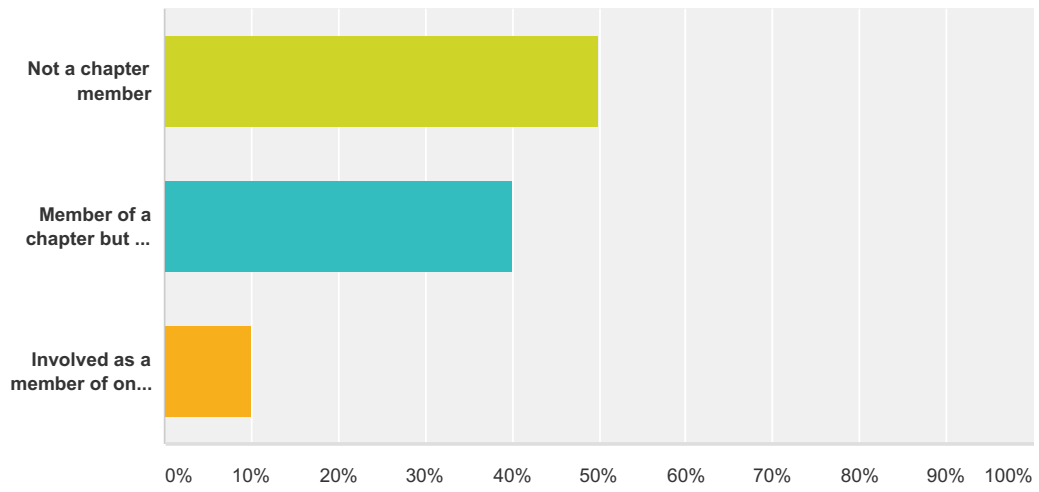
Answered: 31 Skipped: 14



Answer Choices	Responses
Yes, I have a listing on CounselingCalifornia.com	3.23% 1
Yes, I am aware and choose not to have a listing	32.26% 10
No	64.52% 20
Total	31

Q59 Are you involved in one or more CAMFT Chapters?

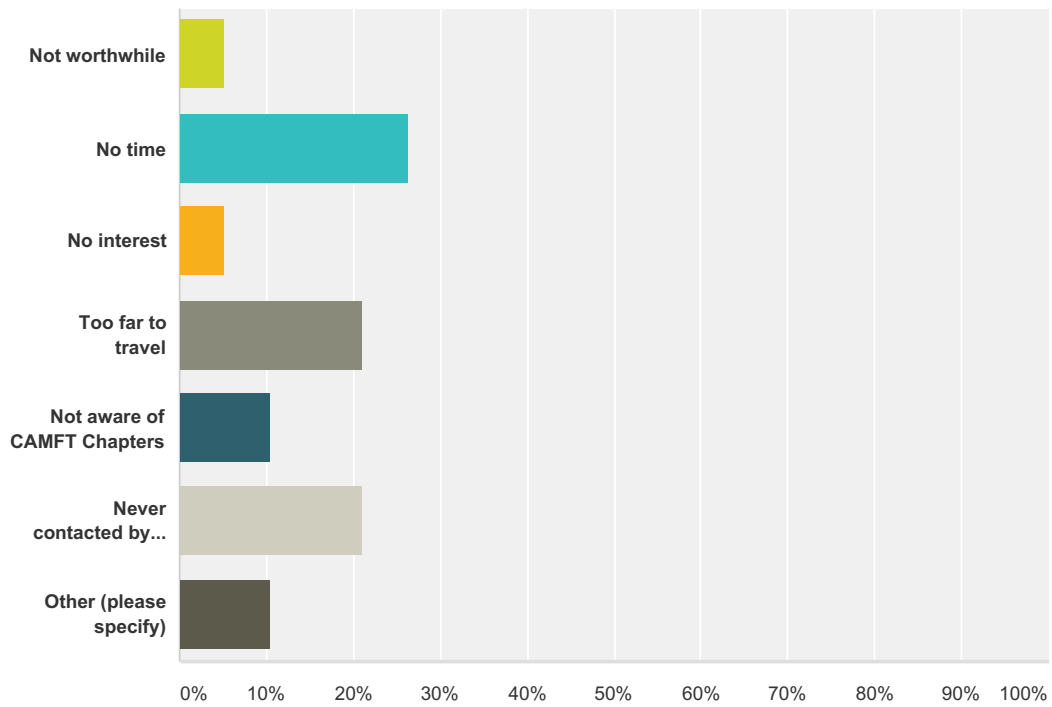
Answered: 40 Skipped: 5



Answer Choices	Responses
Not a chapter member	50.00% 20
Member of a chapter but not involved	40.00% 16
Involved as a member of one or more chapters	10.00% 4
Total	40

Q60 Why aren't you involved in a CAMFT Chapter?

Answered: 19 Skipped: 26

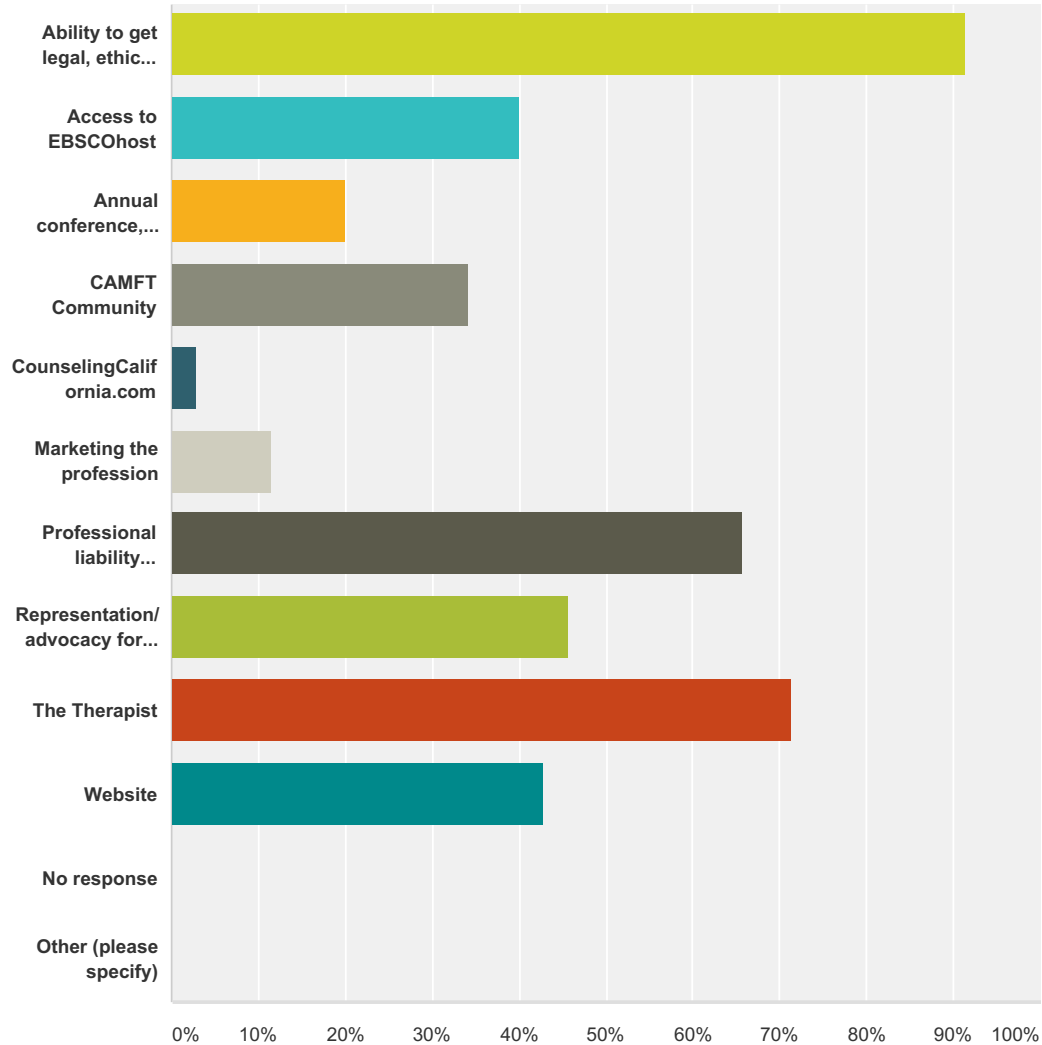


Answer Choices	Responses
Not worthwhile	5.26% 1
No time	26.32% 5
No interest	5.26% 1
Too far to travel	21.05% 4
Not aware of CAMFT Chapters	10.53% 2
Never contacted by a Chapter	21.05% 4
Other (please specify)	10.53% 2
Total	19

#	Other (please specify)	Date
1	new grad - just getting connected	1/18/2015 12:33 PM
2	Will join soon	1/15/2015 5:31 PM

Q61 What CAMFT member benefits do you consider to be most beneficial? (Check all that apply)

Answered: 35 Skipped: 10



Answer Choices	Responses
Ability to get legal, ethical and business questions answered	91.43% 32
Access to EBSCOhost	40.00% 14
Annual conference, Fall Symposium and workshops	20.00% 7
CAMFT Community	34.29% 12
CounselingCalifornia.com	2.86% 1
Marketing the profession	11.43% 4
Professional liability insurance	65.71% 23
Representation/advocacy for the profession	45.71% 16

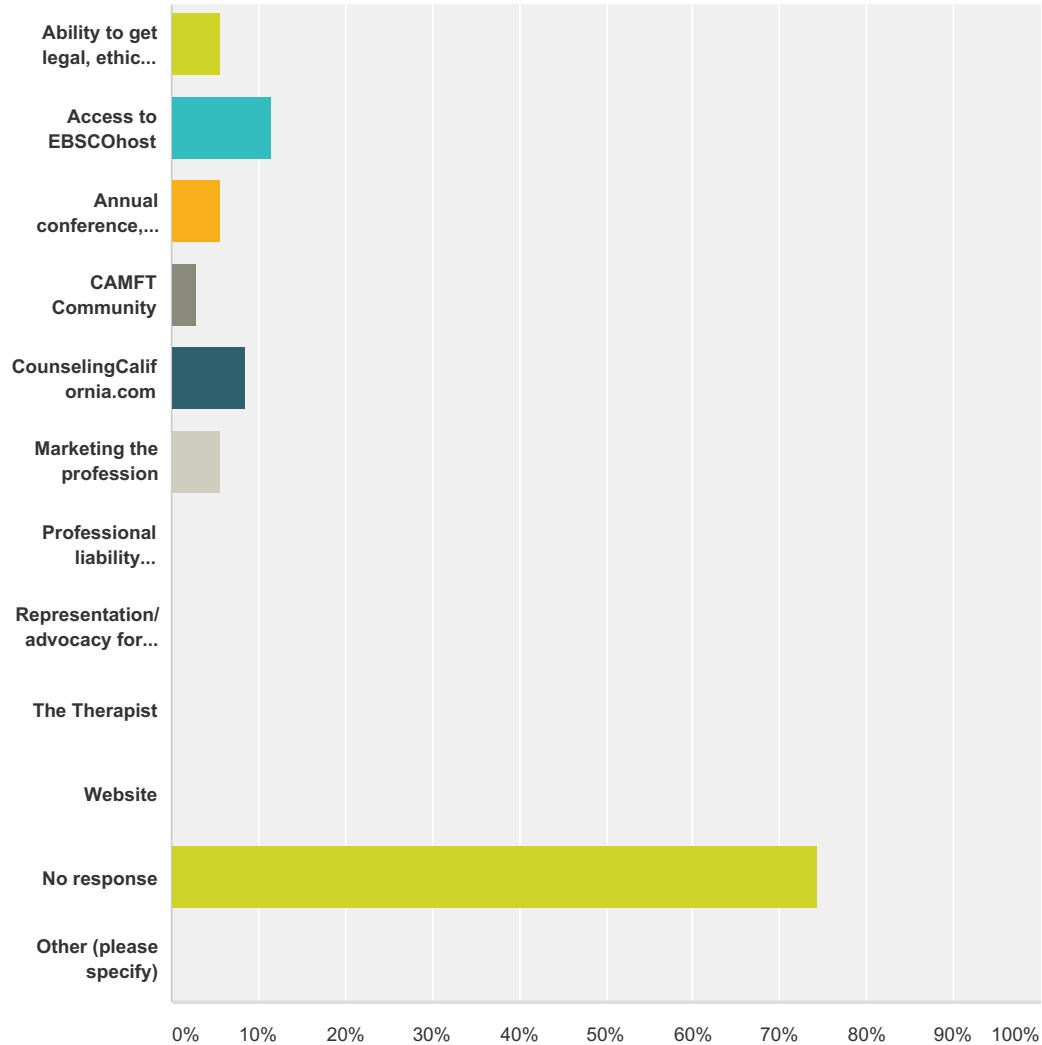
Demographic Survey - Prelicensed

The Therapist	71.43%	25
Website	42.86%	15
No response	0.00%	0
Other (please specify)	0.00%	0
Total Respondents: 35		

#	Other (please specify)	Date
	There are no responses.	

Q62 What CAMFT member benefits do you consider to be least beneficial? (Check all that apply)

Answered: 35 Skipped: 10



Answer Choices	Responses
Ability to get legal, ethical and business questions answered	5.71% 2
Access to EBSCOhost	11.43% 4
Annual conference, Fall Symposium and workshops	5.71% 2
CAMFT Community	2.86% 1
CounselingCalifornia.com	8.57% 3
Marketing the profession	5.71% 2
Professional liability insurance	0.00% 0
Representation/advocacy for the profession	0.00% 0

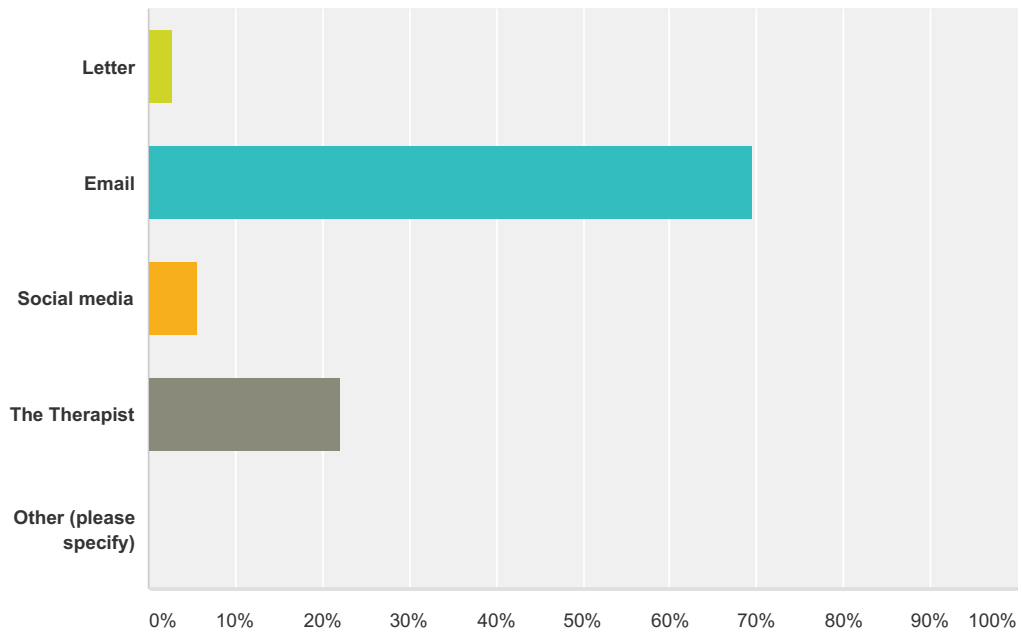
Demographic Survey - Prelicensed

The Therapist	0.00%	0
Website	0.00%	0
No response	74.29%	26
Other (please specify)	0.00%	0
Total Respondents: 35		

#	Other (please specify)	Date
	There are no responses.	

Q63 Which is your preferred method for CAMFT communications?

Answered: 36 Skipped: 9



Answer Choices	Responses
Letter	2.78% 1
Email	69.44% 25
Social media	5.56% 2
The Therapist	22.22% 8
Other (please specify)	0.00% 0
Total	36

#	Other (please specify)	Date
	There are no responses.	

Demographic Survey - Prelicensed

Q64 How can CAMFT help support you on the road to licensure?

Answered: 17 Skipped: 28

#	Responses	Date
1	Info about dual licensing MFT and lock	2/6/2015 9:35 AM
2	Encourage paid internships Continue offering your great camft symposia that I can afford	1/18/2015 12:33 PM
3	Test prep	1/17/2015 11:26 PM
4	practice tests	1/16/2015 6:12 PM
5	Advocate for increase in qualified supervisors in government service.	1/16/2015 3:56 PM
6	Support an active list of internship possibilities in my geographical area. Continue to impress on congresspersons LMFTs and interns as appropriate providers for MediCare	1/16/2015 11:17 AM
7	Post grad refresher classes for state board licensure	1/16/2015 11:11 AM
8	Fight for more paid internships in some way if at all possible.	1/16/2015 9:23 AM
9	Continue to do what you do!	1/16/2015 7:52 AM
10	Decrease wait times for processing applications	1/15/2015 11:29 PM
11	none that I can think of. CAMFT is pretty supportive and easy to work with.	1/15/2015 10:54 PM
12	By sending email of resources.	1/15/2015 6:44 PM
13	I would like to participate in a study group with members working toward licensure.	1/15/2015 5:45 PM
14	By informing me of upcoming trainings. By including practice questions in the "Therapist" magazine.	1/15/2015 5:31 PM
15	Improving processing time at BBS	1/15/2015 4:19 PM
16	Updates on testing (national test?) and test material	1/15/2015 3:52 PM
17	More opportunities to gain experience in private practice settings with couples, families and children.	1/15/2015 3:22 PM

Demographic Survey - Prelicensed

Q65 Additional question you would like included in future Prelicensed Demographic Surveys:

Answered: 9 Skipped: 36

#	Responses	Date
1	Do you think your practicum experience prepared you for work as an Intern?	1/17/2015 11:26 PM
2	How many hours have you accumulated? how many of those hours count towards licensure?	1/16/2015 6:12 PM
3	Include "Kings" county in listing of counties.	1/16/2015 3:56 PM
4	Closer to my demographic area	1/16/2015 11:11 AM
5	Asking why some aren't able pursue licensure. Also it might help to put past-tense language into the survey that would encompass family situations and time commitments.	1/16/2015 9:23 AM
6	none at this time	1/15/2015 10:54 PM
7	n/a	1/15/2015 6:44 PM
8	Would a scholarship/stipend opportunity for MFT Trainees be helpful?	1/15/2015 3:22 PM
9	Some of the questions that ask about how the trainee/intern is paid do not have an option that represents an unemployed status, such as "Not Applicable."	1/15/2015 2:50 PM

Demographic Survey - Prelicensed

Q66 To be entered in the drawing to win a free membership renewal, please include your name (as it appears on CAMFT record) and email address:

Answered: 28 Skipped: 17

#	Responses	Date
1	Gloria L Parke Gparke100@gmail.com	2/6/2015 9:35 AM
2	Stephanie Fierro Stephaniefierro@yahoo.com Nenerae777@hotmail.com	2/5/2015 1:34 PM
3	Natalie Vega natalie.vega@toiyabe.us	2/4/2015 9:14 AM
4	Cindi Lane-Pompa cindilanepompa@yahoo.com	1/26/2015 8:02 AM
5	Jennefer Lupercio jenneferlupercio@yahoo.com	1/24/2015 12:04 PM
6	Eric I. Purdy; epurdy0046@yahoo.com	1/19/2015 10:08 AM
7	Deborah De Carlo-Akins debakins@yahoo.com	1/18/2015 12:33 PM
8	Kelly Winter Krkmom@gmail.com	1/17/2015 11:26 PM
9	Carlette Layne imcar@hotmail.com	1/16/2015 6:12 PM
10	Rachel Sievers rachelsievers@live.com	1/16/2015 4:31 PM
11	Tracy Slack tslack1313@gmail.com	1/16/2015 3:56 PM
12	Annita Regehr 832 S. Anderson Rd Exeter, Ca. 93221	1/16/2015 11:17 AM
13	Laura R. Ballard lauraballard1965@aol.com	1/16/2015 11:11 AM
14	Kristal Powell theoriginalkp@hotmail.com	1/16/2015 7:52 AM
15	Heather Etheridge h.etheridge@att.net	1/16/2015 7:26 AM
16	Penny A Oliveira	1/16/2015 7:07 AM
17	Amy Carlson Jacjac99@gmail.com	1/16/2015 7:06 AM
18	Steven Sanchez Steve2b1@gmail.com	1/16/2015 12:13 AM
19	Richard Wendt richardlwendt@gmail.com	1/15/2015 11:29 PM
20	LLoyd E Graham gramckr1@gmail.com	1/15/2015 10:54 PM
21	Julie Suggs Apperson. julieapperson@hotmail.com	1/15/2015 5:45 PM
22	Jeffery Thomas jdtjdt1959@yahoo.com	1/15/2015 5:31 PM
23	Darby Childress ddcinc@aol.com	1/15/2015 4:30 PM
24	Ramona Elizondo ramona-h@sbcglobal.net	1/15/2015 4:19 PM
25	Kyle Kendall	1/15/2015 3:26 PM
26	Name = Patrick Lewis Email = lewis.s.patrick@gmail.com	1/15/2015 3:22 PM
27	Kalyn Tachovaka KalynTachovaka@mail.fresnostate.edu	1/15/2015 3:15 PM
28	Elizabeth Moss ecorrimoss@yahoo.com	1/15/2015 2:50 PM