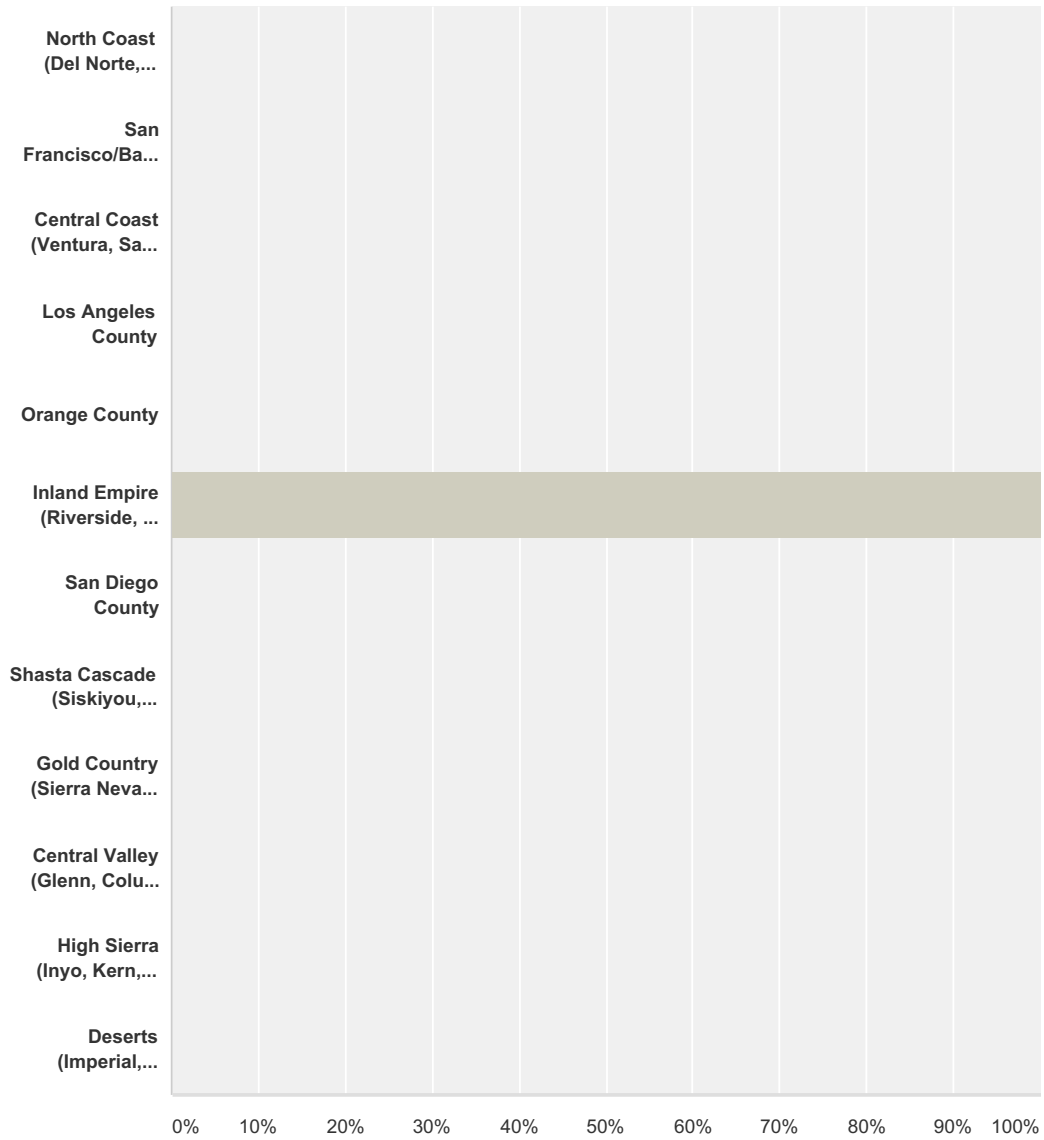


Q1 In which California region/county do you reside?

Answered: 108 Skipped: 0



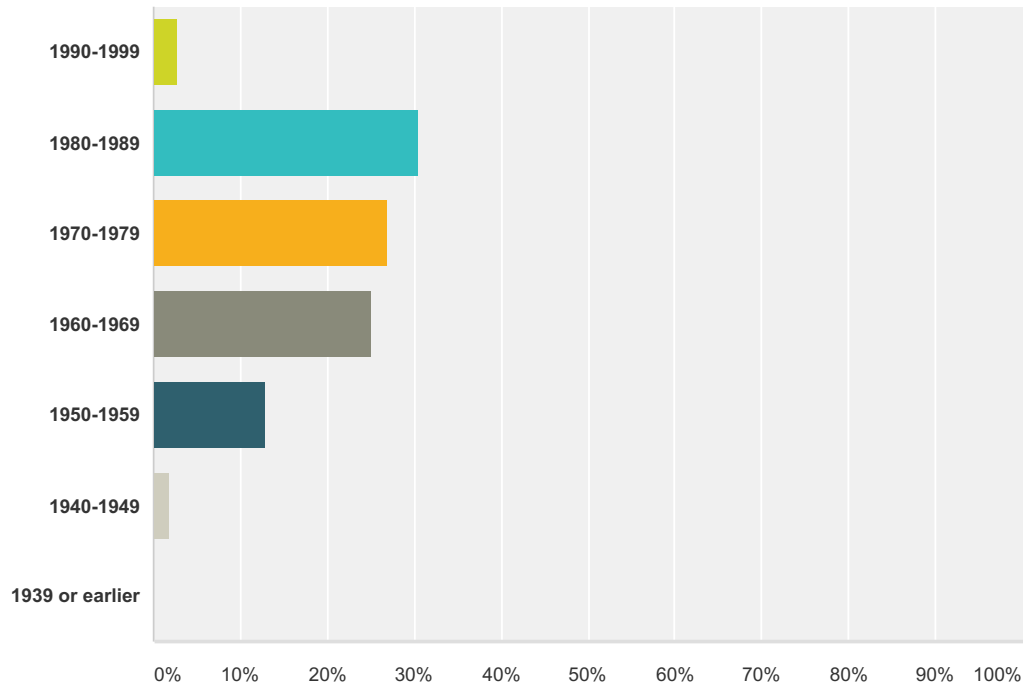
Answer Choices	Responses
North Coast (Del Norte, Humboldt, Mendocino, Sonoma, Lake)	0.00% 0
San Francisco/Bay Area (San Francisco, Marin, Contra Costa, San Mateo, Alameda, Santa Cruz, Santa Clara)	0.00% 0
Central Coast (Ventura, Santa Barbara, San Luis Obispo, Monterey, San Benito)	0.00% 0
Los Angeles County	0.00% 0
Orange County	0.00% 0
Inland Empire (Riverside, San Bernardino)	100.00% 108
San Diego County	0.00% 0

Demographic Survey - Prelicensed

Shasta Cascade (Siskiyou, Modoc, Shasta, Lassen, Tehama, Plumas, Butte, Glenn, Trinity)	0.00%	0
Gold Country (Sierra Nevada, Placer, Yuba, El Dorado, Fresno, Mariposa, Tuolumne, Calaveras, Amador, Sacramento, Sutter)	0.00%	0
Central Valley (Glenn, Colusa, Yolo, Solano, San Joaquin, Sacramento, Stanislaus, Merced, Madera)	0.00%	0
High Sierra (Inyo, Kern, Tulare, Fresno, Madera, Mariposa, Mono, Yuba, Alpine, Tuolumne, Calaveras)	0.00%	0
Deserts (Imperial, Riverside, San Bernardino)	0.00%	0
Total		108

Q2 What year were you born?

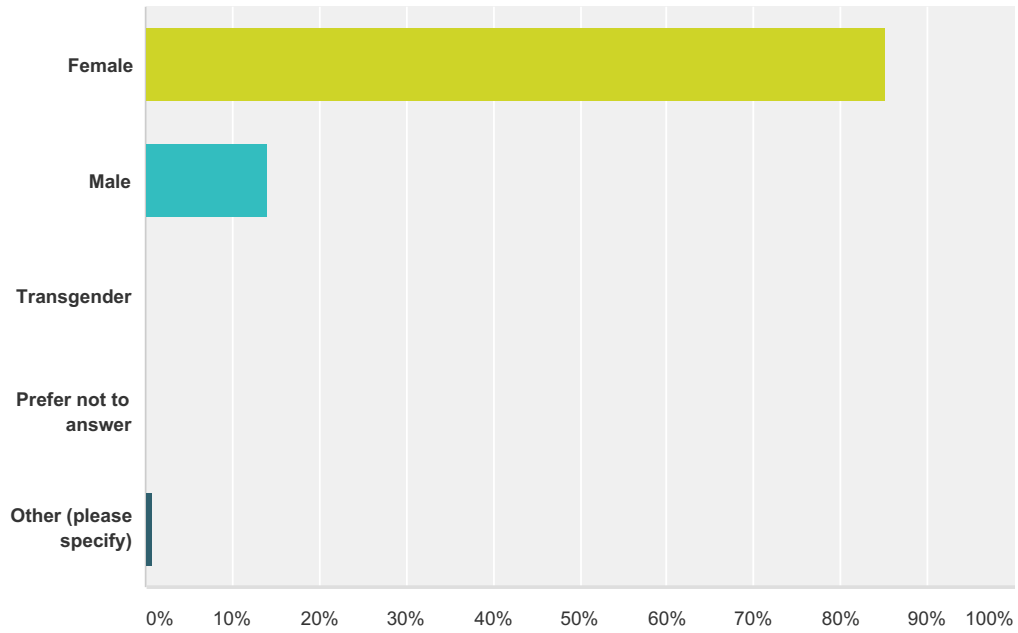
Answered: 108 Skipped: 0



Answer Choices	Responses
1990-1999	2.78% 3
1980-1989	30.56% 33
1970-1979	26.85% 29
1960-1969	25.00% 27
1950-1959	12.96% 14
1940-1949	1.85% 2
1939 or earlier	0.00% 0
Total	108

Q3 With which gender do you identify?

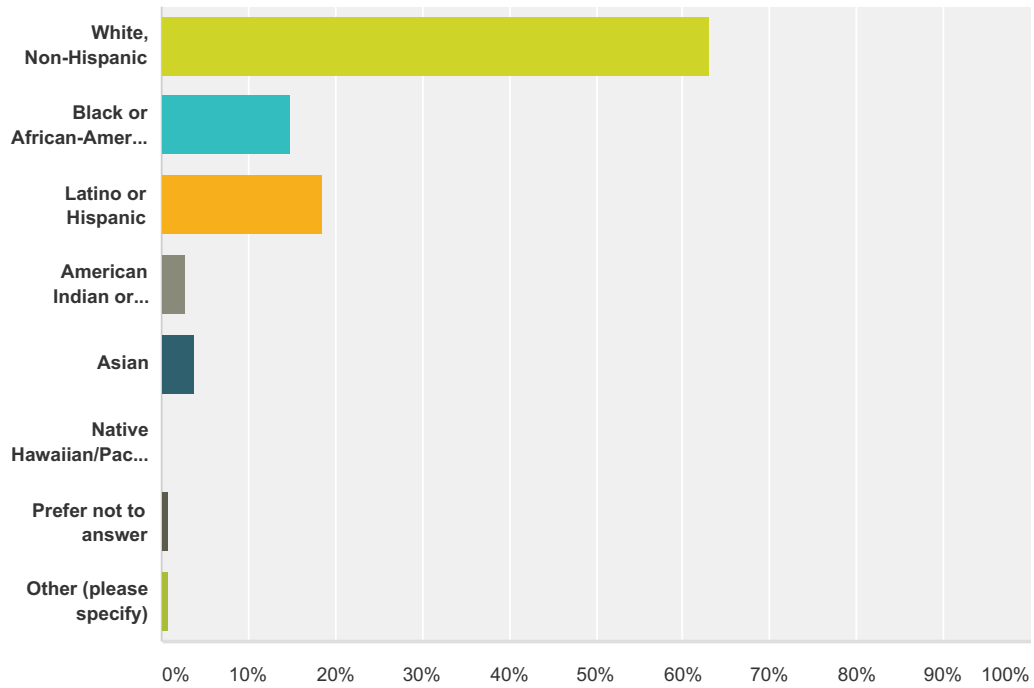
Answered: 108 Skipped: 0



Answer Choices	Responses	Count
Female	85.19%	92
Male	13.89%	15
Transgender	0.00%	0
Prefer not to answer	0.00%	0
Other (please specify)	0.93%	1
Total		108

Q4 What is your race/ethnic origin?

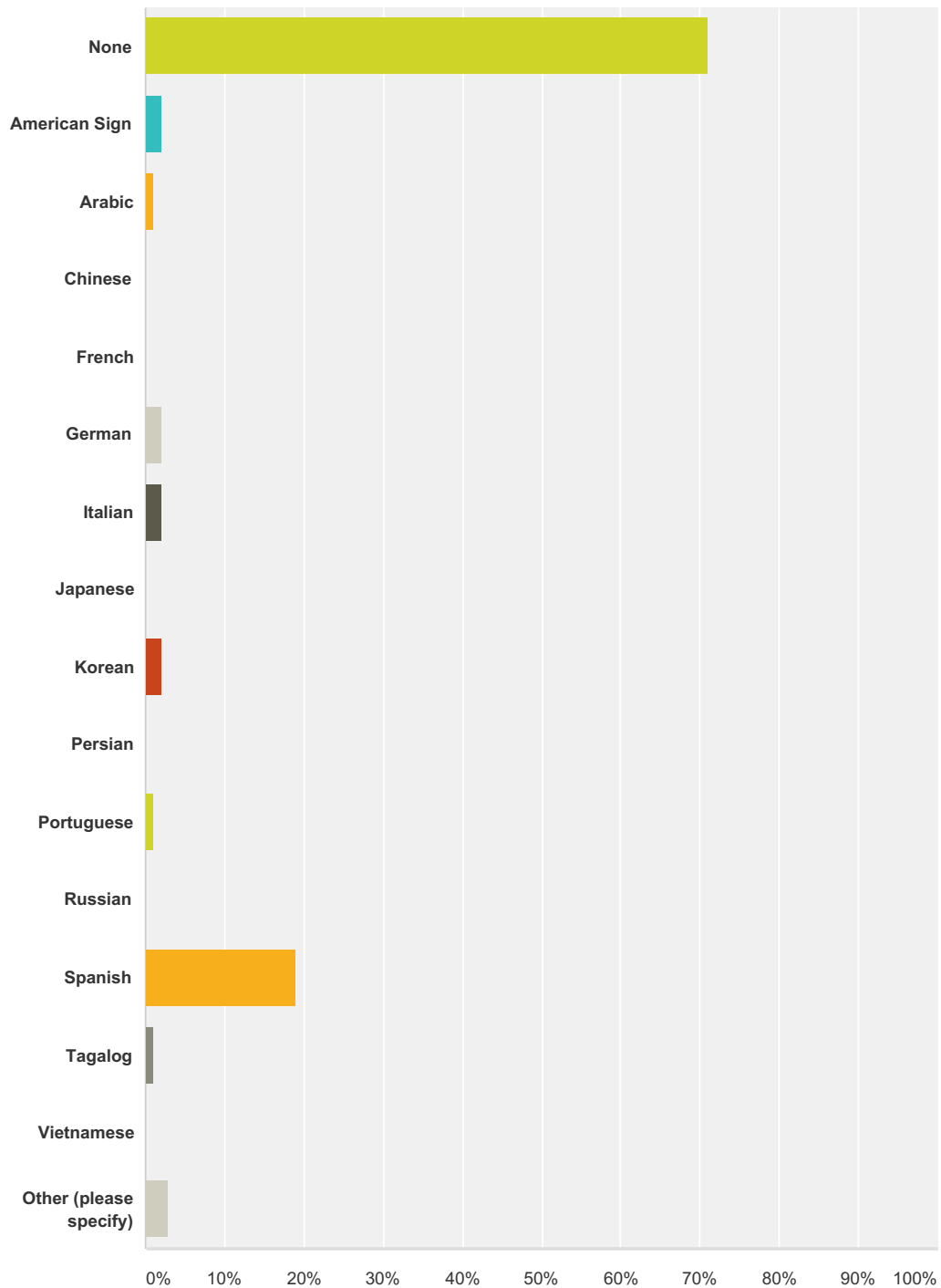
Answered: 108 Skipped: 0



Answer Choices	Responses
White, Non-Hispanic	62.96% 68
Black or African-American	14.81% 16
Latino or Hispanic	18.52% 20
American Indian or Alaskan Native	2.78% 3
Asian	3.70% 4
Native Hawaiian/Pacific Islander	0.00% 0
Prefer not to answer	0.93% 1
Other (please specify)	0.93% 1
Total Respondents: 108	

Q5 What language(s) do you speak in addition to English? (Check all that apply)

Answered: 100 Skipped: 8



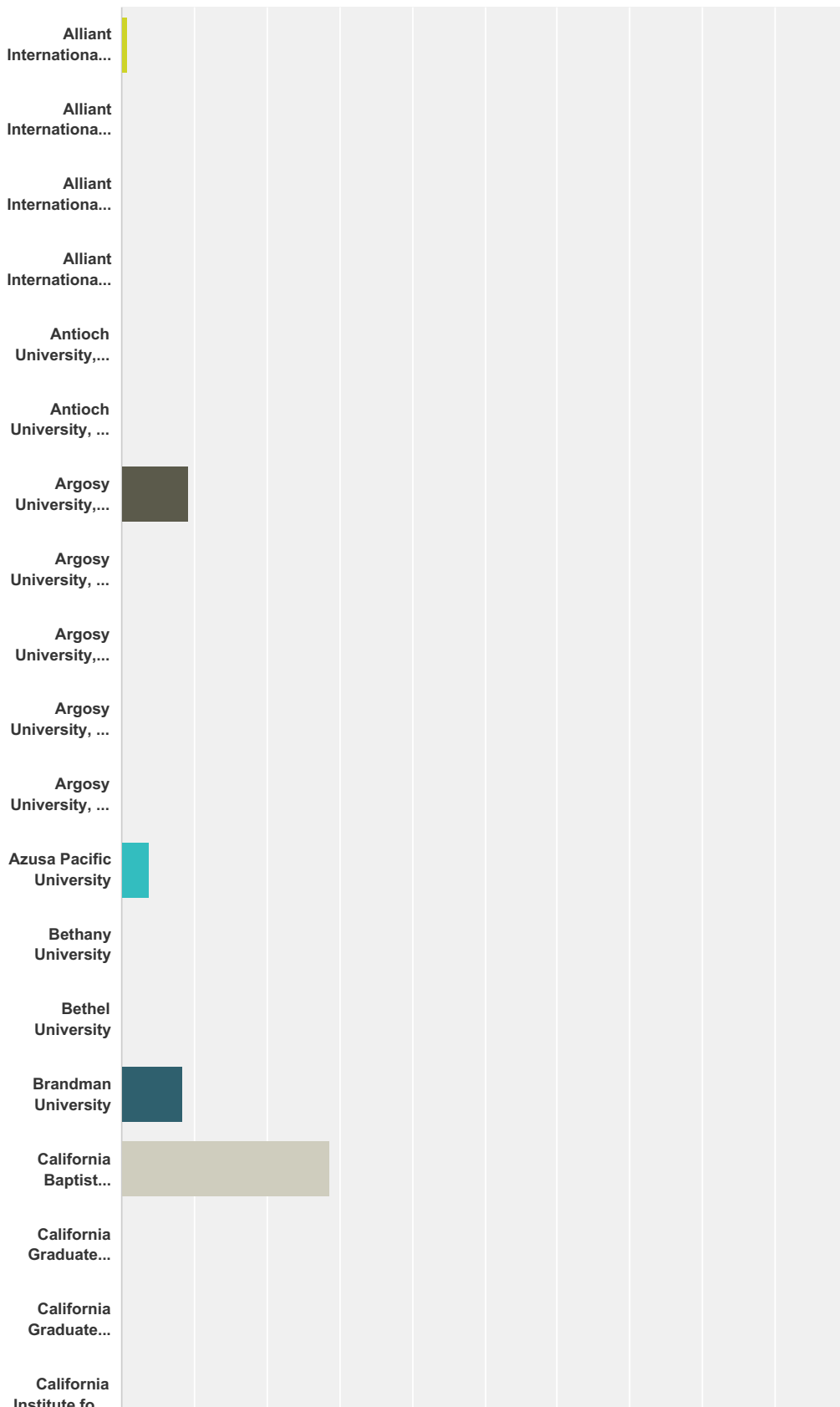
Answer Choices	Responses
None	71.00% 71
American Sign	2.00% 2

Demographic Survey - Prelicensed

Arabic	1.00%	1
Chinese	0.00%	0
French	0.00%	0
German	2.00%	2
Italian	2.00%	2
Japanese	0.00%	0
Korean	2.00%	2
Persian	0.00%	0
Portuguese	1.00%	1
Russian	0.00%	0
Spanish	19.00%	19
Tagalog	1.00%	1
Vietnamese	0.00%	0
Other (please specify)	3.00%	3
Total Respondents: 100		

Q6 Which graduate school do/did you attend?

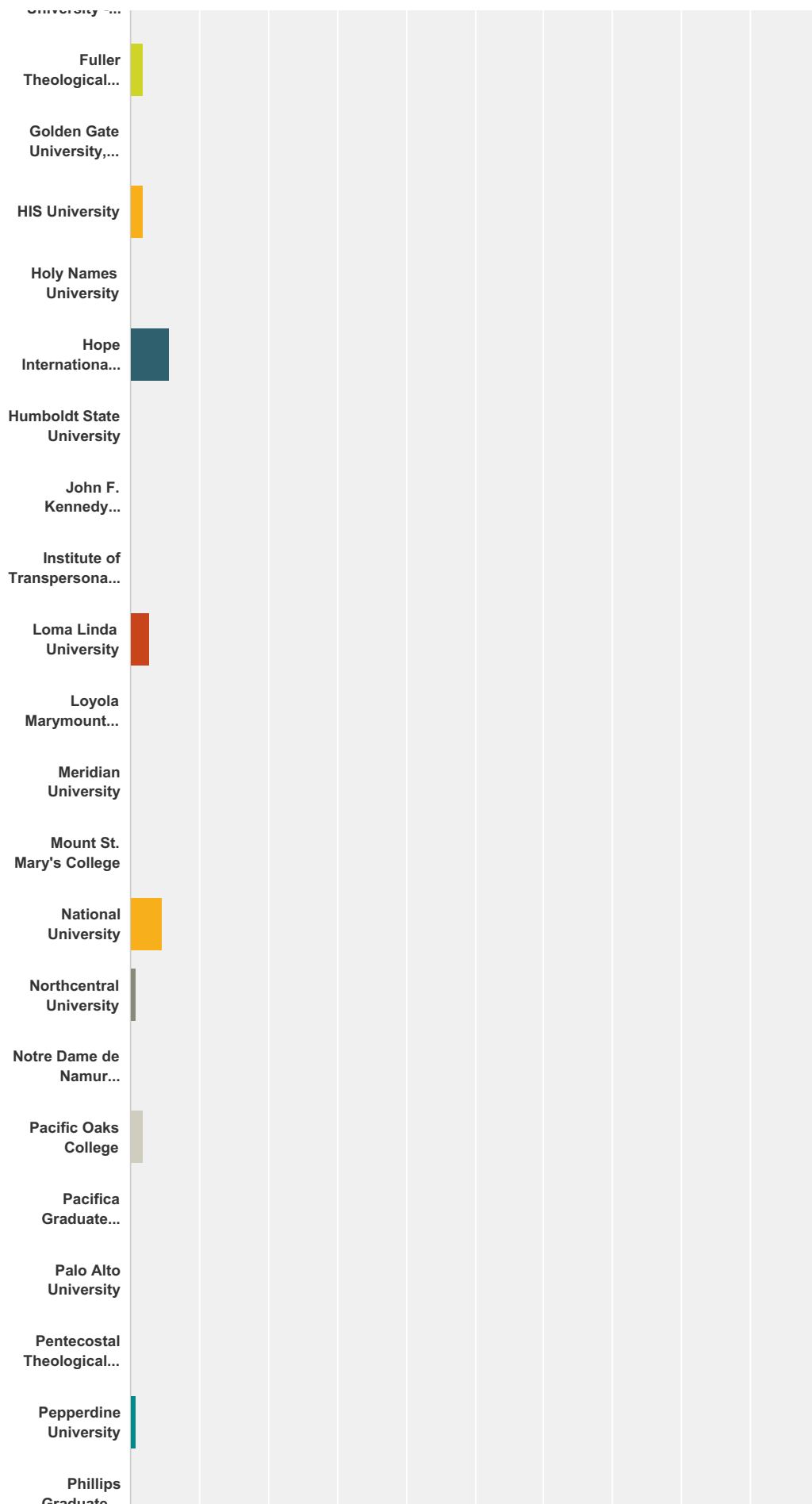
Answered: 108 Skipped: 0



Demographic Survey - Prelicensed



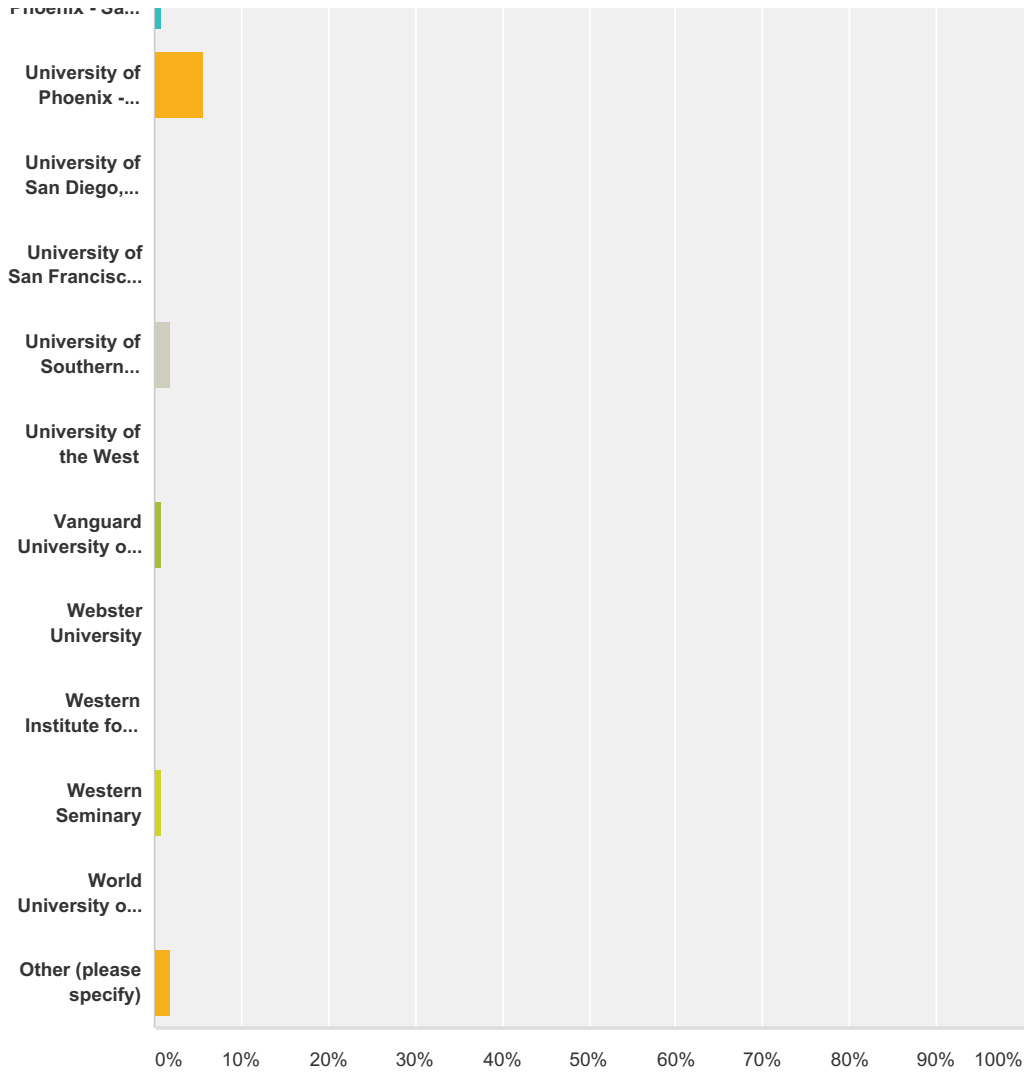
Demographic Survey - Prelicensed



Demographic Survey - Prelicensed



Demographic Survey - Prelicensed



Answer Choices	Responses	
Alliant International University, Irvine	0.93%	1
Alliant International University, Los Angeles	0.00%	0
Alliant International University, Sacramento	0.00%	0
Alliant International University, San Diego	0.00%	0
Antioch University, Santa Barbara	0.00%	0
Antioch University, Los Angeles	0.00%	0
Argosy University, Inland Empire Campus	9.26%	10
Argosy University, Los Angeles Campus	0.00%	0
Argosy University, Orange County Campus	0.00%	0
Argosy University, San Diego Campus	0.00%	0
Argosy University, San Francisco Bay Area Campus (Alameda)	0.00%	0
Azusa Pacific University	3.70%	4

Demographic Survey - Prelicensed

Bethany University	0.00%	0
Bethel University	0.00%	0
Brandman University	8.33%	9
California Baptist University	28.70%	31
California Graduate Institute of The Chicago School of Professional Psychology, Irvine	0.00%	0
California Graduate Institute of the Chicago School of Professional Psychology, Westwood	0.00%	0
California Institute for Human Science	0.00%	0
California Institute of Integral Studies	0.00%	0
California Lutheran University	0.00%	0
California Southern University	0.93%	1
California State Polytechnic University, Pomona	1.85%	2
California State Polytechnic University, San Luis Obispo, Psychology and Human Development Dept.	0.00%	0
California State University, Bakersfield, Counseling Psychology Program	0.00%	0
California State University, Chico	0.00%	0
California State University, Dominguez Hills	0.00%	0
California State University, East Bay	0.00%	0
California State University, Fresno, Dept. of Counseling and Special Education	0.00%	0
California State University, Fullerton, Department of Counseling, Department of Psychology	3.70%	4
California State University, Long Beach	0.00%	0
California State University, Los Angeles, Charter College of Education	0.00%	0
California State University, Northridge, Department of Educational Psychology & Counseling	0.00%	0
California State University, Sacramento, Department of Counselor Education, Department of Psychology	0.00%	0
California State University, San Bernardino, Department of Psychology	3.70%	4
California State University, Stanislaus	0.00%	0
Chapman University, Orange	1.85%	2
Dominican University of California	0.00%	0
Eisner Institute for Professional Studies	0.00%	0
Fresno Pacific University - MB Biblical Seminary	0.00%	0
Fuller Theological Seminary	1.85%	2
Golden Gate University, Department of Psychology	0.00%	0
HIS University	1.85%	2
Holy Names University	0.00%	0
Hope International University	5.56%	6
Humboldt State University	0.00%	0
John F. Kennedy University	0.00%	0

Demographic Survey - Prelicensed

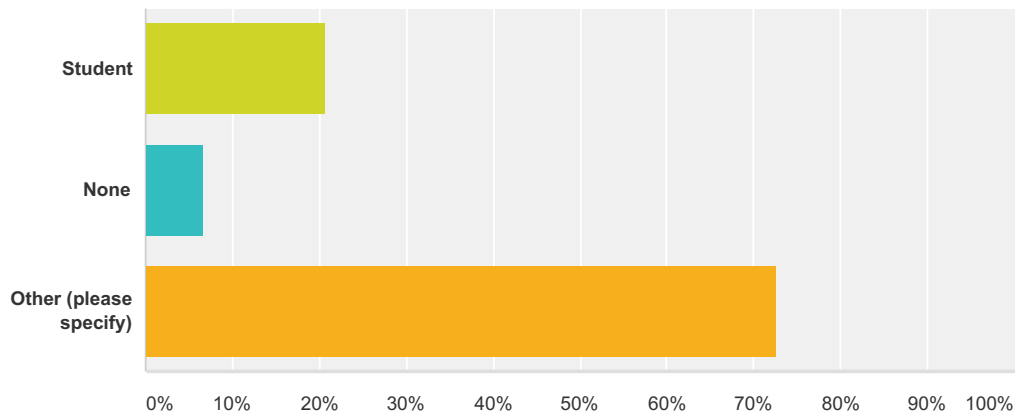
Institute of Transpersonal Psychology	0.00%	0
Loma Linda University	2.78%	3
Loyola Marymount University	0.00%	0
Meridian University	0.00%	0
Mount St. Mary's College	0.00%	0
National University	4.63%	5
Northcentral University	0.93%	1
Notre Dame de Namur University	0.00%	0
Pacific Oaks College	1.85%	2
Pacifica Graduate Institute	0.00%	0
Palo Alto University	0.00%	0
Pentecostal Theological Seminary	0.00%	0
Pepperdine University	0.93%	1
Phillips Graduate Institute	0.00%	0
Professional School of Psychology	0.00%	0
Ryokan College	0.93%	1
San Diego State University	0.00%	0
San Diego University for Integrative Studies	0.00%	0
San Francisco State University, College of Health and Human Services	0.00%	0
San Jose State University	0.00%	0
Santa Barbara Graduate Institute	0.00%	0
Santa Clara University, Counseling Psychology	0.00%	0
Saybrook University	0.00%	0
Simpson University	0.00%	0
Sonoma State University	0.00%	0
Southern California Seminary	0.00%	0
St. Mary's College of California	0.00%	0
The Chicago School of Professional Psychology, Los Angeles	0.00%	0
The Wright Institute	0.00%	0
Trinity College of Graduate Studies	0.00%	0
University of La Verne	2.78%	3
University of Phoenix - Bay Area Campus	0.00%	0
University of Phoenix - Central Valley Campus	0.00%	0
University of Phoenix - Sacramento Campus	0.93%	1
University of Phoenix - San Diego Campus	0.93%	1

Demographic Survey - Prelicensed

University of Phoenix - Southern California Campus	5.56%	6
University of San Diego, School of Leadership and Education Sciences - MFT Program	0.00%	0
University of San Francisco, School of Education	0.00%	0
University of Southern California	1.85%	2
University of the West	0.00%	0
Vanguard University of Southern California	0.93%	1
Webster University	0.00%	0
Western Institute for Social Research	0.00%	0
Western Seminary	0.93%	1
World University of America	0.00%	0
Other (please specify)	1.85%	2
Total		108

Q7 What was your career before studying/training to become an LMFT?

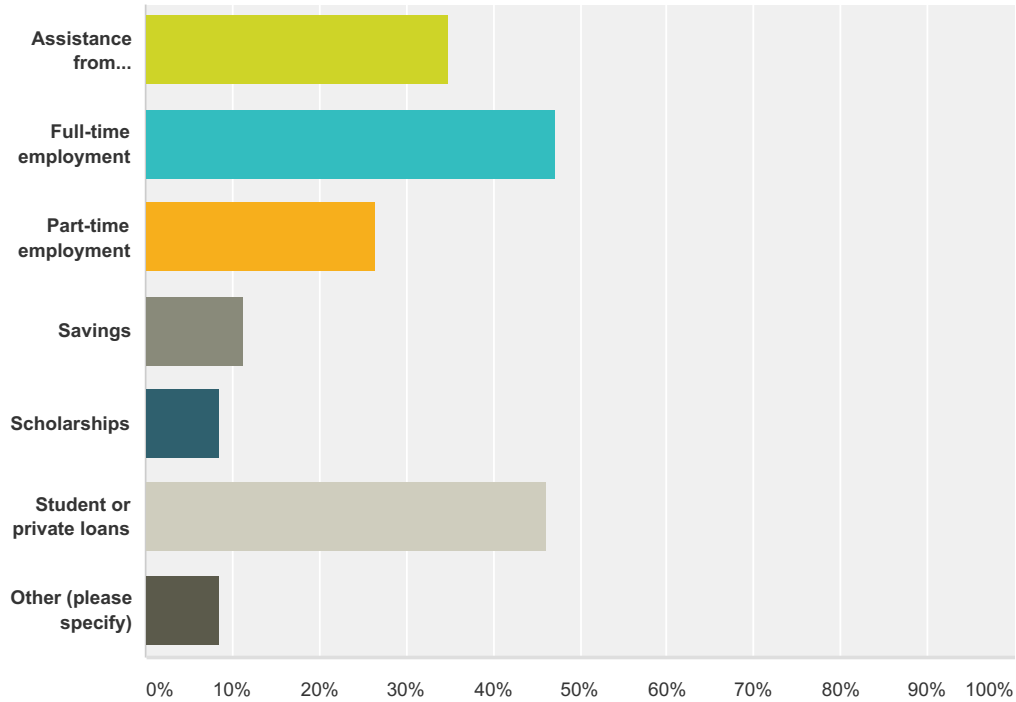
Answered: 106 Skipped: 2



Answer Choices	Responses
Student	20.75% 22
None	6.60% 7
Other (please specify)	72.64% 77
Total	106

Q8 How are you financially supporting yourself through your graduate program and beyond? (Check all that apply)

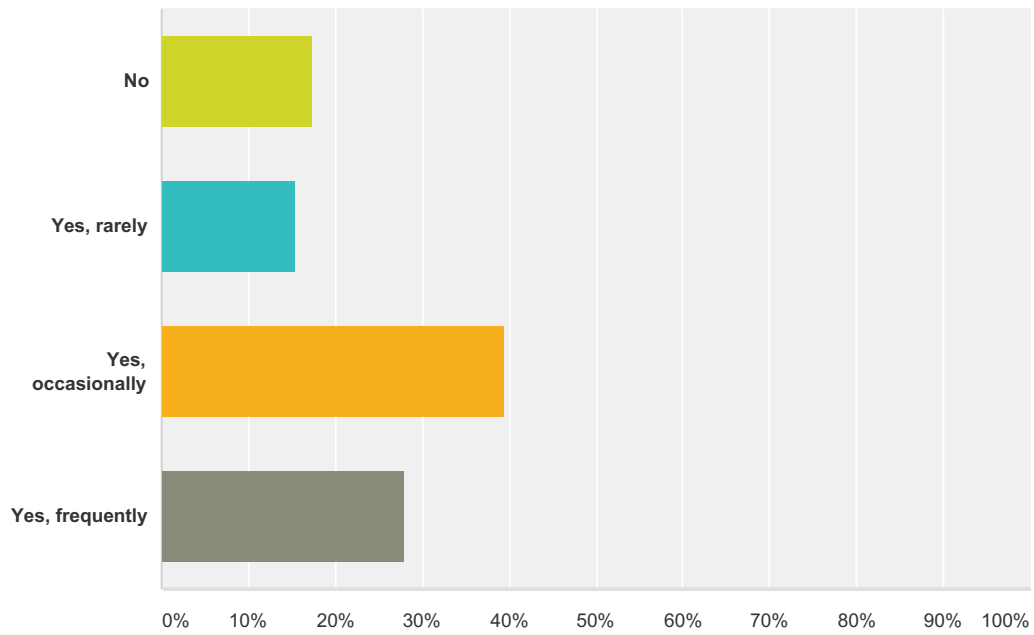
Answered: 106 Skipped: 2



Answer Choices	Responses
Assistance from spouse/partner/family	34.91% 37
Full-time employment	47.17% 50
Part-time employment	26.42% 28
Savings	11.32% 12
Scholarships	8.49% 9
Student or private loans	46.23% 49
Other (please specify)	8.49% 9
Total Respondents: 106	

Q9 Within the last two years, have you received personal psychotherapy?

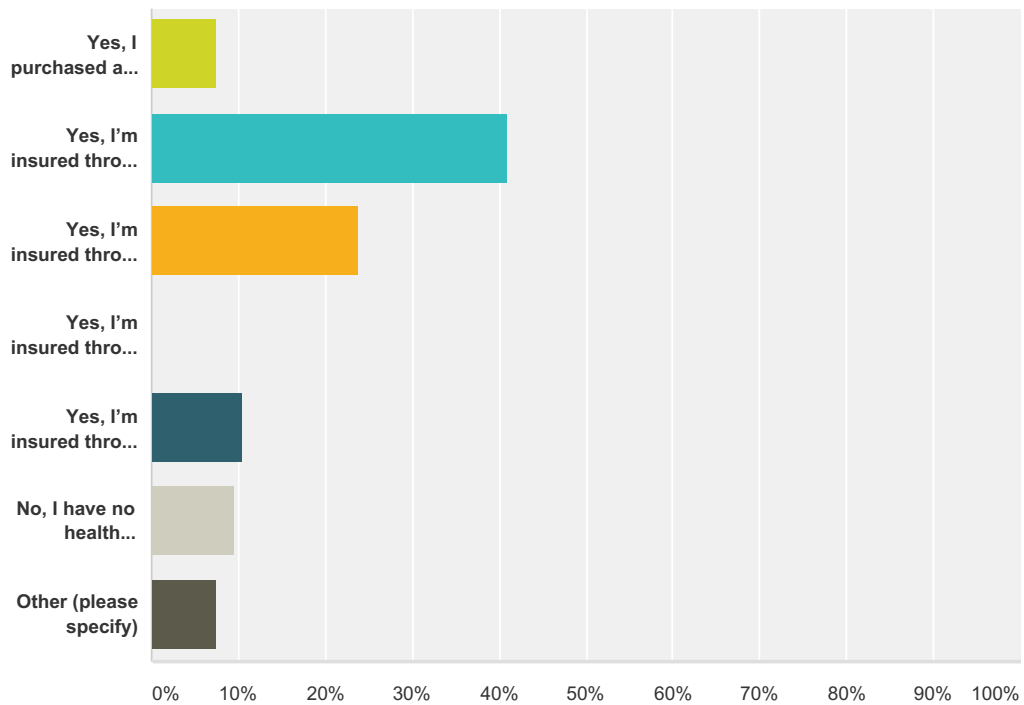
Answered: 104 Skipped: 4



Answer Choices	Responses	
No	17.31%	18
Yes, rarely	15.38%	16
Yes, occasionally	39.42%	41
Yes, frequently	27.88%	29
Total		104

Q10 Do you have health insurance for your personal medical care?

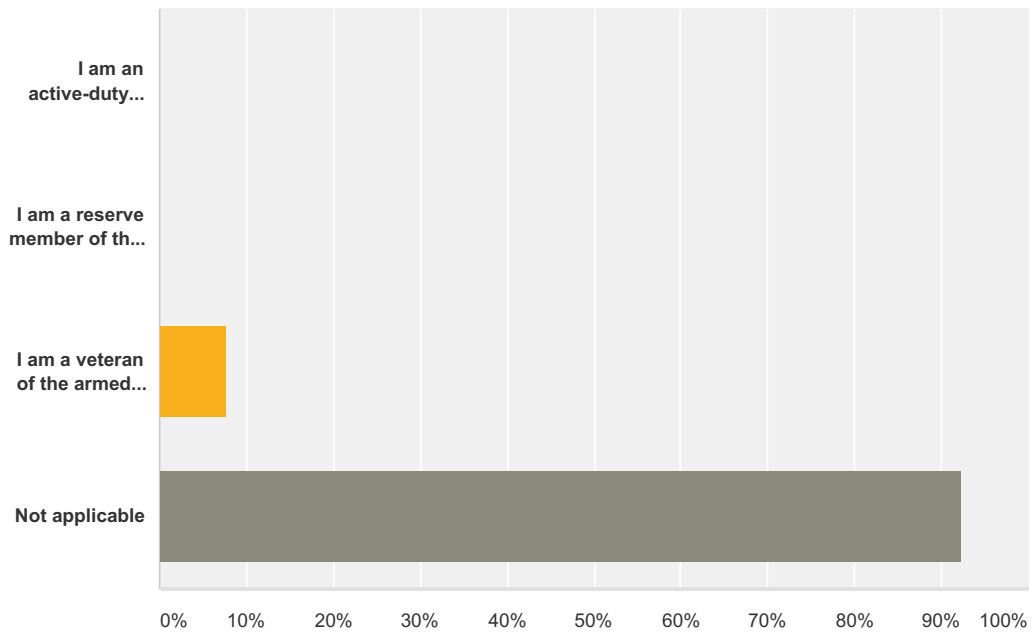
Answered: 105 Skipped: 3



Answer Choices	Responses
Yes, I purchased a private plan	7.62% 8
Yes, I'm insured through my employer	40.95% 43
Yes, I'm insured through my spouse/partner	23.81% 25
Yes, I'm insured through CAMFT's guaranteed issue health plan	0.00% 0
Yes, I'm insured through Covered California	10.48% 11
No, I have no health insurance	9.52% 10
Other (please specify)	7.62% 8
Total	105

Q11 Are you a member of the armed forces?

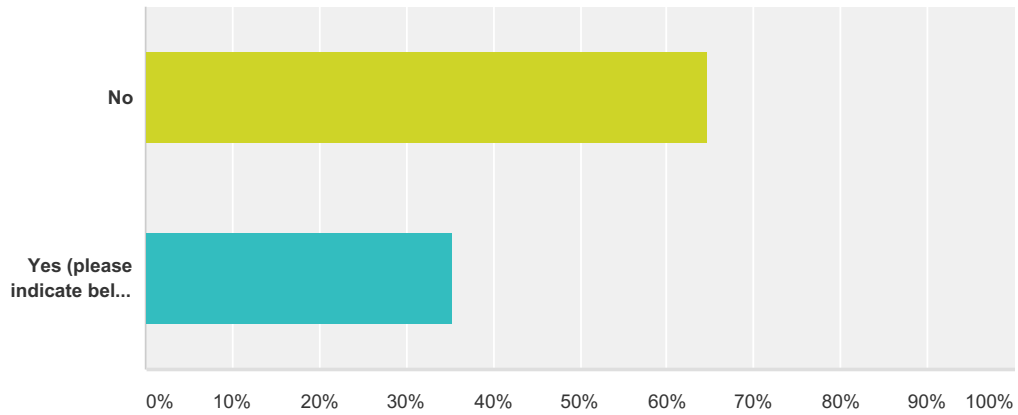
Answered: 104 Skipped: 4



Answer Choices	Responses
I am an active-duty member of the armed forces	0.00% 0
I am a reserve member of the armed forces	0.00% 0
I am a veteran of the armed forces	7.69% 8
Not applicable	92.31% 96
Total	104

Q12 Are you considering LPCC licensure?

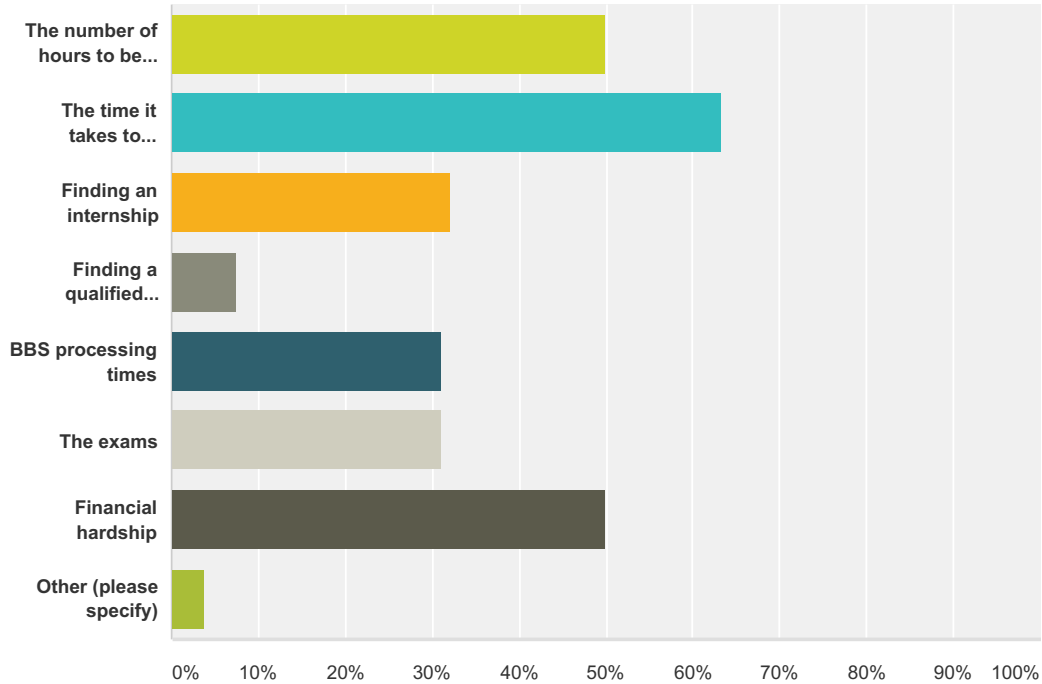
Answered: 105 Skipped: 3



Answer Choices	Responses
No	64.76% 68
Yes (please indicate below why you are seeking dual licensure)	35.24% 37
Total	105

Q13 What do you consider to be the three most challenging aspects of the road to licensure?

Answered: 106 Skipped: 2

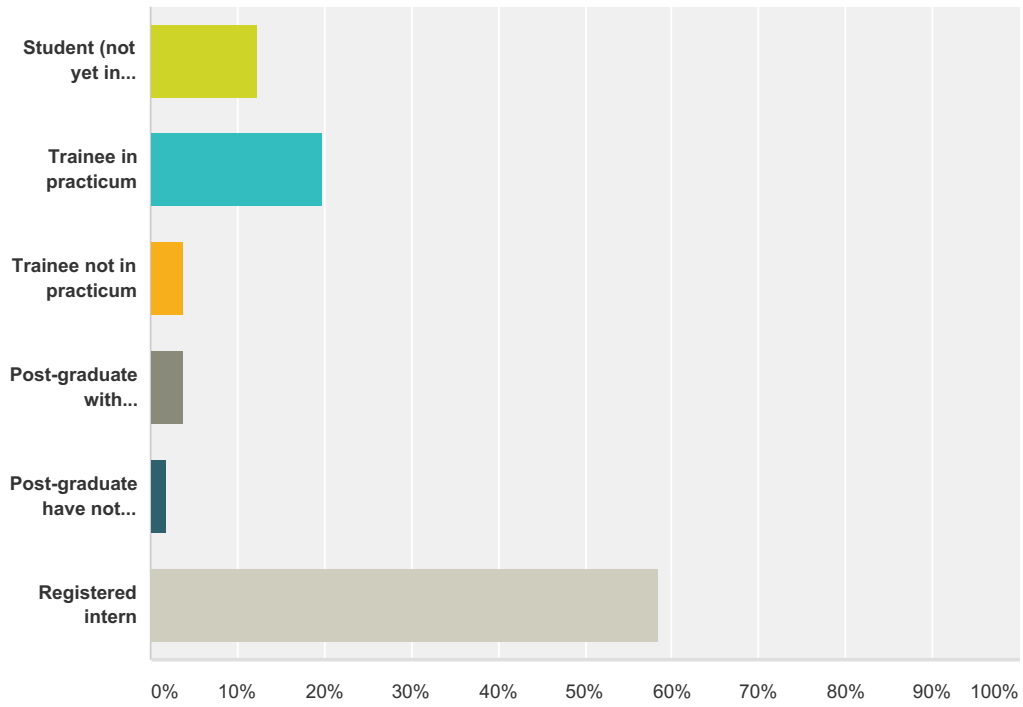


Answer Choices	Responses
The number of hours to be collected	50.00% 53
The time it takes to collect the required hours	63.21% 67
Finding an internship	32.08% 34
Finding a qualified supervisor	7.55% 8
BBS processing times	31.13% 33
The exams	31.13% 33
Financial hardship	50.00% 53
Other (please specify)	3.77% 4
Total Respondents: 106	

Demographic Survey - Prelicensed

Q14 I am a:

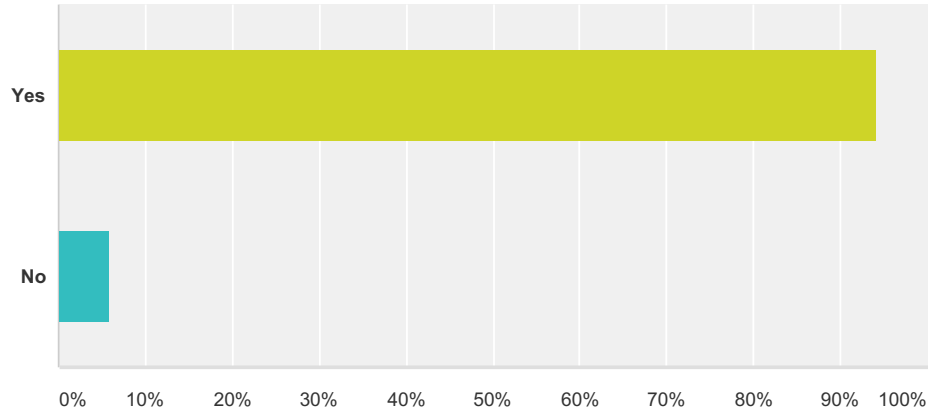
Answered: 106 Skipped: 2



Answer Choices	Responses
Student (not yet in practicum)	12.26% 13
Trainee in practicum	19.81% 21
Trainee not in practicum	3.77% 4
Post-graduate with registration pending	3.77% 4
Post-graduate have not applied for registration	1.89% 2
Registered intern	58.49% 62
Total	106

Q15 Do you know about CAMFT's free professional liability insurance for graduate student members?

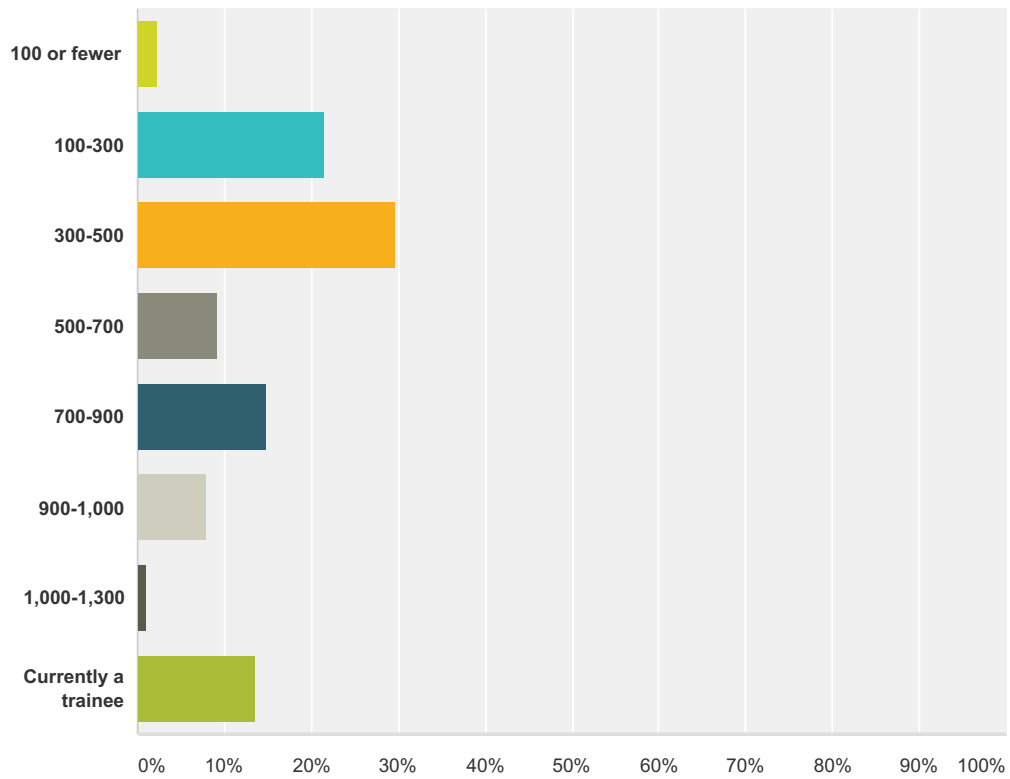
Answered: 17 Skipped: 91



Answer Choices	Responses
Yes	94.12% 16
No	5.88% 1
Total	17

Q16 How many hours did you gain pre-degree (i.e., while a trainee)?

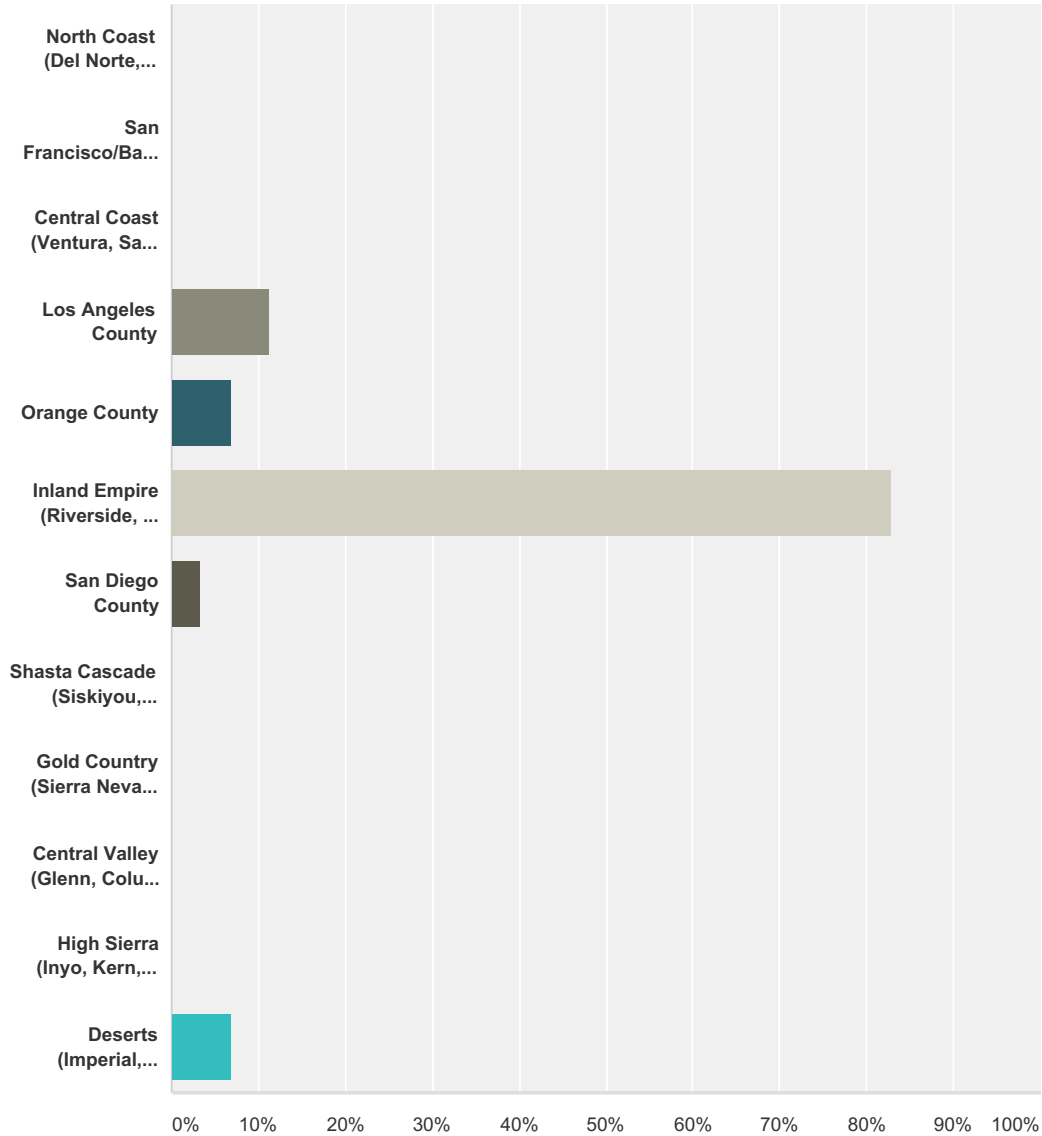
Answered: 88 Skipped: 20



Answer Choices	Responses
100 or fewer	2.27% 2
100-300	21.59% 19
300-500	29.55% 26
500-700	9.09% 8
700-900	14.77% 13
900-1,000	7.95% 7
1,000-1,300	1.14% 1
Currently a trainee	13.64% 12
Total	88

Q17 In which California region/county do you provide marriage and family therapy services under supervision? (Check all that apply)

Answered: 88 Skipped: 20



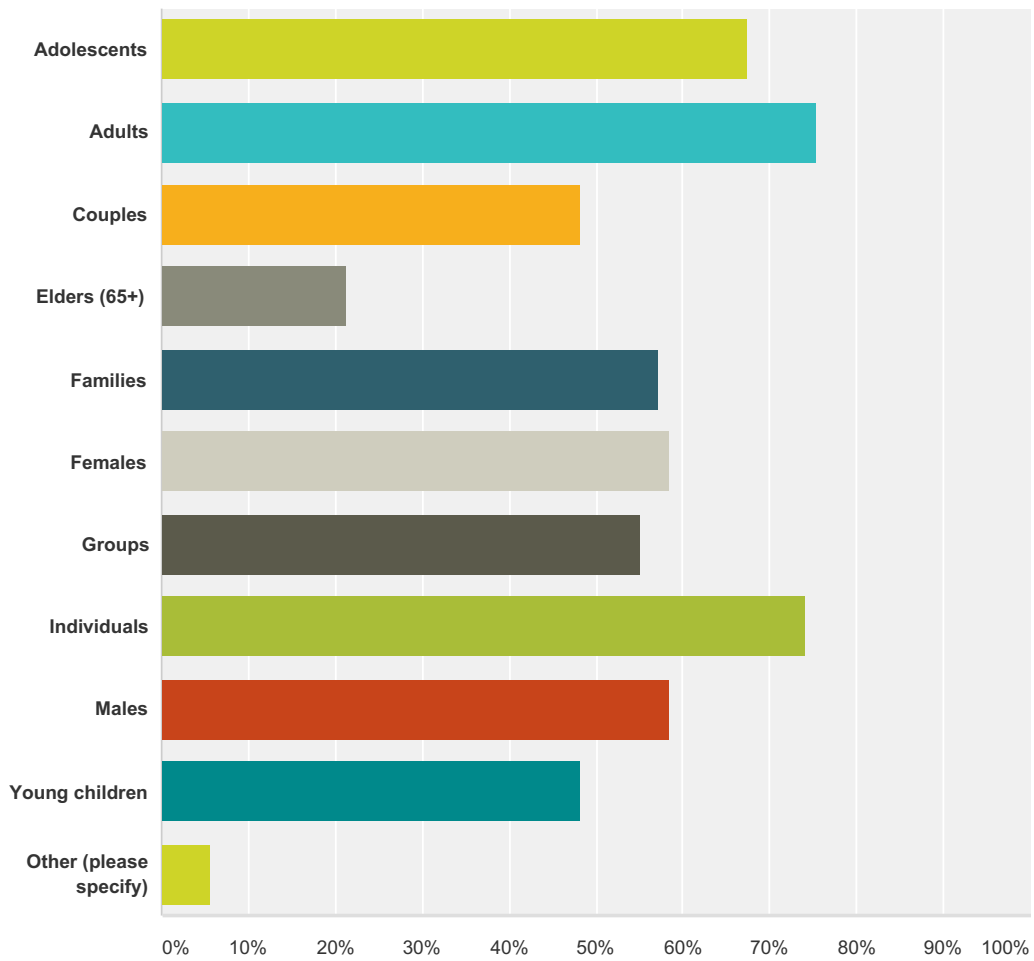
Answer Choices	Responses
North Coast (Del Norte, Humboldt, Mendocino, Sonoma, Lake)	0.00% 0
San Francisco/Bay Area (San Francisco, Marin, Contra Costa, San Mateo, Alameda, Santa Cruz, Santa Clara, Oakland, Berkeley)	0.00% 0
Central Coast (Ventura, Santa Barbara, San Luis Obispo, Monterey, San Benito)	0.00% 0
Los Angeles County	11.36% 10
Orange County	6.82% 6

Demographic Survey - Prelicensed

Inland Empire (Riverside, San Bernardino)	82.95%	73
San Diego County	3.41%	3
Shasta Cascade (Siskiyou, Modoc, Shasta, Lassen, Tehama, Plumas, Butte, Glenn, Trinity)	0.00%	0
Gold Country (Sierra Nevada, Placer, Yuba, El Dorado, Fresno, Mariposa, Tuolumne, Calaveras, Amador, Sacramento, Sutter)	0.00%	0
Central Valley (Glenn, Colusa, Yolo, Solano, San Joaquin, Sacramento, Stanislaus, Merced, Madera)	0.00%	0
High Sierra (Inyo, Kern, Tulare, Fresno, Madera, Mariposa, Mono, Yuba, Alpine, Tuolumne, Calaveras)	0.00%	0
Deserts (Imperial, Riverside, San Bernardino)	6.82%	6
Total Respondents: 88		

Q18 With which population of clients do you typically work? (Check all that apply)

Answered: 89 Skipped: 19



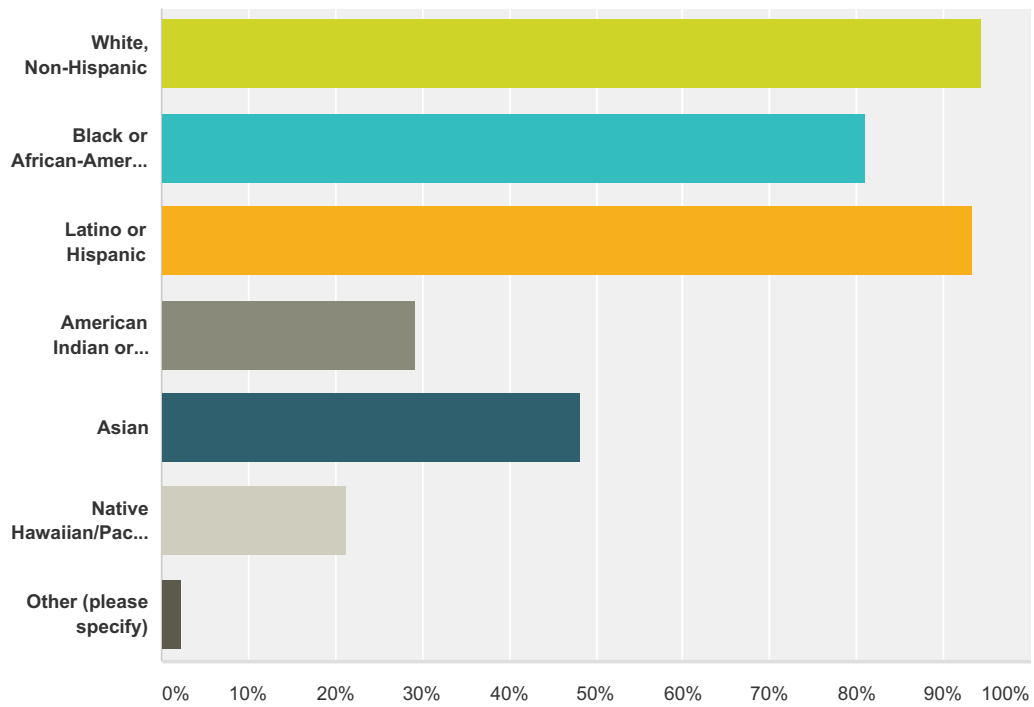
Answer Choices	Responses	Count
Adolescents	67.42%	60
Adults	75.28%	67
Couples	48.31%	43
Elders (65+)	21.35%	19
Families	57.30%	51
Females	58.43%	52
Groups	55.06%	49
Individuals	74.16%	66
Males	58.43%	52
Young children	48.31%	43

Demographic Survey - Prelicensed

Other (please specify)	5.62%	5
Total Respondents: 89		

Q19 Which cultures are represented by the patients you treat? (Check all that apply)

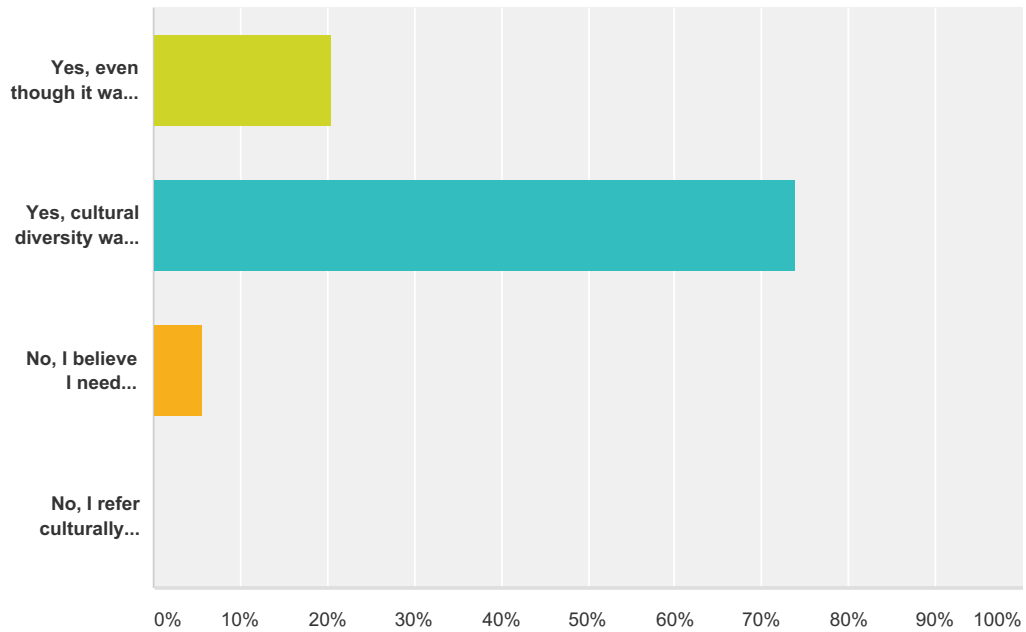
Answered: 89 Skipped: 19



Answer Choices	Responses	
White, Non-Hispanic	94.38%	84
Black or African-American	80.90%	72
Latino or Hispanic	93.26%	83
American Indian or Alaskan Native	29.21%	26
Asian	48.31%	43
Native Hawaiian/Pacific Islander	21.35%	19
Other (please specify)	2.25%	2
Total Respondents: 89		

Q20 Do you believe you have sufficient educational training to treat culturally diverse patients?

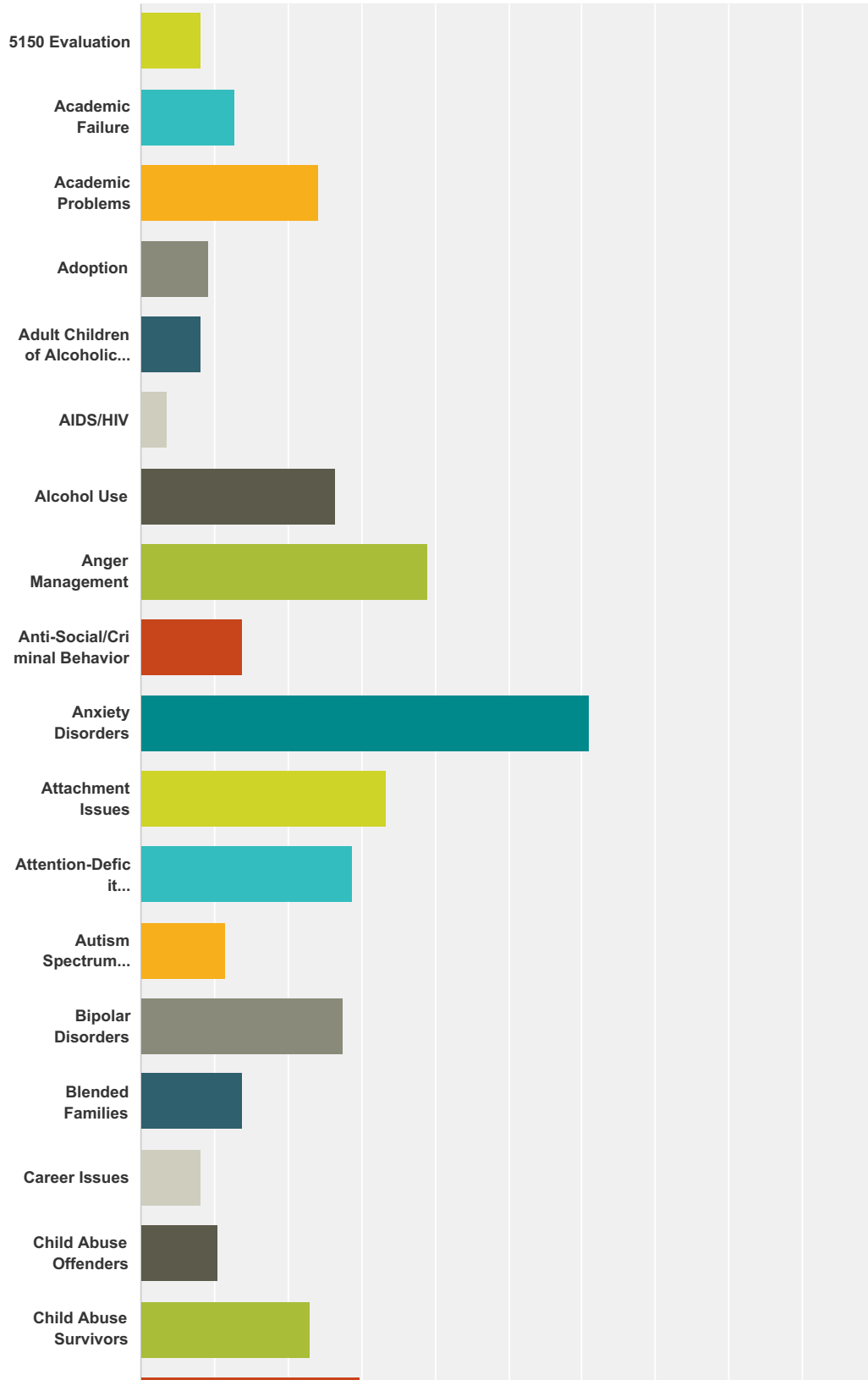
Answered: 88 Skipped: 20



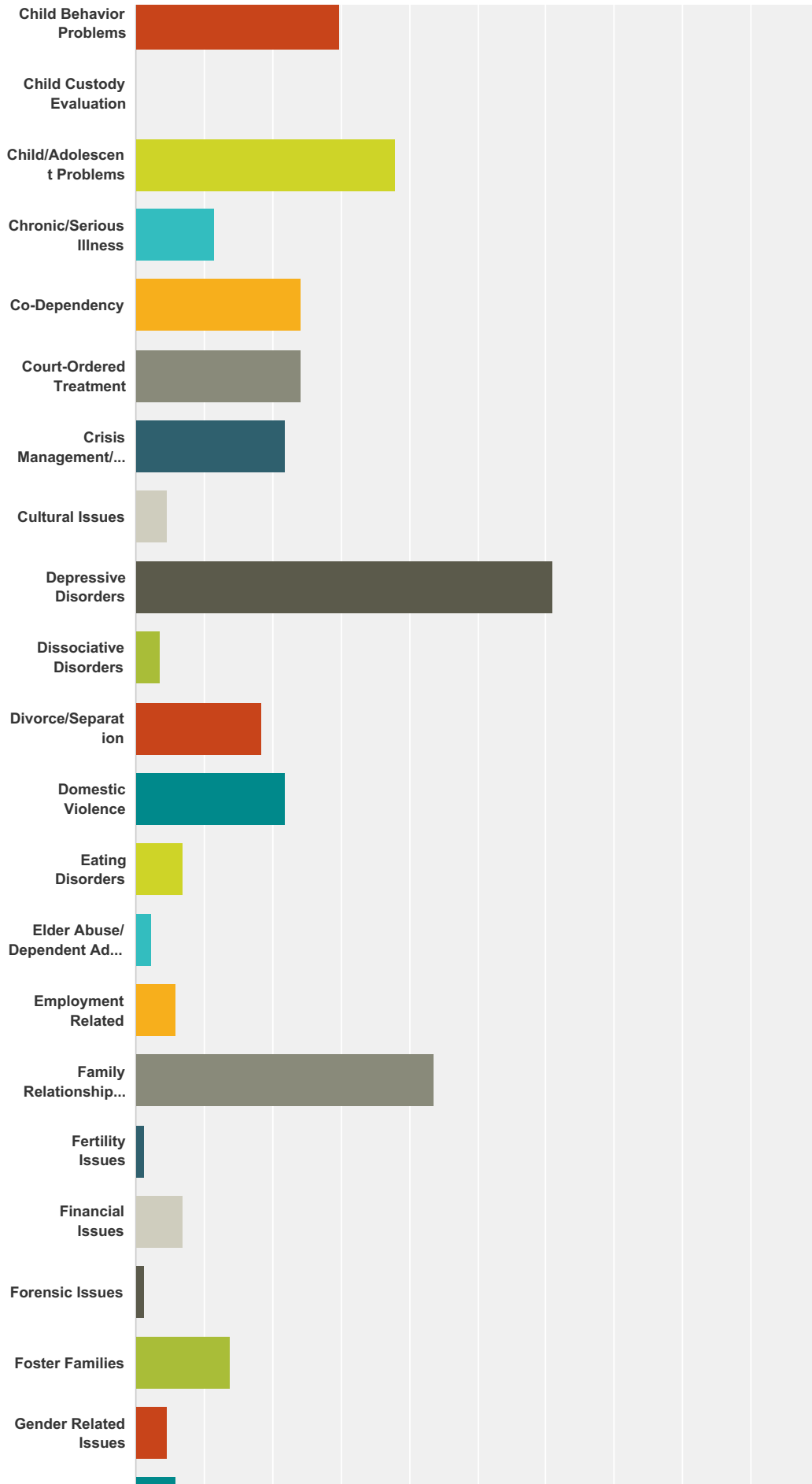
Answer Choices	Responses
Yes, even though it was not sufficiently addressed as a part of my education	20.45% 18
Yes, cultural diversity was adequately covered by my education	73.86% 65
No, I believe I need additional training to treat culturally diverse populations	5.68% 5
No, I refer culturally diverse patients to qualified therapists	0.00% 0
Total	88

**Q21 Which client issues do you work with?
(Please select up to 5 that you consider
yourself to specialize in, if applicable)**

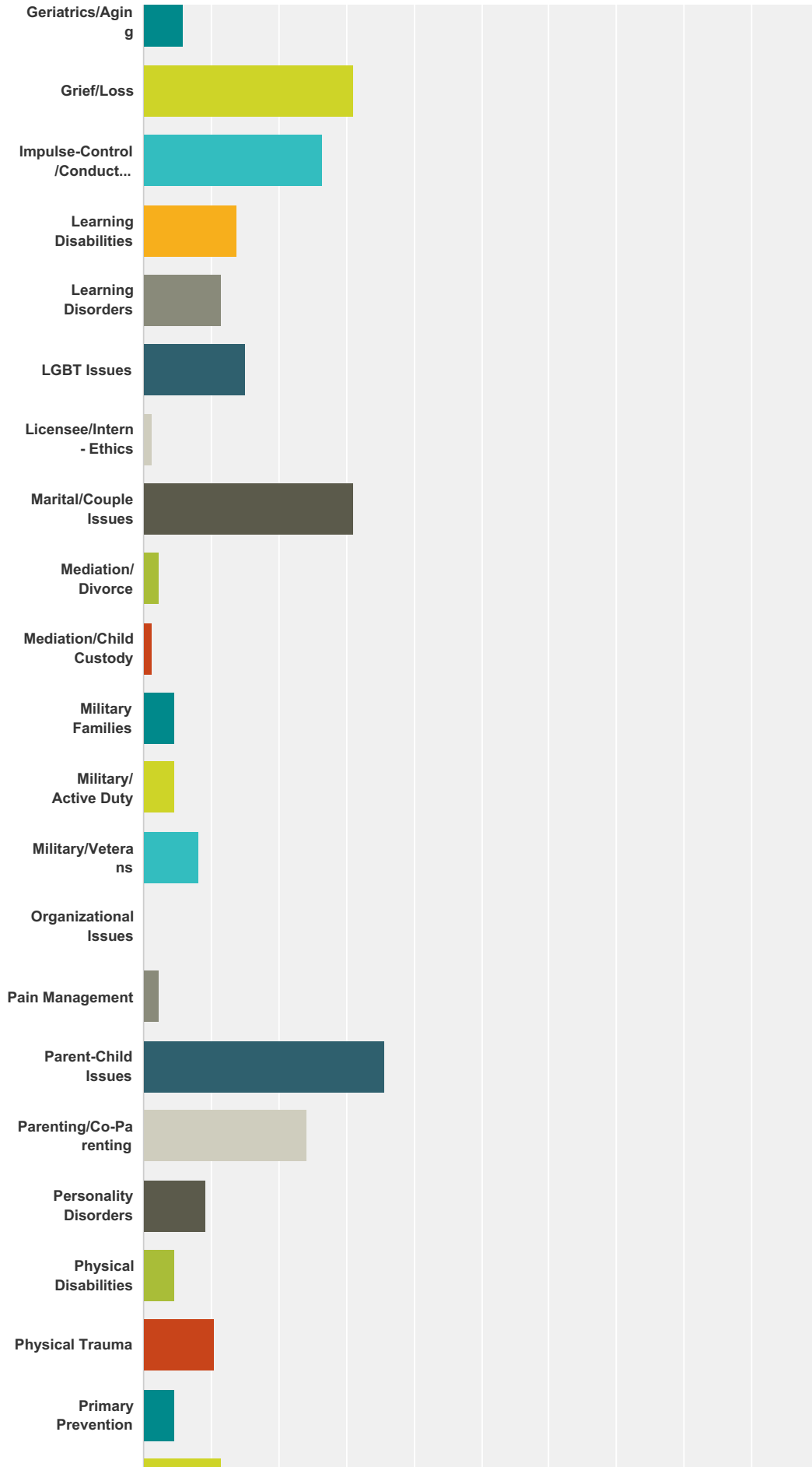
Answered: 87 Skipped: 21



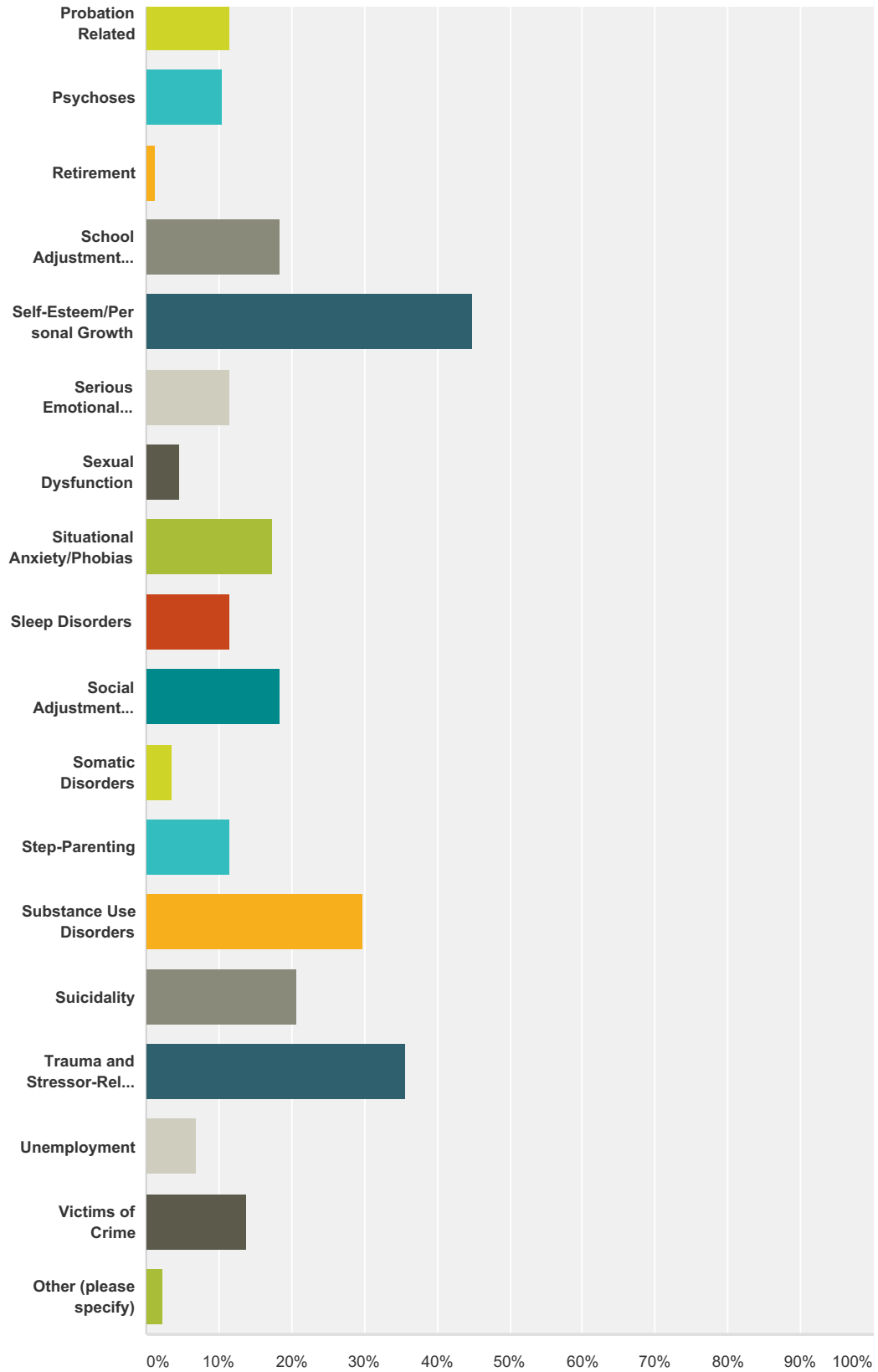
Demographic Survey - Prelicensed



Demographic Survey - Prelicensed



Demographic Survey - Prelicensed



Answer Choices	Responses
5150 Evaluation	8.05% 7
Academic Failure	12.64% 11

Demographic Survey - Prelicensed

Academic Problems	24.14%	21
Adoption	9.20%	8
Adult Children of Alcoholics (ACA)	8.05%	7
AIDS/HIV	3.45%	3
Alcohol Use	26.44%	23
Anger Management	39.08%	34
Anti-Social/Criminal Behavior	13.79%	12
Anxiety Disorders	60.92%	53
Attachment Issues	33.33%	29
Attention-Deficit Hyperactivity Disorder	28.74%	25
Autism Spectrum Disorders	11.49%	10
Bipolar Disorders	27.59%	24
Blended Families	13.79%	12
Career Issues	8.05%	7
Child Abuse Offenders	10.34%	9
Child Abuse Survivors	22.99%	20
Child Behavior Problems	29.89%	26
Child Custody Evaluation	0.00%	0
Child/Adolescent Problems	37.93%	33
Chronic/Serious Illness	11.49%	10
Co-Dependency	24.14%	21
Court-Ordered Treatment	24.14%	21
Crisis Management/ Intervention	21.84%	19
Cultural Issues	4.60%	4
Depressive Disorders	60.92%	53
Dissociative Disorders	3.45%	3
Divorce/Separation	18.39%	16
Domestic Violence	21.84%	19
Eating Disorders	6.90%	6
Elder Abuse/ Dependent Adult Abuse	2.30%	2
Employment Related	5.75%	5
Family Relationship Issues	43.68%	38
Fertility Issues	1.15%	1
Financial Issues	6.90%	6

Demographic Survey - Prelicensed

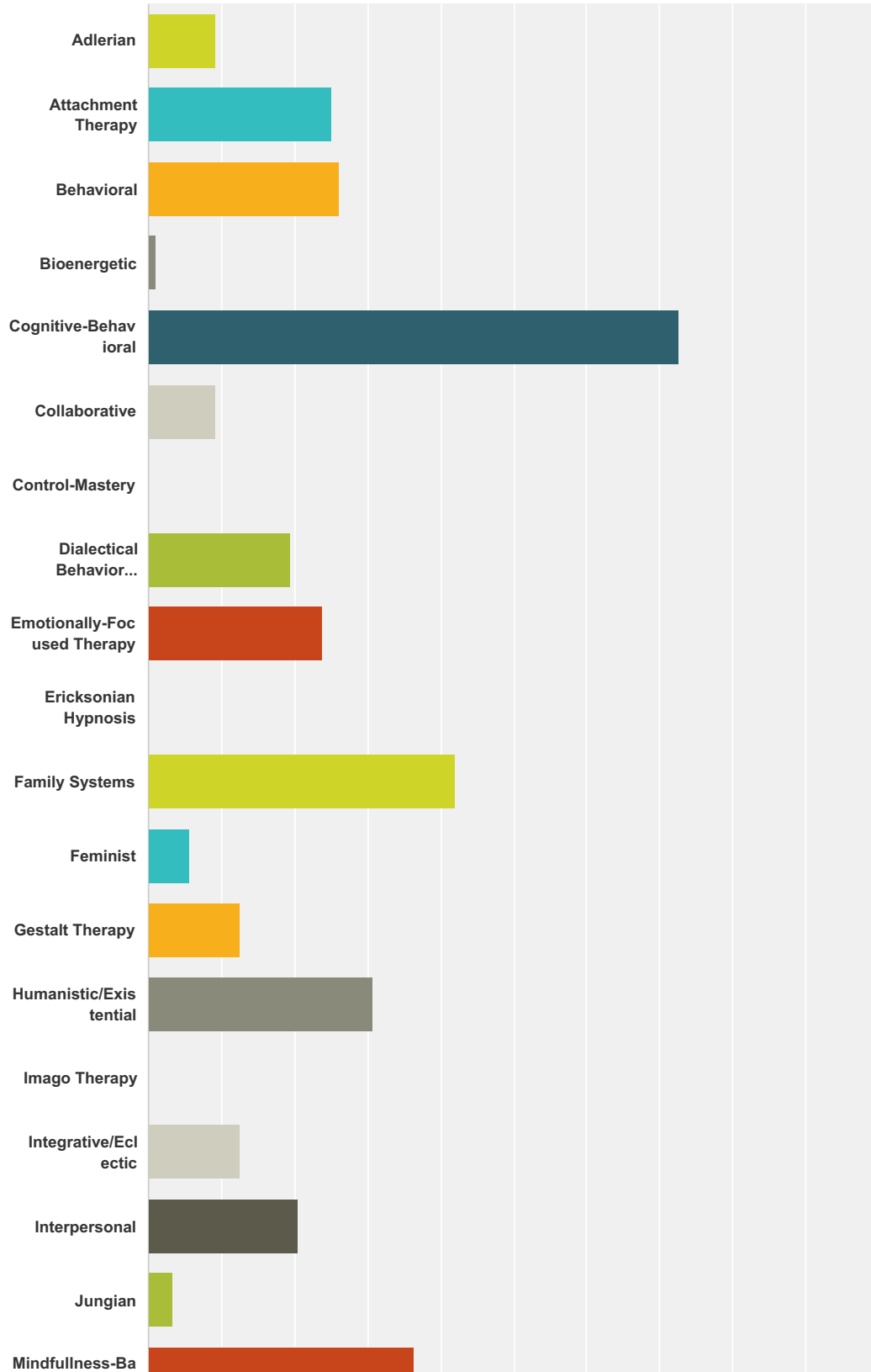
Forensic Issues	1.15%	1
Foster Families	13.79%	12
Gender Related Issues	4.60%	4
Geriatrics/Aging	5.75%	5
Grief/Loss	31.03%	27
Impulse-Control/Conduct Disorders	26.44%	23
Learning Disabilities	13.79%	12
Learning Disorders	11.49%	10
LGBT Issues	14.94%	13
Licensee/Intern- Ethics	1.15%	1
Marital/Couple Issues	31.03%	27
Mediation/ Divorce	2.30%	2
Mediation/Child Custody	1.15%	1
Military Families	4.60%	4
Military/ Active Duty	4.60%	4
Military/Veterans	8.05%	7
Organizational Issues	0.00%	0
Pain Management	2.30%	2
Parent-Child Issues	35.63%	31
Parenting/Co-Parenting	24.14%	21
Personality Disorders	9.20%	8
Physical Disabilities	4.60%	4
Physical Trauma	10.34%	9
Primary Prevention	4.60%	4
Probation Related	11.49%	10
Psychoses	10.34%	9
Retirement	1.15%	1
School Adjustment Problems	18.39%	16
Self-Esteem/Personal Growth	44.83%	39
Serious Emotional Disturbances (SED) Of Children	11.49%	10
Sexual Dysfunction	4.60%	4
Situational Anxiety/Phobias	17.24%	15
Sleep Disorders	11.49%	10
Social Adjustment Problems	18.39%	16

Demographic Survey - Prelicensed

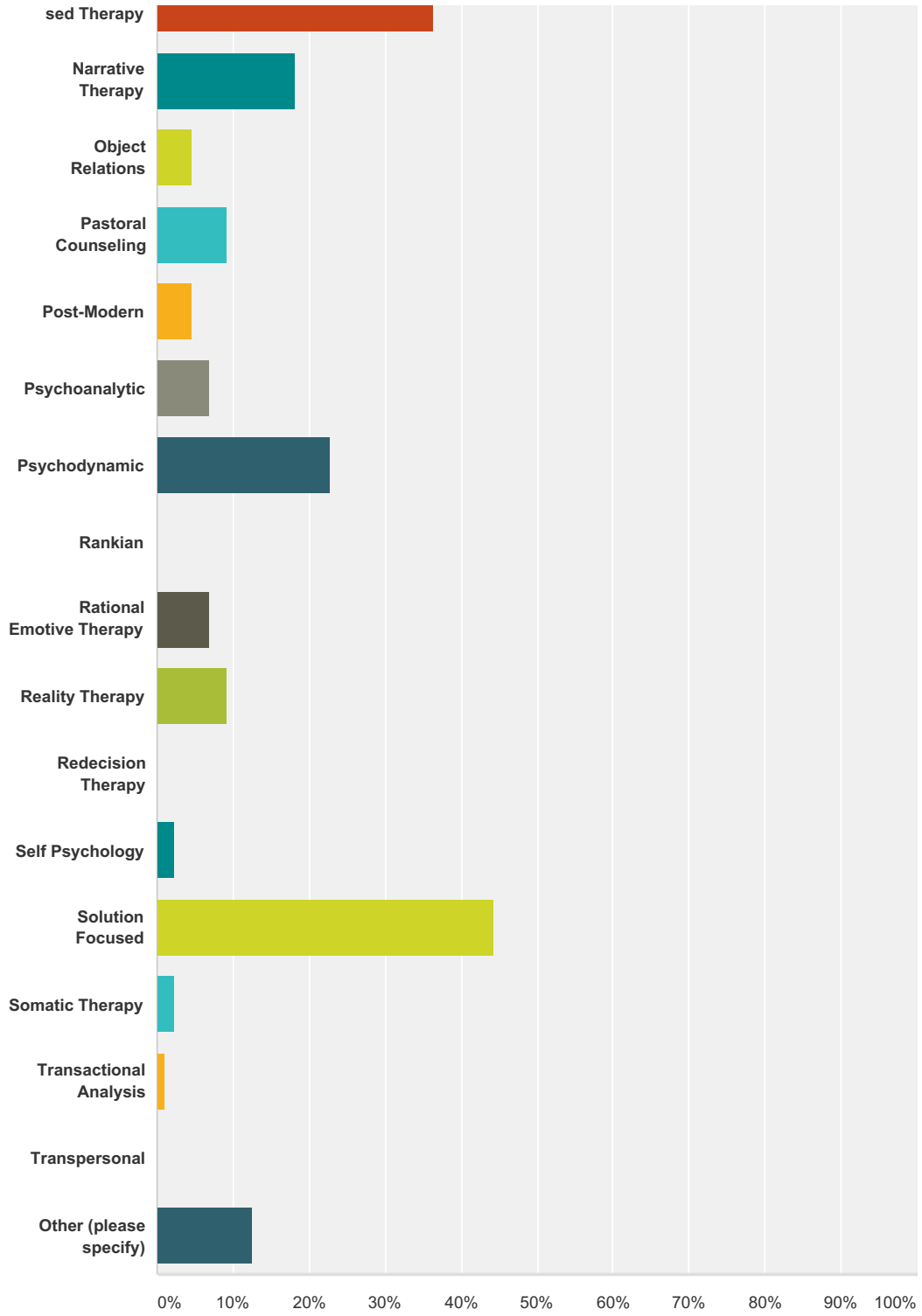
Somatic Disorders	3.45%	3
Step-Parenting	11.49%	10
Substance Use Disorders	29.89%	26
Suicidality	20.69%	18
Trauma and Stressor-Related Disorders	35.63%	31
Unemployment	6.90%	6
Victims of Crime	13.79%	12
Other (please specify)	2.30%	2
Total Respondents: 87		

Q22 Which of the following best describe your theoretical orientation? (Check all that apply)

Answered: 88 Skipped: 20



Demographic Survey - Prelicensed



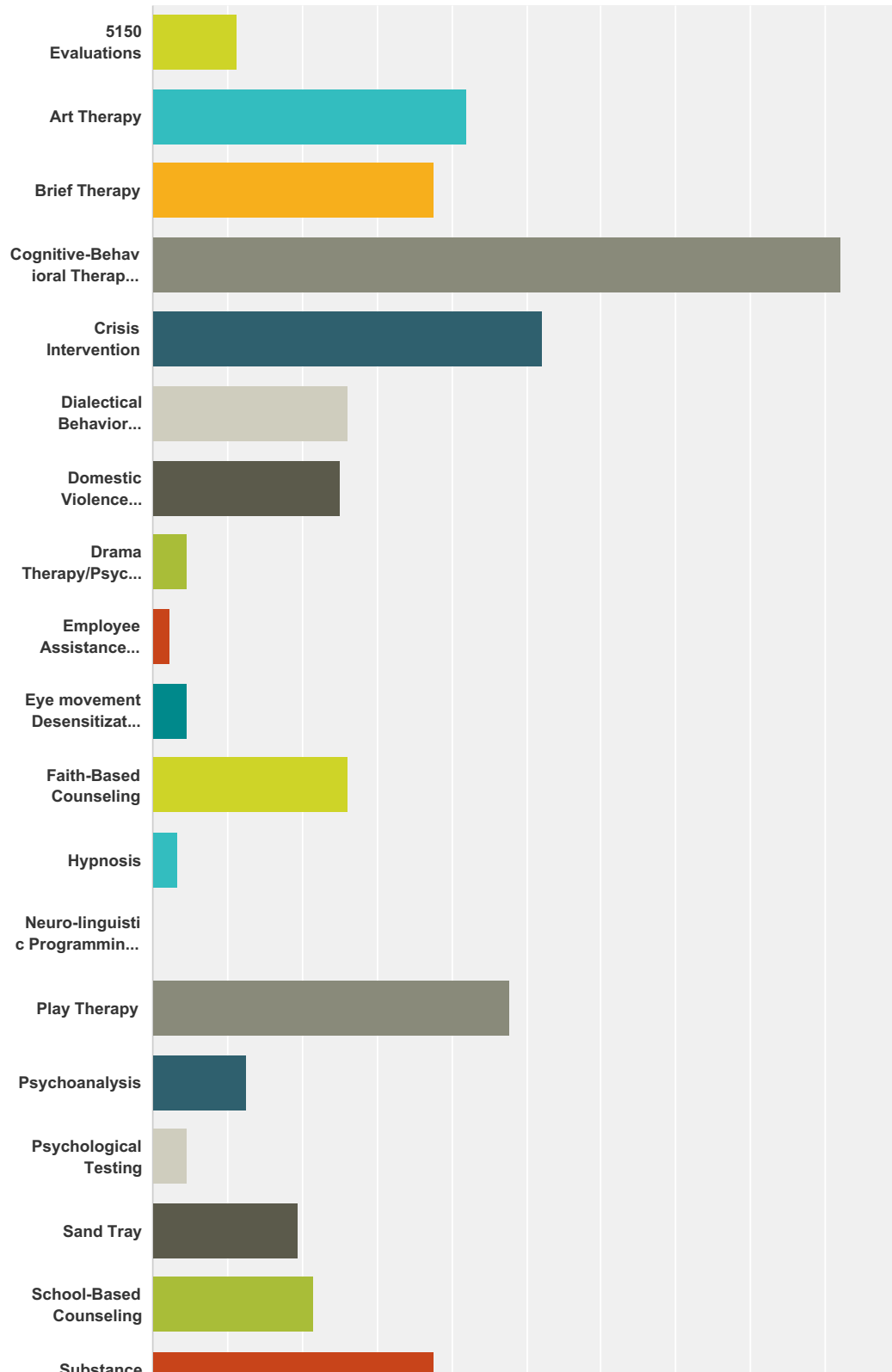
Answer Choices	Responses
Adlerian	9.09% 8
Attachment Therapy	25.00% 22
Behavioral	26.14% 23
Bioenergetic	1.14% 1

Demographic Survey - Prelicensed

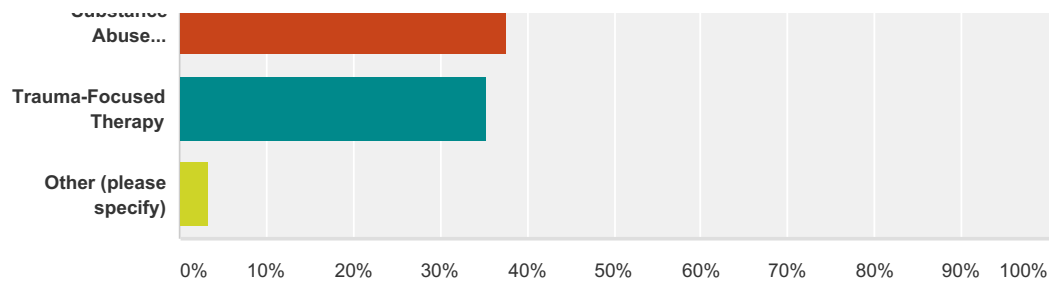
Cognitive-Behavioral	72.73%	64
Collaborative	9.09%	8
Control-Mastery	0.00%	0
Dialectical Behavior Therapy (DBT)	19.32%	17
Emotionally-Focused Therapy	23.86%	21
Ericksonian Hypnosis	0.00%	0
Family Systems	42.05%	37
Feminist	5.68%	5
Gestalt Therapy	12.50%	11
Humanistic/Existential	30.68%	27
Imago Therapy	0.00%	0
Integrative/Eclectic	12.50%	11
Interpersonal	20.45%	18
Jungian	3.41%	3
Mindfulness-Based Therapy	36.36%	32
Narrative Therapy	18.18%	16
Object Relations	4.55%	4
Pastoral Counseling	9.09%	8
Post-Modern	4.55%	4
Psychoanalytic	6.82%	6
Psychodynamic	22.73%	20
Rankian	0.00%	0
Rational Emotive Therapy	6.82%	6
Reality Therapy	9.09%	8
Redecision Therapy	0.00%	0
Self Psychology	2.27%	2
Solution Focused	44.32%	39
Somatic Therapy	2.27%	2
Transactional Analysis	1.14%	1
Transpersonal	0.00%	0
Other (please specify)	12.50%	11
Total Respondents: 88		

Q23 Which of the following therapeutic modalities, approaches or procedures do you utilize in clinical practice? (check all that apply)

Answered: 88 Skipped: 20



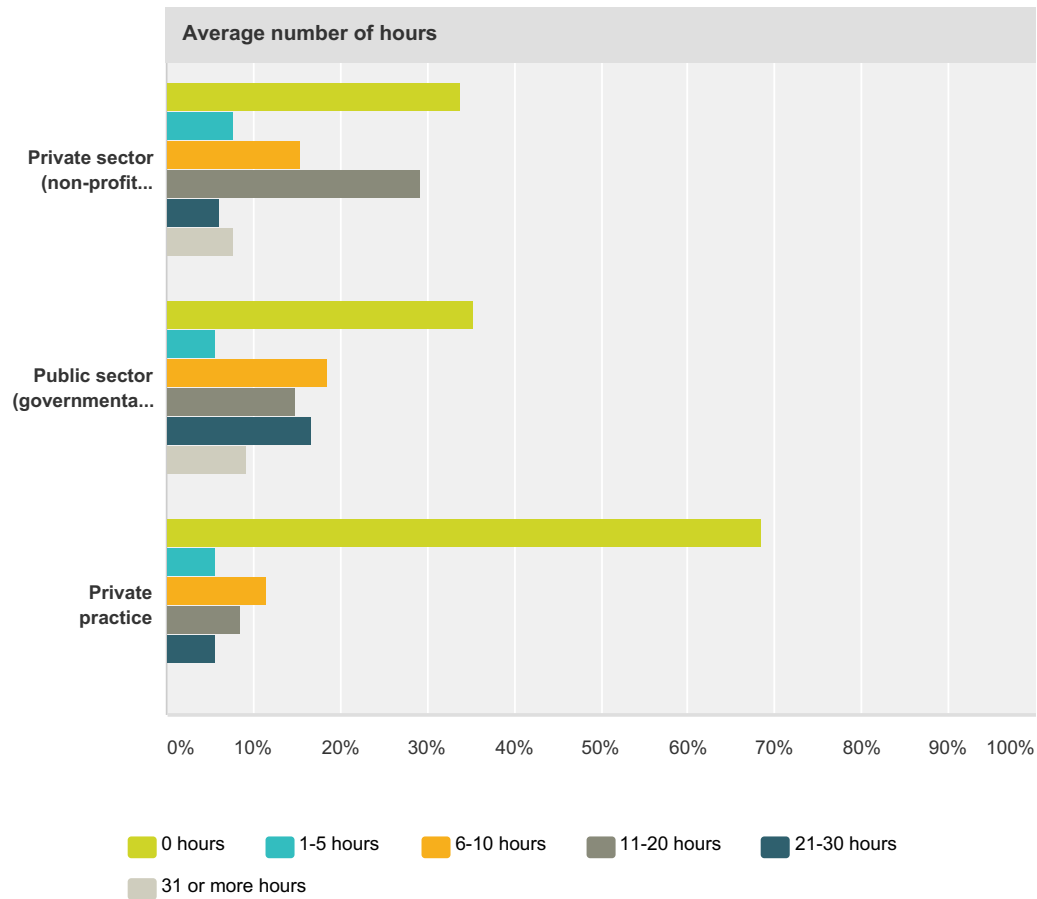
Demographic Survey - Prelicensed



Answer Choices	Responses	
5150 Evaluations	11.36%	10
Art Therapy	42.05%	37
Brief Therapy	37.50%	33
Cognitive-Behavioral Therapy (CBT)	92.05%	81
Crisis Intervention	52.27%	46
Dialectical Behavior Therapy (DBT)	26.14%	23
Domestic Violence Counseling	25.00%	22
Drama Therapy/Psychodrama	4.55%	4
Employee Assistance Counseling (EAP)	2.27%	2
Eye movement Desensitization and Reprocessing (EMDR)	4.55%	4
Faith-Based Counseling	26.14%	23
Hypnosis	3.41%	3
Neuro-linguistic Programming (NLP)	0.00%	0
Play Therapy	47.73%	42
Psychoanalysis	12.50%	11
Psychological Testing	4.55%	4
Sand Tray	19.32%	17
School-Based Counseling	21.59%	19
Substance Abuse Counseling	37.50%	33
Trauma-Focused Therapy	35.23%	31
Other (please specify)	3.41%	3
Total Respondents: 88		

Q24 During the last 6 months, what is the average number of hours of therapy you provided per week:

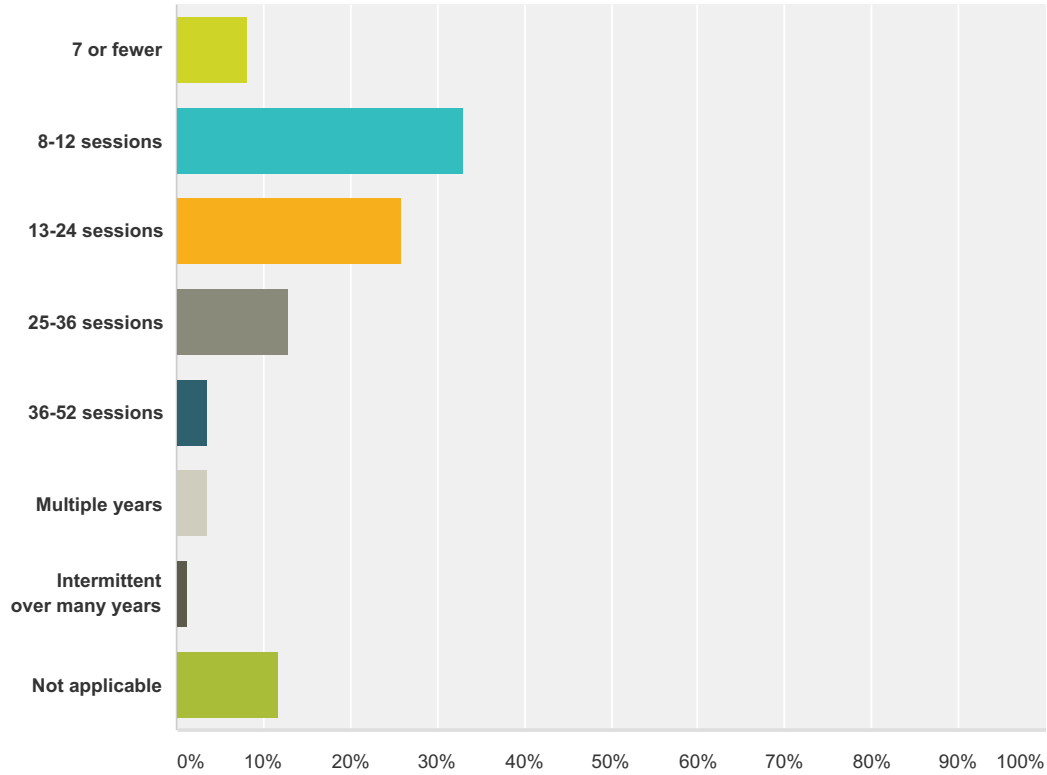
Answered: 83 Skipped: 25



Average number of hours							
	0 hours	1-5 hours	6-10 hours	11-20 hours	21-30 hours	31 or more hours	Total
Private sector (non-profit organization)	33.85% 22	7.69% 5	15.38% 10	29.23% 19	6.15% 4	7.69% 5	65
Public sector (governmental or community)	35.19% 19	5.56% 3	18.52% 10	14.81% 8	16.67% 9	9.26% 5	54
Private practice	68.57% 24	5.71% 2	11.43% 4	8.57% 3	5.71% 2	0.00% 0	35

Q25 On average, what is the number of times you see a client before concluding treatment?

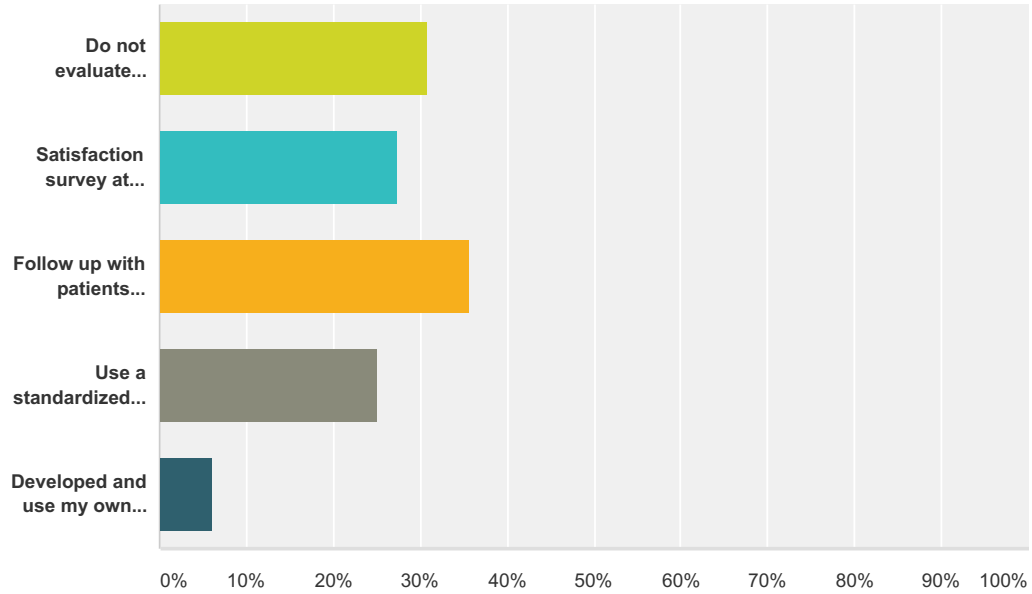
Answered: 85 Skipped: 23



Answer Choices	Responses
7 or fewer	8.24% 7
8-12 sessions	32.94% 28
13-24 sessions	25.88% 22
25-36 sessions	12.94% 11
36-52 sessions	3.53% 3
Multiple years	3.53% 3
Intermittent over many years	1.18% 1
Not applicable	11.76% 10
Total	85

**Q26 What means do you use to determine whether your treatment is successful?
(Check all that apply)**

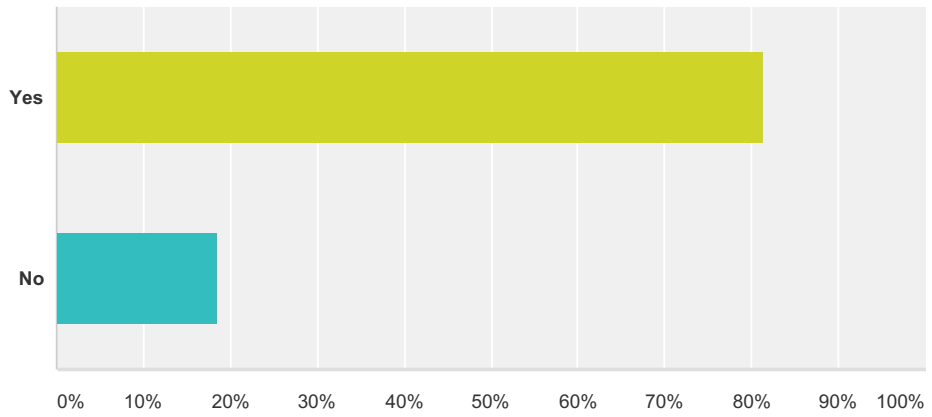
Answered: 84 Skipped: 24



Answer Choices	Responses
Do not evaluate outcomes	30.95% 26
Satisfaction survey at conclusion of treatment	27.38% 23
Follow up with patients following treatment	35.71% 30
Use a standardized outcomes instrument	25.00% 21
Developed and use my own outcomes instrument	5.95% 5
Total Respondents: 84	

Q27 Do you have malpractice insurance?

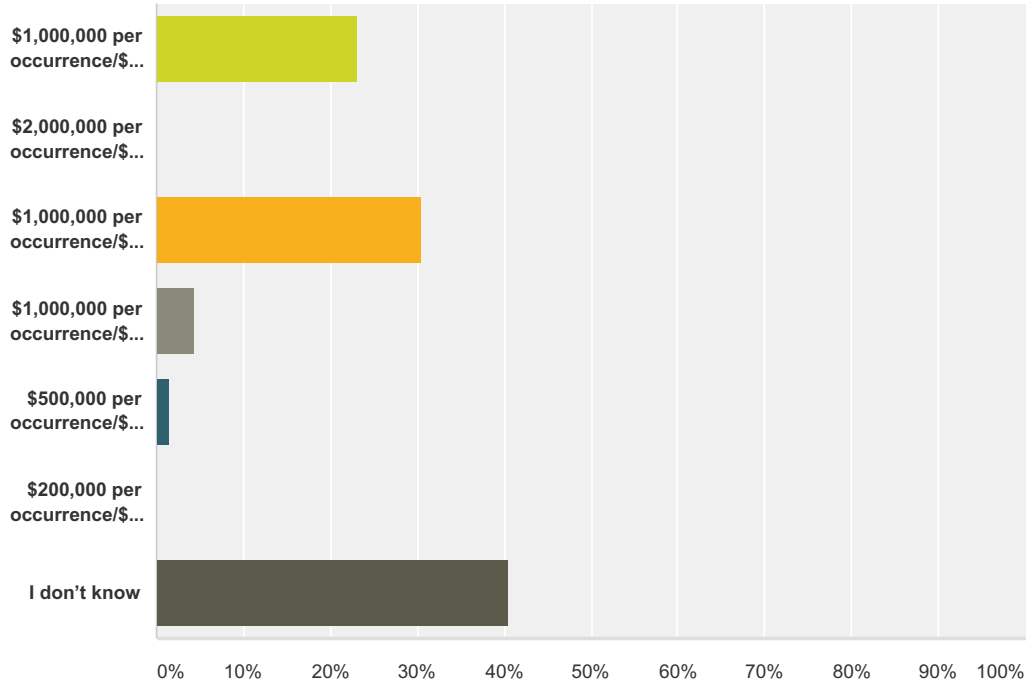
Answered: 86 Skipped: 22



Answer Choices	Responses	
Yes	81.40%	70
No	18.60%	16
Total		86

Q28 What are the limits of your malpractice coverage?

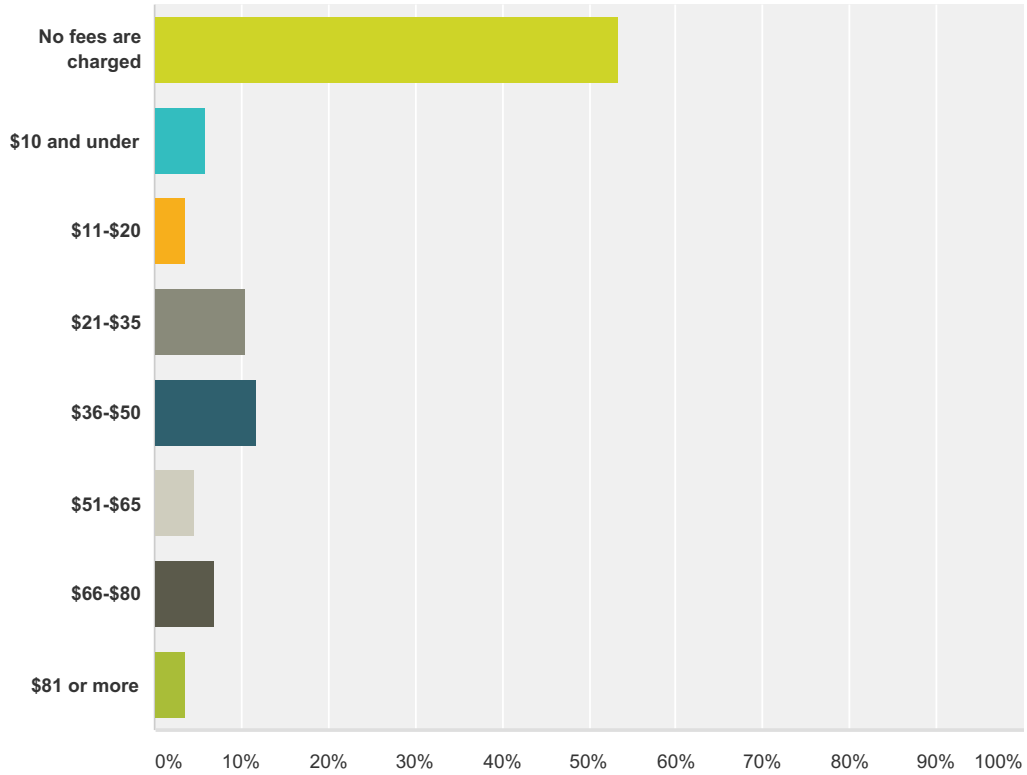
Answered: 69 Skipped: 39



Answer Choices	Responses	
\$1,000,000 per occurrence/\$5,000,000 aggregate	23.19%	16
\$2,000,000 per occurrence/\$4,000,000 aggregate	0.00%	0
\$1,000,000 per occurrence/\$3,000,000 aggregate	30.43%	21
\$1,000,000 per occurrence/\$1,000,000 aggregate	4.35%	3
\$500,000 per occurrence/\$1,000,000 aggregate	1.45%	1
\$200,000 per occurrence/\$600,000 aggregate	0.00%	0
I don't know	40.58%	28
Total		69

Q29 What is the usual and customary fee charged to clients for your services as an intern/trainee?

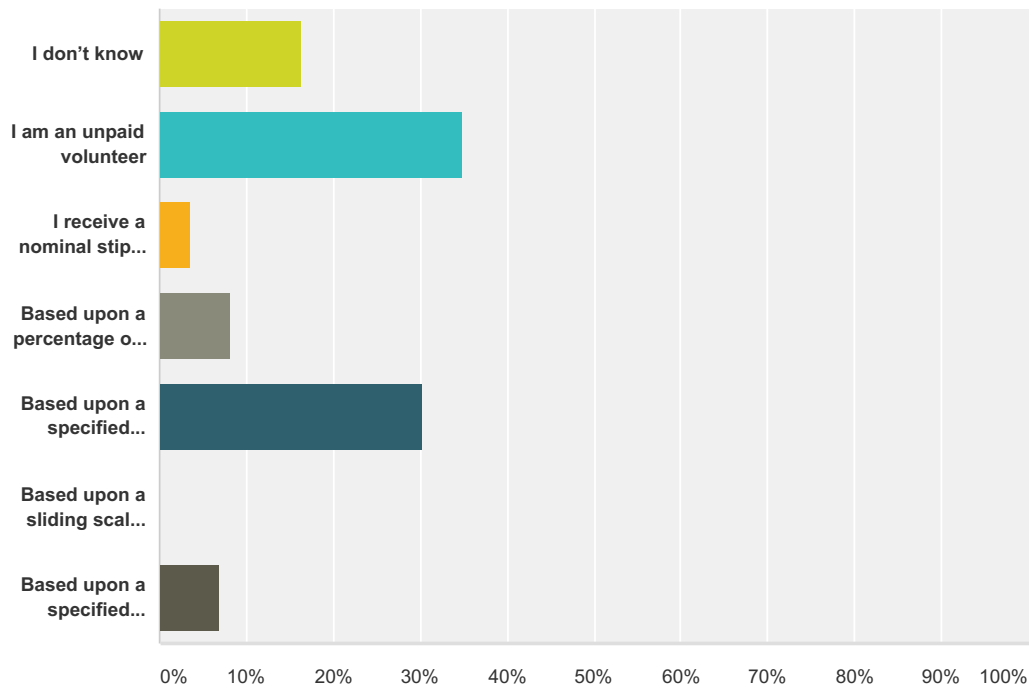
Answered: 86 Skipped: 22



Answer Choices	Responses	
No fees are charged	53.49%	46
\$10 and under	5.81%	5
\$11-\$20	3.49%	3
\$21-\$35	10.47%	9
\$36-\$50	11.63%	10
\$51-\$65	4.65%	4
\$66-\$80	6.98%	6
\$81 or more	3.49%	3
Total		86

Q30 How is your wage as an intern/trainee determined?

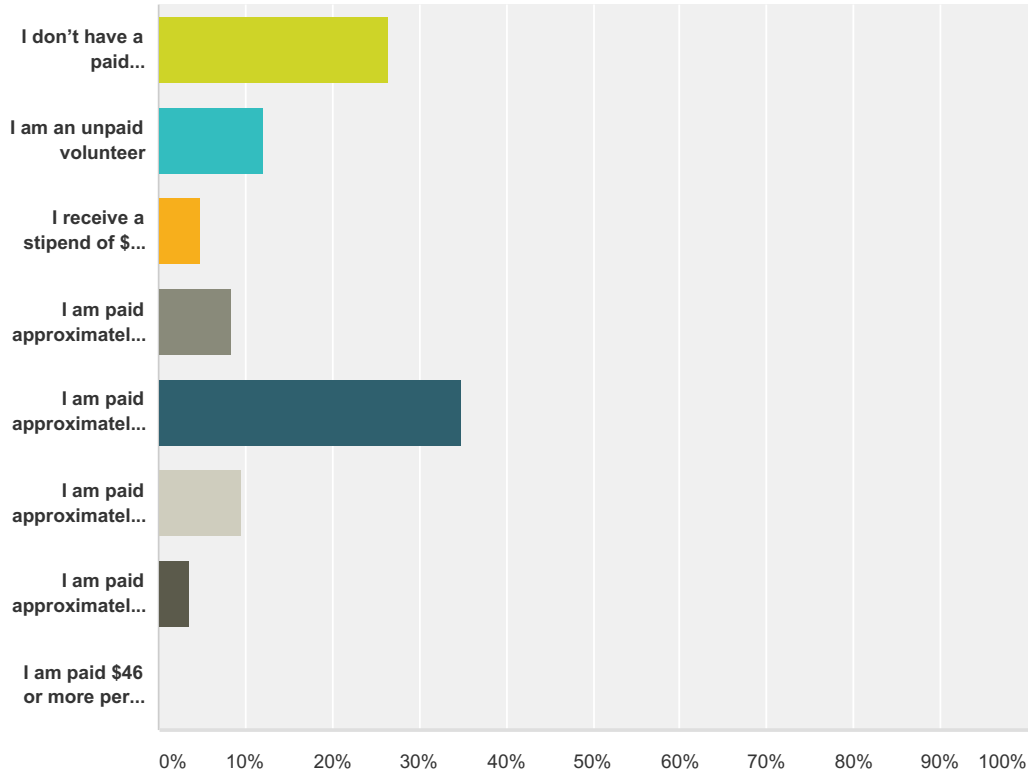
Answered: 86 Skipped: 22



Answer Choices	Responses
I don't know	16.28% 14
I am an unpaid volunteer	34.88% 30
I receive a nominal stipend to cover/offset volunteer expenses	3.49% 3
Based upon a percentage of the fees generated	8.14% 7
Based upon a specified amount per hour	30.23% 26
Based upon a sliding scale depending upon client volume	0.00% 0
Based upon a specified amount per week/month/year	6.98% 6
Total	86

Q31 If you have a paid internship/traineeship, what is your approximate pay per hour?

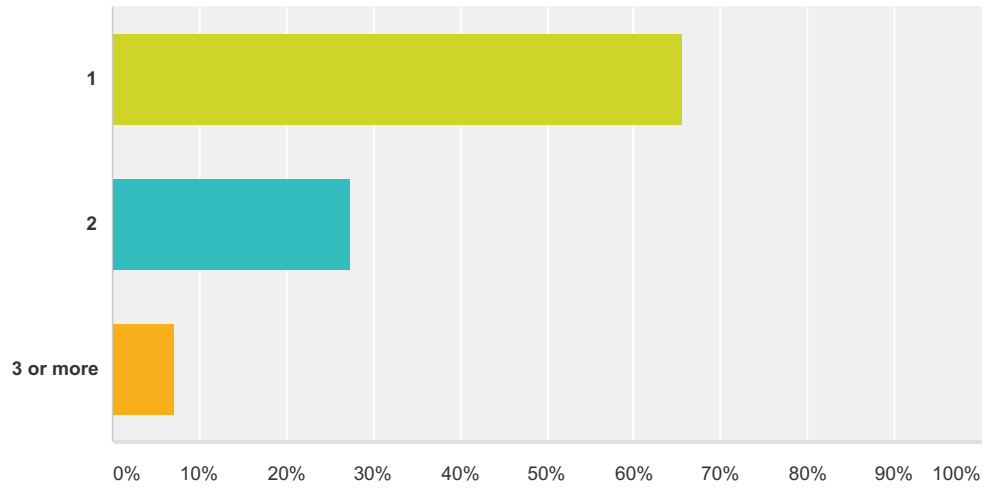
Answered: 83 Skipped: 25



Answer Choices	Responses
I don't have a paid internship/traineeship	26.51% 22
I am an unpaid volunteer	12.05% 10
I receive a stipend of \$500 or less	4.82% 4
I am paid approximately \$8-\$15 per hour	8.43% 7
I am paid approximately \$16-\$25 per hour	34.94% 29
I am paid approximately \$26-\$35 per hour	9.64% 8
I am paid approximately \$36-\$45 per hour	3.61% 3
I am paid \$46 or more per hour	0.00% 0
Total	83

Q32 How many settings do you work in?

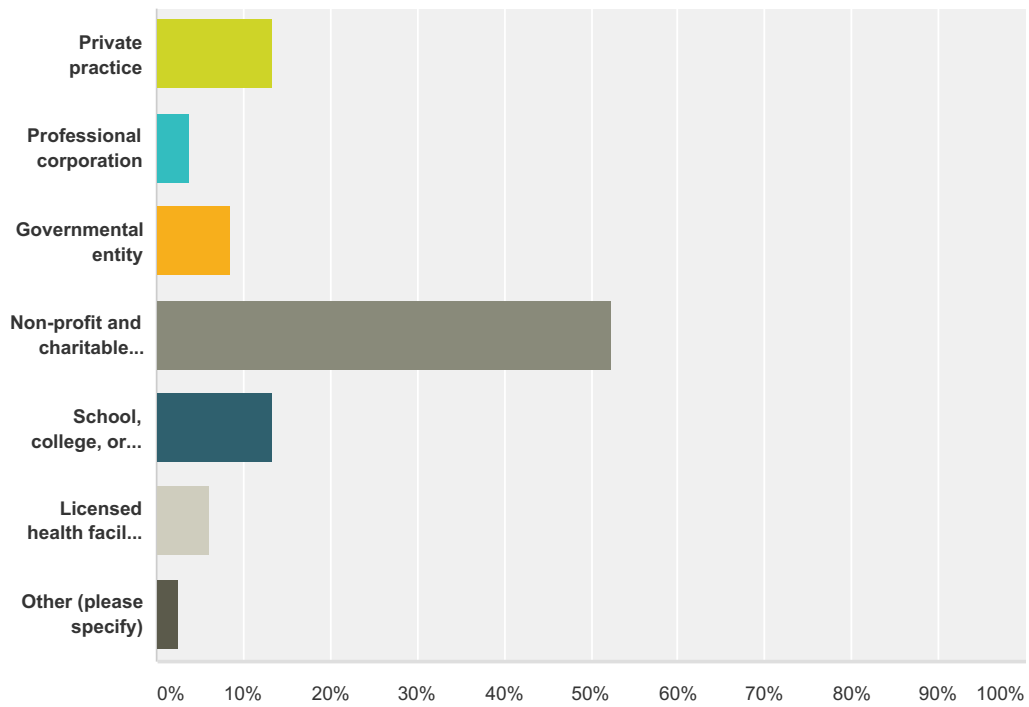
Answered: 84 Skipped: 24



Answer Choices	Responses
1	65.48% 55
2	27.38% 23
3 or more	7.14% 6
Total	84

Q33 In which type of setting is your supervision provided?

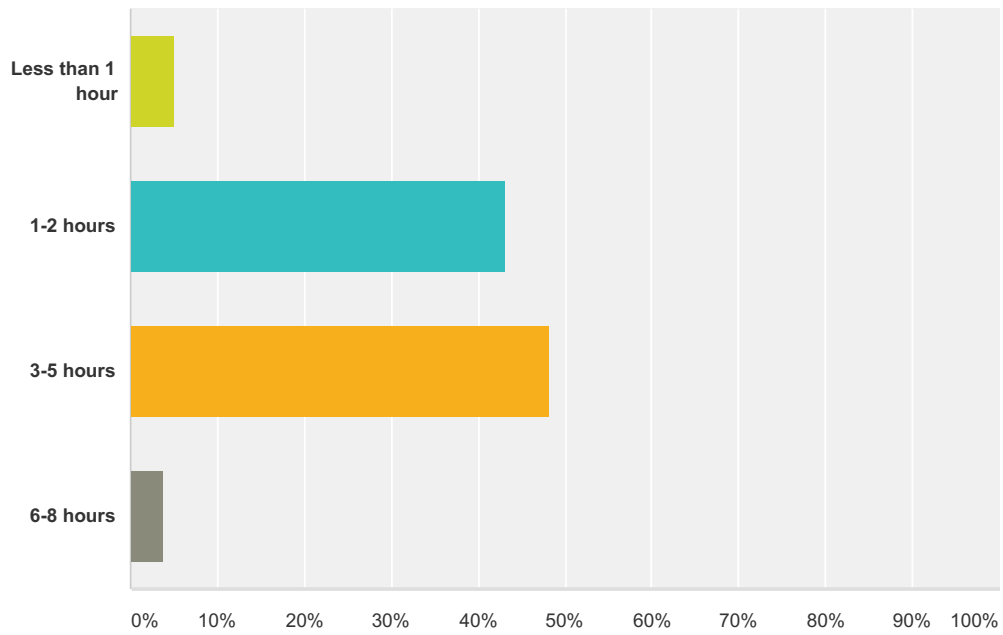
Answered: 82 Skipped: 26



Answer Choices	Responses
Private practice	13.41% 11
Professional corporation	3.66% 3
Governmental entity	8.54% 7
Non-profit and charitable corporation	52.44% 43
School, college, or university	13.41% 11
Licensed health facility (hospital, clinics)	6.10% 5
Other (please specify)	2.44% 2
Total	82

Q34 How many hours of supervision per week are you obtaining?

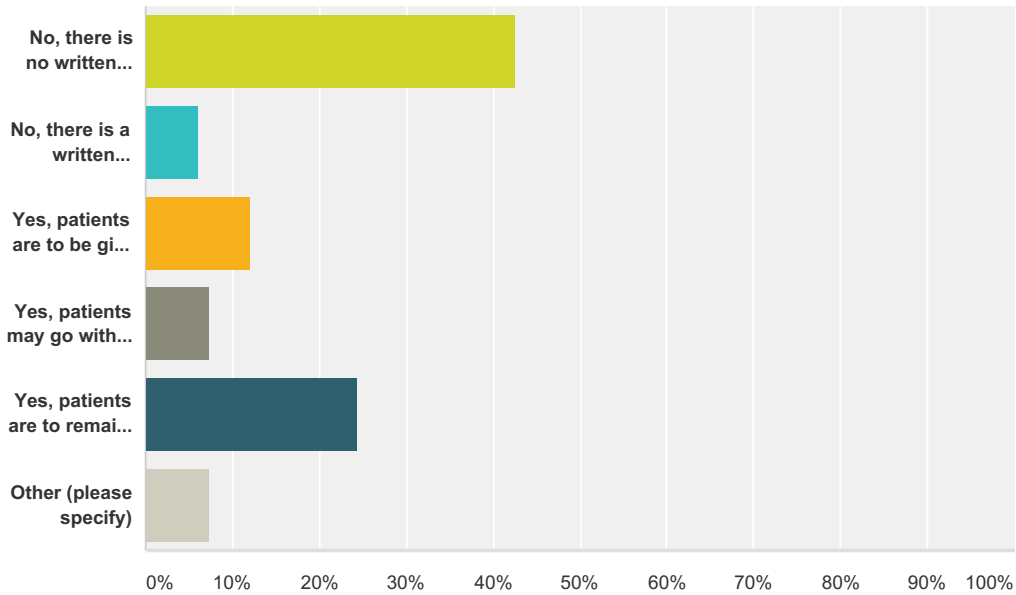
Answered: 81 Skipped: 27



Answer Choices	Responses	
Less than 1 hour	4.94%	4
1-2 hours	43.21%	35
3-5 hours	48.15%	39
6-8 hours	3.70%	3
Total		81

Q35 Is there a written understanding between the employer and intern(s) or trainee(s) and, if so, does the written understanding specify what is to happen with patients when the employment relationship terminates?

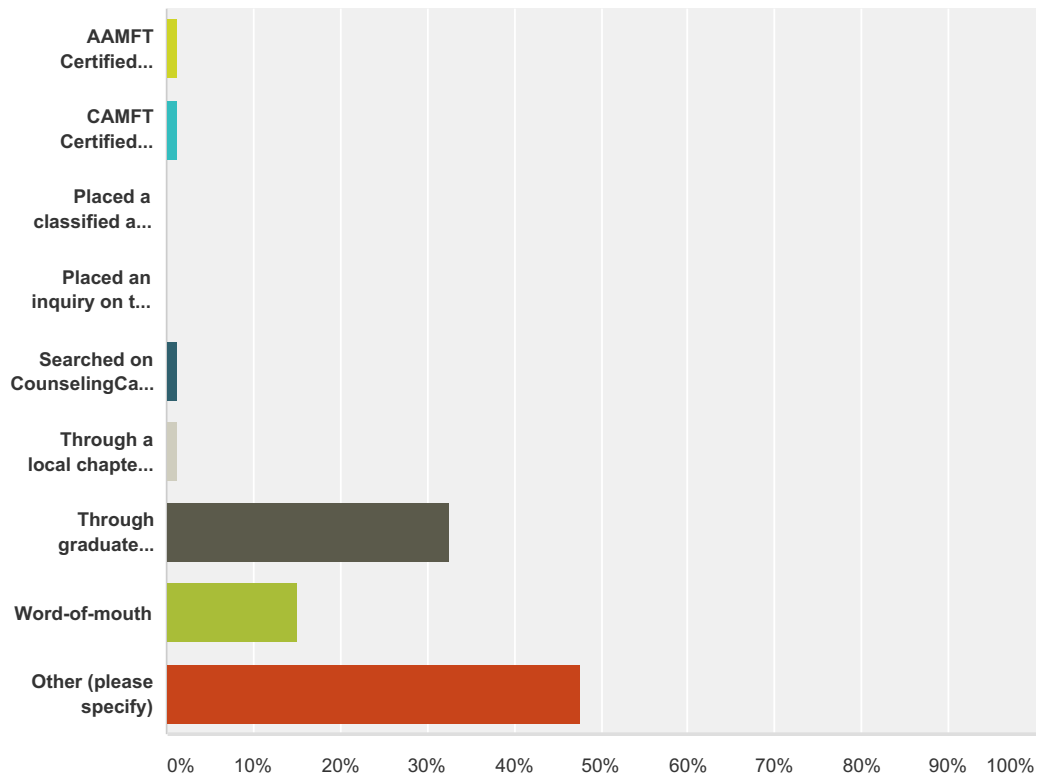
Answered: 82 Skipped: 26



Answer Choices	Responses	
No, there is no written contract	42.68%	35
No, there is a written contract but it does not address this issue	6.10%	5
Yes, patients are to be given several options	12.20%	10
Yes, patients may go with intern/trainee as long as intern/trainee is working lawfully	7.32%	6
Yes, patients are to remain with intern's/trainee's employer	24.39%	20
Other (please specify)	7.32%	6
Total		82

Q36 How did you find a qualified supervisor?

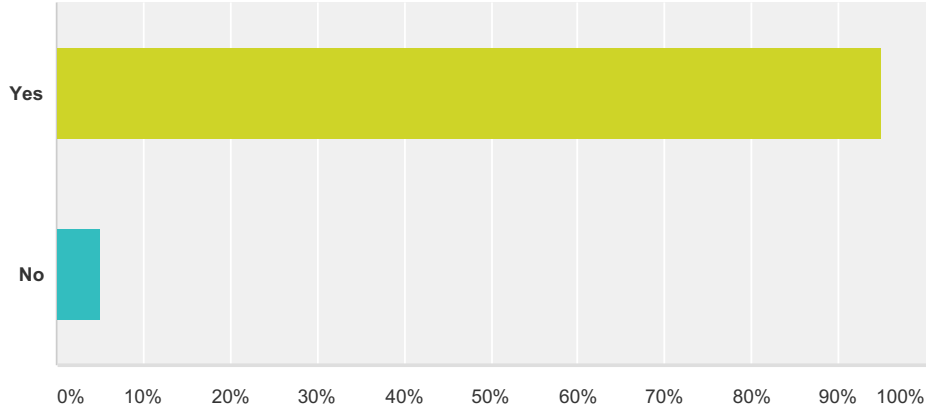
Answered: 80 Skipped: 28



Answer Choices	Responses
AAMFT Certified Supervisor list	1.25% 1
CAMFT Certified Supervisor list	1.25% 1
Placed a classified ad for supervisor on CAMFT's website	0.00% 0
Placed an inquiry on the CAMFT Community	0.00% 0
Searched on CounselingCalifornia.com	1.25% 1
Through a local chapter of CAMFT	1.25% 1
Through graduate program	32.50% 26
Word-of-mouth	15.00% 12
Other (please specify)	47.50% 38
Total	80

Q37 Do you believe your supervisor has sufficient education, training, and experience to adequately provide supervision?

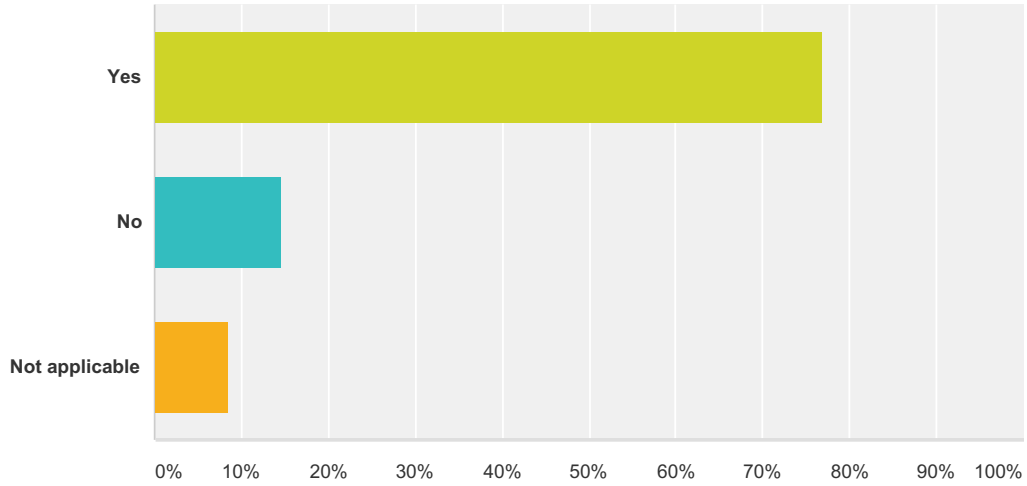
Answered: 81 Skipped: 27



Answer Choices	Responses
Yes	95.06% 77
No	4.94% 4
Total	81

Q38 Did you verify your supervisor's qualifications before entering into a supervising relationship?

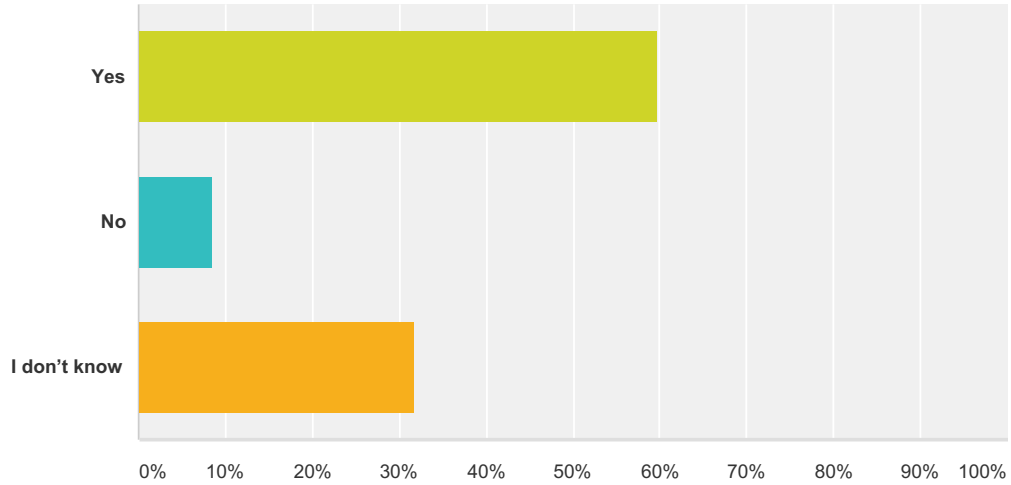
Answered: 82 Skipped: 26



Answer Choices	Responses
Yes	76.83% 63
No	14.63% 12
Not applicable	8.54% 7
Total	82

Q39 Once you are licensed, do you plan to work in an exempt setting (e.g., non-profit organization, school or university, church, governmental agency, hospital, clinic licensed by the State of California)?

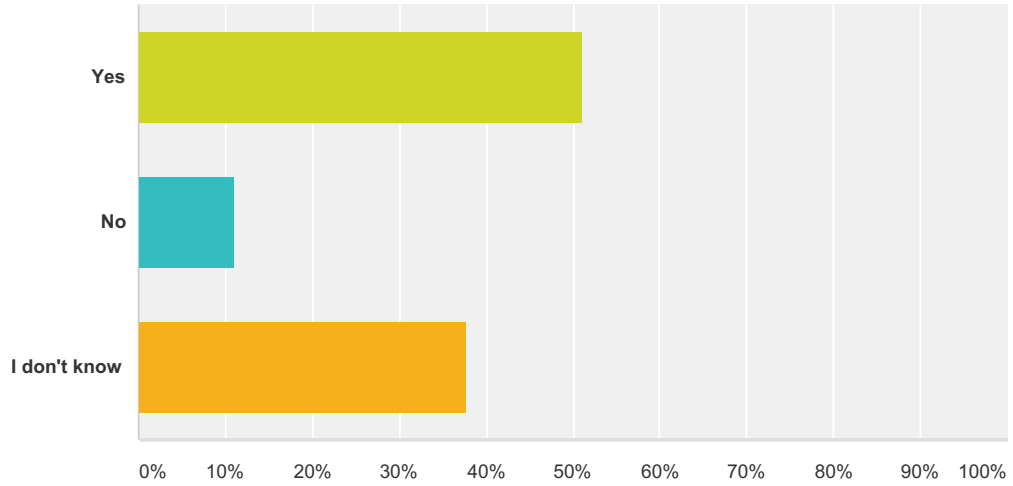
Answered: 82 Skipped: 26



Answer Choices	Responses
Yes	59.76% 49
No	8.54% 7
I don't know	31.71% 26
Total	82

Q40 Once you are licensed do you plan to maintain or work at a private practice setting?

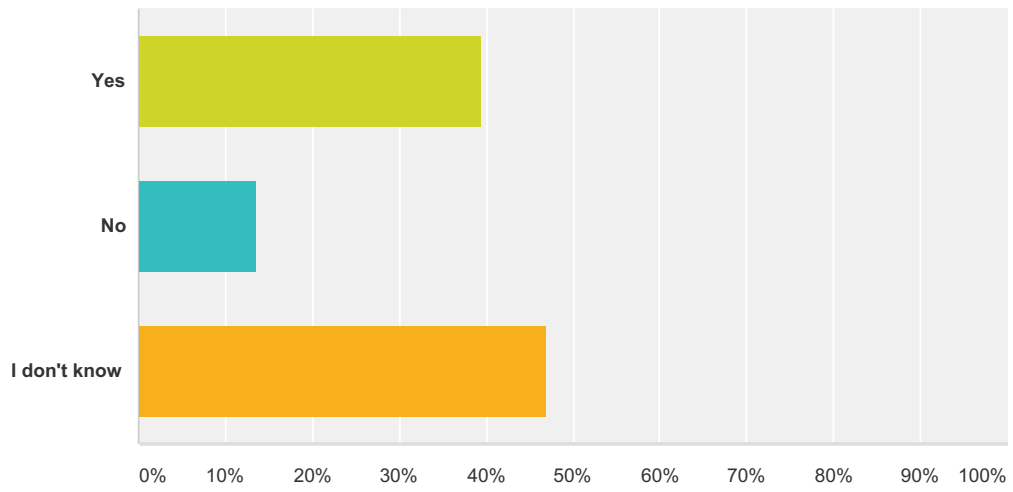
Answered: 82 Skipped: 26



Answer Choices	Responses
Yes	51.22% 42
No	10.98% 9
I don't know	37.80% 31
Total	82

Q41 Once you are licensed, do you plan to work with Medi-Cal clients?

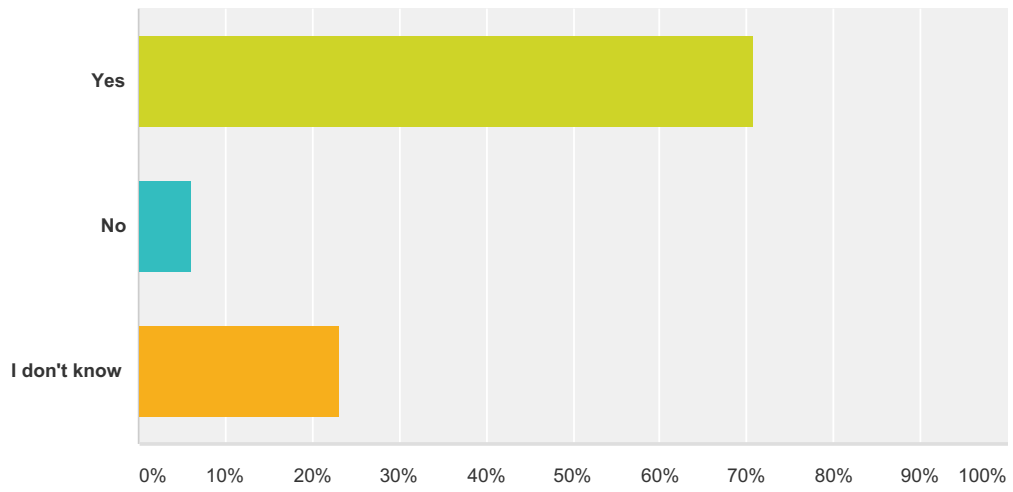
Answered: 81 Skipped: 27



Answer Choices	Responses
Yes	39.51% 32
No	13.58% 11
I don't know	46.91% 38
Total	81

Q42 If MFTs could accept Medicare clients, would you work with Medicare clients?

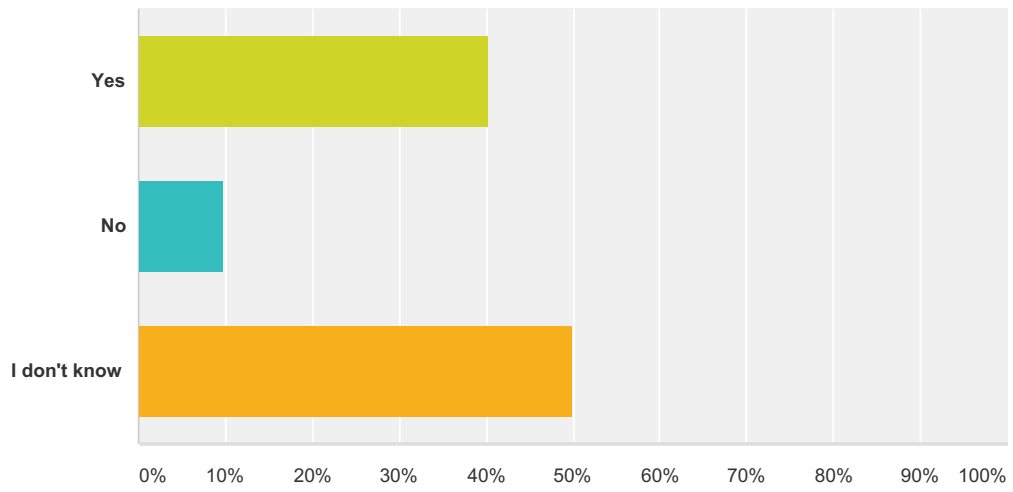
Answered: 82 Skipped: 26



Answer Choices	Responses	
Yes	70.73%	58
No	6.10%	5
I don't know	23.17%	19
Total		82

Q43 Once you are licensed, do you plan on working with veterans of the armed forces?

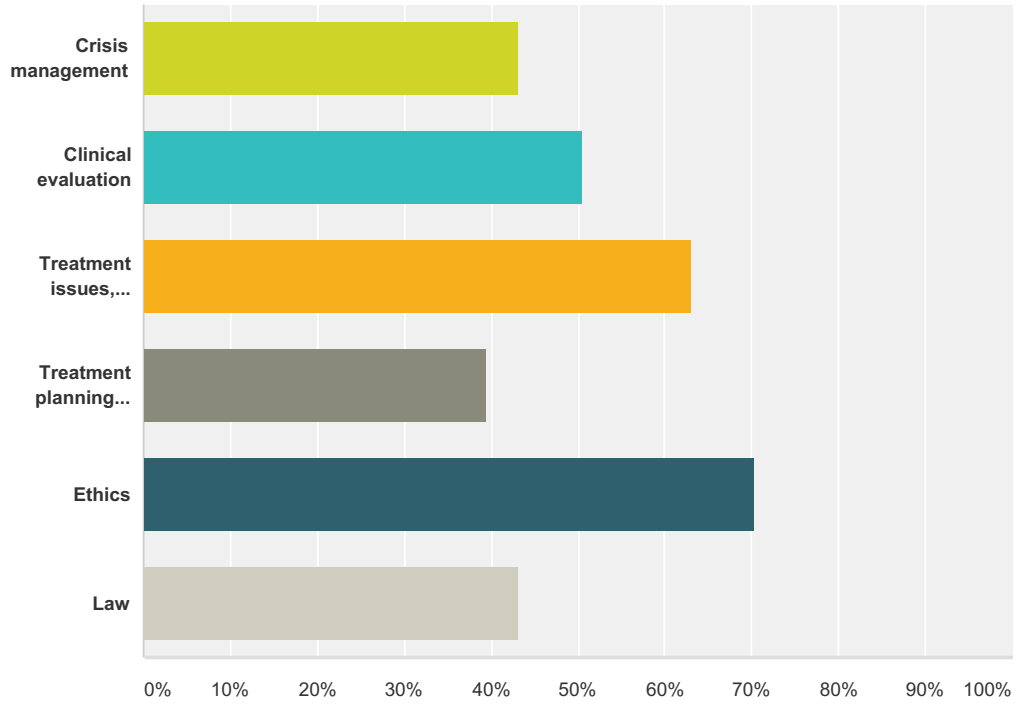
Answered: 82 Skipped: 26



Answer Choices	Responses	
Yes	40.24%	33
No	9.76%	8
I don't know	50.00%	41
Total		82

**Q44 In which subject areas do you feel most prepared for the licensing exams?
(Check all that apply)**

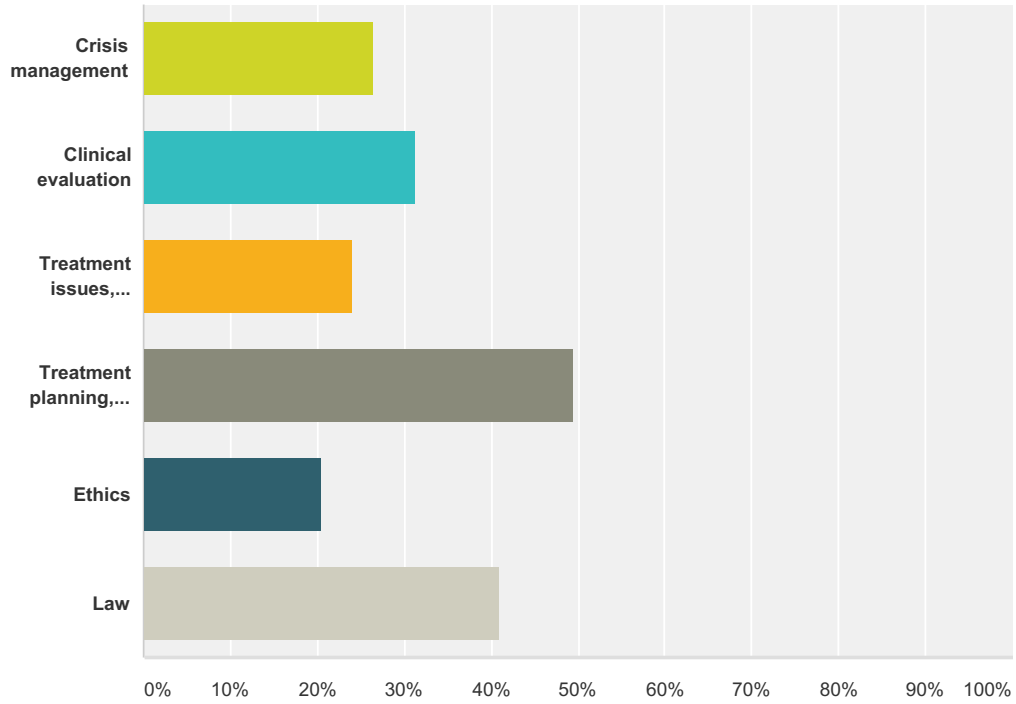
Answered: 81 Skipped: 27



Answer Choices	Responses
Crisis management	43.21% 35
Clinical evaluation	50.62% 41
Treatment issues, including therapeutic relationships and interventions	62.96% 51
Treatment planning including goals, clinical factors, and theoretical orientation	39.51% 32
Ethics	70.37% 57
Law	43.21% 35
Total Respondents: 81	

Q45 In which subject area do you feel least prepared for the licensing exams? (Check all that apply)

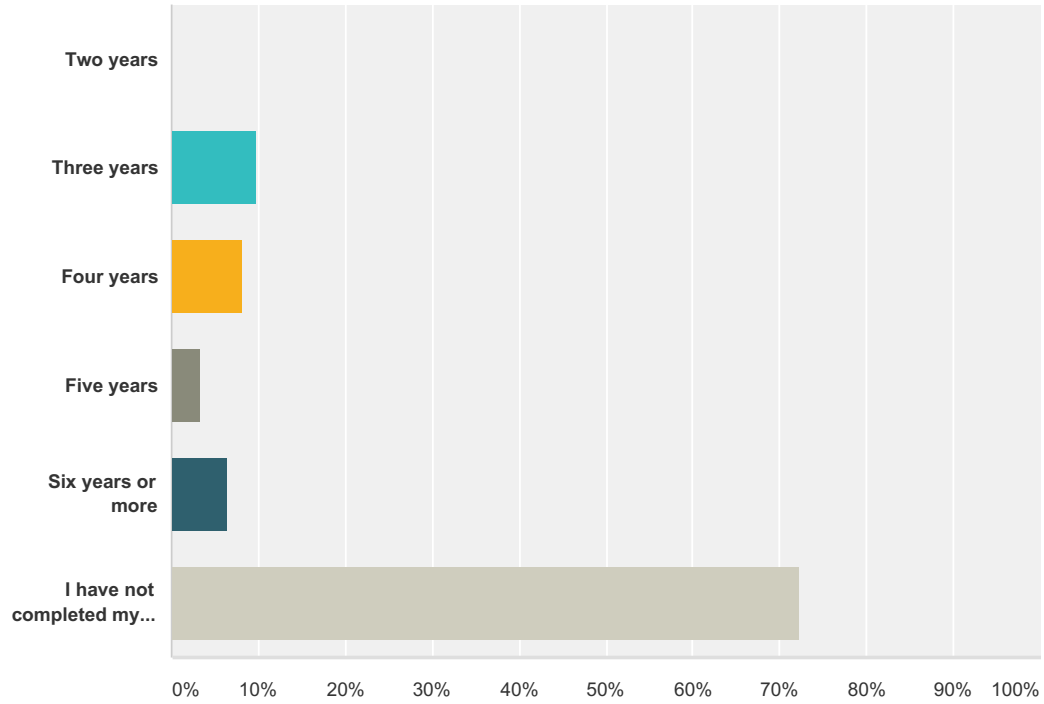
Answered: 83 Skipped: 25



Answer Choices	Responses
Crisis management	26.51% 22
Clinical evaluation	31.33% 26
Treatment issues, including therapeutic relationships and interventions	24.10% 20
Treatment planning, including goals, clinical factors, and theoretical orientation	49.40% 41
Ethics	20.48% 17
Law	40.96% 34
Total Respondents: 83	

Q46 How many years did it take you to complete your hours of experience (including traineeship)?

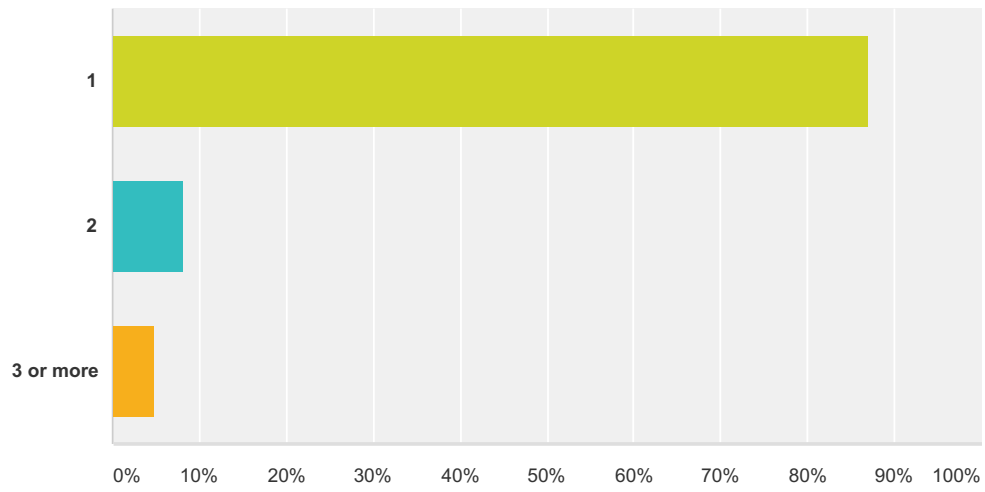
Answered: 61 Skipped: 47



Answer Choices	Responses
Two years	0.00% 0
Three years	9.84% 6
Four years	8.20% 5
Five years	3.28% 2
Six years or more	6.56% 4
I have not completed my hours of experience toward licensure	72.13% 44
Total	61

Q47 How many intern registration numbers have you had?

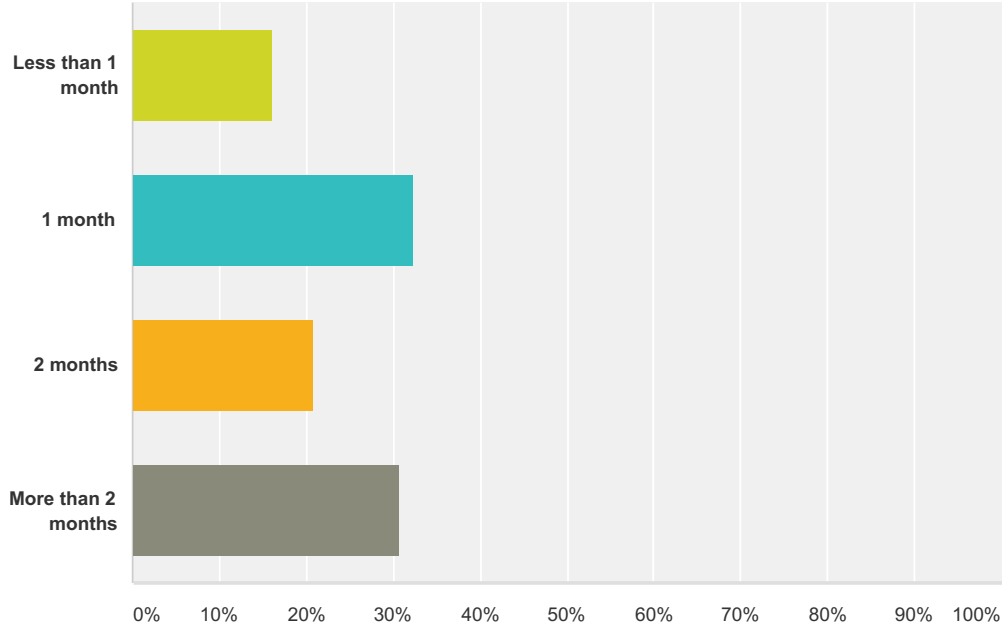
Answered: 62 Skipped: 46



Answer Choices	Responses
1	87.10% 54
2	8.06% 5
3 or more	4.84% 3
Total	62

Q48 How long did it take the BBS to process your intern registration application?

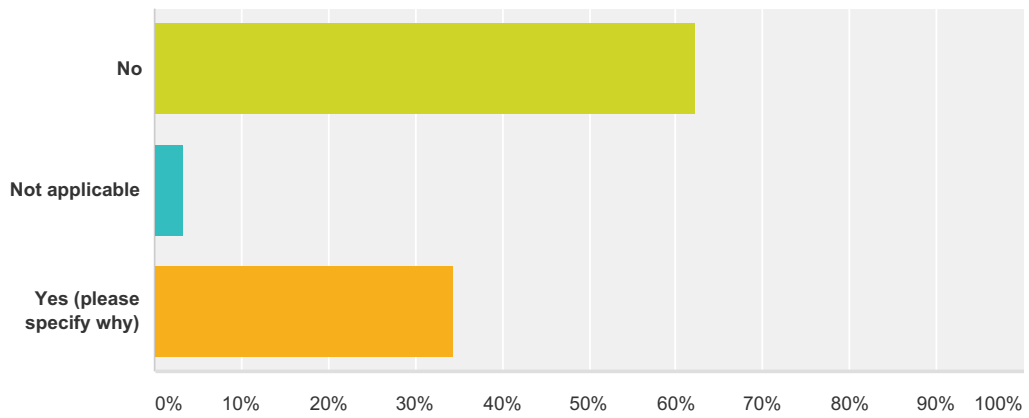
Answered: 62 Skipped: 46



Answer Choices	Responses	
Less than 1 month	16.13%	10
1 month	32.26%	20
2 months	20.97%	13
More than 2 months	30.65%	19
Total		62

Q49 Was it difficult for you to find an internship?

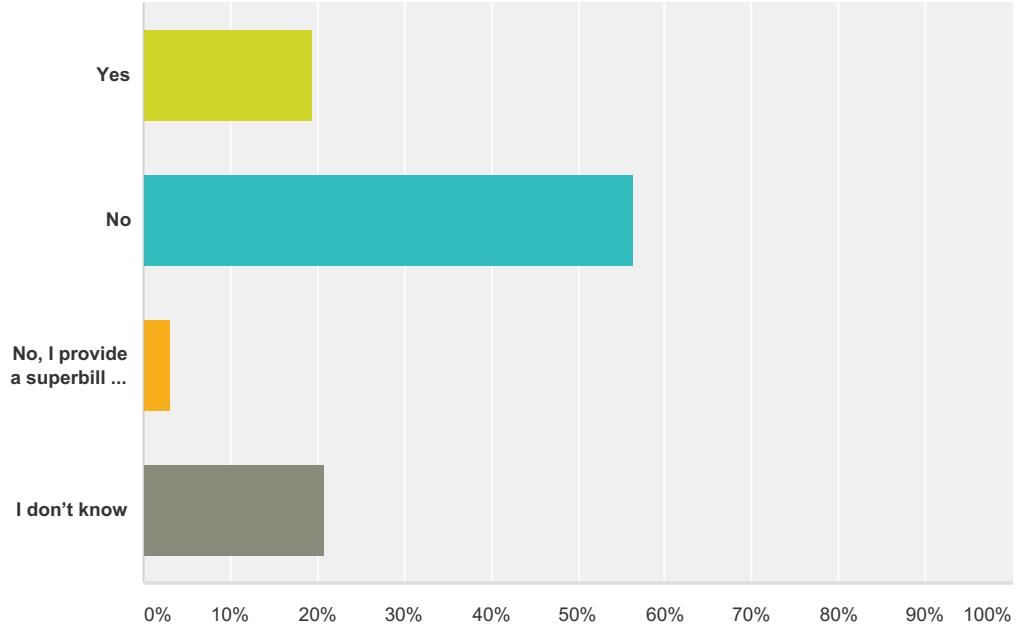
Answered: 61 Skipped: 47



Answer Choices	Responses	
No	62.30%	38
Not applicable	3.28%	2
Yes (please specify why)	34.43%	21
Total		61

Q50 Do you or your supervisor or administrator submit claim forms directly to health plans for reimbursement?

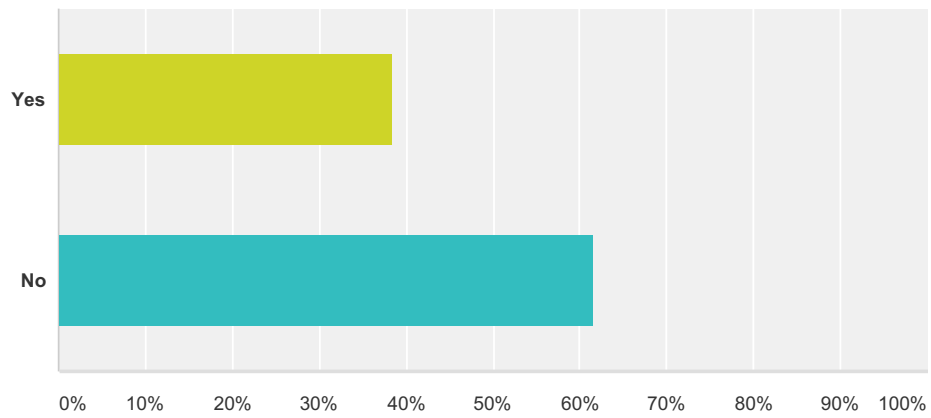
Answered: 62 Skipped: 46



Answer Choices	Responses
Yes	19.35% 12
No	56.45% 35
No, I provide a superbill to the client	3.23% 2
I don't know	20.97% 13
Total	62

Q51 Are you reimbursed by the health plans for your services?

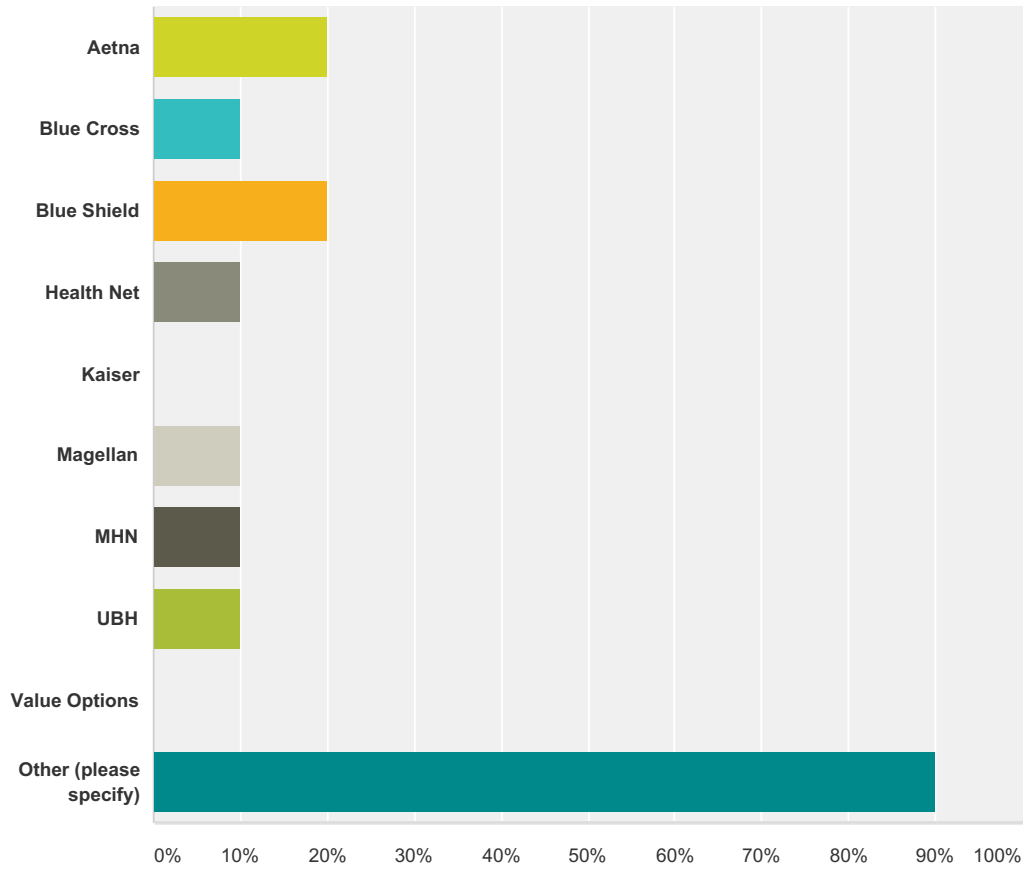
Answered: 13 Skipped: 95



Answer Choices	Responses
Yes	38.46% 5
No	61.54% 8
Total	13

Q52 Which health plans reimburse you? (Check all that apply)

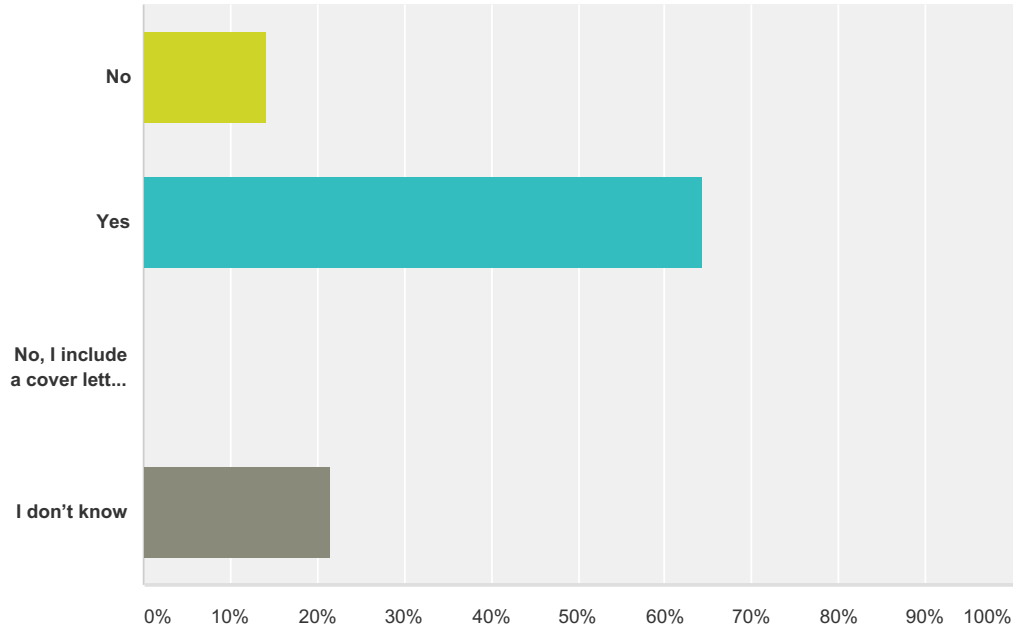
Answered: 10 Skipped: 98



Answer Choices	Responses
Aetna	20.00% 2
Blue Cross	10.00% 1
Blue Shield	20.00% 2
Health Net	10.00% 1
Kaiser	0.00% 0
Magellan	10.00% 1
MHN	10.00% 1
UBH	10.00% 1
Value Options	0.00% 0
Other (please specify)	90.00% 9
Total Respondents: 10	

Q53 Do you or your supervisor or administrator indicate on claim forms or superbills the services were provided by an MFT Registered Intern?

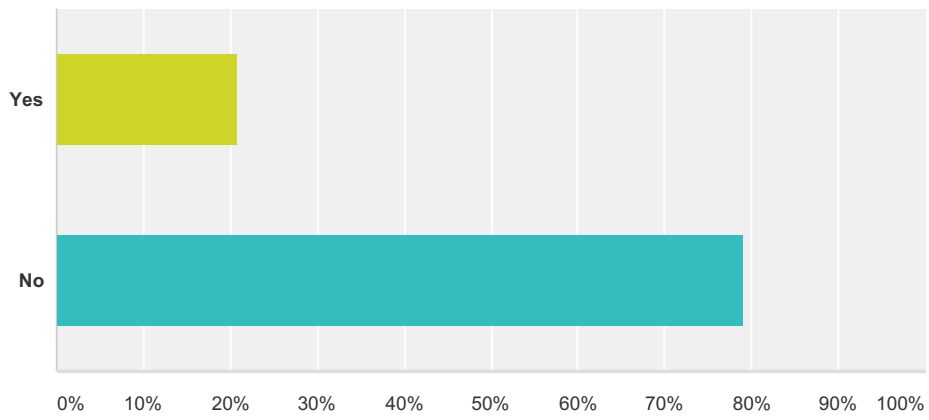
Answered: 14 Skipped: 94



Answer Choices	Responses
No	14.29% 2
Yes	64.29% 9
No, I include a cover letter with the claim form or superbill	0.00% 0
I don't know	21.43% 3
Total	14

Q54 Do you advertise your professional services?

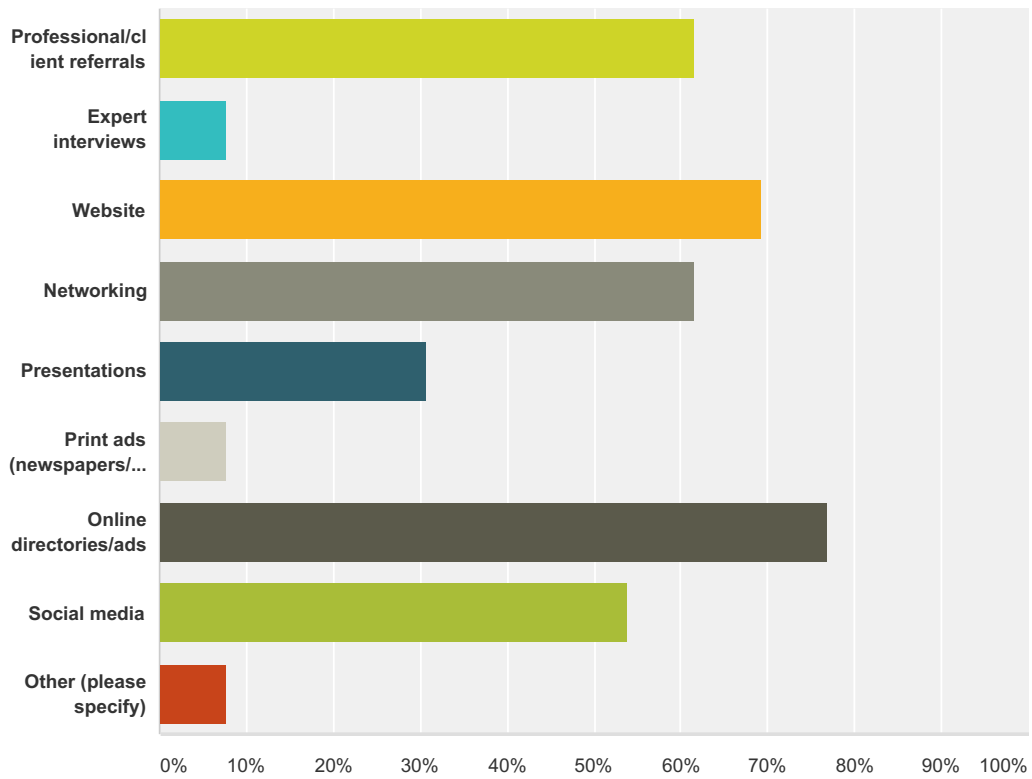
Answered: 62 Skipped: 46



Answer Choices	Responses	
Yes	20.97%	13
No	79.03%	49
Total		62

Q55 How do you market/promote your services? (Check all that apply)

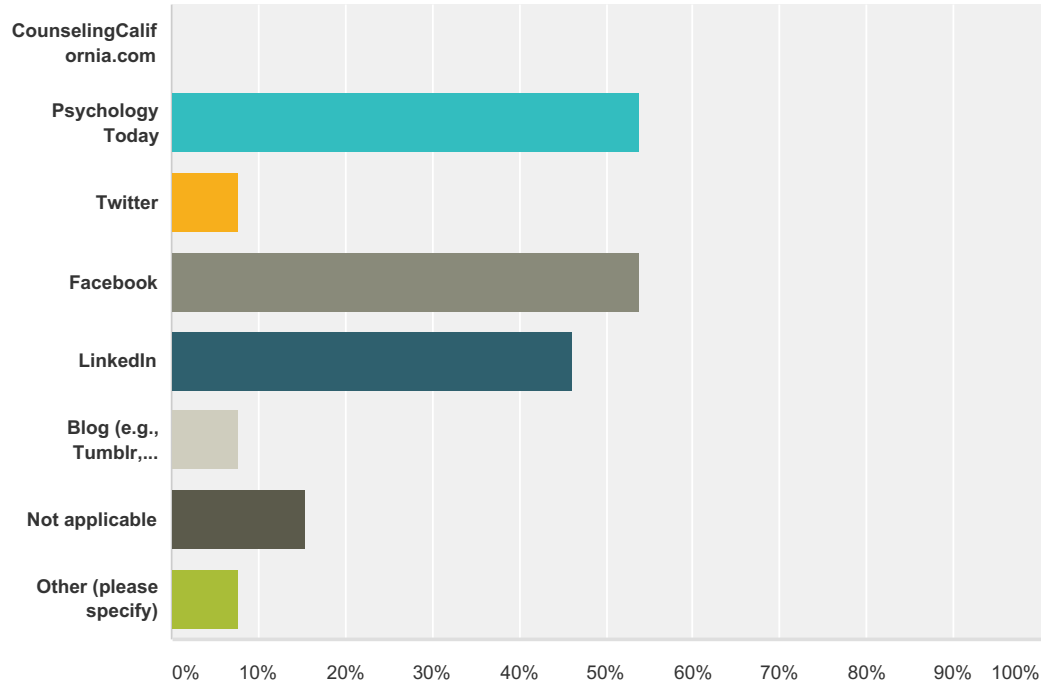
Answered: 13 Skipped: 95



Answer Choices	Responses
Professional/client referrals	61.54% 8
Expert interviews	7.69% 1
Website	69.23% 9
Networking	61.54% 8
Presentations	30.77% 4
Print ads (newspapers/magazines/newsletters, etc.)	7.69% 1
Online directories/ads	76.92% 10
Social media	53.85% 7
Other (please specify)	7.69% 1
Total Respondents: 13	

Q56 Which online directories or social media outlets do you use to promote your services?

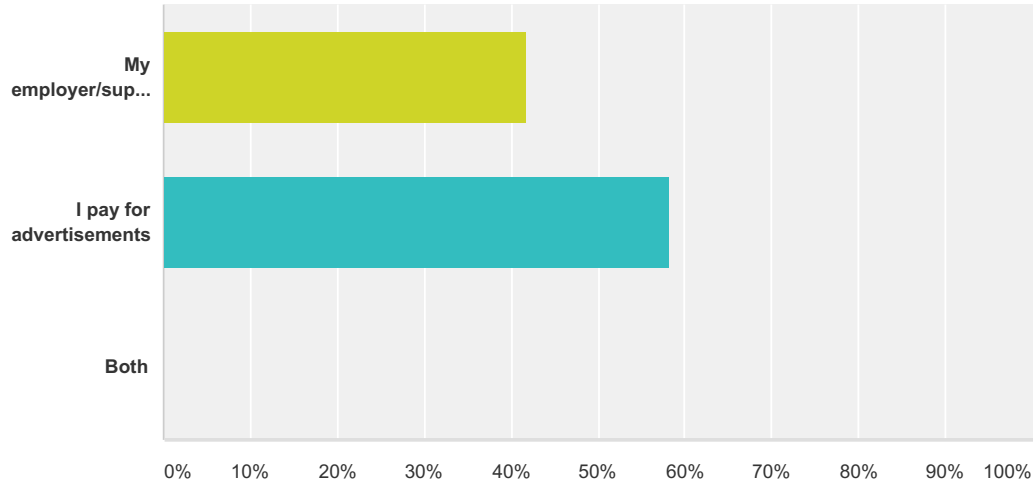
Answered: 13 Skipped: 95



Answer Choices	Responses
CounselingCalifornia.com	0.00% 0
Psychology Today	53.85% 7
Twitter	7.69% 1
Facebook	53.85% 7
LinkedIn	46.15% 6
Blog (e.g., Tumblr, Wordpress, Blogger, etc.)	7.69% 1
Not applicable	15.38% 2
Other (please specify)	7.69% 1
Total Respondents: 13	

Q57 Are the advertisements paid for by your employer/supervisor or do you pay for them?

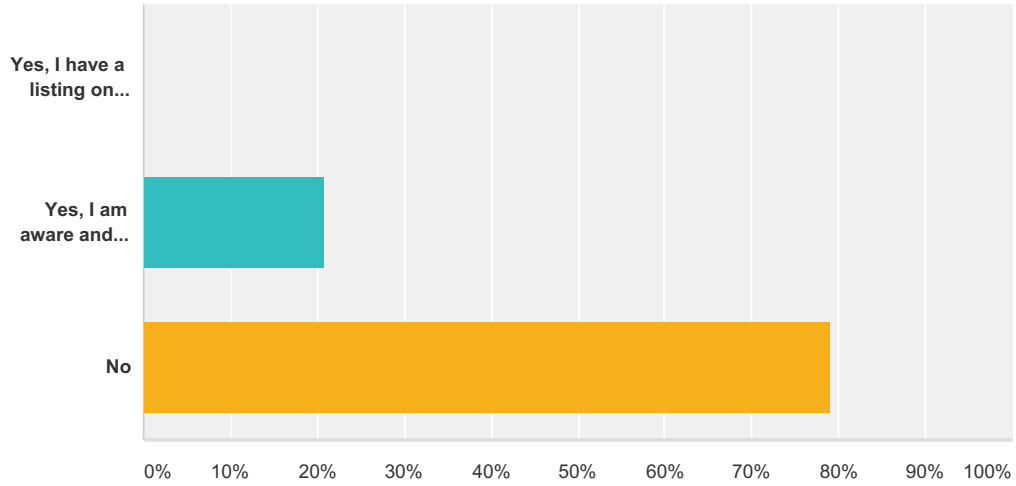
Answered: 12 Skipped: 96



Answer Choices	Responses
My employer/supervisor pays for advertisements	41.67% 5
I pay for advertisements	58.33% 7
Both	0.00% 0
Total Respondents: 12	

Q58 Do you know you can pay \$50 a year to advertise on CounselingCalifornia.com, CAMFT’s consumer-facing website?

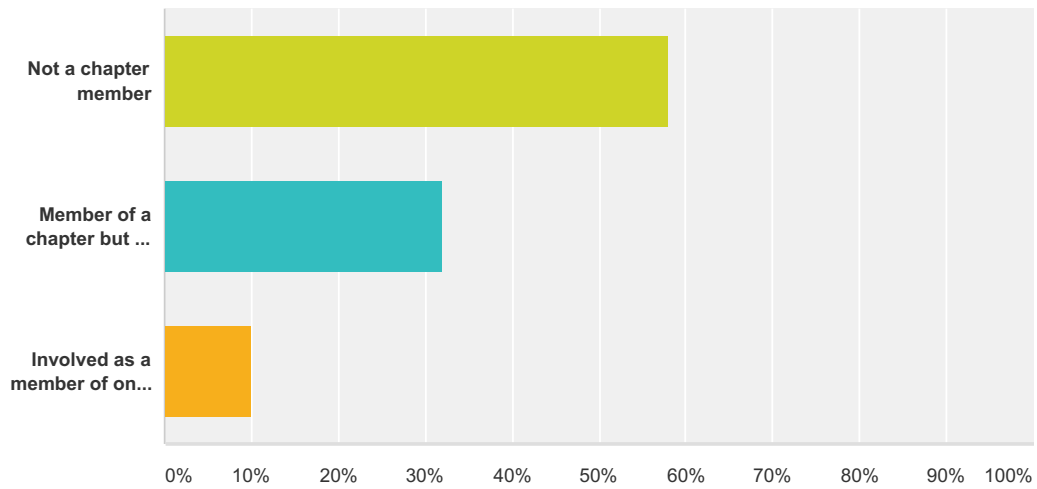
Answered: 62 Skipped: 46



Answer Choices	Responses
Yes, I have a listing on CounselingCalifornia.com	0.00% 0
Yes, I am aware and choose not to have a listing	20.97% 13
No	79.03% 49
Total	62

Q59 Are you involved in one or more CAMFT Chapters?

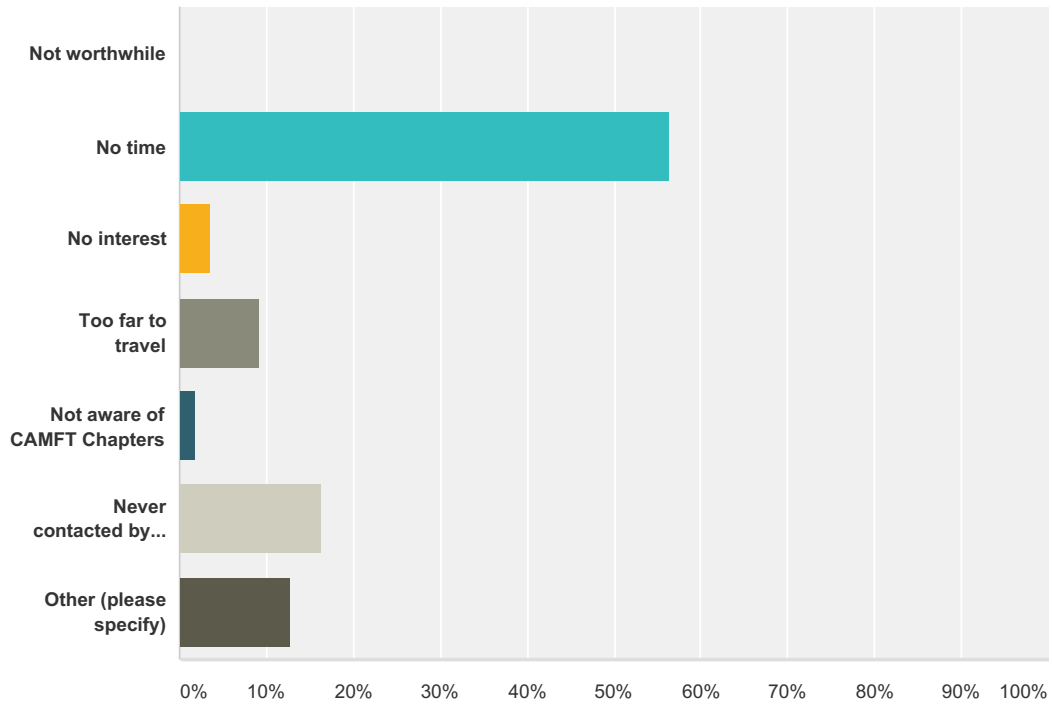
Answered: 100 Skipped: 8



Answer Choices	Responses
Not a chapter member	58.00% 58
Member of a chapter but not involved	32.00% 32
Involved as a member of one or more chapters	10.00% 10
Total	100

Q60 Why aren't you involved in a CAMFT Chapter?

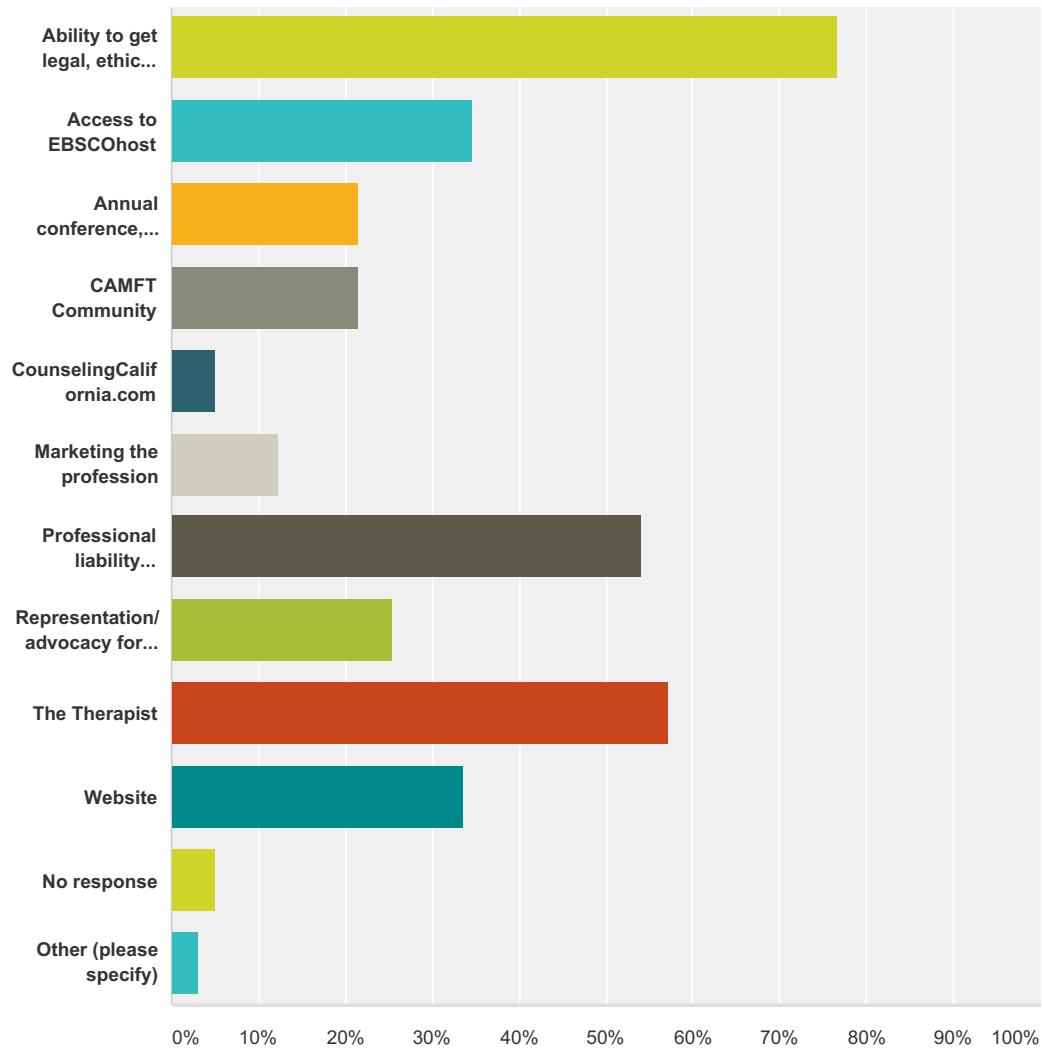
Answered: 55 Skipped: 53



Answer Choices	Responses
Not worthwhile	0.00% 0
No time	56.36% 31
No interest	3.64% 2
Too far to travel	9.09% 5
Not aware of CAMFT Chapters	1.82% 1
Never contacted by a Chapter	16.36% 9
Other (please specify)	12.73% 7
Total	55

Q61 What CAMFT member benefits do you consider to be most beneficial? (Check all that apply)

Answered: 98 Skipped: 10



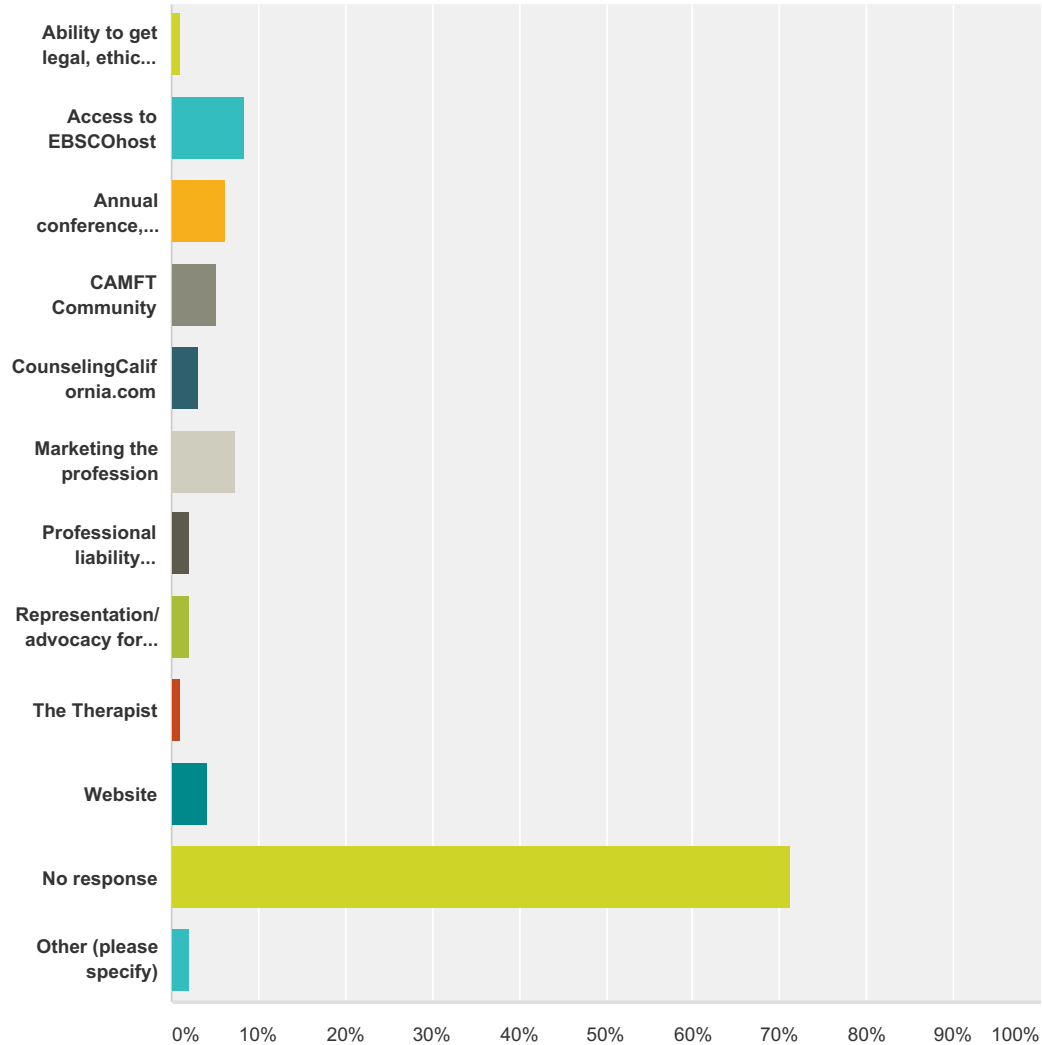
Answer Choices	Responses
Ability to get legal, ethical and business questions answered	76.53% 75
Access to EBSCOhost	34.69% 34
Annual conference, Fall Symposium and workshops	21.43% 21
CAMFT Community	21.43% 21
CounselingCalifornia.com	5.10% 5
Marketing the profession	12.24% 12
Professional liability insurance	54.08% 53
Representation/advocacy for the profession	25.51% 25

Demographic Survey - Prelicensed

The Therapist	57.14%	56
Website	33.67%	33
No response	5.10%	5
Other (please specify)	3.06%	3
Total Respondents: 98		

Q62 What CAMFT member benefits do you consider to be least beneficial? (Check all that apply)

Answered: 97 Skipped: 11



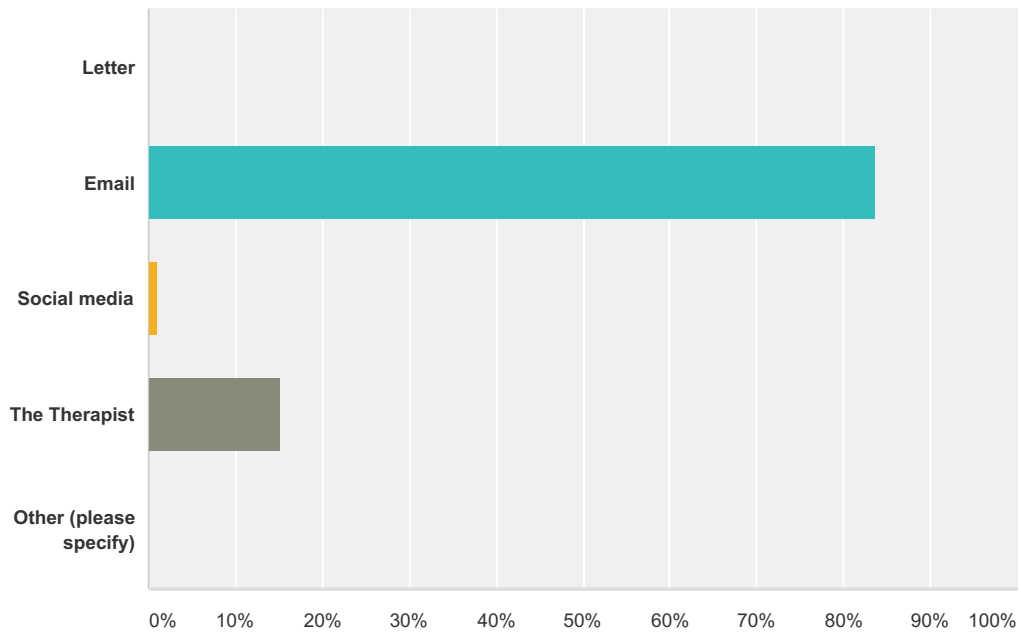
Answer Choices	Responses
Ability to get legal, ethical and business questions answered	1.03% 1
Access to EBSCOhost	8.25% 8
Annual conference, Fall Symposium and workshops	6.19% 6
CAMFT Community	5.15% 5
CounselingCalifornia.com	3.09% 3
Marketing the profession	7.22% 7
Professional liability insurance	2.06% 2
Representation/advocacy for the profession	2.06% 2

Demographic Survey - Prelicensed

The Therapist	1.03%	1
Website	4.12%	4
No response	71.13%	69
Other (please specify)	2.06%	2
Total Respondents: 97		

Q63 Which is your preferred method for CAMFT communications?

Answered: 98 Skipped: 10



Answer Choices	Responses	Count
Letter	0.00%	0
Email	83.67%	82
Social media	1.02%	1
The Therapist	15.31%	15
Other (please specify)	0.00%	0
Total		98

Q64 How can CAMFT help support you on the road to licensure?

Answered: 56 Skipped: 52

**Q65 Additional question you would like
included in future Prelicensed Demographic
Surveys:**

Answered: 23 Skipped: 85

Q66 To be entered in the drawing to win a free membership renewal, please include your name (as it appears on CAMFT record) and email address:

Answered: 82 Skipped: 26